



Hydro 2000 Inc.

EB-2009-0229

Saturday, May 01, 2010

## Incremental Capital Project Summary

Name or General Description of Project

Details of Project

Asset Component	Capital Cost	Depreciation Rate	CCA Class	CCA Rate	
1					
2					
3					
4					
5					
Closing Net Fixed Asset	2010	2011	2012	2013	2014
Amortization Expense	-	-	-	-	-
CCA	-	-	-	-	-



Hydro 2000 Inc.

EB-2009-0229

Saturday, May 01, 2010

## Fixed Asset Amortization and UCC 1

Name or General Description of Project

Asset Component

### Average Net Fixed Assets


#### Net Fixed Assets

	2010 Forecasted	2011 Forecasted	2012 Forecasted	2013 Forecasted	2014 Forecasted
Opening Capital Investment	\$ -	\$ -	\$ -	\$ -	\$ -
Capital Investment	\$ -	\$ -	\$ -	\$ -	\$ -
Closing Capital Investment	\$ -	\$ -	\$ -	\$ -	\$ -
Opening Accumulated Amortization	\$ -	\$ -	\$ -	\$ -	\$ -
Amortization	0%	\$ -	\$ -	\$ -	\$ -
Closing Accumulated Amortization	\$ -	\$ -	\$ -	\$ -	\$ -
Opening Net Fixed Assets	\$ -	\$ -	\$ -	\$ -	\$ -
Closing Net Fixed Assets	\$ -	\$ -	\$ -	\$ -	\$ -
Average Net Fixed Assets	\$ -	\$ -	\$ -	\$ -	\$ -

### For PILs Calculation

#### UCC

	2010 Forecasted	2011 Forecasted	2012 Forecasted	2013 Forecasted	2014 Forecasted
Opening UCC	\$ -	\$ -	\$ -	\$ -	\$ -
Capital Additions	\$ -	\$ -	\$ -	\$ -	\$ -
UCC Before Half Year Rule	\$ -	\$ -	\$ -	\$ -	\$ -
Half Year Rule (1/2 Additions - Disposals)	\$ -	\$ -	\$ -	\$ -	\$ -
Reduced UCC	\$ -	\$ -	\$ -	\$ -	\$ -
CCA Rate Class	0				
CCA Rate	0%				
CCA	\$ -	\$ -	\$ -	\$ -	\$ -
Closing UCC	\$ -	\$ -	\$ -	\$ -	\$ -



Ontario



Hydro 2000 Inc.

EB-2009-0229

Saturday, May 01, 2010

## Fixed Asset Amortization and UCC 1

Name or General Description of Project

Asset Component

### Average Net Fixed Assets

	2010 Forecasted
<b>Net Fixed Assets</b>	
Opening Capital Investment	\$ -
Capital Investment	\$ -
Closing Capital Investment	\$ -
Opening Accumulated Amortization	\$ -
Amortization	0% \$ -
Closing Accumulated Amortization	\$ -
Opening Net Fixed Assets	\$ -
Closing Net Fixed Assets	\$ -
Average Net Fixed Assets	\$ -

### For PILs Calculation

UCC

2010

	Forecasted
Opening UCC	\$ -
Capital Additions	\$ -
UCC Before Half Year Rule	\$ -
Half Year Rule (1/2 Additions - Disposals)	\$ -
Reduced UCC	\$ -
CCA Rate Class	0
CCA Rate	0%
CCA	\$ -
Closing UCC	\$ -

2011	2012	2013	2014
Forecasted	Forecasted	Forecasted	Forecasted

\$ -	\$ -	\$ -	\$ -
\$ -	\$ -	\$ -	\$ -
\$ -	\$ -	\$ -	\$ -
\$ -	\$ -	\$ -	\$ -
\$ -	\$ -	\$ -	\$ -
\$ -	\$ -	\$ -	\$ -
\$ -	\$ -	\$ -	\$ -
\$ -	\$ -	\$ -	\$ -

2011	2012	2013	2014
------	------	------	------

Forecasted    Forecasted    Forecasted    Forecasted


---

\$	-	\$	-	\$	-	\$	-
\$	-	\$	-	\$	-	\$	-
\$	-	\$	-	\$	-	\$	-
\$	-	\$	-	\$	-	\$	-
\$	-	\$	-	\$	-	\$	-

---

\$	-	\$	-	\$	-	\$	-
\$	-	\$	-	\$	-	\$	-





Ontario



Hydro 2000 Inc.

EB-2009-0229

Saturday, May 01, 2010

## Fixed Asset Amortization and UCC 1

Name or General Description of Project

Asset Component

### Average Net Fixed Assets

	2010 Forecasted
<b>Net Fixed Assets</b>	
Opening Capital Investment	\$ -
Capital Investment	\$ -
Closing Capital Investment	\$ -
Opening Accumulated Amortization	\$ -
Amortization	0% \$ -
Closing Accumulated Amortization	\$ -
Opening Net Fixed Assets	\$ -
Closing Net Fixed Assets	\$ -
Average Net Fixed Assets	\$ -

### For PILs Calculation

UCC

2010

	Forecasted
Opening UCC	\$ -
Capital Additions	\$ -
UCC Before Half Year Rule	\$ -
Half Year Rule (1/2 Additions - Disposals)	\$ -
Reduced UCC	\$ -
CCA Rate Class	0
CCA Rate	0%
CCA	\$ -
Closing UCC	\$ -

2011	2012	2013	2014
Forecasted	Forecasted	Forecasted	Forecasted


\$ -	\$ -	\$ -	\$ -
\$ -	\$ -	\$ -	\$ -
\$ -	\$ -	\$ -	\$ -
\$ -	\$ -	\$ -	\$ -
\$ -	\$ -	\$ -	\$ -
\$ -	\$ -	\$ -	\$ -
\$ -	\$ -	\$ -	\$ -
\$ -	\$ -	\$ -	\$ -

2011	2012	2013	2014
------	------	------	------

Forecasted    Forecasted    Forecasted    Forecasted

\$	-	\$	-	\$	-	\$	-
\$	-	\$	-	\$	-	\$	-
\$	-	\$	-	\$	-	\$	-
\$	-	\$	-	\$	-	\$	-
\$	-	\$	-	\$	-	\$	-

\$	-	\$	-	\$	-	\$	-
\$	-	\$	-	\$	-	\$	-



Ontario





Hydro 2000 Inc.

EB-2009-0229

Saturday, May 01, 2010

## Fixed Asset Amortization and UCC 1

Name or General Description of Project

Asset Component

### Average Net Fixed Assets

	2010 Forecasted
<b>Net Fixed Assets</b>	
Opening Capital Investment	\$ -
Capital Investment	\$ -
Closing Capital Investment	\$ -
Opening Accumulated Amortization	\$ -
Amortization	0% \$ -
Closing Accumulated Amortization	\$ -
Opening Net Fixed Assets	\$ -
Closing Net Fixed Assets	\$ -
Average Net Fixed Assets	\$ -

### For PILs Calculation

UCC

2010

	Forecasted
Opening UCC	\$ -
Capital Additions	\$ -
UCC Before Half Year Rule	\$ -
Half Year Rule (1/2 Additions - Disposals)	\$ -
Reduced UCC	\$ -
CCA Rate Class	0
CCA Rate	0%
CCA	\$ -
Closing UCC	\$ -

2011	2012	2013	2014
Forecasted	Forecasted	Forecasted	Forecasted

\$ -	\$ -	\$ -	\$ -
\$ -	\$ -	\$ -	\$ -
\$ -	\$ -	\$ -	\$ -
\$ -	\$ -	\$ -	\$ -
\$ -	\$ -	\$ -	\$ -
\$ -	\$ -	\$ -	\$ -
\$ -	\$ -	\$ -	\$ -
\$ -	\$ -	\$ -	\$ -

2011	2012	2013	2014
------	------	------	------


Forecasted    Forecasted    Forecasted    Forecasted

---

\$	-	\$	-	\$	-	\$	-
\$	-	\$	-	\$	-	\$	-
\$	-	\$	-	\$	-	\$	-
\$	-	\$	-	\$	-	\$	-
\$	-	\$	-	\$	-	\$	-

---

\$	-	\$	-	\$	-	\$	-
\$	-	\$	-	\$	-	\$	-



Ontario



Hydro 2000 Inc.

EB-2009-0229

Saturday, May 01, 2010

## Fixed Asset Amortization and UCC 5

Name or General Description of Project

Asset Component

### Average Net Fixed Assets

	2010 Forecasted
<b>Net Fixed Assets</b>	
Opening Capital Investment	\$ -
Capital Investment	\$ -
Closing Capital Investment	\$ -
Opening Accumulated Amortization	\$ -
Amortization	0% \$ -
Closing Accumulated Amortization	\$ -
Opening Net Fixed Assets	\$ -
Closing Net Fixed Assets	\$ -
Average Net Fixed Assets	\$ -

### For PILs Calculation

UCC

2010

	Forecasted
Opening UCC	\$ -
Capital Additions	\$ -
UCC Before Half Year Rule	\$ -
Half Year Rule (1/2 Additions - Disposals)	\$ -
Reduced UCC	\$ -
CCA Rate Class	0
CCA Rate	0%
CCA	\$ -
Closing UCC	\$ -



2011	2012	2013	2014
Forecasted	Forecasted	Forecasted	Forecasted

\$ -	\$ -	\$ -	\$ -
\$ -	\$ -	\$ -	\$ -
\$ -	\$ -	\$ -	\$ -
\$ -	\$ -	\$ -	\$ -
\$ -	\$ -	\$ -	\$ -
\$ -	\$ -	\$ -	\$ -
\$ -	\$ -	\$ -	\$ -
\$ -	\$ -	\$ -	\$ -

2011	2012	2013	2014
------	------	------	------

Forecasted    Forecasted    Forecasted    Forecasted

---

\$	-	\$	-	\$	-	\$	-
\$	-	\$	-	\$	-	\$	-
\$	-	\$	-	\$	-	\$	-
\$	-	\$	-	\$	-	\$	-
\$	-	\$	-	\$	-	\$	-

---

\$	-	\$	-	\$	-	\$	-
\$	-	\$	-	\$	-	\$	-