

Name of LDC: Hydro 2000 Inc.
File Number: EB-2009-0229
Effective Date: Saturday, May 01, 2010

LDC Information


Applicant Name	Hydro 2000 Inc.
OEB Application Number	EB-2009-0229
LDC Licence Number	ED-2002-0542
Applied for Effective Date	May 1, 2010



Name of LDC: Hydro 2000 Inc.
File Number: EB-2009-0229
Effective Date: Saturday, May 01, 2010

Table of Contents

Sheet Name	Purpose of Sheet
A1.1 LDC Information	Enter LDC Data
A2.1 Table of Contents	Table of Contents
B1.1 2006 Reg Assets	2006 Regulatory Asset Recovery
B1.2 2006 Reg Ass Prop Shr	2006 Regulatory Asset Recovery Proportionate Share
B1.3 Rate Class And Bill Det	Rate Class and 2008 Billing Determinants
C1.0 2006 Reg Asset Recovery	Regulatory Assets - 2006 Regulatory Asset Recovery
C1.1 Reg Assets - Cont Sch 2005	Regulatory Assets - Continuity Schedule 2005
C1.2 Reg Assets - Cont Sch 2006	Regulatory Assets - Continuity Schedule 2006
C1.3 Reg Assets - Cont Sch 2007	Regulatory Assets - Continuity Schedule 2007
C1.4 Reg Assets - Cont Sch 2008	Regulatory Assets - Continuity Schedule 2008
C1.5 Reg Assets - Con Sch Final	Regulatory Assets - Continuity Schedule Final
D1.1 Threshold Test	Threshold Test
E1.1 Cost Allocation kWh	Cost Allocation - kWh
E1.2 Cost Allocation Non-RPPkWh	Cost Allocation - Non-RPP kWh
E1.3 Cost Allocation 1590	Cost Allocation - 1590
E1.4 Cost Allocation 1595	Cost Allocation - 1595
F1.1 Calculation Rate Rider	Calculation of Regulatory Asset Recovery Rate Rider
F1.2 Request for Clearance	Request for Clearance of Deferral and Variance Accounts



Name of LDC: Hydro 2000 Inc.
File Number: EB-2009-0229
Effective Date: Saturday, May 01, 2010

2006 Regulatory Asset Recove

Account Description

RSVA - Wholesale Market Service Charge
RSVA - One-time Wholesale Market Service
RSVA - Retail Transmission Network Charge
RSVA - Retail Transmission Connection Charge
RSVA - Power

Sub-Totals

Other Regulatory Assets
Retail Cost Variance Account - Retail
Retail Cost Variance Account - STR
Misc. Deferred Debits - incl. Rebate Cheques
Pre-Market Opening Energy Variances Total
Extra-Ordinary Event Losses
Deferred Rate Impact Amounts
Other Deferred Credits

Sub-Totals

Qualifying Transition Costs
Transition Cost Adjustment
Sub-Totals

Total Regulatory Assets

Total Recoveries to April 30-06 2. Re

Balance to be collected or refunded 2. Re

ery

Account Number	Principal Amounts as of Dec-31 2004 A	Hydro One charges (if applicable) to Dec31-03 B	Hydro One charges (if applicable) Jan 1- 04 to Apr 30-06 C
	Column G	Column K	Column M
1580	3,096	36,480	617
1582	0	2,657	1,269
1584	(24,184)	(5,880)	(7,931)
1586	(15,576)	166,525	203,879
1588	15,516		
	(21,147)	199,782	197,834
1508	719	0	10,775
1518	0	0	0
1548	0	0	0
1525	12,499	5,701	0
1571	147,575	0	0
1572	0	0	0
1574	0	0	0
2425	0	0	0
	160,793	5,701	10,775

1570	115,995	55	
1570	115,995	55	
	255,641	205,538	208,609

ate Riders Calculation Cell C48

ate Riders Calculation Cell N51

**Transition Cost
Adjustment
D**

**Principal
Amounts
E = A + B + C + D**

**Interest to Dec31-
04
F**

**Interest per 2006
Reg Assets
G = H - F - E**

1. Dec. 31, 2004 Reg. Assets

Column H

40,193	725	3,165
3,926	0	209
(37,995)	(981)	(2,800)
354,828	(544)	11,574
15,516	(965)	1,444
376,469	(1,765)	13,592
11,494	52	1,278
0	0	0
0	0	0
18,200	1,823	447
147,575	21,398	14,096
0	0	0
0	0	0
0	0	0
177,269	23,274	15,821

	116,050	25,544	12,168
0	0		
	116,050	25,544	12,168
0	669,788	47,052	41,581

Total Claim and Recoveries per 2006 Reg Assets
H

Transfer of Board-approved amounts to 1590 as per 2006 EDR
I = - E


Transfer of Board-approved Interest to 1590 as per 2006 EDR
J = - (F + G)

--

Column N

44,083	(40,193)	(3,889)
4,135	(3,926)	(209)
(41,775)	37,995	3,780
365,858	(354,828)	(11,030)
15,995	(15,516)	(479)
388,295	(376,469)	(11,826)
12,825	(11,494)	(1,330)
0	0	0
0	0	0
20,471	(18,200)	(2,271)
183,069	(147,575)	(35,494)
0	0	0
0	0	0
0	0	0
216,365	(177,269)	(39,095)

153,762	(116,050)	(37,712)
0	0	0
153,762	(116,050)	(37,712)
758,422	(669,788)	(88,634)
307,647	(307,647)	0
450,775	(362,141)	(88,634)



Name of LDC: Hydro 2000 Inc.
File Number: EB-2009-0229
Effective Date: Saturday, May 01, 2010

2006 Regulatory Asset Recove

Rate Class

Residential
GS < 50 KW
GS > 50 Non TOU
GS > 50 TOU
Intermediate
Large Users
Small Scattered Load
Sentinel Lighting
Street Lighting
Total

ery Proportionate Share

Total Claim	% Total Claim
490,119	64.6%
145,385	19.2%
117,712	15.5%
	0.0%
	0.0%
	0.0%
	0.0%
	0.0%
5,205	0.7%
758,422	100.0%

2. Rate Riders Calculation


Row 29



Name of LDC: Hydro 2000 Inc.
File Number: EB-2009-0229
Effective Date: Saturday, May 01, 2010

Rate Class and 2008 Billing Determinants

Rate Group	Rate Class	Fixed Metric	Vol Metric	2008			Billed kWh for Non-RPP customers D	1590 Recovery Share Proportion E
				Billed Customers or Connections				
				A	B	C		
RES	Residential	Customer	kWh	1,019	15,306,507		583,698	64.6%
GSLT50	General Service Less Than 50 kW	Customer	kWh	146	5,044,722		29,837	19.1%
GSGT50	General Service 50 to 4,999 kW	Customer	kW	12	5,074,157	12,030	1,883,745	15.5%
USL	Unmetered Scattered Load	Connection	kWh	6	19,706		0	0.1%
SL	Street Lighting	Connection	kW	368	360,741	940	0	0.7%
NA	Rate Class 6	NA	NA					
NA	Rate Class 7	NA	NA					
NA	Rate Class 8	NA	NA					
NA	Rate Class 9	NA	NA					
NA	Rate Class 10	NA	NA					
NA	Rate Class 11	NA	NA					
NA	Rate Class 12	NA	NA					
NA	Rate Class 13	NA	NA					
NA	Rate Class 14	NA	NA					
NA	Rate Class 15	NA	NA					
NA	Rate Class 16	NA	NA					
NA	Rate Class 17	NA	NA					
NA	Rate Class 18	NA	NA					
NA	Rate Class 19	NA	NA					
NA	Rate Class 20	NA	NA					
NA	Rate Class 21	NA	NA					
NA	Rate Class 22	NA	NA					
NA	Rate Class 23	NA	NA					
NA	Rate Class 24	NA	NA					
NA	Rate Class 25	NA	NA					
								100.0%



Name of LDC: Hydro 2000 Inc.
File Number: EB-2009-0229
Effective Date: Saturday, May 01, 2010

Regulatory Assets - Continuity Sched

Account Description	Account Number
LV Variance Account	1550
RSVA - Wholesale Market Service Charge	1580
RSVA - Retail Transmission Network Charge	1584
RSVA - Retail Transmission Connection Charge	1586
RSVA - Power (Excluding Global Adjustment)	1588
RSVA - Power (Global Adjustment Sub-account)	
Recovery of Regulatory Asset Balances	1590
Disposition and recovery of Regulatory Balances Account	1595
	Sub-Total

RSVA - One-time Wholesale Market Service	1582
Other Regulatory Assets	1508
Retail Cost Variance Account - Retail	1518
Retail Cost Variance Account - STR	1548
Misc. Deferred Debits - incl. Rebate Cheques	1525
Pre-Market Opening Energy Variances Total	1571
Extra-Ordinary Event Losses	1572
Deferred Rate Impact Amounts	1574
Other Deferred Credits	2425
Qualifying Transition Costs	1570
Transition Cost Adjustment	1570

Total

July 2006

Opening Principal Amounts as of Jan- 1-05 1	Low Voltage and Recoveries per 2006 Reg Asset	Transition Cost Adjustment	Transfer of Board- approved amounts to 1590 as per 2006 EDR
3,096	37,097		(40,193)
(24,184)	(13,811)		37,995
(15,576)	370,404		(354,828)
15,516			(15,516)
	(307,647)		669,788
(21,147)	86,043		297,245

0	3,926		(3,926)
719	10,775		(11,494)
0	0		0
0	0		0
12,499	5,701		(18,200)
147,575	0		(147,575)
0	0		0
0	0		0
0	0		0
115,995	55		(116,050)
		0	0
255,641	106,500	0	(0)

Closing Principal Balance as of May-1- 06	Opening Interest Amounts as of Jan- 1-05 4	Interest per 2006 Reg Asset	Recoveries per 2006 Reg Asset
0	725	3,165	
0	(981)	(2,800)	
0	(544)	11,574	
0	(965)	1,444	
0			
362,141			0
0			
362,141	(1,765)	13,383	0


0	0	209	
0	52	1,278	
0	0	0	
0	0	0	
0	1,823	447	
0	21,398	14,096	
0	0	0	
0	0	0	
0	0	0	
0	25,544	12,168	
0			
362,141	47,052	41,581	0

**Transfer of Board-
approved amounts
to 1590 as per 2006
EDR**

**Closing Interest
Amounts as of May-
1-06**

	0
(3,889)	0
3,780	0
(11,030)	0
(479)	0
	0
88,634	88,634
	0
77,016	88,634

(209)	0
(1,330)	0
0	0
0	0
(2,271)	0
(35,494)	0
0	0
0	0
0	0
(37,712)	0
	0
0	88,634



Name of LDC: Hydro 2000 Inc.
File Number: EB-2009-0229
Effective Date: Saturday, May 01, 2010

Regulatory Assets - Continuity Sched

	Account Number
Account Description	
LV Variance Account	1550
RSVA - Wholesale Market Service Charge	1580
RSVA - Retail Transmission Network Charge	1584
RSVA - Retail Transmission Connection Charge	1586
RSVA - Power (Excluding Global Adjustment)	1588
RSVA - Power (Global Adjustment Sub-account)	
Recovery of Regulatory Asset Balances	1590
Disposition and recovery of Regulatory Balances Account	1595
	Total

- ¹ For RSVA accounts only, report the net additions to the account during the year.
- ² Provide supporting statement indicating whether due to denial of costs in 2006 EI
- ³ Provide supporting statement indicating nature of this adjustments and periods th
- ⁴ Opening balances assumed to be zero as a result of clearance of Decemeber 200

July 2005

Opening Principal Amounts as of Jan-1-05 ⁴	Transactions (additions) during 2005, excluding interest and adjustments ¹	Transactions (reductions) during 2005, excluding interest and adjustments ¹	Adjustments during 2005 - instructed by Board ²
	0	0	0
	3,423	0	
	(11,135)	0	
	(7,808)	0	
	69,116	0	
	(43,555)	0	
		0	
0	10,041	0	0


For all other accounts, record the additions and reductions separately.

DR by the Board

They relate to

104 balances cleared in 2006 Regulatory Asset process

Adjustments during 2005 - other ³	Closing Principal Balance as of Dec-31-05	Opening Interest Amounts as of Jan-1-05 ⁴	Interest Recovery Transactions during 2005
0	0		
	3,423		
	(11,135)		
	(7,808)		
	69,116		
	(43,555)		
	0		
	0		
0	10,041	0	0



Name of LDC: Hydro 2000 Inc.
File Number: EB-2009-0229
Effective Date: Saturday, May 01, 2010

Regulatory Assets - Continuity Sched

	Account Number
Account Description	
LV Variance Account	1550
RSVA - Wholesale Market Service Charge	1580
RSVA - Retail Transmission Network Charge	1584
RSVA - Retail Transmission Connection Charge	1586
RSVA - Power (Excluding Global Adjustment)	1588
RSVA - Power (Global Adjustment Sub-account)	
Recovery of Regulatory Asset Balances	1590
Disposition and recovery of Regulatory Balances Account	1595
	Total

- ¹ For RSVA accounts only, report the net additions to the account during the year.
- ² Provide supporting evidence i.e. Board Decision, CRO Order, etc.
- ³ Provide supporting statement indicating nature of this adjustments and periods th

July 2006


Opening Principal Amounts as of Jan-1-06	Transactions (additions) during 2006, excluding interest and adjustments ¹	Transactions (reductions) during 2006, excluding interest and adjustments ¹	Adjustments during 2006 - instructed by Board ²
0	20,722		
3,423	2,557		
(11,135)	(13,277)		
(7,808)	(14,760)		
69,116	(63,154)		
(43,555)	94,220		
0	(57,723)		
0			
10,041	(31,415)	0	0

For all other accounts, record the additions and reductions separately.

They relate to

Adjustments during 2006 - other ³	Transfer of Board-approved amounts to 1590 as per 2006 EDR	Closing Principal Balance as of Dec-31-06	Opening Interest Amounts as of Jan-1-06
		20,722	0
		5,980	0
		(24,412)	0
		(22,568)	0
		5,962	0
		50,665	0
	362,141	304,418	0
		0	0
0	362,141	340,768	0

Interest Recovery Transactions during 2006	Interest Jan-1 to Dec31-06	Transfer of Board-approved amounts to 1590 as per 2006 EDR	Closing Interest Amounts as of Dec-31-06
	290		290
	2,379		2,379
	(1,536)		(1,536)
	4,323		4,323
	1,797		1,797
	2,022		2,022
0	2,332	88,634	90,966
			0
0	11,607	88,634	100,241



Name of LDC: Hydro 2000 Inc.
File Number: EB-2009-0229
Effective Date: Saturday, May 01, 2010

Regulatory Assets - Continuity Sched

	Account Number
Account Description	
LV Variance Account	1550
RSVA - Wholesale Market Service Charge	1580
RSVA - Retail Transmission Network Charge	1584
RSVA - Retail Transmission Connection Charge	1586
RSVA - Power (Excluding Global Adjustment)	1588
RSVA - Power (Global Adjustment Sub-account)	
Recovery of Regulatory Asset Balances	1590
Disposition and recovery of Regulatory Balances Account	1595
	Total

- ¹ For RSVA accounts only, report the net additions to the account during the year.
- ² Provide supporting evidence i.e. Board Decision, CRO Order, etc.
- ³ Provide supporting statement indicating nature of this adjustments and periods th

July 2007

Opening Principal Amounts as of Jan- 1-07	Transactions (additions) during 2007, excluding interest and adjustments ¹	Transactions (reductions) during 2007, excluding interest and adjustments ¹	Adjustments during 2007 - instructed by Board ²
20,722	45,625	0	
5,980	3,227		
(24,412)	(11,115)		
(22,568)	(14,768)		
5,962	(79,616)		
50,665	55,346		
304,418	39,327	(211,144)	
0			
340,768	38,025	(211,144)	0

For all other accounts, record the additions and reductions separately.

They relate to

Adjustments during 2007 - other ³	Closing Principal Balance as of Dec- 31-07	Opening Interest Amounts as of Jan- 1-07	Interest Recovery Transactions during 2007
	66,347	290	
	9,207	2,379	
	(35,527)	(1,536)	
	(37,336)	4,323	
	(73,654)	1,797	
	106,011	2,022	
	132,602	90,966	0
	0	0	
0	167,649	100,241	0

**Interest Jan-1 to
Dec31-07**

**Closing Interest
Amounts as of Dec-
31-07**

2,067	2,357
86	2,465
(1,547)	(3,083)
(1,298)	3,026
(3,894)	(2,097)
3,566	5,588
6,513	97,479
	0
5,494	105,735



Name of LDC: Hydro 2000 Inc.
 File Number: EB-2009-0229
 Effective Date: Saturday, May 01, 2010

Regulatory Assets - Continuity Schedule 2008

Account Description	Account Number	Opening Principal Amounts as of Jan-1-08	Transactions (additions) during 2008, excluding interest and adjustments ¹	Transactions (reductions) during 2008, excluding interest and adjustments ¹	Adjustments during 2008 - instructed by Board ²	Adjustments during 2008 - other ³	Transfer of Board-approved 2006 amounts to 1595 (2008 COS) ⁴	Closing Principal Balance as of Dec-31-08	Opening Interest Amounts as of Jan-1-08	Interest Recovery Transactions during 2008	Interest Jan-1 to Dec31-08	Transfer of Board-approved 2006 interest amounts to 1595 (2008 COS)	Closing Interest Amounts as of Dec-31-08
LV Variance Account	1550	66,347	69,532				(62,086)	73,793	2,357		1,434	(3,020)	771
RSVA - Wholesale Market Service Charge	1580	9,207	895				0	10,102	2,465		134	0	2,599
RSVA - Retail Transmission Network Charge	1584	(35,527)	(16,398)				25,949	(25,976)	(3,083)		(1,057)	1,494	(2,646)
RSVA - Retail Transmission Connection Charge	1586	(37,336)	(14,368)				18,245	(33,460)	3,026		(1,497)	1,381	2,910
RSVA - Power (Excluding Global Adjustment)	1588	(73,654)	34,876				(5,943)	(44,720)	(2,097)		(4,893)	(3,120)	(10,109)
RSVA - Power (Global Adjustment Sub-account)		106,011	(1,693)				(50,665)	53,653	5,588		3,777	(4,165)	5,200
Recovery of Regulatory Asset Balances	1590	132,602		(173,653)			85,105	44,053	97,479	0	2,355	0	99,834
Disposition and recovery of Regulatory Balances Account	1595	0						0	0				0
Total		167,649	72,844	(173,653)	0	0	10,605	77,444	105,735	0	253	(7,429)	98,559

¹ For RSVA accounts only, report the net additions to the account during the year. For all other accounts, record the additions and reductions separately.

² Provide supporting evidence i.e. Board Decision, CRO Order, etc.

³ Provide supporting statement indicating nature of this adjustments and periods they relate to

⁴ This records the values of amounts removed from Group One accounts in previous proceedings; but does not enter offsets for disposition of 1590, as recovery has not been completed.




Name of LDC: Hydro 2000 Inc.
 File Number: EB-2009-0229
 Effective Date: Saturday, May 01, 2010

Regulatory Assets - Continuity Schedule Final

Account Description	Account Number	Opening Principal Amounts as of Jan-1-09 A	Transfer of Board-approved 2007 amounts to 1595 (2009 COS) B	Principal Amounts After Transfer to 1595 C = A + B	Opening Interest Amounts as of Jan-1-09 D	Interest on Board-approved 2007 amounts Prior to transfer Jan-1, 2009 to Date of Transfer E	Transfer of Board-approved 2007 interest amounts to 1595 (2009 COS) F	Projected Interest on Dec 31 -08 balance from Jan 1, 2009 to Dec 31, 2009 ¹ G	Projected Interest on Dec 31 -08 balance from Jan 1, 2010 to April 30, 2010 ¹ H	Total Claim I = C + D + E + F + G + H
LV Variance Account	1550	73,793		73,793	771			834	133	75,532
RSVA - Wholesale Market Service Charge	1580	10,102		10,102	2,599			114	18	12,833
RSVA - Retail Transmission Network Charge	1584	(25,976)		(25,976)	(2,646)			(294)	(47)	(28,963)
RSVA - Retail Transmission Connection Charge	1586	(33,460)		(33,460)	2,910			(378)	(61)	(30,988)
RSVA - Power (Excluding Global Adjustment)	1588	(44,720)		(44,720)	(10,109)			(506)	(81)	(55,416)
RSVA - Power (Global Adjustment Sub-account)		53,653		53,653	5,200			607	97	59,556
Recovery of Regulatory Asset Balances	1590	44,053		44,053	99,834			498	80	144,465
Disposition and recovery of Regulatory Balances Account	1595	0		0	0			0	0	0
Total		77,444	0	77,444	98,559	0	0	876	140	177,019

¹ Interest projected on December 31, 2008 closing principal balance.

Month	Prescribed Rate	Monthly Interest	Month	Prescribed Rate	Monthly Interest
Saturday, January 31, 2009	2.45	0.2081	Sunday, January 31, 2010	0.55	0.0467
Saturday, February 28, 2009	2.45	0.1879	Sunday, February 28, 2010	0.55	0.0422
Tuesday, March 31, 2009	2.45	0.2081	Wednesday, March 31, 2010	0.55	0.0467
Thursday, April 30, 2009	1.00	0.0822	Friday, April 30, 2010	0.55	0.0452
Sunday, May 31, 2009	1.00	0.0849	Effective Rate		<u>0.1808</u>
Tuesday, June 30, 2009	1.00	0.0822			
Friday, July 31, 2009	0.55	0.0467			
Monday, August 31, 2009	0.55	0.0467			
Wednesday, September 30, 2009	0.55	0.0452			
Saturday, October 31, 2009	0.55	0.0467			
Monday, November 30, 2009	0.55	0.0452			
Thursday, December 31, 2009	0.55	0.0467			
Effective Rate		<u>1.1307</u>			



Name of LDC: Hydro 2000 Inc.
File Number: EB-2009-0229
Effective Date: Saturday, May 01, 2010

Threshold Test

Rate Class	Billed kWh B
Residential	15,306,507
General Service Less Than 50 kW	5,044,722
General Service 50 to 4,999 kW	5,074,157
Unmetered Scattered Load	19,706
Street Lighting	360,741
	<hr/>
	25,805,833
Total Claim	177,019
Total Claim per kWh	0.006860




Name of LDC: Hydro 2000 Inc.
File Number: EB-2009-0229
Effective Date: Saturday, May 01, 2010

Cost Allocation - kWh

Rate Class	Billed kWh	% kWh						Total
			1550	1580	1584	1586	1588 ¹	
Residential	15,306,507	59.3%	44,801	7,612	(17,179)	(18,380)	(32,870)	(16,016)
General Service Less Than 50 kW	5,044,722	19.5%	14,766	2,509	(5,662)	(6,058)	(10,833)	(5,279)
General Service 50 to 4,999 kW	5,074,157	19.7%	14,852	2,523	(5,695)	(6,093)	(10,896)	(5,309)
Unmetered Scattered Load	19,706	0.1%	58	10	(22)	(24)	(42)	(21)
Street Lighting	360,741	1.4%	1,056	179	(405)	(433)	(775)	(377)
	<u>25,805,833</u>	<u>100.0%</u>	<u>75,532</u>	<u>12,833</u>	<u>(28,963)</u>	<u>(30,988)</u>	<u>(55,416)</u>	<u>(27,003)</u>

¹ RSVA - Power (Excluding Global Adjustment)




Name of LDC: Hydro 2000 Inc.
File Number: EB-2009-0229
Effective Date: Saturday, May 01, 2010

Cost Allocation - Non-RPP kWh

Rate Class	Non-RPP kWh	% kWh	1588 ¹
Residential	583,698	23.4%	13,920
General Service Less Than 50 kW	29,837	1.2%	712
General Service 50 to 4,999 kW	1,883,745	75.4%	44,925
Unmetered Scattered Load	0	0.0%	0
Street Lighting	0	0.0%	0
	2,497,280	100.0%	59,556

¹ RSVA - Power (Global Adjustment Sub-account)




Name of LDC: Hydro 2000 Inc.
File Number: EB-2009-0229
Effective Date: Saturday, May 01, 2010

Cost Allocation - 1590

Rate Class	1590 Recovery Share Proportion	1590
Residential	64.6%	93,324
General Service Less Than 50 kW	19.1%	27,636
General Service 50 to 4,999 kW	15.5%	22,392
Unmetered Scattered Load	0.1%	101
Street Lighting	0.7%	1,011
	100.0%	144,465

-



Name of LDC: Hydro 2000 Inc.
File Number: EB-2009-0229
Effective Date: Saturday, May 01, 2010

Cost Allocation - 1595

Rate Class	1595 Recovery Share Proportion	1595
Residential	0.0%	0
General Service Less Than 50 kW	0.0%	0
General Service 50 to 4,999 kW	0.0%	0
Unmetered Scattered Load	0.0%	0
Street Lighting	0.0%	0
	0.0%	0



Name of LDC: Hydro 2000 Inc.
 File Number: EB-2009-0229
 Effective Date: Saturday, May 01, 2010

Calculation of Regulatory Asset Recovery Rate Rider

Rate Rider Recovery Period - Years **One**

Rate Rider Effective To Date
Saturday, April 30, 2011

Rate Class	Vol Metric	Billed kWh A	Billed kW B	kWh C	Non-RPP D	1590 E	1595 F	Total G = C + D + E + F	Rate Rider kWh H = G / A (kWh) or H = G / B (kW)
Residential	kWh	15,306,507	0	(16,016)	13,920	93,324	0	91,228	0.00596
General Service Less Than 50 kW	kWh	5,044,722	0	(5,279)	712	27,636	0	23,069	0.00457
General Service 50 to 4,999 kW	kW	5,074,157	12,030	(5,309)	44,925	22,392	0	62,007	5.15437
Unmetered Scattered Load	kWh	19,706	0	(21)	0	101	0	81	0.00409
Street Lighting	kW	360,741	940	(377)	0	1,011	0	634	0.67424
		<u>25,805,833</u>	<u>12,970</u>	<u>(27,003)</u>	<u>59,556</u>	<u>144,465</u>	<u>0</u>	<u>177,019</u>	

Enter the above value onto Sheet
 "J2.1 DeferralAccount Rate Rider"
 of the 2010 OEB IRM2 Rate Generator
 "J2.5 DeferralAccount Rate Rider2"
 of the 2010 OEB IRM3 Rate Generator



Name of LDC: Hydro 2000 Inc.
File Number: EB-2009-0229
Effective Date: Saturday, May 01, 2010

Request for Clearance of Deferral and Variance Accounts

Account Description	Account Number	Principal Amounts	Interest Amounts	Total Claim
		A	B	C = A + B
LV Variance Account	1550	(73,793)	(1,739)	(75,532)
RSVA - Wholesale Market Service Charge	1580	(10,102)	(2,732)	(12,833)
RSVA - Retail Transmission Network Charge	1584	25,976	2,987	28,963
RSVA - Retail Transmission Connection Charge	1586	33,460	(2,471)	30,988
RSVA - Power (Excluding Global Adjustment)	1588	44,720	10,696	55,416
RSVA - Power (Global Adjustment Sub-account)	1588	(53,653)	(5,904)	(59,556)
Recovery of Regulatory Asset Balances	1590	(44,053)	(100,412)	(144,465)
Disposition and recovery of Regulatory Balances Account	1595	77,444	99,574	177,019
Total		0	0	0