



Name of LDC: Rideau St. Lawrence Distribution Inc.
File Number: ED-2003-0003
Effective Date: Saturday, May 01, 2010

LDC Information

Applicant Name	Rideau St. Lawrence Distribution Inc.
OEB Application Number	EB-2009-0248
LDC Licence Number	ED-2003-0003
Applied for Effective Date	May 1, 2010
Stretch Factor Group	II
Stretch Factor Value	0.4%
Re-based Year	2008
Most Recent Year Reported	2008



Name of LDC: Rideau St. Lawrence Distribution Inc.
File Number: ED-2003-0003
Effective Date: Saturday, May 01, 2010

Table of Contents

Sheet Name	Purpose of Sheet
A1.1 LDC Information	Enter LDC Data
A2.1 Table of Contents	Table of Contents
A3.1 WS Completion Guide	Worksheet Completion Guide
B1.1 Re-Based Bill Det & Rates	Set Up Rate Classes and enter Re-Based Billing Determinants and Tariff Rates
B1.2 Removal of Rate Adders	Removal of Rate Adders
B1.3 Re-Based Rev From Rates	Calculated Re-Based Revenue From Rates
B1.4 Re-Based Rev Req	Detailed Re-Based Revenue From Rates
B2.1 2009 Base Dist Rates	2009 Base Distribution Rates
B2.2 CA Information	Enter Cost Allocation Information
B2.3 New Starting Point	Calculate New Starting Point for 2008 Re-Based Decisions
C1.1 Decision Cost Revenue Adj	Decision - Cost Revenue Adjustments by Rate Class
C1.2 Revenue Offsets Allocation	Revenue Offsets Allocation
C1.3 Transformer Allowance	Transformer Allowance
C1.4 R C Ratio Revenue	Revenue / Cost Ratio Revenue
C1.5 Proposed R C Ratio Adj	Proposed Revenue / Cost Ratio Adjustment
C1.6 Proposed Revenue	Proposed Revenue from Revenue / Cost Ratio Adjustment
C1.7 Proposed Curr Rev Alloc	Proposed Current Revenue Allocation
C1.8 Proposed F V Rev Alloc	Proposed Fixed Variable Revenue Allocation
C1.9 Proposed F V Rates	Proposed Fixed and Variable Rates
C1.10 Adjust To Proposed Rates	Adjustment required to Proposed Rates
D1.1 Ld Act-Mst Rcent Yr	Enter Billing Determinants for most recent actual year (i.e. 2007)
E1.1 CapitalStructureTransition	Shows the determination of change required for capital transition
E1.2 K-Factor Adjustment	Calculates the K-Factor to be used in determination of rates
F1.1 Z-Factor Tax Changes	Sharing formula for Tax changes - this is very preliminary
F1.3 Calc Tax Chg RRider Var	Option B - Calculation of Tax Sharing Rate Rider - Volumetric Allocation
G1.1 Threshold Parameters	Shows calculation of Price Cap and Growth used for incremental capital threshold calculation
G2.1 Threshold Test	Input sheet to calculate Threshold and Incremental Capital
G3.1 Summary of I C Projects	Summary of Incremental Capital Projects
G4.1 IncrementalCapitalAdjust	Shows Calculation of Incremental Capital Revenue Requirement
G4.2 Incr Cap RRider Opt A FV	Option A - Calculation of Incremental Capital Rate Rider - Fixed & Variable Split
G4.3 Incr Cap RRider Opt B Var	Option B - Calculation of Incremental Capital Rate Rider - Variable Allocation



Name of LDC: Rideau St. Lawrence Distribution Inc.
File Number: ED-2003-0003
Effective Date: Saturday, May 01, 2010

Worksheet Completion Guide

1 Price Cap Index	G1.1 Threshold Parameters
2 Z Factor Tax Changes	F1.1 Z-Factor Tax Changes F1.3 Calc Tax Chg RRider Var
3 K-Factor Adjustment	B1.4 Re-Based Rev Req E1.1 CapitalStructureTransition E1.2 K-Factor Adjustment
4 2008 Revenue Cost Ratio Adjustment	B2.1 2009 Base Dist Rates B2.2 CA Information B2.3 New Starting Point
5 2009 Revenue Cost Ratio Adjustment	B1.1 Re-Based Bill Det & Rates B1.2 Removal of Rate Adders B1.3 Re-Based Rev From Rates B1.4 Re-Based Rev Req C1.1 Decision Cost Revenue Ad C1.2 Revenue Offsets Allocation C1.3 Transformer Allowance C1.4 R C Ratio Revenue C1.5 Proposed R C Ratio Adj C1.6 Proposed Revenue C1.7 Proposed Curr Rev Alloc C1.8 Proposed F V Rev Alloc C1.9 Proposed F V Rates C1.10 Adjust To Proposed Rates
6 Incremental Capital Module	B1.1 Re-Based Bill Det & Rates B1.2 Removal of Rate Adders B1.3 Re-Based Rev From Rates B1.4 Re-Based Rev Req D1.1 Ld Act-Mst Rcent Yr G1.1 Threshold Parameters G2.1 Threshold Test G3.1 Summary of I C Projects G4.1 IncrementalCapitalAdjust G4.2 Incr Cap RRider Opt A FV G4.3 Incr Cap RRider Opt B Var



Name of LDC: Rideau St. Lawrence Distribution Inc.
 File Number: ED-2003-0003
 Effective Date: Saturday, May 01, 2010

Rate Class and Re-Based Billing Determinants & Rates

Rate Group	Rate Class	Fixed Metric	Vol Metric	Re-based Billed Customers	Re-based Billed kWh	Re-based Billed kW	Re-based Tariff	Re-based Tariff Distribution	Re-based Tariff Distribution
				or Connections			Service Charge	Volumetric Rate kWh	Volumetric Rate kW
				A	B	C	D	E	F
RES	Residential	Customer	kWh	4,972	45,379,623		10.55	0.0133	
GSLT50	General Service Less Than 50 kW	Customer	kWh	778	24,085,319		24.38	0.0088	
GSGT50	General Service 50 to 4,999 kW	Customer	kW	64	47,522,972	132,103	282.14		1.8564
USL	Unmetered Scattered Load	Connection	kWh	48	304,493		7.34	0.0351	
Sen	Sentinel Lighting	Connection	kW	34	100,826	279	1.23		9.4558
SL	Street Lighting	Connection	kW	1,653	1,366,231	3,875	1.82		7.4359
NA	Rate Class 7	NA	NA						
NA	Rate Class 8	NA	NA						
NA	Rate Class 9	NA	NA						
NA	Rate Class 10	NA	NA						
NA	Rate Class 11	NA	NA						
NA	Rate Class 12	NA	NA						
NA	Rate Class 13	NA	NA						
NA	Rate Class 14	NA	NA						
NA	Rate Class 15	NA	NA						
NA	Rate Class 16	NA	NA						
NA	Rate Class 17	NA	NA						
NA	Rate Class 18	NA	NA						
NA	Rate Class 19	NA	NA						
NA	Rate Class 20	NA	NA						
NA	Rate Class 21	NA	NA						
NA	Rate Class 22	NA	NA						
NA	Rate Class 23	NA	NA						
NA	Rate Class 24	NA	NA						
NA	Rate Class 25	NA	NA						



Name of LDC: Rideau St. Lawrence Distribution Inc.
File Number: ED-2003-0003
Effective Date: Saturday, May 01, 2010

Removal of Rate Adders

Rate Class	Re-based Tariff Service Charge A	Re-based Tariff Distribution Volumetric Rate kWh B	Re-based Tariff Distribution Volumetric Rate kW C	Service Charge Rate Adders D	Distribution Volumetric kWh Rate Adders E	Distribution Volumetric kW Rate Adders F
Residential	10.55	0.0133	0.0000	0.26	0.0016	0.0000
General Service Less Than 50 kW	24.38	0.0088	0.0000	0.26	0.0015	0.0000
General Service 50 to 4,999 kW	282.14	0.0000	1.8564	0.26	0.0000	0.6039
Unmetered Scattered Load	7.34	0.0351	0.0000	0.00	0.0015	0.0000
Sentinel Lighting	1.23	0.0000	9.4558	0.00	0.0000	0.4665
Street Lighting	1.82	0.0000	7.4359	0.00	0.0000	0.4608



Name of LDC: Rideau St. Lawrence Distribution Inc.
 File Number: ED-2003-0003
 Effective Date: Saturday, May 01, 2010

Calculated Re-Based Revenue From Rates

Rate Class	Re-based Billed			Re-based Base Service Charge	Re-based Base Distribution	Re-based Base Distribution	Distribution Volumetric	Distribution Volumetric	Revenue Requirement	
	Customers or Connections	Re-based Billed kWh	Re-based Billed kW		Volumetric Rate kWh	Volumetric Rate kW	Rate kWh	Rate kW	from Rates	
	A	B	C	D	E	F	G = A * D * 12	H = B * E	I = C * F	J = G + H + I
Residential	4,972	45,379,623	0	10.29	0.0117	0.0000	613,943	530,942	0	1,144,884
General Service Less Than 50 kW	778	24,085,319	0	24.12	0.0073	0.0000	225,184	175,823	0	401,007
General Service 50 to 4,999 kW	64	47,522,972	132,103	281.88	0.0000	1.2525	216,484	0	165,459	381,943
Unmetered Scattered Load	48	304,493	0	7.34	0.0336	0.0000	4,228	10,231	0	14,459
Sentinel Lighting	34	100,826	279	1.23	0.0000	8.9893	502	0	2,508	3,010
Street Lighting	1,653	1,366,231	3,875	1.82	0.0000	6.9751	36,102	0	27,029	63,130
							1,096,442	716,995	194,996	2,008,433



Name of LDC: Rideau St. Lawrence Distribution Inc.
 File Number: ED-2003-0003
 Effective Date: Saturday, May 01, 2010

Detailed Re-Based Revenue From Rates

Applicants Rate Base			Last Rate Re-based Amount		
Average Net Fixed Assets					
Gross Fixed Assets - Re-based Opening	\$	4,635,472	A		
Add: CWIP Re-based Opening			B		
Re-based Capital Additions	\$	602,400	C		
Re-based Capital Disposals			D		
Re-based Capital Retirements			E		
Deduct: CWIP Re-based Closing			F		
Gross Fixed Assets - Re-based Closing	\$	5,237,872	G		
Average Gross Fixed Assets				\$	4,936,672 H = (A + G) / 2
Accumulated Depreciation - Re-based Opening	\$	1,138,692	I		
Re-based Depreciation Expense	\$	239,155	J		
Re-based Disposals			K		
Re-based Retirements			L		
Accumulated Depreciation - Re-based Closing	\$	1,377,847	M		
Average Accumulated Depreciation				\$	1,258,270 N = (I + M) / 2
Average Net Fixed Assets					
				\$	3,678,403 O = H - N
Working Capital Allowance					
Working Capital Allowance Base	\$	10,640,680	P		
Working Capital Allowance Rate		15.0%	Q		
Working Capital Allowance				\$	1,596,102 R = P * Q
Rate Base					
				\$	5,274,505 S = O + R
Return on Rate Base					
Deemed ShortTerm Debt %		4.00%	T	\$	210,980 W = S * T
Deemed Long Term Debt %		49.30%	U	\$	2,600,331 X = S * U
Deemed Equity %		46.70%	V	\$	2,463,194 Y = S * V
Short Term Interest		4.47%	Z	\$	9,431 AC = W * Z
Long Term Interest		4.99%	AA	\$	129,757 AD = X * AA
Return on Equity		8.57%	AB	\$	211,096 AE = Y * AB
Return on Rate Base				\$	350,283 AF = AC + AD + AE
Distribution Expenses					
OM&A Expenses	\$	1,609,052	AG		
Amortization	\$	239,155	AH		
Ontario Capital Tax (F1.1 Z-Factor Tax Changes)			AI		
Grossed Up PILS (F1.1 Z-Factor Tax Changes)	\$	25,124	AJ		
Low Voltage	\$	-	AK		
Transformer Allowance	\$	37,012	AL		
Use 2008 Rebasing, remove LV = rev reqmt from rate application of 192,735			AM		
			AN		
			AO		
				\$	1,910,343 AP = SUM (AG : AO)
Revenue Offsets					
Specific Service Charges	-\$	137,870	AQ		
Late Payment Charges	-\$	52,700	AR		
Other Distribution Income	-\$	30,280	AS		
Other Income and Deductions	-\$	31,000	AT	-\$	251,850 AU = SUM (AQ : AT)
Revenue Requirement from Distribution Rates					
				\$	2,008,776 AV = AF + AP + AU
Rate Classes Revenue					
Rate Classes Revenue - Total (B1.1 Re-based Revenue - Gen)				\$	2,008,433 AW




Name of LDC: Rideau St. Lawrence Distribution Inc.
File Number: ED-2003-0003
Effective Date: Saturday, May 01, 2010

2009 Base Distribution Rates

Rate Class	Fixed Metric	Vol Metric	Current Base Service Charge	Current Base Distribution Volumetric Rate kWh	Current Base Distribution Volumetric Rate kW	Re-based Billed Customers or Connections	Re-based Billed kWh	Re-based Billed kW	Current Base Service Charge Revenue	Current Base Distribution Volumetric Rate kWh Revenue	Current Base Distribution Volumetric Rate kW Revenue	Total Current Base Revenue
Residential	Customer	kWh	10.27	0.0117		4,972	45,379,623	0	612,749	530,942	0	1,143,691
General Service Less Than 50 kW	Customer	kWh	24.33	0.0074		778	24,085,319	0	227,145	178,231	0	405,376
General Service 50 to 4,999 kW	Customer	kW	281.26		1.2468	64	47,522,972	132,103	216,008	0	164,706	380,714
Unmetered Scattered Load	Connection	kWh	7.41	0.0339		48	304,493	0	4,268	10,322	0	14,590
Sentinel Lighting	Connection	kW	1.24		9.0676	34	100,826	279	506	0	2,530	3,036
Street Lighting	Connection	kW	2.29		8.7354	1,653	1,366,231	3,875	45,424	0	33,850	79,274
									1106100	719495	201086	2026681

Enter the valuesFrom Sheet
 "C7.1 Base Dist Rates Gen"
 of the 2010 OEB IRM3 Rate Generator.



Name of LDC: Rideau St. Lawrence Distribution Inc.
File Number: ED-2003-0003
Effective Date: Saturday, May 01, 2010

Cost Allocation Information

Rate Class	2006 EDR	2006 Cost Allocation Informational Filing				Allocation of TOA	Total Revenue	Revenue Requirement	Revenue to Cost Ratio
	TOA Sheet 6-3	Total Revenue	Revenue Requirement	To Cost Ratio	TOA Allocators				
	A	B	C	D = B / C	LTNCP4 E				
Residential		1,009,338	959,059	105.24%	48.86%	21,220	1,009,338	937,839	107.62%
General Service Less Than 50 kW		245,954	377,864	65.09%	25.32%	10,995	245,954	366,869	67.04%
General Service 50 to 4,999 kW	43,429	411,128	277,290	148.27%	25.79%	11,199	367,699	266,091	138.19%
Unmetered Scattered Load		17,696	11,622	152.26%	0.04%	17	17,696	11,605	152.49%
Sentinel Lighting		1,599	3,258	49.08%		0	1,599	3,258	49.08%
Street Lighting		40,351	96,974	41.61%		0	40,351	96,974	41.61%
Total		1,726,066	1,726,067	100.00%	100.00%		1,682,637	1,682,636	100.00%
Transformer Ownership Allowance	<u>43,429</u> F					<u>43,431</u>			



Name of LDC: Rideau St. Lawrence Distribution Inc.
File Number: ED-2003-0003
Effective Date: Saturday, May 01, 2010

Calculate New Starting Point for 2008 Re-Based Decisions


Rate Class	2008 Decision	2008	2009	2010	2011	2012	New Starting Point	2008	2009	2010	2011	2012
	A	B	C	D	E	F	G	H = B * (G / A) I = C * (G / A) J = D * (G / A) K = E * (G / A) L = F * (G / A)				
Residential	105.24%	102.53%	101.30%	101.30%			107.62%	104.85%	103.59%	103.59%	0.00%	0.00%
General Service Less Than 50 kW	65.09%	91.36%	91.10%	91.10%			67.04%	94.10%	93.83%	93.83%	0.00%	0.00%
General Service 50 to 4,999 kW	148.27%	118.35%	118.10%	118.10%			138.19%	110.30%	110.07%	110.07%	0.00%	0.00%
Unmetered Scattered Load	152.26%	106.93%	106.70%	106.70%			152.49%	107.09%	106.86%	106.86%	0.00%	0.00%
Sentinel Lighting	49.08%	79.47%	79.30%	79.30%			49.08%	79.47%	79.30%	79.30%	0.00%	0.00%
Street Lighting	41.61%	56.00%	69.90%	69.90%			41.61%	56.00%	69.90%	69.90%	0.00%	0.00%



Name of LDC: Rideau St. Lawrence Distribution Inc.
File Number: ED-2003-0003
Effective Date: Saturday, May 01, 2010

Decision - Cost Revenue Adjustments by Rate Class

Rate Class	Group	Pre -Rebased	Rebased	Transition	Transition	Transition	Transition
		Year 2007	Year 2008	Year 2 2009	Year 3 2010	Year 4 2011	Year 5 2012
Residential	Rebalance	107.62%	104.85%	103.59%	tbd	tbd	tbd
General Service Less Than 50 kW	No Change	67.04%	94.10%	93.83%	93.83%	0.00%	0.00%
General Service 50 to 4,999 kW	No Change	138.19%	110.30%	110.07%	110.07%	0.00%	0.00%
Unmetered Scattered Load	No Change	152.49%	107.09%	106.86%	106.86%	0.00%	0.00%
Sentinel Lighting	No Change	49.08%	79.47%	79.30%	79.30%	0.00%	0.00%
Street Lighting	No Change	41.61%	56.00%	69.90%	69.90%	0.00%	0.00%



Name of LDC: Rideau St. Lawrence Distribution Inc.
File Number: ED-2003-0003
Effective Date: Saturday, May 01, 2010

Revenue Offsets Allocation

Rate Class	Informational Filing		Allocated Revenue
	Revenue Offsets	Percentage Split	Offsets
	A	C= A / B	E = D * C
Residential	99,452	61.18%	154,079
General Service Less Than 50 kW	38,375	23.61%	59,454
General Service 50 to 4,999 kW	21,474	13.21%	33,269
Unmetered Scattered Load	2,121	1.30%	3,286
Sentinel Lighting	86	0.05%	133
Street Lighting	1,051	0.65%	1,628
	162,559	100.00%	251,850
	B		D



Name of LDC: Rideau St. Lawrence Distribution Inc.
File Number: ED-2003-0003
Effective Date: Saturday, May 01, 2010

Transformer Allowance

Rate Class	Transformer Allowance		Transformer Allowance	Transformer Allowance	Volumetric Distribution Rate	Billed kW's	Adjusted Volumetric Distribution Rate
	In Rate	Transformer Allowance	kW's	Rate			
		A	C	E	F	G	$I = (F * (G - C) + (F - E) * C) / G$
Residential	Yes	0			0.0000	0	0.0000
General Service Less Than 50 kW	Yes	0			0.0000	0	0.0000
General Service 50 to 4,999 kW	Yes	37,012	61,687	0.6000	1.2525	132,103	0.9723
Unmetered Scattered Load	Yes	0			0.0000	0	0.0000
Sentinel Lighting	Yes	0			8.9893	279	8.9893
Street Lighting	Yes	0			6.9751	3,875	6.9751
		<u>37,012</u>	<u>61,687</u>			<u>136,257</u>	
		B	D			H	
		0					



Name of LDC: Rideau St. Lawrence Distribution Inc.
 File Number: ED-2003-0003
 Effective Date: Saturday, May 01, 2010

Revenue / Cost Ratio Revenue


Rate Class	Billed		Billed kW		Base Service Charge	Base Distribution	Base Distribution	Service Charge	Distribution	Distribution	Revenue
	Customers or Connections	Billed kWh				Volumetric Rate kWh	Volumetric Rate kW		Volumetric Rate kWh	Volumetric Rate kW	Requirement from Rates
	A	B	C	D	E	F	G = A * D * 12	H = B * E	I = C * F	J = G + H + I	
Residential	4,972	45,379,623	0 0	10.29	0.0117	0.0000	613,943	530,942	0	1,144,884	
General Service Less Than 50 kW	778	24,085,319	0 0	24.12	0.0073	0.0000	225,184	175,823	0	401,007	
General Service 50 to 4,999 kW	64	47,522,972	132,103 0	281.88	0.0000	0.9723	216,484	0	128,447	344,931	
Unmetered Scattered Load	48	304,493	0 0	7.34	0.0336	0.0000	4,228	10,231	0	14,459	
Sentinel Lighting	34	100,826	279 0	1.23	0.0000	8.9893	502	0	2,508	3,010	
Street Lighting	1,653	1,366,231	3,875 0	1.82	0.0000	6.9751	36,102	0	27,029	63,130	
							1,096,442	716,995	157,983	1,971,421	



Name of LDC: Rideau St. Lawrence Distribution Inc.
 File Number: ED-2003-0003
 Effective Date: Saturday, May 01, 2010

Proposed Revenue / Cost Ratio Adjustment

Rate Class	Adjusted Revenue	Current Revenue	Re-Allocated Cost	Proposed	Final Adjusted	Dollar Change	Percentage Change
	A	Cost Ratio		Ratio	Revenue		
	A	B	C = A / B	D	E = C * D	F = E - C	G = (E / C) - 1
Residential	\$ 1,298,964	1.05	\$ 1,238,880	1.04	\$ 1,285,044	-\$ 13,920	-1.1%
General Service Less Than 50 kW	\$ 460,461	0.94	\$ 489,342	0.94	\$ 459,150	-\$ 1,310	-0.3%
General Service 50 to 4,999 kW	\$ 378,200	1.10	\$ 342,874	1.10	\$ 377,401	-\$ 799	-0.2%
Unmetered Scattered Load	\$ 17,745	1.07	\$ 16,570	1.07	\$ 17,707	-\$ 38	-0.2%
Sentinel Lighting	\$ 3,143	0.79	\$ 3,955	0.79	\$ 3,136	-\$ 7	-0.2%
Street Lighting	\$ 64,758	0.56	\$ 115,640	0.70	\$ 80,832	\$ 16,074	24.8%
	<u>\$ 2,223,271</u>		<u>\$ 2,207,260</u>		<u>\$ 2,223,271</u>	<u>\$ 0</u>	<u>0.0%</u>
				Out of Balance	-		
				Final ?	Yes		



Name of LDC: Rideau St. Lawrence Distribution Inc.
File Number: ED-2003-0003
Effective Date: Saturday, May 01, 2010

Proposed Revenue from Revenue / Cost Ratio Adjustment

Rate Class	Adjusted	Allocated Re- Based Revenue Offsets	Revenue	Re-based Transformer Allowance	Revenue Requirement from Rates
	Revenue By Revenue Cost Ratio		Requirement from Rates Before Transformer Allowance		
	A	B	C = A - B	D	E = C + D
Residential	\$ 1,285,044	\$ 154,079	\$ 1,130,964	\$ -	\$ 1,130,964
General Service Less Than 50 kW	\$ 459,150	\$ 59,454	\$ 399,697	\$ -	\$ 399,697
General Service 50 to 4,999 kW	\$ 377,401	\$ 33,269	\$ 344,132	\$ 37,012	\$ 381,144
Unmetered Scattered Load	\$ 17,707	\$ 3,286	\$ 14,421	\$ -	\$ 14,421
Sentinel Lighting	\$ 3,136	\$ 133	\$ 3,003	\$ -	\$ 3,003
Street Lighting	\$ 80,832	\$ 1,628	\$ 79,204	\$ -	\$ 79,204
	\$ 2,223,271	\$ 251,850	\$ 1,971,421	\$ 37,012	\$ 2,008,433



Name of LDC: Rideau St. Lawrence Distribution Inc.
File Number: ED-2003-0003
Effective Date: Saturday, May 01, 2010

Proposed Fixed Variable Revenue Allocation

Rate Class	Revenue Requirement from Rates A	Service Charge % Revenue C = A / B	Revenue Requirement from Rates E = F * C
Residential	\$ 1,130,964	56.3%	\$ 1,141,240
General Service Less Than 50 kW	\$ 399,697	19.9%	\$ 403,328
General Service 50 to 4,999 kW	\$ 381,144	19.0%	\$ 384,607
Unmetered Scattered Load	\$ 14,421	0.7%	\$ 14,552
Sentinel Lighting	\$ 3,003	0.1%	\$ 3,030
Street Lighting	\$ 79,204	3.9%	\$ 79,924
	<u>\$ 2,008,433</u> B		<u>\$ 2,026,681</u> -



Name of LDC: Rideau St. Lawrence Distribution Inc.
File Number: ED-2003-0003
Effective Date: Saturday, May 01, 2010

Proposed Fixed Variable Revenue Allocation

Rate Class	Revenue Requirement from Rates A	Service Charge % Revenue B	Distribution Volumetric	Distribution Volumetric	Service Charge Revenue E = A * B	Distribution Volumetric	Distribution Volumetric	Revenue Requirement from Rates by Rate Class H = E + F + G
			Rate % Revenue kWh C	Rate % Revenue kW D		Rate Revenue kWh F = A * C	Rate Revenue kW G = A * D	
Residential	\$ 1,141,240	53.6%	46.4%	0.0%	\$ 611,988	\$ 529,252	\$ -	\$ 1,141,240
General Service Less Than 50 kW	\$ 403,328	56.2%	43.8%	0.0%	\$ 226,488	\$ 176,841	\$ -	\$ 403,328
General Service 50 to 4,999 kW	\$ 384,607	56.7%	0.0%	43.3%	\$ 217,994	\$ -	\$ 166,613	\$ 384,607
Unmetered Scattered Load	\$ 14,552	29.2%	70.8%	0.0%	\$ 4,255	\$ 10,297	\$ -	\$ 14,552
Sentinel Lighting	\$ 3,030	16.7%	0.0%	83.3%	\$ 505	\$ -	\$ 2,525	\$ 3,030
Street Lighting	\$ 79,924	57.2%	0.0%	42.8%	\$ 45,705	\$ -	\$ 34,219	\$ 79,924
	<u>\$ 2,026,681</u>				<u>\$ 1,106,935</u>	<u>\$ 716,389</u>	<u>\$ 203,357</u>	<u>\$ 2,026,681</u>



Name of LDC: Rideau St. Lawrence Distribution Inc.
File Number: ED-2003-0003
Effective Date: Saturday, May 01, 2010

Proposed Fixed and Variable Rates

Rate Class	Service Charge Revenue A	Distribution Volumetric Rate Revenue		Re-based Billed Customers or Connections D	Re-based Billed kWh E	Re-based Billed kW F	Proposed Base Service Charge G = A / D / 12	Proposed Base Distribution Volumetric Rate kWh H = B / E	Proposed Base Distribution Volumetric Rate kW I = C / F
		kWh B	kW C						
Residential	\$ 611,988	\$ 529,252	\$ -	4,972	45,379,623	0	10.26	0.0117	-
General Service Less Than 50 kW	\$ 226,488	\$ 176,841	\$ -	778	24,085,319	0	24.26	0.0073	-
General Service 50 to 4,999 kW	\$ 217,994	\$ -	\$ 166,613	64	47,522,972	132,103	283.85	-	1.2612
Unmetered Scattered Load	\$ 4,255	\$ 10,297	\$ -	48	304,493	0	7.39	0.0338	-
Sentinel Lighting	\$ 505	\$ -	\$ 2,525	34	100,826	279	1.24	-	9.0507
Street Lighting	\$ 45,705	\$ -	\$ 34,219	1,653	1,366,231	3,875	2.30	-	8.8306



Name of LDC: Rideau St. Lawrence Distribution Inc.
 File Number: ED-2003-0003
 Effective Date: Saturday, May 01, 2010

Adjustment required to Proposed Rates

Rate Class	Proposed Base			Current Base			Adjustment		
	Proposed Base	Distribution	Proposed Base	Current Base	Distribution	Current Base	Adjustment	Adjustment Required	Adjustment
	Service Charge	Volumetric	Distribution	Service Charge	Volumetric	Distribution	Required Base	Base Distribution	Required Base
	A	B	C	D	E	F	G = A - D	H = B - E	I = C - F
Residential	\$ 10.26	\$ 0.0117	\$ -	\$ 10.27	\$ 0.0117	\$ -	-\$ 0.01	-\$ 0.0000	\$ -
General Service Less Than 50 kW	\$ 24.26	\$ 0.0073	\$ -	\$ 24.33	\$ 0.0074	\$ -	-\$ 0.07	-\$ 0.0001	\$ -
General Service 50 to 4,999 kW	\$ 283.85	\$ -	\$ 1.2612	\$ 281.26	\$ -	\$ 1.2468	\$ 2.59	\$ -	\$ 0.0144
Unmetered Scattered Load	\$ 7.39	\$ 0.0338	\$ -	\$ 7.41	\$ 0.0339	\$ -	-\$ 0.02	-\$ 0.0001	\$ -
Sentinel Lighting	\$ 1.24	\$ -	\$ 9.0507	\$ 1.24	\$ -	\$ 9.0676	-\$ 0.00	\$ -	-\$ 0.0169
Street Lighting	\$ 2.30	\$ -	\$ 8.8306	\$ 2.29	\$ -	\$ 8.7354	\$ 0.01	\$ -	\$ 0.0952

Enter the above values onto Sheet "D1.2 Revenue Cost Ratio Adj" of the 2010 OEB IRM3 Rate Generator.



Name of LDC: Rideau St. Lawrence Distribution Inc.
 File Number: ED-2003-0003
 Effective Date: Saturday, May 01, 2010

Load Actual - Most Recent Year

Most Recent Year Reported - 2008

Rate Class	Fixed Metric	Vol Metric	Billed			Base Service Charge D	Base Distribution Volumetric Rate kWh E	Base Distribution Volumetric Rate kW F	Service Charge Revenue G = A * D * 12	Distribution Volumetric Rate Revenue kWh H = B * E	Distribution Volumetric Rate Revenue kW I = C * F	Total Revenue by Rate Class J = G + H + I
			Customers or Connections A	Billed kWh B	Billed kW C							
Residential	Customer	kWh	4,966	44,465,236	0	\$10.29	\$0.0117	\$0.0000	\$613,202	\$520,243	\$0	\$1,133,445
General Service Less Than 50 kW	Customer	kWh	779	21,119,955	0	\$24.12	\$0.0073	\$0.0000	\$225,474	\$154,176	\$0	\$379,649
General Service 50 to 4,999 kW	Customer	kW	66	0	124,007	\$281.88	\$0.0000	\$1.2525	\$223,249	\$0	\$155,319	\$378,568
Unmetered Scattered Load	Connection	kWh	48	323,685	0	\$7.34	\$0.0336	\$0.0000	\$4,228	\$10,876	\$0	\$15,104
Sentinel Lighting	Connection	kW	65	0	278	\$1.23	\$0.0000	\$8.9893	\$959	\$0	\$2,499	\$3,458
Street Lighting	Connection	kW	1,643	0	3,782	\$1.82	\$0.0000	\$6.9751	\$35,883	\$0	\$26,380	\$62,263
									\$1,102,995	\$685,295	\$184,198	\$1,972,487



Name of LDC: Rideau St. Lawrence Distribution Inc.
 File Number: ED-2003-0003
 Effective Date: Saturday, May 01, 2010

Capital Structure Transition

Capital Structure Transition

Size of Utility (Rate Base)

Year	Small [\$0, \$100M)			Med-Small [\$100M,\$250M)			Med-Large [\$250M,\$1B)			Large >=\$1B		
	Short Term Debt	Long Term Debt	Equity	Short Term Debt	Long Term Debt	Equity	Short Term Debt	Long Term Debt	Equity	Short Term Debt	Long Term Debt	Equity
2007	4.0%	46.0%	50.0%	4.0%	51.0%	45.0%	4.0%	56.0%	40.0%	4.0%	61.0%	35.0%
2008	4.0%	49.3%	46.7%	4.0%	53.5%	42.5%	4.0%	56.0%	40.0%	4.0%	58.5%	37.5%
2009	4.0%	52.7%	43.3%	4.0%	56.0%	40.0%	4.0%	56.0%	40.0%	4.0%	56.0%	40.0%
2010	4.0%	56.0%	40.0%	4.0%	56.0%	40.0%	4.0%	56.0%	40.0%	4.0%	56.0%	40.0%

Rate Base	A	\$5,274,505
Size of Utility	B	Small

Deemed Capital Structure

	Short Term	Long Term	Equity
	Debt	Debt	
2008	4.0%	49.3%	46.7%
2009	4.0%	52.7%	43.3%
2010	4.0%	56.0%	40.0%



Name of LDC: Rideau St. Lawrence Distribution Inc.
 File Number: ED-2003-0003
 Effective Date: Saturday, May 01, 2010

K-Factor Adjustment

Applicants Rate Base			Last Rate Re-Basing Amount	
Average Net Fixed Assets				
Gross Fixed Assets - Re-Basing Opening	\$ 4,635,472	A		
Add: CWIP Re-Basing Opening	\$ -	B		
Re-Basing Capital Additions	\$ 602,400	C		
Re-Basing Capital Disposals	\$ -	D		
Re-Basing Capital Retirements	\$ -	E		
Deduct: CWIP Re-Basing Closing	\$ -	F		
Gross Fixed Assets - Re-Basing Closing	\$ 5,237,872	G		
Average Gross Fixed Assets			\$ 4,936,672	H
Accumulated Depreciation - Re-Basing Opening	\$ 1,138,692	I		
Re-Basing Depreciation Expense	\$ 239,155	J		
Re-Basing Disposals	\$ -	K		
Re-Basing Retirements	\$ -	L		
Accumulated Depreciation - Re-Basing Closing	\$ 1,377,847	M		
Average Accumulated Depreciation			\$ 1,258,270	N
Average Net Fixed Assets			\$ 3,678,403	O
Working Capital Allowance				
Working Capital Allowance Base	\$ 10,640,680	P		
Working Capital Allowance Rate	15.0%	Q		
Working Capital Allowance			\$ 1,596,102	R
Rate Base			\$ 5,274,505	S
Return on Rate Base				
Deemed ShortTerm Debt %	4.00%	T	\$ 210,980	W
Deemed Long Term Debt %	56.00%	U	\$ 2,953,723	X
Deemed Equity %	40.00%	V	\$ 2,109,802	Y
Short Term Interest	4.47%	Z	\$ 9,431	AC
Long Term Interest	4.99%	AA	\$ 147,391	AD
Return on Equity	8.57%	AB	\$ 180,810	AE
Return on Rate Base			\$ 337,632	AF
Distribution Expenses				
OM&A Expenses	\$ 1,609,052	AG		
Amortization	\$ 239,155	AH		
Ontario Capital Tax	\$ -	AI		
Grossed Up PILs	\$ 25,124	AJ		
Low Voltage	\$ -	AK		
Transformer Allowance	\$ 37,012	AL		
Use 2008 Rebasng, remove LV = rev reqmt from rate application of 192,735	\$ -	AM		
	\$ -	AN		
	\$ -	AO		
			\$ 1,910,343	AP
Revenue Offsets				
Specific Service Charges	-\$ 137,870	AQ		
Late Payment Charges	-\$ 52,700	AR		
Other Distribution Income	-\$ 30,280	AS		
Other Income and Deductions	-\$ 31,000	AT	-\$ 251,850	AU
Revenue Requirement from Distribution Rates (after Capital Structure Transition)			\$ 1,996,125	AV
Revenue Requirement from Distribution Rates (Before Capital Structure Transition)			\$ 2,008,776	AW
K-factor Adjustment			-0.63%	AX
2008 Filers K-factor Adjustment			-0.31%	AY = AX / 2

Enter the above value onto Sheet
 "D2.2 K-Factor Adjustment"
 of the 2010 OEB IRM3 Rate Generator.



Name of LDC: Rideau St. Lawrence Distribution Inc.
 File Number: ED-2003-0003
 Effective Date: Saturday, May 01, 2010

Z-Factor Tax Changes

Summary - Sharing of Tax Change Forecast Amounts

1. Tax Related Amounts Forecast from Capital Tax Rate Changes

	2008	2009	2010	2011	2012
Taxable Capital	\$ -	\$ -	\$ -	\$ -	\$ -
Deduction from taxable capital up to \$15,000,000	\$ -	\$ -	\$ -	\$ -	\$ -
Net Taxable Capital	\$ -	\$ -	\$ -	\$ -	\$ -
Rate	0.225%	0.225%	0.150%	0.000%	0.000%
Ontario Capital Tax (Deductible, not grossed-up)	\$ -	\$ -	\$ -	\$ -	\$ -

2. Tax Related Amounts Forecast from Income Tax Rate Changes

	2008	2009	2010	2011	2012
Regulatory Taxable Income	\$ -	\$ -	\$ -	\$ -	\$ -
Corporate Tax Rate	0.0%	0.0%	0.0%	0.0%	0.0%
Tax Impact	\$ -	\$ -	\$ -	\$ -	\$ -
Grossed-up Tax Amount	\$ -	\$ -	\$ -	\$ -	\$ -

Tax Related Amounts Forecast from Capital Tax Rate Changes	\$ -	\$ -	\$ -	\$ -	\$ -
Tax Related Amounts Forecast from Income Tax Rate Changes	\$ -	\$ -	\$ -	\$ -	\$ -
Total Tax Related Amounts	\$ -	\$ -	\$ -	\$ -	\$ -
Incremental Tax Savings		\$ -	\$ -	\$ -	\$ -
Total Tax Savings (2009 - 2012)					\$ -
Sharing of Tax Savings (50%)		\$ -	\$ -	\$ -	\$ -
Total Sharing of Tax Savings (50%)					\$ -



Name of LDC: Rideau St. Lawrence Distribution Inc.
File Number: ED-2003-0003
Effective Date: Saturday, May 01, 2010

Calculate Tax Change Rate Rider Option B Volumetric

Rate Class	Total Revenue \$ by Rate Class A	Total Revenue % by Rate Class B = A / \$H	Total Z-Factor Tax Change\$ by Rate Class C = \$I * B	Billed kWh D	Billed kW E	Distribution Volumetric Rate kWh Rate Rider F = C / D	Distribution Volumetric Rate kW Rate Rider G = C / E
Residential	\$1,130,964	56.31%	\$0	45,379,623	0	\$0.000000	
General Service Less Than 50 kW	\$399,697	19.90%	\$0	24,085,319	0	\$0.000000	
General Service 50 to 4,999 kW	\$381,144	18.98%	\$0	47,522,972	132,103		\$0.000000
Unmetered Scattered Load	\$14,421	0.72%	\$0	304,493	0	\$0.000000	
Sentinel Lighting	\$3,003	0.15%	\$0	100,826	279		\$0.000000
Street Lighting	\$79,204	3.94%	\$0	1,366,231	3,875		\$0.000000
	\$2,008,433 H	100.00%	\$0 I				

Enter the above value onto Sheet
 "J2.1 Tax Change Rate Rider"
 of the 2010 OEB IRM3 Rate Generator.



Name of LDC: Rideau St. Lawrence Distribution Inc.
File Number: ED-2003-0003
Effective Date: Saturday, May 01, 2010

Threshold Parameters

Price Cap Index

Price Escalator (GDP-IPI)	2.30%
Less Productivity Factor	-0.72%
Less Stretch Factor	-0.40%

Price Cap Index **1.18%**

Enter the above value onto Sheet
"F1.2 Price Cap Adjustment"
of the 2010 OEB IRM3 Rate Generator.

Growth

Re-Based Revenue Requirement From Rates \$2,008,433 A

Most Recent Year Reported Revenue Requirement From Rates \$1,972,487 B


Growth **1.82%** C



Name of LDC: Rideau St. Lawrence Distribution Inc.
File Number: ED-2003-0003
Effective Date: Saturday, May 01, 2010

Threshold Test

Year	2008	
Status	Re-Basing	
Price Cap Index	1.18%	A
Growth	1.82%	B
Dead Band	20%	C
Average Net Fixed Assets		
Gross Fixed Assets Opening	\$ 4,635,472	
Add: CWIP Opening	\$ -	
Capital Additions	\$ 602,400	
Capital Disposals	\$ -	
Capital Retirements	\$ -	
Deduct: CWIP Closing	\$ -	
Gross Fixed Assets - Closing	\$ 5,237,872	
Average Gross Fixed Assets	<u>\$ 4,936,672</u>	
Accumulated Depreciation - Opening	\$ 1,138,692	
Depreciation Expense	\$ 239,155	D
Disposals	\$ -	
Retirements	\$ -	
Accumulated Depreciation - Closing	\$ 1,377,847	
Average Accumulated Depreciation	<u>\$ 1,258,270</u>	
Average Net Fixed Assets	<u>\$ 3,678,403</u>	E
Working Capital Allowance		
Working Capital Allowance Base	\$10,640,680	
Working Capital Allowance Rate	15%	
Working Capital Allowance	<u>\$ 1,596,102</u>	F
Rate Base	<u>\$ 5,274,505</u>	G = E + F
Depreciation	D \$ 239,155	H
Threshold Test	186.69%	I = 1 + (G / H) * (B + A * (1 + B)) + C
Threshold CAPEX	<u>\$ 446,480</u>	J = H * I



Name of LDC: Rideau St. Lawrence Distribution Inc.
File Number: ED-2003-0003
Effective Date: Saturday, May 01, 2010

Summary of Incremental Capital Projects

Number of ICP's

6

Project ID #	Incremental Capital Non-Discretionary Project Description	Incremental Capital CAPEX	Amortization Expense	CCA
ICP 1				
ICP 2				
ICP 3				
ICP 4				
ICP 5				
ICP 6				
		0	0	0



Name of LDC: Rideau St. Lawrence Distribution Inc.
 File Number: ED-2003-0003
 Effective Date: Saturday, May 01, 2010

Incremental Capital Adjustment

Current Revenue Requirement

Current Revenue Requirement - Total	\$ 2,008,776	A
-------------------------------------	--------------	---

Return on Rate Base

Incremental Capital CAPEX			\$ -	B
Depreciation Expense			\$ -	C
Incremental Capital CAPEX to be included in Rate Base			\$ -	D = B - C
Deemed ShortTerm Debt %	4.0%	E	\$ -	G = D * E
Deemed Long Term Debt %	56.0%	F	\$ -	H = D * F
Short Term Interest	4.47%	I	\$ -	K = G * I
Long Term Interest	4.99%	J	\$ -	L = H * J
Return on Rate Base - Interest			\$ -	M = K + L
Deemed Equity %	40.0%	N	\$ -	P = D * N
Return on Rate Base -Equity	8.57%	O	\$ -	Q = P * O
Return on Rate Base - Total			\$ -	R = M + Q

Amortization Expense

Amortization Expense - Incremental	C	\$ -	S
------------------------------------	---	------	---

Grossed up PIL's

Regulatory Taxable Income	O	\$ -	T
Add Back Amortization Expense	S	\$ -	U
Deduct CCA		\$ -	V
Incremental Taxable Income		\$ -	W = T + U - V
Current Tax Rate (F1.1 Z-Factor Tax Changes)	0.0%	X	
PIL's Before Gross Up		\$ -	Y = W * X
Incremental Grossed Up PIL's		\$ -	Z = Y / (1 - X)

Ontario Capital Tax

Incremental Capital CAPEX		\$ -	AA
Less : Available Capital Exemption (if any)		\$ -	AB
Incremental Capital CAPEX subject to OCT		\$ -	AC = AA - AB
Ontario Capital Tax Rate (F1.1 Z-Factor Tax Changes)	0.225%	AD	
Incremental Ontario Capital Tax		\$ -	AE = AC * AD

Incremental Revenue Requirement

Return on Rate Base - Total	Q	\$ -	AF
Amortization Expense - Total	S	\$ -	AG
Incremental Grossed Up PIL's	Z	\$ -	AH
Incremental Ontario Capital Tax	AE	\$ -	AI
Incremental Revenue Requirement		\$ -	AJ = AF + AG + AH + AI



Name of LDC: Rideau St. Lawrence Distribution Inc.
 File Number: ED-2003-0003
 Effective Date: Saturday, May 01, 2010

Calculation of Incremental Capital Rate Adder - Option A Fixed and Variable

Rate Class	Distribution Volumetric			Service Charge Revenue D = \$N * A	Distribution Volumetric Rate Revenue kWh E = \$N * B	Distribution Volumetric Rate Revenue kW F = \$N * C	Total Revenue by Rate Class F	Billed Customers or Connections			Service Charge Rate Rider K = D / H / 12	Distribution Volumetric Rate kWh Rate Rider L = E / I	Distribution Volumetric Rate kW Rate Rider M = F / J
	Service Charge % Revenue	Rate % kWh	Rate % kW					H	I	J			
	A	B	C										
Residential	31.7%	0.0%	64264138.6%	\$ -	\$ -	\$ -	\$ -	4,972	45,379,623	0	\$0.000000	\$0.000000	
General Service Less Than 50 kW	4.0%	0.0%	8026607.0%	\$ -	\$ -	\$ -	\$ -	778	24,085,319	0	\$0.000000	\$0.000000	
General Service 50 to 4,999 kW	3.6%	0.0%	7298756.2%	\$ -	\$ -	\$ -	\$ -	64	47,522,972	132,103	\$0.000000	\$0.000000	\$0.000000
Unmetered Scattered Load	0.0%	0.0%	10448.2%	\$ -	\$ -	\$ -	\$ -	48	304,493	0	\$0.000000	\$0.000000	
Sentinel Lighting	0.0%	0.0%	453.1%	\$ -	\$ -	\$ -	\$ -	34	100,826	279	\$0.000000	\$0.000000	\$0.000000
Street Lighting	0.2%	0.0%	315184.4%	\$ -	\$ -	\$ -	\$ -	1,653	1,366,231	3,875	\$0.000000	\$0.000000	\$0.000000
	39.4%	0.0%	79915587.6%	\$ -	\$ -	\$ -	\$ -						

N

Enter the above value onto Sheet "J1.2 Incremental Cap Fund Adder" of the 2010 OEB IRM3 Rate Generator.



Name of LDC: Rideau St. Lawrence Distribution Inc.
File Number: ED-2003-0003
Effective Date: Saturday, May 01, 2010

Calculation of Incremental Capital Rate Adder - Option B Variable

Rate Class	Total Revenue \$ by Rate Class A	Total Revenue % by Rate Class B = A / \$H	Total Incremental Capital \$ by Rate Class C = \$I * B	Billed kWh D	Billed kW E	Distribution Volumetric Rate kWh Rate Rider F = C / D	Distribution Volumetric Rate kW Rate Rider G = C / E
Residential	\$1,130,964	56.31%	\$0	45,379,623	0	\$0.000000	
General Service Less Than 50 kW	\$399,697	19.90%	\$0	24,085,319	0	\$0.000000	
General Service 50 to 4,999 kW	\$381,144	18.98%	\$0	47,522,972	132,103		\$0.000000
Unmetered Scattered Load	\$14,421	0.72%	\$0	304,493	0	\$0.000000	
Sentinel Lighting	\$3,003	0.15%	\$0	100,826	279		\$0.000000
Street Lighting	\$79,204	3.94%	\$0	1,366,231	3,875		\$0.000000
	\$2,008,433	100.00%	\$0				

H

I

Enter the above value onto Sheet "J1.2 Incremental Cap Fund Adder" of the 2010 OEB IRM3 Rate Generator.