

Name of LDC: Rideau St. Lawrence Distribution Inc.
File Number: EB-2009-0248
Effective Date: Saturday, May 01, 2010

LDC Information

Applicant Name	Rideau St. Lawrence Distribution Inc.
OEB Application Number	EB-2009-0248
LDC Licence Number	ED-2003-0003
Applied for Effective Date	May 1, 2010



Name of LDC: Rideau St. Lawrence Distribution Inc.
File Number: EB-2009-0248
Effective Date: Saturday, May 01, 2010

Table of Contents

Sheet Name	Purpose of Sheet
A1.1 LDC Information	Enter LDC Data
A2.1 Table of Contents	Table of Contents
B1.1 2006 Reg Assets	2006 Regulatory Asset Recovery
B1.2 2006 Reg Ass Prop Shr	2006 Regulatory Asset Recovery Proportionate Share
B1.3 Rate Class And Bill Det	Rate Class and 2008 Billing Determinants
C1.0 2006 Reg Asset Recovery	Regulatory Assets - 2006 Regulatory Asset Recovery
C1.1 Reg Assets - Cont Sch 2005	Regulatory Assets - Continuity Schedule 2005
C1.2 Reg Assets - Cont Sch 2006	Regulatory Assets - Continuity Schedule 2006
C1.3 Reg Assets - Cont Sch 2007	Regulatory Assets - Continuity Schedule 2007
C1.4 Reg Assets - Cont Sch 2008	Regulatory Assets - Continuity Schedule 2008
C1.4a RegAssets - Cont Sch 2009	Regulatory Assets - Continuity Schedule 2009 - 1588 Power Account Only
C1.5 Reg Assets - Con Sch Final	Regulatory Assets - Continuity Schedule Final
D1.1 Threshold Test	Threshold Test
E1.1 Cost Allocation kWh	Cost Allocation - kWh
E1.2 Cost Allocation Non-RPPkWh	Cost Allocation - Non-RPP kWh
E1.3 Cost Allocation 1590	Cost Allocation - 1590
E1.4 Cost Allocation 1595	Cost Allocation - 1595
F1.1 Calculation Rate Rider	Calculation of Regulatory Asset Recovery Rate Rider
F1.2 Request for Clearance	Request for Clearance of Deferral and Variance Accounts



Name of LDC: Rideau St. Lawrence Distribution Inc.
 File Number: EB-2009-0248
 Effective Date: Saturday, May 01, 2010

2006 Regulatory Asset Recovery

Account Description	Account Number	Principal Amounts as of Dec-31 2004 A	Hydro One charges (if applicable) to Dec31-03 B	Hydro One charges (if applicable) Jan 1- 04 to Apr 30-06 C	Transition Cost Adjustment D	Principal Amounts E = A + B + C + D	Interest to Dec31- 04 F	Interest per 2006 Reg Assets G = H - F - E	Total Claim and Recoveries per 2006 Reg Assets H	Transfer of Board- approved amounts to 1590 as per 2006 EDR I = - E	Transfer of Board- approved interest to 1590 as per 2006 EDR J = - (F + G)
1. Dec. 31, 2004 Reg. Assets											
		Column G	Column K	Column M				Column H	Column N		
RSVA - Wholesale Market Service Charge	1580	171,651				171,651	28,507	16,593	216,752	(171,651)	(45,100)
RSVA - One-time Wholesale Market Service	1582	31,037				31,037	2,642	3,000	36,680	(31,037)	(5,643)
RSVA - Retail Transmission Network Charge	1584	(12,169)	(29,692)	(38,871)		(80,732)	2,138	(3,329)	(81,923)	80,732	1,191
RSVA - Retail Transmission Connection Charge	1586	(7,455)	205,534	198,016		396,095	996	14,181	411,272	(396,095)	(15,176)
RSVA - Power	1588	251,227				251,227	27,222	24,285	302,734	(251,227)	(51,507)
Sub-Totals		434,292	175,842	159,145		769,279	61,505	54,730	885,514	(769,279)	(116,235)
Other Regulatory Assets	1508	4,887		15,775		20,662	70	472	21,205	(20,662)	(543)
Retail Cost Variance Account - Retail	1518	5,884				5,884	499	569	6,952	(5,884)	(1,068)
Retail Cost Variance Account - STR	1548	17,745				17,745	1,539	1,715	20,999	(17,745)	(3,254)
Misc. Deferred Debits - incl. Rebate Cheques	1525	8,170	8,346			16,516	1,184	1,395	19,094	(16,516)	(2,579)
Pre-Market Opening Energy Variances Total	1571	336,899				336,899	78,006	32,567	447,472	(336,899)	(110,573)
Extra-Ordinary Event Losses	1572					0		0	0	0	0
Deferred Rate Impact Amounts	1574					0		0	0	0	0
Other Deferred Credits	2425					0		0	0	0	0
Sub-Totals		373,585	8,346	15,775		397,706	81,298	36,718	515,722	(397,706)	(118,017)
Qualifying Transition Costs	1570	339,135	55			339,190	85,063	32,787	457,040	(339,190)	(117,850)
Transition Cost Adjustment	1570				(115,040)	(115,040)			(115,040)	115,040	0
Sub-Totals		339,135	55		(115,040)	224,150	85,063	32,787	342,000	(224,150)	(117,850)
Total Regulatory Assets		1,147,011	184,243	174,920	(115,040)	1,391,135	227,866	124,235	1,743,237	(1,391,135)	(352,102)
Total Recoveries to April 30-06	2. Rate Riders Calculation	Cell C48							544,579	(544,579)	0
Balance to be collected or refunded	2. Rate Riders Calculation	Cell N51							1,198,658	(846,556)	(352,102)



Name of LDC: Rideau St. Lawrence Distribution Inc.
File Number: EB-2009-0248
Effective Date: Saturday, May 01, 2010

2006 Regulatory Asset Recovery Proportionate Share

Rate Class	Total Claim	% Total Claim
Residential	803,399	46.7%
GS < 50 KW	299,647	17.4%
GS > 50 Non TOU	597,919	34.7%
GS > 50 TOU	0	0.0%
Intermediate		0.0%
Large Users	2,934	0.2%
Small Scattered Load	5,446	0.3%
Sentinel Lighting	2,563	0.1%
Street Lighting	10,123	0.6%
Total	1,722,032	100.0%

2. Rate Riders Calculation
Row 29



Name of LDC: Rideau St. Lawrence Distribution Inc.
File Number: EB-2009-0248
Effective Date: Saturday, May 01, 2010

Rate Class and 2008 Billing Determinants

Rate Group	Rate Class	Fixed Metric	Vol Metric	2008			Billed kWh for Non-RPP customers D	1590 Recovery Share Proportion % E
				Billed Customers or Connections				
				A	Billed kWh	Billed kWh		
RES	Residential	Customer	kWh	4,966	44,465,236		5,853,577	46.7%
GSLT50	General Service Less Than 50 kW	Customer	kWh	779	21,119,955		2,695,823	17.4%
GSGT50	General Service 50 to 4,999 kW	Customer	kWh	66	44,381,852	124,007	37,674,816	34.9%
USL	Unmetered Scattered Load	Connection	kWh	48	323,685		350	0.3%
Sen	Sentinel Lighting	Connection	kW	65	100,161	278	12,695	0.1%
SL	Street Lighting	Connection	kW	1,643	1,394,217	3,782	0	0.6%
NA	Rate Class 7	NA	NA					
NA	Rate Class 8	NA	NA					
NA	Rate Class 9	NA	NA					
NA	Rate Class 10	NA	NA					
NA	Rate Class 11	NA	NA					
NA	Rate Class 12	NA	NA					
NA	Rate Class 13	NA	NA					
NA	Rate Class 14	NA	NA					
NA	Rate Class 15	NA	NA					
NA	Rate Class 16	NA	NA					
NA	Rate Class 17	NA	NA					
NA	Rate Class 18	NA	NA					
NA	Rate Class 19	NA	NA					
NA	Rate Class 20	NA	NA					
NA	Rate Class 21	NA	NA					
NA	Rate Class 22	NA	NA					
NA	Rate Class 23	NA	NA					
NA	Rate Class 24	NA	NA					
NA	Rate Class 25	NA	NA					
								100.0%



Name of LDC: Rideau St. Lawrence Distribution Inc.
 File Number: EB-2009-0248
 Effective Date: Saturday, May 01, 2010

Regulatory Assets - Continuity Schedule 2006

Account Description	Account Number	Opening Principal Amounts as of Jan-1-05 1	Low Voltage and Recoveries per 2006 Reg Asset	Transition Cost Adjustment	Transfer of Board-approved amounts to 1590 as per 2006 EDR	Closing Principal Balance as of May-1-06	Opening Interest Amounts as of Jan-1-05 4	Interest per 2006 Reg Asset	Recoveries per 2006 Reg Asset	Transfer of Board-approved amounts to 1590 as per 2006 EDR	Closing Interest Amounts as of May-1-06
LV Variance Account	1550										0
RSVA - Wholesale Market Service Charge	1580	171,651	0		(171,651)	0	28,507	16,593		(45,100)	0
RSVA - Retail Transmission Network Charge	1584	(12,169)	(68,563)		80,732	0	2,138	(3,329)		1,191	0
RSVA - Retail Transmission Connection Charge	1586	(7,455)	403,550		(396,095)	0	996	14,181		(15,176)	0
RSVA - Power (Excluding Global Adjustment)	1588	251,227			(251,227)	0	27,222	24,285		(51,507)	0
RSVA - Power (Global Adjustment Sub-account)						0					0
Recovery of Regulatory Asset Balances	1590		(544,579)		1,391,135	846,556			0	352,102	352,102
Disposition and recovery of Regulatory Balances Account	1595					0					0
Sub-Total		403,255	(209,592)		652,893	846,556	58,863	51,730	0	241,509	352,102
RSVA - One-time Wholesale Market Service	1582	31,037	0		(31,037)	0	2,642	3,000		(5,643)	0
Other Regulatory Assets	1508	4,887	15,775		(20,662)	0	70	472		(543)	0
Retail Cost Variance Account - Retail	1518	5,884	0		(5,884)	0	499	569		(1,068)	0
Retail Cost Variance Account - STR	1548	17,745	0		(17,745)	0	1,539	1,715		(3,254)	0
Misc. Deferred Debits - incl. Rebate Cheques	1525	8,170	8,346		(16,516)	0	1,184	1,395		(2,579)	0
Pre-Market Opening Energy Variances Total	1571	336,899	0		(336,899)	0	78,006	32,567		(110,573)	0
Extra-Ordinary Event Losses	1572	0	0		0	0	0	0		0	0
Deferred Rate Impact Amounts	1574	0	0		0	0	0	0		0	0
Other Deferred Credits	2425	0	0		0	0	0	0		0	0
Qualifying Transition Costs	1570	339,135	55		(339,190)	0	85,063	32,787		(117,850)	0
Transition Cost Adjustment	1570			(115,040)	115,040	0					0
Total		1,147,011	(185,416)	(115,040)	0	846,556	227,866	124,235	0	0	352,102



Name of LDC: Rideau St. Lawrence Distribution Inc.
 File Number: EB-2009-0248
 Effective Date: Saturday, May 01, 2010

Regulatory Assets - Continuity Schedule 2005

Account Description	Account Number	Opening Principal Amounts as of Jan-1-05 ¹	Transactions (additions) during 2005, excluding interest and adjustments ¹	Transactions (reductions) during 2005, excluding interest and adjustments ¹	Adjustments during 2005 - instructed by Board ²	Adjustments during 2005 - other ³	Closing Principal Balance as of Dec-31-05	Opening Interest Amounts as of Jan-1-05 ⁴	Interest Recovery Transactions during 2005	Interest Jan-1 to Dec31-05	Closing Interest Amounts as of Dec-31-05	Total Closing Amounts as of Dec-31-05	RRR Filing Amount as of Dec-31-05	Difference
												A	B	C = A - B
LV Variance Account	1550						0				0	0		0
RSVA - Wholesale Market Service Charge	1580		922,837	(825,169)			97,668			16,876	16,876	114,544	314,702	(200,158)
RSVA - Retail Transmission Network Charge	1584		690,254	(730,829)			(40,575)			(106)	(106)	(40,681)	(50,711)	10,030
RSVA - Retail Transmission Connection Charge	1586		635,128	(630,108)			5,020			(2,830)	(2,830)	2,190	(4,269)	6,459
RSVA - Power (Excluding Global Adjustment)	1588		7,958,013	(8,040,190)			(82,178)			27,962	27,962	(54,215)	224,234	(278,449)
RSVA - Power (Global Adjustment Sub-account)			(567,963)	275,618			(292,345)			(4,354)	(4,354)	(296,699)	(296,699)	0
Recovery of Regulatory Asset Balances	1590			(385,020)		(140,724)	(525,744)		(2,480)	(21,805)	(24,285)	(550,028)	(550,028)	(0)
Disposition and recovery of Regulatory Balances Account	1595						0				0	0		
Total		0	9,638,268	(10,335,698)	0	(140,724)	(838,153)	0	(2,480)	15,744	13,264	(824,889)	(362,771)	(462,118)

¹ For RSVA accounts only, report the net additions to the account during the year. For all other accounts, record the additions and reductions separately.
² Provide supporting statement indicating whether due to denial of costs in 2006 EDR by the Board
³ Provide supporting statement indicating nature of this adjustments and periods they relate to
⁴ Opening balances assumed to be zero as a result of clearance of December 2004 balances cleared in 2006 Regulatory Asset process

Name of LDC: Rideau St. Lawrence Distribution Inc.
 File Number: EB-2009-0248
 Effective Date: Saturday, May 01, 2010

Regulatory Assets - Continuity Schedule 2006

Account Number	Opening Principal Amounts as of Jan-1-06	Transactions (additions) during 2006, excluding interest and adjustments ¹	Transactions (reductions) during 2006, excluding interest and adjustments ¹	Adjustments during 2006 - instructed by Board ²	Adjustments during 2006 - other ³	Transfer of Board-approved amounts to 1590 as per 2006 EDR	Closing Principal Balance as of Dec-31-06	Opening Interest Amounts as of Jan-1-06	Interest Recovery Transactions during 2006	Interest Adjustment 2005/2006	Interest Jan-1 to Dec31-06	Transfer of Board-approved amounts to 1590 as per 2006 EDR	Closing Interest Amounts as of Dec-31-06
Account Description													
LV Variance Account	1550	0	148,199	(101,501)			46,697	0		(8)	0		(8)
RSVA - Wholesale Market Service Charge	1580	97,668	629,357	(770,074)	0	0	(43,049)	16,876		(16,593)	9,334		9,617
RSVA - Retail Transmission Network Charge	1584	(40,575)	646,241	(661,754)	0	(2,152)	(58,240)	(106)		3,329	(3,329)		(106)
RSVA - Retail Transmission Connection Charge	1586	5,020	536,520	(583,336)	0	0	(41,796)	(2,830)		721	(6,056)		(8,165)
RSVA - Power (Excluding Global Adjustment)	1588	(82,178)	6,937,877	(6,843,298)	0		12,401	27,962		(24,285)	(1,226)		2,451
RSVA - Power (Global Adjustment Sub-account)		(292,345)	489,633	(84,881)			112,408	(4,354)			(2,820)		(7,174)
Recovery of Regulatory Asset Balances	1590	(525,744)	0	(491,017)	0	544,580	374,376	(24,285)		0	5,749	352,102	333,566
Disposition and recovery of Regulatory Balances Account	1595	0					0	0					0
Total		(838,153)	9,387,826	(9,535,859)	0	542,428	402,797	13,264	0	(36,837)	1,653	352,102	330,182

¹ For RSVA accounts only, report the net additions to the account during the year. For all other accounts, record the additions and reductions separately.

² Provide supporting evidence i.e. Board Decision, CRO Order, etc.

³ Provide supporting statement indicating nature of this adjustments and periods they relate to



Name of LDC: Rideau St. Lawrence Distribution Inc.
 File Number: EB-2009-0248
 Effective Date: Saturday, May 01, 2010

Regulatory Assets - Continuity Schedule 2007

Account Description	Account Number	Opening Principal Amounts as of Jan-1-07	Transactions (additions) during 2007, excluding interest and adjustments ¹	Transactions (reductions) during 2007, excluding interest and adjustments ¹	Adjustments during 2007 - Instructed by Board ²	Adjustments during 2007 - other ³	Closing Principal Balance as of Dec-31-07	Opening Interest Amounts as of Jan-1-07	Interest Recovery Transactions during 2007	Interest Jan-1 to Dec31-07	Closing Interest Amounts as of Dec-31-07	Total Closing Amounts as of Dec-31-07	RRR Filing Amount as of Dec-31-07	Difference
												A	B	C = A - B
LV Variance Account	1550	46,697	228,450	(154,210)			120,937	(8)		3,073	3,065	124,003	124,003	(1)
RSVA - Wholesale Market Service Charge	1580	(43,049)	623,704	(761,400)			(180,745)	9,617		(3,815)	5,802	(174,943)	(174,944)	1
RSVA - Retail Transmission Network Charge	1584	(58,240)	679,421	(636,106)			(14,925)	(106)		(2,899)	(3,005)	(17,929)	(17,930)	0
RSVA - Retail Transmission Connection Charge	1586	(41,796)	571,722	(567,620)			(37,693)	(8,165)		(3,623)	(11,788)	(49,482)	(49,480)	(1)
RSVA - Power (Excluding Global Adjustment)	1588	12,401	7,151,431	(6,719,744)			444,088	2,451		19,979	22,430	466,518	466,518	(0)
RSVA - Power (Global Adjustment Sub-account)		112,408	162,602	(208,141)			66,869	(7,174)		(817)	(7,990)	58,878	58,878	0
Recovery of Regulatory Asset Balances	1590	374,376		(561,296)		0	(186,920)	333,566		24,104	357,670	170,750	170,749	1
Disposition and recovery of Regulatory Balances Account	1595	0					0	0			0	0		
Total		402,797	9,417,331	(9,608,517)	0	0	211,611	330,182	0	36,002	366,184	577,795	577,795	0

¹ For RSVA accounts only, report the net additions to the account during the year. For all other accounts, record the additions and reductions separately.

² Provide supporting evidence i.e. Board Decision, CRO Order, etc.

³ Provide supporting statement indicating nature of this adjustments and periods they relate to

Name of LDC: Rideau St. Lawrence Distribution Inc.
 File Number: EB-2009-0248
 Effective Date: Saturday, May 01, 2010

Regulatory Assets - Continuity Schedule 2008

Account Description	Account Number	Opening Principal Amounts as of Jan-1-08	Transactions (additions) during 2008, excluding interest and adjustments ¹	Transactions (reductions) during 2008, excluding interest and adjustments ¹	Adjustments during 2008 - instructed by Board ²	Adjustments during 2008 - other ³	Transfer of Board-approved 2006 amounts to 1595 (2008 COS) ⁴	Closing Principal Balance as of Dec-31-08	Opening Interest Amounts as of Jan-1-08	Interest Recovery Transactions during 2008	Interest Jan-1 to Dec31-08	Transfer of Board-approved 2006 interest amounts to 1595 (2008 COS)	Closing Interest Amounts as of Dec-31-08
LV Variance Account	1550	120,937	215,338	(168,168)	(46,697)		0	121,410	3,065		4,226	(2,850)	4,442
RSVA - Wholesale Market Service Charge	1580	(180,745)	684,126	(747,533)				(244,152)	5,802		(7,803)		(2,001)
RSVA - Retail Transmission Network Charge	1584	(14,925)	510,276	(597,641)				(102,290)	(3,005)		(2,725)		(5,729)
RSVA - Retail Transmission Connection Charge	1586	(37,693)	466,020	(535,443)				(107,116)	(11,788)		(3,209)		(14,998)
RSVA - Power (Excluding Global Adjustment)	1588	444,088	6,476,076	(6,530,978)				389,187	22,430		25,381		47,811
RSVA - Power (Global Adjustment Sub-account)		66,869	376,953	(196,831)				246,991	(7,990)		920		(7,071)
Recovery of Regulatory Asset Balances	1590	(186,920)		(260,876)				(447,796)	357,670		875		358,545
Disposition and recovery of Regulatory Balances Account	1595	0						0	0				0
Total		211,611	8,728,789	(9,037,469)	(46,697)	0	0	(143,766)	366,184	0	17,665	(2,850)	380,999

¹ For RSVA accounts only, report the net additions to the account during the year. For all other accounts, record the additions and reductions separately.

² Provide supporting evidence i.e. Board Decision, CRO Order, etc.

³ Provide supporting statement indicating nature of this adjustments and periods they relate to

⁴ This records the values of amounts removed from Group One accounts in previous proceedings; but does not enter offsets for disposition of 1590, as recovery has not been completed.

Name of LDC: Rideau St. Lawrence Distribution Inc.
File Number: EB-2009-0248
Effective Date: Saturday, May 01, 2010

Regulatory Assets - Continuity Schedule 2009 - 1588 Power Account Only

Account Description	Account Number	Transactions (additions) during 2009, excluding interest and adjustments ¹	Transactions (reductions) during 2009, excluding interest and adjustments ¹	Adjustments during 2009 - instructed by Board ²	Adjustments during 2009 - other ³	Closing Principal Balance as of Sep-30-09
LV Variance Account	1550					
RSVA - Wholesale Market Service Charge	1580					
RSVA - Retail Transmission Network Charge	1584					
RSVA - Retail Transmission Connection Charge	1586					
RSVA - Power (Excluding Global Adjustment)	1588	4,535,084	(4,598,264)			(63,181)
RSVA - Power (Global Adjustment Sub-account)		2,291,716	(1,859,677)			432,039
Recovery of Regulatory Asset Balances	1590					
Disposition and recovery of Regulatory Balances Account	1595					
Total		6,826,800	(6,457,942)	0	0	368,858

¹ For RSVA accounts only, report the net additions to the account during the year. For all other accounts, record the additions and reductions separately.

² Provide supporting evidence i.e. Board Decision, CRO Order, etc.

³ Provide supporting statement indicating nature of this adjustments and periods they relate to

⁴ This records the values of amounts removed from Group One accounts in previous proceedings; but does not enter offsets for disposition of 1590, as recovery has not been completed.

Name of LDC: Rideau St. Lawrence Distribution Inc.
 File Number: EB-2009-0248
 Effective Date: Saturday, May 01, 2010


Regulatory Assets - Continuity Schedule Final

Account Description	Account Number	Opening Principal Amounts as of Jan-1-09 or Oct-01-09	Global Adjustment Reconciliation	Transfer of Board-approved 2007 amounts to 1595 (2009 COS)	Principal Amounts to be disposed	Opening Interest Amounts as of Jan-1-09	Global Adjustment Interest Reconciliation	Interest on Board-approved 2007 amounts prior to transfer Jan-1, 2009 to Date of Transfer	Transfer of Board-approved 2007 interest amounts to 1595 (2009 COS)	Projected Interest on Dec 31 -08 balance from Jan 1, 2009 to Dec 31, 2009 :	Projected Interest on Dec 31 -08 balance from Jan 1, 2010 to April 30, 2010 :	Interest Amounts to be disposed
		A	B	C	E = A + B + C + D	F	G	H	I	J	K	M = F + G + H + I + J + K
LV Variance Account	1550	121,410			121,410	4,442				1,373	220	6,034
RSVA - Wholesale Market Service Charge	1580	(244,152)			(244,152)	(2,001)				(2,761)	(441)	(5,203)
RSVA - Retail Transmission Network Charge	1584	(102,290)			(102,290)	(5,729)				(1,157)	(185)	(7,071)
RSVA - Retail Transmission Connection Charge	1586	(107,116)			(107,116)	(14,998)				(1,211)	(194)	(16,402)
RSVA - Power (Excluding Global Adjustment)	1588	389,187			389,187	47,811				4,400	704	52,915
RSVA - Power (Global Adjustment Sub-account)		246,991			246,991	(7,071)				2,793	447	(3,831)
Recovery of Regulatory Asset Balances	1590	(447,796)			(447,796)	358,545				(5,063)	(810)	352,672
Disposition and recovery of Regulatory Balances Account	1595	0			0	0				0	0	0
Total		(143,766)	0	0	(143,766)	380,999	0	0	0	(1,626)	(260)	379,114

Interest projected on December 31, 2008 closing principal balance.

Month	Prescribed Rate	Monthly Interest
Saturday, January 31, 2009	2.45	0.2081
Saturday, February 28, 2009	2.45	0.1879
Tuesday, March 31, 2009	2.45	0.2081
Thursday, April 30, 2009	1.00	0.0822
Sunday, May 31, 2009	1.00	0.0849
Tuesday, June 30, 2009	1.00	0.0822
Friday, July 31, 2009	0.55	0.0467
Monday, August 31, 2009	0.55	0.0467
Wednesday, September 30, 2009	0.55	0.0452
Saturday, October 31, 2009	0.55	0.0467
Monday, November 30, 2009	0.55	0.0452
Thursday, December 31, 2009	0.55	0.0467
Effective Rate		1.1307


Month	Prescribed Rate	Monthly Interest
Sunday, January 31, 2010	0.55	0.0467
Sunday, February 28, 2010	0.55	0.0422
Wednesday, March 31, 2010	0.55	0.0467
Friday, April 30, 2010	0.55	0.0452
Effective Rate		0.1808



Name of LDC: Rideau St. Lawrence Distrib
File Number: EB-2009-0248
Effective Date: Saturday, May 01, 2010

Threshold Test

Rate Class	Billed kWh B
Residential	44,465,236
General Service Less Than 50 kW	21,119,955
General Service 50 to 4,999 kW	44,381,852
Unmetered Scattered Load	323,685
Sentinel Lighting	100,161
Street Lighting	1,394,217
	<u>111,785,106</u>
Total Claim	235,348
Total Claim per kWh	0.002105




Name of LDC: Rideau St. Lawrence Distribution Inc.
File Number: EB-2009-0248
Effective Date: Saturday, May 01, 2010

Cost Allocation - kWh

Rate Class	Billed kWh	% kWh	1550	1580	1584	1586	1588 ¹	Total
Residential	44,465,236	39.8%	50,694	(99,187)	(43,501)	(49,133)	175,857	34,731
General Service Less Than 50 kW	21,119,955	18.9%	24,078	(47,112)	(20,662)	(23,337)	83,528	16,496
General Service 50 to 4,999 kW	44,381,852	39.7%	50,599	(99,001)	(43,419)	(49,040)	175,527	34,665
Unmetered Scattered Load	323,685	0.3%	369	(722)	(317)	(358)	1,280	253
Sentinel Lighting	100,161	0.1%	114	(223)	(98)	(111)	396	78
Street Lighting	1,394,217	1.2%	1,590	(3,110)	(1,364)	(1,541)	5,514	1,089
	<u>111,785,106</u>	<u>100.0%</u>	<u>127,444</u>	<u>(249,355)</u>	<u>(109,360)</u>	<u>(123,519)</u>	<u>442,102</u>	<u>87,312</u>
			-	-	-	-	-	-

¹ RSA - Power (Excluding Global Adjustment)




Name of LDC: Rideau St. Lawrence Distribution Inc.
File Number: EB-2009-0248
Effective Date: Saturday, May 01, 2010

Cost Allocation - Non-RPP kWh

Rate Class	Non-RPP kWh	% kWh	1588 ¹
Residential	5,853,577	12.7%	30,784
General Service Less Than 50 kW	2,695,823	5.8%	14,177
General Service 50 to 4,999 kW	37,674,816	81.5%	198,130
Unmetered Scattered Load	350	0.0%	2
Sentinel Lighting	12,695	0.0%	67
Street Lighting	0	0.0%	0
	46,237,261	100.0%	243,160


¹ RSVA - Power (Global Adjustment Sub-account)



Name of LDC: Rideau St. Lawrence Distribution Inc.
File Number: EB-2009-0248
Effective Date: Saturday, May 01, 2010

Cost Allocation - 1590

Rate Class	1590 Recovery Share Proportion	1590
Residential	46.7%	(44,423)
General Service Less Than 50 kW	17.4%	(16,552)
General Service 50 to 4,999 kW	34.9%	(33,198)
Unmetered Scattered Load	0.3%	(285)
Sentinel Lighting	0.1%	(95)
Street Lighting	0.6%	(571)
	100.0%	(95,124)



Name of LDC: Rideau St. Lawrence Distribution Inc.
File Number: EB-2009-0248
Effective Date: Saturday, May 01, 2010

Cost Allocation - 1595

Rate Class	1595 Recovery Share Proportion	1595
Residential	0.0%	0
General Service Less Than 50 kW	0.0%	0
General Service 50 to 4,999 kW	0.0%	0
Unmetered Scattered Load	0.0%	0
Sentinel Lighting	0.0%	0
Street Lighting	0.0%	0
	0.0%	0



Name of LDC: Rideau St. Lawrence Distribution Inc.
File Number: EB-2009-0248
Effective Date: Saturday, May 01, 2010

Calculation of Regulatory Asset Recovery Rate Rider

Rate Rider Recovery Period - Years

One

Rate Rider Effective To Date

Saturday, April 30, 2011

Rate Class	Vol Metric	Billed kWh A	Billed kW B	kWh C	Non-RPP D	1590 E	1595 F	Total G = C + D + E + F	Rate Rider kWh H = G / A (kWh) or H = G / B (kW)
Residential	kWh	44,465,236	0	34,731	30,784	(44,423)	0	21,091	0.00047
General Service Less Than 50 kW	kWh	21,119,955	0	16,496	14,177	(16,552)	0	14,122	0.00067
General Service 50 to 4,999 kW	kW	44,381,852	124,007	34,665	198,130	(33,198)	0	199,597	1.60957
Unmetered Scattered Load	kWh	323,685	0	253	2	(285)	0	(31)	(0.00009)
Sentinel Lighting	kW	100,161	278	78	67	(95)	0	50	0.17939
Street Lighting	kW	1,394,217	3,782	1,089	0	(571)	0	518	0.13703
		<u>111,785,106</u>	<u>128,067</u>	<u>87,312</u>	<u>243,160</u>	<u>(95,124)</u>	<u>0</u>	<u>235,348</u>	

Enter the above value onto Sheet
 "J2.1 DeferralAccount Rate Rider"
 of the 2010 OEB IRM2 Rate Generator
 "J2.5 DeferralAccount Rate Rider2"
 of the 2010 OEB IRM3 Rate Generator



Name of LDC: Rideau St. Lawrence Distribution Inc.
File Number: EB-2009-0248
Effective Date: Saturday, May 01, 2010

Request for Clearance of Deferral and Variance Accounts

Account Description	Account Number	Principal Amounts	Interest Amounts	Total Claim
		A	B	C = A + B
LV Variance Account	1550	(121,410)	(6,034)	(127,444)
RSVA - Wholesale Market Service Charge	1580	244,152	5,203	249,355
RSVA - Retail Transmission Network Charge	1584	102,290	7,071	109,360
RSVA - Retail Transmission Connection Charge	1586	107,116	16,402	123,519
RSVA - Power (Excluding Global Adjustment)	1588	(389,187)	(52,915)	(442,102)
RSVA - Power (Global Adjustment Sub-account)	1588	(246,991)	3,831	(243,160)
Recovery of Regulatory Asset Balances	1590	447,796	(352,672)	95,124
Disposition and recovery of Regulatory Balances Account	1595	(143,766)	379,114	235,348
Total		0	0	0

