



Ontario Energy Board

3RD Generation Incentive Regulation Model

Choose Your Utility:

Parry Sound Power Corporation
Peterborough Distribution Incorporated

Application Type: IRM3

OEB Application #: EB-2011-0193

LDC Licence #: ED-2003-0006

Application Contact Information

Name: Miles Thompson

Title: Vice President & General Manager

Phone Number: (705) 746-5866 ext. 24

Email Address: mthompson@pspower.ca

We are applying for rates effective: January 1, 2012

Please indicate the version of Microsoft Excel that you are currently using: Excel 2010

Legend

DROP-DOWN MENU

INPUT FIELD

CALCULATION FIELD

Copyright

This Workbook Model is protected by copyright and is being made available to you solely for the purpose of filing your IRM application. You may use and copy this model for that purpose, and provide a copy of this model to any person that is advising or assisting you in that regard. Except as indicated above, any copying, reproduction, publication, sale, adaptation, translation, modification, reverse engineering or other use or dissemination of this model without the express written consent of the Ontario Energy Board is prohibited. If you provide a copy of this model to a person that is advising or assisting you in preparing the application or reviewing your draft rate order, you must ensure that the person understands and agrees to the restrictions noted above.

While this model has been provided in Excel format and is required to be filed with the applications, the onus remains on



Table of Contents

1. [Info](#)
2. [Table of Contents](#)
3. [Rate Classes](#)
4. [Current Monthly Fixed Charges](#)
5. [Current Distribution Volumetric Rates](#)
6. [Current Volumetric Rate Riders](#)
7. [Current RTSR-Network Rates](#)
8. [Current RTSR-Connection Rates](#)
9. [2012 Continuity Schedule for Deferral and Variance Accounts](#)
10. [Deferral/Variance Accounts - Billing Determinants](#)
11. [Deferral/Variance Accounts - Cost Allocation](#)
12. [Deferral/Variance Accounts - Calculation of Rate Riders](#)
13. [Proposed Monthly Fixed Charges](#)
14. [Proposed Volumetric Rate Riders](#)
15. [Proposed RTSR-Network Rates](#)
16. [Proposed RTSR-Connection Rates](#)
17. [Adjustments for Revenue/Cost Ratio and GDP-IPI - X](#)
18. [Loss Factors - Current and Proposed \(if applicable\)](#)
19. [Other Charges](#)
20. [2012 Final Tariff of Rates and Charges](#)
21. [Bill Impacts](#)



Ontario Energy Board

**3RD Generation Incentive
Regulation Model**

Parry Sound Power Corporation - EB-2011-0193

For each class, please enter the base Distribution Volumetric Rates ("DVR") from your most recent Board-Approved Tariff of Rates and Charges by using the drop-down menus and input cells in columns labeled "Unit" and "Amount".

Rate Description	Unit	Amount
Residential	\$/kWh	0.01720
General Service Less Than 50 kW	\$/kWh	0.01320
General Service 50 to 4,999 kW	\$/kW	4.07760
Unmetered Scattered Load	\$/kWh	0.13010
Sentinel Lighting	\$/kW	16.13300
Street Lighting	\$/kW	13.14170

Sentinel Lighting

Low Voltage Service Rate	\$/kW	0.39160	December 31, 2012
Rate Rider for Foregone Incremental Revenue	\$/kW	1.10390	December 31, 2012

Street Lighting

Low Voltage Service Rate	\$/kW	0.36350	December 31, 2012
Rate Rider for Foregone Incremental Revenue	\$/kW	1.06180	December 31, 2012



Ontario Energy Board

3RD Generation Incentive Regulation Model

Parry Sound Power Corporation - EB-2011-0193

Please enter your RTS-Network Rates from your most recent Board-Approved Tariff of Rates and Charges by using the drop-down menus under the column labeled "Rate Description". If the description is not found in the drop-down menu, please enter the description in the green cells under the correct classes exactly as it appears on the tariff.

Rate Description	Unit	Amount
Residential		
Retail Transmission Rate – Network Service Rate	\$/kWh	0.00540
General Service Less Than 50 kW		
Retail Transmission Rate – Network Service Rate	\$/kWh	0.00490
General Service 50 to 4,999 kW		
Retail Transmission Rate – Network Service Rate	\$/kW	1.99790
Retail Transmission Rate – Network Service Rate – Interval Metered	\$/kW	2.37750
Unmetered Scattered Load		
Retail Transmission Rate – Network Service Rate	\$/kWh	0.00490
Sentinel Lighting		
Retail Transmission Rate – Network Service Rate	\$/kW	1.51440
Street Lighting		
Retail Transmission Rate – Network Service Rate	\$/kW	1.50670



Ontario Energy Board

3RD Generation Incentive Regulation Model

Parry Sound Power Corporation - EB-2011-0193

Please enter your RTS-Connection Rates from your most recent Board-Approved Tariff of Rates and Charges by using the drop-down menus under the column labeled "Rate Description". If the description is not found in the drop-down menu, please enter the description in the green cells under the correct classes exactly as it appears on the tariff.

Rate Description	Unit	Amount
Residential		
Retail Transmission Rate – Line and Transformation Connection Service Rate	\$/kWh	0.00470
General Service Less Than 50 kW		
Retail Transmission Rate – Line and Transformation Connection Service Rate	\$/kWh	0.00430
General Service 50 to 4,999 kW		
Retail Transmission Rate – Line and Transformation Connection Service Rate	\$/kW	1.70320
Retail Transmission Rate – Line and Transformation Connection Service Rate – Interval Metered	\$/kW	2.06590
Unmetered Scattered Load		
Retail Transmission Rate – Line and Transformation Connection Service Rate	\$/kWh	0.00430
Sentinel Lighting		
Retail Transmission Rate – Line and Transformation Connection Service Rate	\$/kW	1.34410
Street Lighting		
Retail Transmission Rate – Line and Transformation Connection Service Rate	\$/kW	1.31660



Parry Sound Power Corporation - EB-2011-0193

Please complete the following continuity schedule for your Group 1 Deferral / Variance Accounts, Account 1521 and Account 1562. Enter information into green cells only. Lines 51-61 contain footnotes and further instructions.

If you have received approval to dispose of balances from prior years, the starting point for entries in the 2012 DVA schedule below will be the balance sheet date as per your G/L for which you received approval. For example, if in the 2011 EDR process (CoS or IRM) you received approval for the December 31, 2009 balances, the starting point for your entries below should be the adjustment column AV for principal and column BA for interest. This will allow for the correct starting point for the 2010 opening balance columns (for both principal and interest) without requiring entries dating back to the beginning of the continuity schedule ie: Jan 1, 2005.

		2005										
Account Descriptions	Account Number	Opening Principal Amounts as of Jan-1-05	Transactions Debit / (Credit) during 2005 excluding interest and adjustments ⁵	Board-Approved Disposition during 2005	Adjustments during 2005 - other ³	Closing Principal Balance as of Dec-31-05	Opening Interest Amounts as of Jan-1-05	Interest Jan-1 to Dec-31-05	Board-Approved Disposition during 2005	Adjustments during 2005 - other ³	Closing Interest Amounts as of Dec-31-05	
Group 1 Accounts												
LV Variance Account	1550					\$ -					\$ -	
RSVA - Wholesale Market Service Charge	1580		\$ 50,611			\$ 50,611	\$ 8,458	\$ 1,679			\$ 10,137	
RSVA - Retail Transmission Network Charge	1584	-\$ 137,626	-\$ 131,940			-\$ 269,566	-\$ 11,583	-\$ 15,743			-\$ 27,326	
RSVA - Retail Transmission Connection Charge	1586	-\$ 88,897	\$ 111,712			\$ 22,814	-\$ 4,865	\$ 420			-\$ 4,445	
RSVA - Power (excluding Global Adjustment)	1588	\$ 425,144	-\$ 258,750		-\$ 10,160.31	\$ 156,234	\$ 2,185	-\$ 90,472			-\$ 88,287	
RSVA - Power - Sub-Account - Global Adjustment	1588		-\$ 35,000		\$ 10,160	-\$ 24,839		\$ 416			\$ 416	
Recovery of Regulatory Asset Balances	1590	-\$ 115,256	-\$ 187,520			-\$ 302,776	\$ 2,395	-\$ 20,267			-\$ 17,872	
Disposition and Recovery of Regulatory Balances (2008) ⁷	1595					\$ -					\$ -	
Disposition and Recovery of Regulatory Balances (2009) ⁷	1595					\$ -					\$ -	
Group 1 Sub-Total (including Account 1588 - Global Adjustment)		\$ 83,365	-\$ 450,887	\$ -	\$ -	-\$ 367,521	-\$ 3,410	-\$ 123,967	\$ -	\$ -	-\$ 127,377	
Group 1 Sub-Total (excluding Account 1588 - Global Adjustment)		\$ 83,365	-\$ 415,887	\$ -	-\$ 10,160	-\$ 342,682	-\$ 3,410	-\$ 124,383	\$ -	\$ -	-\$ 127,793	
RSVA - Power - Sub-Account - Global Adjustment	1588	\$ -	-\$ 35,000	\$ -	-\$ 10,160	-\$ 24,839	\$ -	\$ 416	\$ -	\$ -	\$ 416	
Special Purpose Charge Assessment Variance Account												
	1521											
Deferred Payments in Lieu of Taxes												
	1562											
Group 1 Total + 1521 + 1562		\$ 83,365	-\$ 450,887	\$ -	\$ -	-\$ 367,521	-\$ 3,410	-\$ 123,967	\$ -	\$ -	-\$ 127,377	
The following is not included in the total claim but are included on a memo basis:												
Board-Approved CDM Variance Account	1567											
PILs and Tax Variance for 2006 and Subsequent Years (excludes sub-account and contra account below)	1592											
PILs and Tax Variance for 2006 and Subsequent Years - Sub-Account HST/OVAT Input Tax Credits (ITCs)	1592											
PILs and Tax Variance for 2006 and Subsequent Years - Sub-Account HST/OVAT Contra Account	1592					\$ -					\$ -	
Disposition and Recovery of Regulatory Balances ⁷	1595					\$ -					\$ -	

For all Board-Approved dispositions, please ensure that the disposition amount has the same sign (e.g. debit balances are to have a positive figure and credit balance are to have a negative figure) as per the related Board decision.

¹ Applicants may wish to propose kWh as the allocator for account 1521 pending a final decision of the Board
² Provide supporting statement indicating whether due to denial of costs in 2006 EDR by the Board, 10% transition costs write-off, etc.
³ Adjustments Instructed by the Board include deferral/variance account balances moved to Account 1590 as a result of the 2006 EDR and account 1595 during the 2008 EDR and subsequent years as ordered by the Board.
⁴ Please provide explanations for the nature of the adjustments. If the adjustment relates to previously Board Approved disposed balances, please provide amounts for adjustments and include supporting documentations.
⁵ Although the Global Adjustment Account is not reported separately under 2.1.7, please provide a breakdown in rows 28 and 29.
⁶ For RSVA accounts only, report the net variance to the account during the year. For all other accounts, record the transactions during the year.
⁷ If the LDC's 2011 rate year started January 1, the projected interest is recorded from January 1, 2011 to December 31, 2011 on the December 31, 2010 balance adjusted for the disposed balances approved by the Board in the 2011 rate decision. If the LDC's 2011 rate year started May 1, the projected interest is recorded from January 1, 2011 to April 30, 2011 on the December 31, 2010 balance. The projected interest is recorded from May 1, 2011 to April 30, 2012 on the December 31, 2010 balance adjusted for the disposed balances approved by the Board in the 2011 rate decision.
⁸ Include Account 1595 as part of Group 1 accounts (line 31) for review and disposition if the recovery (or refund) period has been completed, and the audited financial statements support the underlying residual balance in account 1595. If the recovery (or refund) period has not been completed, include the balances in Account 1595 on a memo basis only (line 49).



Or
3RD
1

Parry Sound Power Corporation - EB-2011-0193

Please complete the following continuity schedule for your Group 1 Deferral / Variance Accounts, Account 1521 and notes and further instructions.

You have received approval to dispose of balances from prior years, the starting point for entries in the 2012 Disposition column AV for principal and column BA for interest. This will allow for the correct starting point for entries dating back to the beginning of the continuity schedule i.e. Jan 1, 2005.

		2006										
Account Descriptions	Account Number	Opening Principal Amounts as of Jan-1-06	Transactions Debit / (Credit) during 2006 excluding interest and adjustments ⁵	Board-Approved Disposition during 2006 ^{2, 2A}	Adjustments during 2006 - other ³	Closing Principal Balance as of Dec-31-06	Opening Interest Amounts as of Jan-1-06	Interest Jan-1 to Dec-31-06	Board-Approved Disposition during 2006 ^{2, 2A}	Adjustments during 2006 - other ³	Closing Interest Amounts as of Dec-31-06	
Group 1 Accounts												
LV Variance Account	1550	\$ -	\$ 31,833			\$ 31,833	\$ -	\$ 334			\$ 334	
RSVA - Wholesale Market Service Charge	1580	\$ 50,611	-\$ 85,513	\$ 66,708	-\$	101,610	\$ 10,137	\$ 859	\$ 14,906	-\$	3,910	
RSVA - Retail Transmission Network Charge	1584	-\$ 269,566	-\$ 40,092	-\$ 179,171	-\$	130,486	-\$ 27,326	-\$ 8,451	-\$ 26,279	-\$	9,499	
RSVA - Retail Transmission Connection Charge	1586	\$ 22,814	-\$ 29,061	\$ 64,705	-\$	70,951	-\$ 4,445	\$ 3,779	-\$ 7,104	-\$	6,438	
RSVA - Power (excluding Global Adjustment)	1588	\$ 156,234	-\$ 54,892	\$ 425,144	-\$	323,802	-\$ 88,287	-\$ 39,920			128,206	
RSVA - Power - Sub-Account - Global Adjustment	1588	-\$ 24,839	\$ 273,793			248,954	\$ 416	\$ 3,052			3,468	
Recovery of Regulatory Asset Balances	1590	-\$ 302,776	-\$ 131,765	-\$ 639,140		204,599	-\$ 17,872	-\$ 1,486			19,358	
Disposition and Recovery of Regulatory Balances (2008) ⁷	1595	\$ -				\$ -	\$ -				\$ -	
Disposition and Recovery of Regulatory Balances (2009) ⁷	1595	\$ -				\$ -	\$ -				\$ -	
Group 1 Sub-Total (including Account 1588 - Global Adjustment)		-\$ 367,521	-\$ 35,696	-\$ 261,753	\$ -	141,464	-\$ 127,377	-\$ 41,833	-\$ 18,477	\$ -	150,733	
Group 1 Sub-Total (excluding Account 1588 - Global Adjustment)		-\$ 342,682	-\$ 309,489	-\$ 261,753	\$ -	390,418	-\$ 127,793	-\$ 44,885	-\$ 18,477	\$ -	154,202	
RSVA - Power - Sub-Account - Global Adjustment	1588	-\$ 24,839	\$ 273,793			248,954	\$ 416	\$ 3,052			3,468	
Special Purpose Charge Assessment Variance Account	1521											
Deferred Payments in Lieu of Taxes	1562										\$ -	
Group 1 Total + 1521 + 1562		-\$ 367,521	-\$ 35,696	-\$ 261,753	\$ -	141,464	-\$ 127,377	-\$ 41,833	-\$ 18,477	\$ -	150,733	
The following is not included in the total claim but are included on a memo basis:												
Board-Approved CDM Variance Account	1567											
PILs and Tax Variance for 2006 and Subsequent Years (excludes sub-account and contra account below)	1592											
PILs and Tax Variance for 2006 and Subsequent Years - Sub-Account HST/OVAT Input Tax Credits (ITCs)	1592											
PILs and Tax Variance for 2006 and Subsequent Years - Sub-Account HST/OVAT Contra Account	1592	\$ -				\$ -	\$ -				\$ -	
Disposition and Recovery of Regulatory Balances ⁷	1595	\$ -				\$ -	\$ -				\$ -	

For all Board-Approved dispositions, please ensure that the disposition amount has the same sign (e.g. negative figure) as per the related Board decision.

Applicants may wish to propose kWh as the allocator for account 1521 pending a final decision of the Board. Provide supporting statement indicating whether due to denial of costs in 2006 EDR by the Board, 10% transition costs var Adjustments Instructed by the Board include deferral/variance account balances moved to Account 1590 as a result of the Please provide explanations for the nature of the adjustments. If the adjustment relates to previously Board Approved disp Although the Global Adjustment Account is not reported separately under 2.1.7, please provide a breakdown in rows 28 and For RSVA accounts only, report the net variance to the account during the year. For all other accounts, record the transac If the LDC's 2011 rate year started January 1, the projected interest is recorded from January 1, 2011 to December 31, 20 Board in the 2011 rate decision. If the LDC's 2011 rate year started May 1, the projected interest is recorded from Januar recorded from May 1, 2011 to April 30, 2012 on the December 31, 2010 balance adjusted for the disposed balances apprc Include Account 1595 as part of Group 1 accounts (line 31) for review and disposition if the recovery (or refund) period has support the underlying residual balance in account 1595. If the recovery (or refund) period has not been completed, includ



Or
3RD
1

Parry Sound Power Corporation - EB-2011-0193

Please complete the following continuity schedule for your Group 1 Deferral / Variance Accounts, Account 1521, and other accounts. Refer to the attached notes and further instructions.

You have received approval to dispose of balances from prior years, the starting point for entries in the 2012 DR is the 2011 rate year. For example, if in the 2011 EDR process (CoS or IRM) you received approval for the December 31, 2011 adjustment column AV for principal and column BA for interest. This will allow for the correct starting point for entries dating back to the beginning of the continuity schedule i.e. Jan 1, 2005.

		2007									
Account Descriptions	Account Number	Opening Principal Amounts as of Jan-1-07	Transactions Debit / (Credit) during 2007 excluding interest and adjustments ⁵	Board-Approved Disposition during 2007	Adjustments during 2007 - other ³	Closing Principal Balance as of Dec-31-07	Opening Interest Amounts as of Jan-1-07	Interest Jan-1 to Dec-31-07	Board-Approved Disposition during 2007	Adjustments during 2007 - other ³	Closing Interest Amounts as of Dec-31-07
Group 1 Accounts											
LV Variance Account	1550	\$ 31,833	\$ 122,654			\$ 154,487	\$ 334	\$ 3,842			\$ 4,175
RSVA - Wholesale Market Service Charge	1580	-\$ 101,610	-\$ 136,723			-\$ 238,333	-\$ 3,910	-\$ 5,553			-\$ 9,464
RSVA - Retail Transmission Network Charge	1584	-\$ 130,486	-\$ 15,909			-\$ 146,395	-\$ 9,499	-\$ 2,872			-\$ 12,371
RSVA - Retail Transmission Connection Charge	1586	-\$ 70,951	-\$ 36,720			-\$ 107,671	-\$ 6,438	-\$ 1,448			-\$ 4,991
RSVA - Power (excluding Global Adjustment)	1588	-\$ 323,802	-\$ 53,473			-\$ 377,275	-\$ 128,206	-\$ 3,453			-\$ 124,753
RSVA - Power - Sub-Account - Global Adjustment	1588	\$ 248,954	\$ 187,024			\$ 435,978	\$ 3,468	\$ 12,201			\$ 15,669
Recovery of Regulatory Asset Balances	1590	\$ 204,599	-\$ 99,979			\$ 104,620	-\$ 19,358	\$ 6,887			-\$ 12,472
Disposition and Recovery of Regulatory Balances (2008) ⁷	1595	\$ -				\$ -					\$ -
Disposition and Recovery of Regulatory Balances (2009) ⁷	1595	\$ -				\$ -					\$ -
Group 1 Sub-Total (including Account 1588 - Global Adjustment)		-\$ 141,464	\$ 33,125	\$ -	\$ -	-\$ 174,588	-\$ 150,733	\$ 16,509	\$ -	\$ -	-\$ 134,225
Group 1 Sub-Total (excluding Account 1588 - Global Adjustment)		-\$ 390,418	-\$ 220,149	\$ -	\$ -	-\$ 610,566	-\$ 154,202	\$ 4,308	\$ -	\$ -	-\$ 149,894
RSVA - Power - Sub-Account - Global Adjustment	1588	\$ 248,954	\$ 187,024	\$ -	\$ -	\$ 435,978	\$ 3,468	\$ 12,201	\$ -	\$ -	\$ 15,669
Special Purpose Charge Assessment Variance Account	1521										
Deferred Payments in Lieu of Taxes	1562	\$ -				\$ -	\$ -				\$ -
Group 1 Total + 1521 + 1562		-\$ 141,464	\$ 33,125	\$ -	\$ -	-\$ 174,588	-\$ 150,733	\$ 16,509	\$ -	\$ -	-\$ 134,225
The following is not included in the total claim but are included on a memo basis:											
Board-Approved CDM Variance Account	1567										
PILs and Tax Variance for 2006 and Subsequent Years (excludes sub-account and contra account below)	1592										
PILs and Tax Variance for 2006 and Subsequent Years - Sub-Account HST/OVAT Input Tax Credits (ITCs)	1592										
PILs and Tax Variance for 2006 and Subsequent Years - Sub-Account HST/OVAT Contra Account	1592	\$ -				\$ -	\$ -				\$ -
Disposition and Recovery of Regulatory Balances ⁷	1595	\$ -				\$ -	\$ -				\$ -

For all Board-Approved dispositions, please ensure that the disposition amount has the same sign (e.g. negative figure) as per the related Board decision.

Applicants may wish to propose kWh as the allocator for account 1521 pending a final decision of the Board. Provide supporting statement indicating whether due to denial of costs in 2006 EDR by the Board, 10% transition costs were Adjustments Instructed by the Board include deferral/variance account balances moved to Account 1590 as a result of the Board's decision. Please provide explanations for the nature of the adjustments. If the adjustment relates to previously Board Approved dispositions, please provide a breakdown in rows 28 and 29. Although the Global Adjustment Account is not reported separately under 2.1.7, please provide a breakdown in rows 28 and 29. For RSVA accounts only, report the net variance to the account during the year. For all other accounts, record the transaction in the LDC's 2011 rate year started January 1, the projected interest is recorded from January 1, 2011 to December 31, 2011. If the LDC's 2011 rate year started May 1, the projected interest is recorded from January 1, 2011 to April 30, 2012 on the December 31, 2010 balance adjusted for the disposed balances appropriate. Include Account 1595 as part of Group 1 accounts (line 31) for review and disposition if the recovery (or refund) period has not been completed, include the underlying residual balance in account 1595. If the recovery (or refund) period has not been completed, include



Or
3RD
1

Parry Sound Power Corporation - EB-2011-0193

Please complete the following continuity schedule for your Group 1 Deferral / Variance Accounts, Account 1521, footnotes and further instructions.

You have received approval to dispose of balances from prior years, the starting point for entries in the 2012 DED is the December 31, 2011 rate year. For example, if in the 2011 EDR process (CoS or IRM) you received approval for the December 31, 2011 rate year, you should use the December 31, 2011 rate year for the correct starting point for the entries dating back to the beginning of the continuity schedule i.e. Jan 1, 2005.

		2008										
Account Descriptions	Account Number	Opening Principal Amounts as of Jan-1-08	Transactions Debit / (Credit) during 2008 excluding interest and adjustments ⁵	Board-Approved Disposition during 2008	Adjustments during 2008 - other ⁷	Closing Principal Balance as of Dec-31-08	Opening Interest Amounts as of Jan-1-08	Interest Jan-1 to Dec-31-08	Board-Approved Disposition during 2008	Adjustments during 2008 - other ³	Closing Interest Amounts as of Dec-31-08	
Group 1 Accounts												
LV Variance Account	1550	\$ 154,487	\$ 24,011			\$ 178,499	\$ 4,175	\$ 7,040			\$ 11,215	
RSVA - Wholesale Market Service Charge	1580	-\$ 238,333	-\$ 84,602			-\$ 322,935	-\$ 9,464	-\$ 6,602			-\$ 16,065	
RSVA - Retail Transmission Network Charge	1584	-\$ 146,395	-\$ 1,945			-\$ 148,340	-\$ 12,371	-\$ 4,191			-\$ 16,562	
RSVA - Retail Transmission Connection Charge	1586	-\$ 107,671	-\$ 36,801			-\$ 144,472	-\$ 4,991	-\$ 2,988			-\$ 2,002	
RSVA - Power (excluding Global Adjustment)	1588	-\$ 377,275	-\$ 288,260			-\$ 665,535	-\$ 124,753	-\$ 19,479			-\$ 105,274	
RSVA - Power - Sub-Account - Global Adjustment	1588	\$ 435,978	\$ 384,167			\$ 820,145	\$ 15,669	\$ 22,550			\$ 38,220	
Recovery of Regulatory Asset Balances	1590	\$ 104,620	-\$ 53,238			\$ 51,382	-\$ 12,472	\$ 2,693			-\$ 9,779	
Disposition and Recovery of Regulatory Balances (2008) ⁷	1595	\$ -				\$ -					\$ -	
Disposition and Recovery of Regulatory Balances (2009) ⁷	1595	\$ -				\$ -					\$ -	
Group 1 Sub-Total (including Account 1588 - Global Adjustment)		-\$ 174,588	-\$ 56,667	\$ -	\$ -	-\$ 231,255	-\$ 134,225	\$ 37,981	\$ -	\$ -	-\$ 96,243	
Group 1 Sub-Total (excluding Account 1588 - Global Adjustment)		-\$ 610,566	-\$ 440,834	\$ -	\$ -	-\$ 1,051,401	-\$ 149,894	\$ 15,431	\$ -	\$ -	-\$ 134,463	
RSVA - Power - Sub-Account - Global Adjustment	1588	\$ 435,978	\$ 384,167	\$ -	\$ -	\$ 820,145	\$ 15,669	\$ 22,550	\$ -	\$ -	\$ 38,220	
Special Purpose Charge Assessment Variance Account	1521											
Deferred Payments in Lieu of Taxes	1562	\$ -				\$ -	\$ -				\$ -	
Group 1 Total + 1521 + 1562		-\$ 174,588	-\$ 56,667	\$ -	\$ -	-\$ 231,255	-\$ 134,225	\$ 37,981	\$ -	\$ -	-\$ 96,243	
The following is not included in the total claim but are included on a memo basis:												
Board-Approved CDM Variance Account	1567											
PILs and Tax Variance for 2006 and Subsequent Years (excludes sub-account and contra account below)	1592											
PILs and Tax Variance for 2006 and Subsequent Years - Sub-Account HST/OVAT Input Tax Credits (ITCs)	1592											
PILs and Tax Variance for 2006 and Subsequent Years - Sub-Account HST/OVAT Contra Account	1592	\$ -				\$ -	\$ -				\$ -	
Disposition and Recovery of Regulatory Balances ⁷	1595	\$ -				\$ -	\$ -				\$ -	

For all Board-Approved dispositions, please ensure that the disposition amount has the same sign (e.g. negative figure) as per the related Board decision.

Applicants may wish to propose kWh as the allocator for account 1521 pending a final decision of the Board. Provide supporting statement indicating whether due to denial of costs in 2006 EDR by the Board, 10% transition costs var Adjustments Instructed by the Board include deferral/variance account balances moved to Account 1590 as a result of the Board's decision. Please provide explanations for the nature of the adjustments. If the adjustment relates to previously Board Approved disp Although the Global Adjustment Account is not reported separately under 2.1.7, please provide a breakdown in rows 28 and 29. For RSVA accounts only, report the net variance to the account during the year. For all other accounts, record the transaction in the LDC's 2011 rate year started January 1, the projected interest is recorded from January 1, 2011 to December 31, 2011. If the LDC's 2011 rate year started May 1, the projected interest is recorded from January 1, 2011 to April 30, 2012 on the December 31, 2010 balance adjusted for the disposed balances appropriate. Include Account 1595 as part of Group 1 accounts (line 31) for review and disposition if the recovery (or refund) period has support the underlying residual balance in account 1595. If the recovery (or refund) period has not been completed, include



Or
3RD
1

Parry Sound Power Corporation - EB-2011-0193

Please complete the following continuity schedule for your Group 1 Deferral / Variance Accounts, Account 1521, footnotes and further instructions.

You have received approval to dispose of balances from prior years, the starting point for entries in the 2012 D is received approval. For example, if in the 2011 EDR process (CoS or IRM) you received approval for the December adjustment column AV for principal and column BA for interest. This will allow for the correct starting point for entries dating back to the beginning of the continuity schedule i.e. Jan 1, 2005.

		2009										
Account Descriptions	Account Number	Opening Principal Amounts as of Jan-1-09	Transactions Debit / (Credit) during 2009 excluding interest and adjustments ⁵	Board-Approved Disposition during 2009	Adjustments during 2009 - other ⁷	Closing Principal Balance as of Dec-31-09	Opening Interest Amounts as of Jan-1-09	Interest Jan-1 to Dec-31-09	Board-Approved Disposition during 2009	Adjustments during 2009 - other ³	Closing Interest Amounts as of Dec-31-09	
Group 1 Accounts												
LV Variance Account	1550	\$ 178,499	-\$ 1,312			\$ 177,186	\$ 11,215	\$ 2,024			\$ 13,239	
RSVA - Wholesale Market Service Charge	1580	-\$ 322,935	-\$ 35,472			-\$ 358,407	-\$ 16,065	-\$ 3,740			-\$ 19,805	
RSVA - Retail Transmission Network Charge	1584	-\$ 148,340	-\$ 16,523			-\$ 164,863	-\$ 16,562	-\$ 1,801			-\$ 18,363	
RSVA - Retail Transmission Connection Charge	1586	-\$ 144,472	-\$ 36,063			-\$ 180,534	\$ 2,002	-\$ 1,885			\$ 118	
RSVA - Power (excluding Global Adjustment)	1588	-\$ 665,535	\$ 866,078			\$ 200,543	-\$ 105,274	-\$ 5,912			\$ 111,186	
RSVA - Power - Sub-Account - Global Adjustment	1588	\$ 820,145	-\$ 218,765			\$ 601,380	\$ 38,220	\$ 6,777			\$ 44,997	
Recovery of Regulatory Asset Balances	1590	\$ 51,382	\$ 20			\$ 51,402	-\$ 9,779	\$ 585			-\$ 9,194	
Disposition and Recovery of Regulatory Balances (2008) ⁷	1595	\$ -				\$ -					\$ -	
Disposition and Recovery of Regulatory Balances (2009) ⁷	1595	\$ -				\$ -					\$ -	
Group 1 Sub-Total (including Account 1588 - Global Adjustment)		-\$ 231,255	\$ 557,963	\$ -	\$ -	\$ 326,707	-\$ 96,243	-\$ 3,951	\$ -	\$ -	-\$ 100,195	
Group 1 Sub-Total (excluding Account 1588 - Global Adjustment)		-\$ 1,051,401	\$ 776,728	\$ -	\$ -	-\$ 274,673	-\$ 134,463	-\$ 10,729	\$ -	\$ -	-\$ 145,192	
RSVA - Power - Sub-Account - Global Adjustment	1588	\$ 820,145	-\$ 218,765	\$ -	\$ -	\$ 601,380	\$ 38,220	\$ 6,777	\$ -	\$ -	\$ 44,997	
Special Purpose Charge Assessment Variance Account	1521											
Deferred Payments in Lieu of Taxes	1562	\$ -				\$ -					\$ -	
Group 1 Total + 1521 + 1562		-\$ 231,255	\$ 557,963	\$ -	\$ -	\$ 326,707	-\$ 96,243	-\$ 3,951	\$ -	\$ -	-\$ 100,195	
The following is not included in the total claim but are included on a memo basis:												
Board-Approved CDM Variance Account	1567											
PILs and Tax Variance for 2006 and Subsequent Years (excludes sub-account and contra account below)	1592											
PILs and Tax Variance for 2006 and Subsequent Years - Sub-Account HST/OVAT Input Tax Credits (ITCs)	1592											
PILs and Tax Variance for 2006 and Subsequent Years - Sub-Account HST/OVAT Contra Account	1592	\$ -				\$ -					\$ -	
Disposition and Recovery of Regulatory Balances ⁷	1595	\$ -				\$ -					\$ -	

For all Board-Approved dispositions, please ensure that the disposition amount has the same sign (e.g. negative figure) as per the related Board decision.

Applicants may wish to propose kWh as the allocator for account 1521 pending a final decision of the Board. Provide supporting statement indicating whether due to denial of costs in 2006 EDR by the Board, 10% transition costs were Adjustments Instructed by the Board include deferral/variance account balances moved to Account 1590 as a result of the Board's decision. Please provide explanations for the nature of the adjustments. If the adjustment relates to previously Board Approved disposition, although the Global Adjustment Account is not reported separately under 2.1.7, please provide a breakdown in rows 28 and 29. For RSVA accounts only, report the net variance to the account during the year. For all other accounts, record the transaction in the LDC's 2011 rate year started January 1, the projected interest is recorded from January 1, 2011 to December 31, 2011. If the LDC's 2011 rate year started May 1, the projected interest is recorded from January 1, 2011 to April 30, 2012 on the December 31, 2010 balance adjusted for the disposed balances appropriate. Include Account 1595 as part of Group 1 accounts (line 31) for review and disposition if the recovery (or refund) period has not been completed, include support the underlying residual balance in account 1595. If the recovery (or refund) period has not been completed, include



Or
3RD
1

Parry Sound Power Corporation - EB-2011-0193

Please complete the following continuity schedule for your Group 1 Deferral / Variance Accounts, Account 1521, and other accounts. Refer to the notes and further instructions.

You have received approval to dispose of balances from prior years, the starting point for entries in the 2012 Deferral / Variance Accounts is the 2011 Board Approved approval. For example, if in the 2011 EDR process (CoS or IRM) you received approval for the December 31, 2010 adjustment column AV for principal and column BA for interest. This will allow for the correct starting point for entries dating back to the beginning of the continuity schedule i.e. Jan 1, 2005.

		2010													
Account Descriptions	Account Number	Opening Principal Amounts as of Jan-1-10	Transactions Debit / (Credit) during 2010 excluding interest and adjustments ⁵	Board-Approved Disposition during 2010	Other ³ Adjustments during Q1 2010	Other ³ Adjustments during Q2 2010	Other ³ Adjustments during Q3 2010	Other ³ Adjustments during Q4 2010	Closing Principal Balance as of Dec-31-10	Opening Interest Amounts as of Jan-1-10	Interest Jan-1 to Dec-31-10	Board-Approved Disposition during 2010	Adjustments during 2010 - other ³	Closing Interest Amounts as of Dec-31-10	
Group 1 Accounts															
LV Variance Account	1550	\$ 177,186	\$ 9,151	\$ 178,498					\$ 7,839	\$ 13,239	\$ 288	\$ 13,557		\$ -	30
RSVA - Wholesale Market Service Charge	1580	-\$ 358,407	-\$ 103,575	-\$ 322,935					-\$ 139,047	-\$ 19,805	-\$ 1,441	-\$ 28,759		\$ 7,513	
RSVA - Retail Transmission Network Charge	1584	-\$ 164,863	-\$ 3,653	-\$ 148,340					-\$ 20,176	-\$ 18,363	-\$ 541	-\$ 18,507		-\$ 397	
RSVA - Retail Transmission Connection Charge	1586	-\$ 180,534	-\$ 44,584	-\$ 144,472					-\$ 80,647	-\$ 118	-\$ 958	-\$ 107		-\$ 948	
RSVA - Power (excluding Global Adjustment)	1588	\$ 200,543	-\$ 448,034	-\$ 161,974					-\$ 85,517	\$ 111,186	-\$ 3,520	-\$ 107,399		-\$ 7,307	
RSVA - Power - Sub-Account - Global Adjustment	1588	\$ 601,380	\$ 294,088	\$ 465,237					\$ 430,232	\$ 44,997	\$ 6,728	\$ 44,322		\$ 7,403	
Recovery of Regulatory Asset Balances	1590	\$ 51,402		\$ 51,382					\$ 20	-\$ 9,194	\$ 94	-\$ 9,104		\$ 4	
Disposition and Recovery of Regulatory Balances (2008) ⁷	1595	\$ -							\$ -	\$ -				\$ -	
Disposition and Recovery of Regulatory Balances (2009) ⁷	1595	\$ -							\$ -	\$ -				\$ -	
Group 1 Sub-Total (including Account 1588 - Global Adjustment)		\$ 326,707	-\$ 296,607	-\$ 82,604	\$ -	\$ -	\$ -	\$ -	\$ 112,704	-\$ 100,195	\$ 651	-\$ 105,783	\$ -	\$ 6,239	
Group 1 Sub-Total (excluding Account 1588 - Global Adjustment)		-\$ 274,673	-\$ 590,696	-\$ 547,841	\$ -	\$ -	\$ -	\$ -	-\$ 317,527	-\$ 145,192	-\$ 6,078	-\$ 150,105	\$ -	-\$ 1,164	
RSVA - Power - Sub-Account - Global Adjustment	1588	\$ 601,380	\$ 294,088	\$ 465,237	\$ -	\$ -	\$ -	\$ -	\$ 430,232	\$ 44,997	\$ 6,728	\$ 44,322	\$ -	\$ 7,403	
Special Purpose Charge Assessment Variance Account	1521								\$ -					\$ -	
Deferred Payments in Lieu of Taxes	1562	\$ -							\$ -	\$ -				\$ -	
Group 1 Total + 1521 + 1562		\$ 326,707	-\$ 296,607	-\$ 82,604	\$ -	\$ -	\$ -	\$ -	\$ 112,704	-\$ 100,195	\$ 651	-\$ 105,783	\$ -	\$ 6,239	
The following is not included in the total claim but are included on a memo basis:															
Board-Approved CDM Variance Account	1567								\$ -	\$ -				\$ -	
PILs and Tax Variance for 2006 and Subsequent Years (excludes sub-account and contra account below)	1592								\$ -	\$ -				\$ -	
PILs and Tax Variance for 2006 and Subsequent Years - Sub-Account HST/OVAT Input Tax Credits (ITCs)	1592								\$ -	\$ -				\$ -	
PILs and Tax Variance for 2006 and Subsequent Years - Sub-Account HST/OVAT Contra Account	1592	\$ -							\$ -	\$ -				\$ -	
Disposition and Recovery of Regulatory Balances ⁷	1595	\$ -							\$ -	\$ -				\$ -	

For all Board-Approved dispositions, please ensure that the disposition amount has the same sign (e.g. negative figure) as per the related Board decision.

Applicants may wish to propose kWh as the allocator for account 1521 pending a final decision of the Board. Provide supporting statement indicating whether due to denial of costs in 2006 EDR by the Board, 10% transition costs var Adjustments Instructed by the Board include deferral/variance account balances moved to Account 1590 as a result of the Board's decision. Please provide explanations for the nature of the adjustments. If the adjustment relates to previously Board Approved Dispositions, although the Global Adjustment Account is not reported separately under 2.1.7, please provide a breakdown in rows 28 and 29. For RSVA accounts only, report the net variance to the account during the year. For all other accounts, record the transaction in the LDC's 2011 rate year started January 1, the projected interest is recorded from January 1, 2011 to December 31, 2011 on the Board's 2011 rate decision. If the LDC's 2011 rate year started May 1, the projected interest is recorded from January 1, 2011 to April 30, 2012 on the December 31, 2010 balance adjusted for the disposed balances appropriate. Include Account 1595 as part of Group 1 accounts (line 31) for review and disposition if the recovery (or refund) period has not been completed, include support the underlying residual balance in account 1595. If the recovery (or refund) period has not been completed, include



3RD
1

Parry Sound Power Corporation - EB-2011-0193

Please complete the following continuity schedule for your Group 1 Deferral / Variance Accounts, Account 1521 and 1562. For further instructions, please refer to the attached notes and further instructions.

You have received approval to dispose of balances from prior years, the starting point for entries in the 2012 Disposition column is the date of the Board's approval. For example, if in the 2011 EDR process (CoS or IRM) you received approval for the December 31, 2011 adjustment column AV for principal and column BA for interest. This will allow for the correct starting point for entries dating back to the beginning of the continuity schedule i.e. Jan 1, 2005.

Account Descriptions	Account Number	2011				Projected Interest on Dec-31-10 Balances			2.1.7 RRR	Variance RRR vs. 2010 Balance (Principal + Interest)
		Principal Disposition during 2011 - instructed by Board	Interest Disposition during 2011 - instructed by Board	Closing Principal Balances as of Dec 31-10 Adjusted for Dispositions during 2011	Closing Interest Balances as of Dec 31-10 Adjusted during 2011 Disposition	Projected Interest from Jan 1, 2011 to December 31, 2011 on Dec 31 -10 balance adjusted for disposition during 2011 ⁵	Projected Interest from January 1, 2012 to April 30, 2012 on Dec 31 -10 balance adjusted for disposition during 2011 ^{6,7}	Total Claim	As of Dec 31-10 ⁴	
Group 1 Accounts										
LV Variance Account	1550			\$ 7,839	\$ -	\$ 115	\$ -	\$ 7,925	\$ 7,810	\$ -
RSVA - Wholesale Market Service Charge	1580			\$ -	\$ 139,047	\$ -	\$ 2,044	\$ -	\$ 133,577	\$ -
RSVA - Retail Transmission Network Charge	1584			\$ -	\$ 20,176	\$ -	\$ 397	\$ -	\$ 20,870	\$ -
RSVA - Retail Transmission Connection Charge	1586			\$ -	\$ 80,647	\$ -	\$ 948	\$ -	\$ 82,780	\$ -
RSVA - Power (excluding Global Adjustment)	1588			\$ -	\$ 85,517	\$ -	\$ 7,307	\$ -	\$ 94,082	\$ -
RSVA - Power - Sub-Account - Global Adjustment	1588			\$ -	\$ 430,232	\$ -	\$ 7,403	\$ -	\$ 443,959	\$ -
Recovery of Regulatory Asset Balances	1590			\$ 20	\$ -	\$ 4	\$ -	\$ 24	\$ -	\$ 24
Disposition and Recovery of Regulatory Balances (2008) ⁷	1595			\$ -	\$ -	\$ -	\$ -	\$ -	\$ -	\$ -
Disposition and Recovery of Regulatory Balances (2009) ⁷	1595			\$ -	\$ -	\$ -	\$ -	\$ -	\$ -	\$ -
Group 1 Sub-Total (including Account 1588 - Global Adjustment)		\$ -	\$ -	\$ 112,704	\$ 6,239	\$ 1,657	\$ -	\$ 120,600	\$ 118,941	\$ 3
Group 1 Sub-Total (excluding Account 1588 - Global Adjustment)		\$ -	\$ -	\$ 317,527	\$ 1,164	\$ 4,668	\$ -	\$ 323,359	\$ 318,693	\$ 1
RSVA - Power - Sub-Account - Global Adjustment	1588	\$ -	\$ -	\$ 430,232	\$ 7,403	\$ 6,324	\$ -	\$ 443,959	\$ 437,634	\$ 1
Special Purpose Charge Assessment Variance Account	1521									
Deferred Payments in Lieu of Taxes	1562			\$ -	\$ -					
Group 1 Total + 1521 + 1562		\$ -	\$ -	\$ 112,704	\$ 6,239	\$ 1,657	\$ -	\$ 120,600	\$ 118,941	\$ 3
The following is not included in the total claim but are included on a memo basis:										
Board-Approved CDM Variance Account	1567							\$ -		\$ -
PILs and Tax Variance for 2006 and Subsequent Years (excludes sub-account and contra account below)	1592							\$ -		\$ -
PILs and Tax Variance for 2006 and Subsequent Years - Sub-Account HST/OVAT Input Tax Credits (ITCs)	1592							\$ -		\$ -
PILs and Tax Variance for 2006 and Subsequent Years - Sub-Account HST/OVAT Contra Account	1592							\$ -		\$ -
Disposition and Recovery of Regulatory Balances ⁷	1595							\$ -		\$ -

For all Board-Approved dispositions, please ensure that the disposition amount has the same sign (e.g. negative figure) as per the related Board decision.

Applicants may wish to propose kWh as the allocator for account 1521 pending a final decision of the Board. Provide supporting statement indicating whether due to denial of costs in 2006 EDR by the Board, 10% transition costs var Adjustments Instructed by the Board include deferral/variance account balances moved to Account 1590 as a result of the Board's decision. Please provide explanations for the nature of the adjustments. If the adjustment relates to previously Board Approved disp Although the Global Adjustment Account is not reported separately under 2.1.7, please provide a breakdown in rows 28 and 29. For RSVA accounts only, report the net variance to the account during the year. For all other accounts, record the transaction in the LDC's 2011 rate year started January 1, the projected interest is recorded from January 1, 2011 to December 31, 2011. If the LDC's 2011 rate year started May 1, the projected interest is recorded from January 1, 2011 to April 30, 2012 on the December 31, 2010 balance adjusted for the disposed balances approved. Include Account 1595 as part of Group 1 accounts (line 31) for review and disposition if the recovery (or refund) period has support the underlying residual balance in account 1595. If the recovery (or refund) period has not been completed, include



Ontario Energy Board

**3RD Generation Incentive
Regulation Model**

Parry Sound Power Corporation - EB-2011-0193

In the green shaded cells, enter the most recent Board Approved volumetric forecast. If there is a material difference between the latest Board-approved volumetric forecast and the

Rate Class	Unit	Metered kWh	Metered kW	Billed kWh for Non-RPP Customers	Estimated kW for Non-RPP Customers	Distribution Revenue ¹	1590 Recovery Share Proportion*	1595 Recovery Share Proportion (2008) ²	1595 Recovery Share Proportion (2009) ²
Residential	\$/kWh	33,427,924		4,753,534	-	1,448,593	48%		
General Service Less Than 50 kW	\$/kWh	16,733,379		2,442,007	-	462,189	19%		
General Service 50 to 4,999 kW	\$/kW	37,802,659	97,727	32,577,429	84,219	643,861	32%		
Unmetered Scattered Load	\$/kWh	58,750		16,008	-	13,438	0%		
Sentinel Lighting	\$/kW	12,745	36	-	-	1,399	0%		
Street Lighting	\$/kW	867,846	2,421	938,016	2,617	47,243	1%		
Total		88,903,303	100,184	40,726,994	86,836	2,616,723	100%	0%	0%

Total Claim (including Accounts 1521 and 1562)	\$	120,600
---	----	---------

Total Claim for Threshold Test (All Group 1 Accounts)	\$	120,600
--	----	---------

Threshold Test ³ (Total Claim per kWh)		0.00136
--	--	---------

¹ For Account 1562, the allocation to customer classes should be performed on the basis of the test year distribution revenue allocation to customer classes found in the Applicant's Cost of Service application that was most recently approved at the time of disposition of the 1562 account balance.

² Residual Account balance to be allocated to rate classes in proportion to the recovery share as established when rate riders were implemented.

³ The Threshold Test does not include the amount in 1521 nor 1562.



**Deferral/Variance Account
Work Form**

Parry Sound Power Corporation - EB-2011-0193

No input required. This worksheet allocates the deferral/variance account balances (Group 1, 1521, 1588 GA and 1562) to the appropriate classes.

Allocation of Group 1 Accounts (Excluding Account 1588 - Global Adjustment)

Rate Class	Units	Billed kWh	% kWh	1550	1580	1584	1586	1588*	1590	1595 (2008)	1595 (2009)	1521	Total
Residential	\$/kWh	33,427,924	37.60%	2,980	(50,226)	(7,847)	(31,125)	(35,375)	12	0	0	0	(121,582)
General Service Less Than 50 kW	\$/kWh	16,733,379	18.82%	1,492	(25,142)	(3,928)	(15,581)	(17,708)	5	0	0	0	(60,863)
General Service 50 to 4,999 kW	\$/kW	37,802,659	42.52%	3,370	(56,799)	(8,874)	(35,199)	(40,005)	8	0	0	0	(137,498)
Unmetered Scattered Load	\$/kWh	58,750	0.07%	5	(88)	(14)	(55)	(62)	0	0	0	0	(214)
Sentinel Lighting	\$/kW	12,745	0.01%	1	(19)	(3)	(12)	(13)	0	0	0	0	(46)
Street Lighting	\$/kW	867,846	0.98%	77	(1,304)	(204)	(808)	(918)	0	0	0	0	(3,157)
Total		88,903,303	100.00%	7,925	(133,577)	(20,870)	(82,780)	(94,082)	24	0	0	0	(323,359)

* RSVA - Power (Excluding Global Adjustment)

1588 RSVA - Power (Global Adjustment Sub-Account)

Rate Class	non-RPP kWh	% kWh	1588
Residential	4,753,534	11.67%	51,818
General Service Less Than 50 kW	2,442,007	6.00%	26,620
General Service 50 to 4,999 kW	32,577,429	79.99%	355,122
Unmetered Scattered Load	16,008	0.04%	175
Sentinel Lighting	-	0.00%	-
Street Lighting	938,016	2.30%	10,225
Total	40,726,994	100.00%	443,959

Allocation of Account 1562

	% of Distribution Revenue	Allocation of Balance in Account 1562
Residential	55.4%	-
General Service Less Than 50 kW	17.7%	-
General Service 50 to 4,999 kW	24.6%	-
Unmetered Scattered Load	0.5%	-
Sentinel Lighting	0.1%	-
Street Lighting	1.8%	-
Total	100.0%	-



Ontario Energy Board

**Deferral/ Variance Account
Work Form**

Parry Sound Power Corporation - EB-2011-0193

No input required. This worksheet calculates rate riders related to the Deferral/Variance Account Disposition (if applicable) and associated rate riders for the global adjustment sub-account.

Please indicate the Rate Rider Recovery Period (in years)

Rate Class	Unit	Billed kWh	Billed kW	Accounts Allocated by kWh/kW (RPP) or Distribution Revenue	Deferral/Variance Account Rate Rider	Account 1588 Global Adjustment	Billed kWh or Estimated kW for Non-RPP	Global Adjustment Rate Rider
Residential	\$/kWh	33,427,924	-	-\$ 121,582	(\$0.00364)	\$/kWh \$ 51,818	4,753,534	\$0.01090
General Service Less Than 50 kW	\$/kWh	16,733,379	-	-\$ 60,863	(\$0.00364)	\$/kWh \$ 26,620	2,442,007	\$0.01090
General Service 50 to 4,999 kW	\$/kW	37,802,659	97,727	-\$ 137,498	(\$1.40696)	\$/kW \$ 355,122	84,219	\$4.21666
Unmetered Scattered Load	\$/kWh	58,750	-	-\$ 214	(\$0.00364)	\$/kWh \$ 175	16,008	\$0.01090
Sentinel Lighting	\$/kW	12,745	36	-\$ 46	(\$1.28709)	\$/kW \$ -	-	\$0.00000
Street Lighting	\$/kW	867,846	2,421	-\$ 3,157	(\$1.30384)	\$/kW \$ 10,225	2,617	\$3.90759
Total		88,903,303	100,184	-\$ 323,359		\$ 443,959		



Ontario Energy Board

3RD Generation Incentive Regulation Model

Parry Sound Power Corporation - EB-2011-0193

Below is a listing of the current Monthly Fixed Charges. All rates with expired effective dates have been removed. In columns "B", "K", and "M" (green cells), please enter all additional Monthly Fixed Charges you are proposing (eg: Smart Meter Funding Adder, etc). Please ensure that the word "Rider" or "Adder" is included in the description (as applicable).

Rate Description	Unit	Amount	Effective Until Date	Proposed Amount	Effective Until Date
Residential					
Service Charge	\$	21.55	December 31, 2012		
Rate Rider for Recovery of Late Payment Penalty Litigation Costs	\$	0.15	December 31, 2012		
Rate Rider for Foregone Revenue Recovery	\$	0.56	December 31, 2012		
	\$				
	\$				
	\$				
General Service Less Than 50 kW					
Service Charge	\$	32.19	December 31, 2012		
Rate Rider for Recovery of Late Payment Penalty Litigation Costs	\$	0.25	December 31, 2012		
Rate Rider for Foregone Revenue Recovery	\$	0.81	December 31, 2012		
	\$				
	\$				
	\$				
General Service 50 to 4,999 kW					
Service Charge	\$	203.06	December 31, 2012		
Rate Rider for Recovery of Late Payment Penalty Litigation Costs	\$	2.68	December 31, 2012		
Rate Rider for Foregone Revenue Recovery	\$	3.76	December 31, 2012		
	\$				
	\$				
	\$				
Unmetered Scattered Load					
Service Charge	\$	22.29	December 31, 2012		
Rate Rider for Recovery of Late Payment Penalty Litigation Costs	\$	0.10	December 31, 2012		
Rate Rider for Foregone Revenue Recovery	\$	1.57	December 31, 2012		
	\$				
	\$				
	\$				
Sentinel Lighting					

Service Charge	\$	4.16	December 31, 2012		
Rate Rider for Recovery of Late Payment Penalty Litigation Costs	\$	0.02	December 31, 2012		
Rate Rider for Foregone Revenue Recovery	\$	0.28	December 31, 2012		
	\$				
	\$				
	\$				
Street Lighting					
Service Charge	\$	1.31	December 31, 2012		
Rate Rider for Recovery of Late Payment Penalty Litigation Costs	\$	0.01	December 31, 2012		
Rate Rider for Foregone Revenue Recovery	\$	0.11	December 31, 2012		
	\$				
	\$				
	\$				



Ontario Energy Board

**3RD Generation Incentive
Regulation Model**

Parry Sound Power Corporation - EB-2011-0193

Current RTSR-Network Rates are listed below. In column "K", please enter your proposed RTSR-Network Rates as per Sheet 13 of the Board's RTSR Workform.

Rate Description	Unit	Current Amount	% Adjustment	Proposed Amount
Residential				
Retail Transmission Rate – Network Service Rate	\$/kWh	0.00540	-4.832%	0.00514
General Service Less Than 50 kW				
Retail Transmission Rate – Network Service Rate	\$/kWh	0.00490	-4.832%	0.00466
General Service 50 to 4,999 kW				
Retail Transmission Rate – Network Service Rate	\$/kW	1.99790	-4.832%	1.90136
Retail Transmission Rate – Network Service Rate – Interval Metered	\$/kW	2.37750	-4.832%	2.26262
Unmetered Scattered Load				
Retail Transmission Rate – Network Service Rate	\$/kWh	0.00490	-4.832%	0.00466
Sentinel Lighting				
Retail Transmission Rate – Network Service Rate	\$/kW	1.51440	-4.832%	1.44123
Street Lighting				
Retail Transmission Rate – Network Service Rate	\$/kW	1.50670	-4.832%	1.43390



Ontario Energy Board

**3RD Generation Incentive
Regulation Model**

Parry Sound Power Corporation - EB-2011-0193

Current RTSR-Connection Rates are listed below. In column "K", please enter your proposed RTSR-Connection Rates as per Sheet 13 of the Board's RTSR Workform.

Rate Description	Unit	Current Amount	% Adjustment	Proposed Amount
Residential				
Retail Transmission Rate – Line and Transformation Connection Service Rate	\$/kWh	0.00470	-14.039%	0.00404
General Service Less Than 50 kW				
Retail Transmission Rate – Line and Transformation Connection Service Rate	\$/kWh	0.00430	-14.039%	0.00370
General Service 50 to 4,999 kW				
Retail Transmission Rate – Line and Transformation Connection Service Rate	\$/kW	1.70320	-14.039%	1.46409
Retail Transmission Rate – Line and Transformation Connection Service Rate – Interval Metered	\$/kW	2.06590	-14.039%	1.77587
Unmetered Scattered Load				
Retail Transmission Rate – Line and Transformation Connection Service Rate	\$/kWh	0.00430	-14.039%	0.00370
Sentinel Lighting				
Retail Transmission Rate – Line and Transformation Connection Service Rate	\$/kW	1.34410	-14.039%	1.15540
Street Lighting				
Retail Transmission Rate – Line and Transformation Connection Service Rate	\$/kW	1.31660	-14.039%	1.13176



Ontario Energy Board

**3RD Generation Incentive
Regulation Model**

Parry Sound Power Corporation - EB-2011-0193

If applicable, please enter any adjustments related to the revenue to cost ratio model into columns H and K.
The Price Escalator has been set at the 2011 values and will be updated by Board staff. The Stretch Factor Value will also be updated by Board staff.

Price Escalator 1.30% Productivity Factor 0.72% Price Cap Index **0.18%**

Choose Stretch Factor Group II Associated Stretch Factor Value 0.4%

Rate Description	Unit	Current MFC	MFC Adjustment from R/C Model	Current Volumetric Charge	Unit	DVR Adjustment from R/C Model	Price Cap Index	Proposed MFC	Proposed Volumetric Charge
Residential	\$	21.55		0.01720	\$/kWh		0.180%	21.59	0.01723
General Service Less Than 50 kW	\$	32.19		0.01320	\$/kWh		0.180%	32.25	0.01322
General Service 50 to 4,999 kW	\$	203.06	(8.96)	4.07760	\$/kW	(0.17989)	0.180%	194.45	3.90473
Unmetered Scattered Load	\$	22.29		0.13010	\$/kWh		0.180%	22.33	0.13033
Sentinel Lighting	\$	4.16		16.13300	\$/kW		0.180%	4.17	16.16204
Street Lighting	\$	1.31	0.68	13.14170	\$/kW	6.87178	0.180%	2.00	20.04950



Ontario Energy Board

3RD Generation Incentive Regulation Model

Parry Sound Power Corporation - EB-2011-0193

Please enter the descriptions of the current Loss Factors from your most recent Board-Approved Tariff of Rates and Charges by using the drop-down menu in the column labeled "Loss Factors". If the description is not found in the drop-down menu, please enter the description in the green cells under the correct classes.

Are you applying

Loss Factors

Current

Total Loss Factor – Secondary Metered Customer < 5,000 kW
Total Loss Factor – Secondary Metered Customer > 5,000 kW
Total Loss Factor – Primary Metered Customer < 5,000 kW
Total Loss Factor – Primary Metered Customer > 5,000 kW

1.0809
NA
1.0700
NA

RETAIL SERVICE CHARGES (if applicable)

The application of these rates and charges shall be in accordance with the Licence of the Distributor and any Code or Order of the Board, and amendments thereto as approved by the Board, which may be applicable to the administration of this schedule.

No rates and charges for the distribution of electricity and charges to meet the costs of any work or service done or furnished for the purpose of the distribution of electricity shall be made except as permitted by this schedule, unless required by the Distributor's Licence or a Code or Order of the Board, and amendments thereto as approved by the Board, or as specified herein.

Unless specifically noted, this schedule does not contain any charges for the electricity commodity, be it under the Regulated Price Plan, a contract with a retailer or the wholesale market price, as applicable

It should be noted that this schedule does not list any charges, assessments, or credits that are required by law to be invoiced by a distributor and that are not subject to Board approval, such as the Debt Retirement Charge, charges for the Ministry of Energy Conservation and Renewable Energy Program, the Global Adjustment, the Ontario Clean Energy Benefit and the HST.

Retail Service Charges refer to services provided by a distributor to retailers or customers related to the supply of competitive electricity

One-time charge, per retailer, to establish the service agreement between the distributor and the retailer	\$	100.00
Monthly Fixed Charge, per retailer	\$	20.00
Monthly Variable Charge, per customer, per retailer	\$/cust.	0.50
Distributor-consolidated billing charge, per customer, per retailer	\$/cust.	0.30
Retailer-consolidated billing credit, per customer, per retailer	\$/cust.	(0.30)
Service Transaction Requests (STR)		
Request fee, per request, applied to the requesting party	\$	0.25
Processing fee, per request, applied to the requesting party	\$	0.50
Request for customer information as outlined in Section 10.6.3 and Chapter 11 of the Retail Settlement Code directly to retailers and customers, if not delivered electronically through the Electronic Business Transaction (EBT) system, applied to the requesting party		
Up to twice a year	\$	no charge
More than twice a year, per request (plus incremental delivery costs)	\$	2.00

Parry Sound Power Corporation

TARIFF OF RATES AND CHARGES


Effective Date January 1, 2012

Implementation Date January 1, 2012





This schedule supersedes and replaces all previously approved schedules of Rates,

EB-2011-0193

RESIDENTIAL SERVICE CLASSIFICATION



APPLICATION



MONTHLY RATES AND CHARGES - Delivery Component

Service Charge	\$	21.59
Rate Rider for Recovery of Late Payment Penalty Litigation Cost	\$	0.15
Rate Rider for Foregone Revenue Recovery	\$	0.56
Distribution Volumetric Rate	\$/kWh	0.0172
Low Voltage Service Rate - Effective Until December 31, 2012	\$/kWh	0.0011
Rate Rider for Foregone Incremental Revenue - Effective Until D	\$/kWh	0.0005
Rate Rider for Lost Revenue Adjustment Mechanism (LRAM) Re	\$/kWh	0.0007
Rate Rider for Deferral/Variance Account Disposition (2012)	\$/kWh	-0.0036
Rate Rider for Global Adjustment Sub-Account (2012) – Applicat	\$/kWh	0.0109
Retail Transmission Rate – Network Service Rate	\$/kWh	0.0051
Retail Transmission Rate – Line and Transformation Connection	\$/kWh	0.004

MONTHLY RATES AND CHARGES – Regulatory Component

Wholesale Market Service Rate	\$/kWh	0.0052
Rural Rate Protection Charge	\$/kWh	0.0013
Standard Supply Service – Administrative Charge (if applicable)	\$	0.25

Parry Sound Power Corporation

TARIFF OF RATES AND CHARGES

Effective Date January 1, 2012

Implementation Date January 1, 2012

This schedule supersedes and replaces all previously approved schedules of Rates,

EB-2011-0193

GENERAL SERVICE LESS THAN 50 KW SERVICE

APPLICATION

MONTHLY RATES AND CHARGES - Delivery Component

Service Charge	\$	32.25
Rate Rider for Recovery of Late Payment Penalty Litigation Cost	\$	0.25
Rate Rider for Foregone Revenue Recovery	\$	0.81
Distribution Volumetric Rate	\$/kWh	0.0132
Low Voltage Service Rate - Effective Until December 31, 2012	\$/kWh	0.0008
Rate Rider for Foregone Incremental Revenue - Effective Until D	\$/kWh	0.0003
Rate Rider for Lost Revenue Adjustment Mechanism (LRAM) Re	\$/kWh	0.0004
Rate Rider for Deferral/Variance Account Disposition (2012)	\$/kWh	-0.0036
Rate Rider for Global Adjustment Sub-Account (2012) – Applicat	\$/kWh	0.0109
Retail Transmission Rate – Network Service Rate	\$/kWh	0.0047
Retail Transmission Rate – Line and Transformation Connection	\$/kWh	0.0037

MONTHLY RATES AND CHARGES – Regulatory Component

Wholesale Market Service Rate	\$/kWh	0.0052
Rural Rate Protection Charge	\$/kWh	0.0013
Standard Supply Service – Administrative Charge (if applicable)	\$	0.25

Parry Sound Power Corporation

TARIFF OF RATES AND CHARGES

Effective Date January 1, 2012

Implementation Date January 1, 2012





This schedule supersedes and replaces all previously approved schedules of Rates,

EB-2011-0193

GENERAL SERVICE 50 TO 4,999 KW SERVICE



APPLICATION



MONTHLY RATES AND CHARGES - Delivery Component

Service Charge	\$	194.45
Rate Rider for Recovery of Late Payment Penalty Litigation Cost	\$	2.68
Rate Rider for Foregone Revenue Recovery	\$	3.76
Distribution Volumetric Rate	\$/kW	3.9047
Low Voltage Service Rate - Effective Until December 31, 2012	\$/kW	0.4071
Rate Rider for Foregone Incremental Revenue - Effective Until D	\$/kW	0.0728
Rate Rider for Lost Revenue Adjustment Mechanism (LRAM) Re	\$/kW	0.3686
Rate Rider for Deferral/Variance Account Disposition (2012)	\$/kW	-1.407
Rate Rider for Global Adjustment Sub-Account (2012) – Applicat	\$/kW	4.2167
Retail Transmission Rate – Network Service Rate	\$/kW	1.9014
Retail Transmission Rate – Network Service Rate – Interval Metr	\$/kW	2.2626
Retail Transmission Rate – Line and Transformation Connection	\$/kW	1.4641
Retail Transmission Rate – Line and Transformation Connection	\$/kW	1.7759

MONTHLY RATES AND CHARGES – Regulatory Component

Wholesale Market Service Rate	\$/kWh	0.0052
Rural Rate Protection Charge	\$/kWh	0.0013
Standard Supply Service – Administrative Charge (if applicable)	\$	0.25

Parry Sound Power Corporation

TARIFF OF RATES AND CHARGES

Effective Date January 1, 2012

Implementation Date January 1, 2012

This schedule supersedes and replaces all previously approved schedules of Rates,

EB-2011-0193

UNMETERED SCATTERED LOAD SERVICE

APPLICATION

MONTHLY RATES AND CHARGES - Delivery Component

Service Charge	\$	22.33
Rate Rider for Recovery of Late Payment Penalty Litigation Cost	\$	0.10
Rate Rider for Foregone Revenue Recovery	\$	1.57
Distribution Volumetric Rate	\$/kWh	0.1303
Low Voltage Service Rate - Effective Until December 31, 2012	\$/kWh	0.001
Rate Rider for Foregone Incremental Revenue - Effective Until D	\$/kWh	0.0092
Rate Rider for Lost Revenue Adjustment Mechanism (LRAM) Re	\$/kWh	0.0546
Rate Rider for Deferral/Variance Account Disposition (2012)	\$/kWh	-0.0036
Rate Rider for Global Adjustment Sub-Account (2012) – Applicat	\$/kWh	0.0109
Retail Transmission Rate – Network Service Rate	\$/kWh	0.0047
Retail Transmission Rate – Line and Transformation Connection	\$/kWh	0.0037

MONTHLY RATES AND CHARGES – Regulatory Component

Wholesale Market Service Rate	\$/kWh	0.0052
Rural Rate Protection Charge	\$/kWh	0.0013
Standard Supply Service – Administrative Charge (if applicable)	\$	0.25

Parry Sound Power Corporation

TARIFF OF RATES AND CHARGES

Effective Date January 1, 2012

Implementation Date January 1, 2012





This schedule supersedes and replaces all previously approved schedules of Rates,

EB-2011-0193

SENTINEL LIGHTING SERVICE CLASSIFICATION



APPLICATION



MONTHLY RATES AND CHARGES - Delivery Component

Service Charge	\$	4.17
Rate Rider for Recovery of Late Payment Penalty Litigation Cost	\$	0.02
Rate Rider for Foregone Revenue Recovery	\$	0.28
Distribution Volumetric Rate	\$/kW	16.162
Low Voltage Service Rate - Effective Until December 31, 2012	\$/kW	0.3916
Rate Rider for Foregone Incremental Revenue - Effective Until D	\$/kW	1.1039
Rate Rider for Deferral/Variance Account Disposition (2012)	\$/kW	-1.2871
Retail Transmission Rate – Network Service Rate	\$/kW	1.4412
Retail Transmission Rate – Line and Transformation Connection	\$/kW	1.1554

MONTHLY RATES AND CHARGES – Regulatory Component

Wholesale Market Service Rate	\$/kWh	0.0052
Rural Rate Protection Charge	\$/kWh	0.0013
Standard Supply Service – Administrative Charge (if applicable)	\$	0.25

Parry Sound Power Corporation

TARIFF OF RATES AND CHARGES

Effective Date January 1, 2012

Implementation Date January 1, 2012





This schedule supersedes and replaces all previously approved schedules of Rates,

EB-2011-0193

STREET LIGHTING SERVICE CLASSIFICATION



APPLICATION



MONTHLY RATES AND CHARGES - Delivery Component

Service Charge	\$	2.00
Rate Rider for Recovery of Late Payment Penalty Litigation Cost	\$	0.01
Rate Rider for Foregone Revenue Recovery	\$	0.11
Distribution Volumetric Rate	\$/kW	20.0495
Low Voltage Service Rate - Effective Until December 31, 2012	\$/kW	0.3635
Rate Rider for Foregone Incremental Revenue - Effective Until D	\$/kW	1.0618
Rate Rider for Deferral/Variance Account Disposition (2012)	\$/kW	-1.3038
Rate Rider for Global Adjustment Sub-Account (2012) – Applicat	\$/kW	3.9076
Retail Transmission Rate – Network Service Rate	\$/kW	1.4339
Retail Transmission Rate – Line and Transformation Connection	\$/kW	1.1318

MONTHLY RATES AND CHARGES – Regulatory Component

Wholesale Market Service Rate	\$/kWh	0.0052
Rural Rate Protection Charge	\$/kWh	0.0013
Standard Supply Service – Administrative Charge (if applicable)	\$	0.25

Parry Sound Power Corporation
TARIFF OF RATES AND CHARGES
Effective Date January 1, 2012
Implementation Date January 1, 2012

This schedule supersedes and replaces all previously approved schedules of Rates,

EB-2011-0193

microFIT GENERATOR SERVICE CLASSIFICATION

This classification applies to an electricity generation facility contracted under the Ontario Power Authority's microFIT program and connected to the distributor's distribution system. Further servicing details are available in the distributor's Condition of Service.

APPLICATION

The application of these rates and charges shall be in accordance with the Licence of the Distributor and any Code or Order of the Board, and amendments thereto as approved by the Board, which may be applicable to the administration of this schedule.

No rates and charges for the distribution of electricity and charges to meet the costs of any work or service done or furnished for the purpose of the distribution of electricity shall be made except as permitted by this schedule unless required by the Distributor's Licence

Unless specifically noted, this schedule does not contain any charges for the electricity commodity, be it under the Regulated Price Plan, a contract with a retailer or the

It should be noted that this schedule does not list any charges, assessments, or credits that are required by law to be invoiced by a distributor and that are not subject to Board approval, such as the Debt Retirement Charge, charges for the Ministry of Energy

MONTHLY RATES AND CHARGES - Delivery Component

Service Charge	\$	5.25
----------------	----	------

Parry Sound Power Corporation

TARIFF OF RATES AND CHARGES

Effective Date January 1, 2012

Implementation Date January 1, 2012

This schedule supersedes and replaces all previously approved schedules of Rates,

EB-2011-0193

ALLOWANCES

Transformer Allowance for Ownership - per kW of billing demand \$/kW	(0.60)
Primary Metering Allowance for transformer losses – applied to n %	(1.00)

SPECIFIC SERVICE CHARGES

APPLICATION

The application of these rates and charges shall be in accordance with the Licence of the C Order of the Board, and amendments thereto as approved by the Board, which may be app administration of this schedule

No charges to meet the costs of any work or service done or furnished for the purpose of th shall be made except as permitted by this schedule, unless required by the Distributor's Lic of the Board, and amendments thereto as approved by the Board, or as specified herein.

It should be noted that this schedule does not list any charges, assessments, or credits tha invoiced by a distributor and that are not subject to Board approval, such as the Debt Retire the Ministry of Energy Conservation and Renewable Energy Program, the Global Adjustme Energy Benefit and the HST.

Customer Administration

Arrears certificate	\$	15.00
Account history	\$	15.00
Credit reference/credit check (plus credit agency costs)	\$	15.00
Account set up charge/change of occupancy charge (plus ci	\$	30.00
Returned cheque charge (plus bank charges)	\$	15.00
Charge to certify cheque	\$	15.00
Legal letter charge	\$	15.00
Special meter reads	\$	30.00
Meter dispute charge plus Measurement Canada fees (if me	\$	30.00

Non-Payment of Account

Late Payment - per month	%	1.50
Late Payment - per annum	%	19.56
Collection of account charge - no disconnection	\$	30.00
Disconnect/Reconnect at meter - during regular hours	\$	65.00
Disconnect/Reconnect at pole - during regular hours	\$	185.00
Install/Remove load control device - during regular hours	\$	65.00
Service call - customer-owned equipment	\$	30.00
Temporary service install & remove - overhead - no transformer	\$	500.00
Temporary service install & remove - underground - no transform	\$	300.00
Temporary service install & remove - overhead - with transforme	\$	#####

Parry Sound Power Corporation

TARIFF OF RATES AND CHARGES

Effective Date January 1, 2012

Implementation Date January 1, 2012

This schedule supersedes and replaces all previously approved schedules of Rates,
RETAIL SERVICE CHARGES (if applicable)

APPLICATION

The application of these rates and charges shall be in accordance with the Licence of the C
Order of the Board, and amendments thereto as approved by the Board, which may be app
administration of this schedule.

No rates and charges for the distribution of electricity and charges to meet the costs of any
furnished for the purpose of the distribution of electricity shall be made except as permitted
required by the Distributor's Licence or a Code or Order of the Board, and amendments the
Board, or as specified herein.

Unless specifically noted, this schedule does not contain any charges for the electricity con
Regulated Price Plan, a contract with a retailer or the wholesale market price, as applicable

It should be noted that this schedule does not list any charges, assessments, or credits tha
invoiced by a distributor and that are not subject to Board approval, such as the Debt Retire
the Ministry of Energy Conservation and Renewable Energy Program, the Global Adjustme
Energy Benefit and the HST.

Retail Service Charges refer to services provided by a distributor to retailers or customers r
to the supply of competitive electricity

One-time charge, per retailer, to establish the service agree	\$	100.00
Monthly Fixed Charge, per retailer	\$	20.00
Monthly Variable Charge, per customer, per retailer	\$/cust.	0.50
Distributor-consolidated billing charge, per customer, per ret	\$/cust.	0.30
Retailer-consolidated billing credit, per customer, per retaile	\$/cust.	(0.30)
Service Transaction Requests (STR)		
Request fee, per request, applied to the requesting part	\$	0.25
Processing fee, per request, applied to the requesting p	\$	0.50
Request for customer information as outlined in Section 10.6.3 and Chapter 11 of the I Settlement Code directly to retailers and customers, if not delivered electronically thro Electronic Business Transaction (EBT) system, applied to the requesting party		
Up to twice a year	\$	no charg
More than twice a year, per request (plus incremental d	\$	2.00

LOSS FACTORS

If the distributor is not capable of prorating changed loss factors jointly with distribution rate
will be implemented upon the first subsequent billing for each billing cycle.

Total Loss Factor – Secondary Metered Customer < 5,000 kW	1.0809
Total Loss Factor – Secondary Metered Customer > 5,000 kW	NA
Total Loss Factor – Primary Metered Customer < 5,000 kW	1.0700
Total Loss Factor – Primary Metered Customer > 5,000 kW	NA



Ontario Energy Board

3RD Generation Incentive
Regulation Model

Parry Sound Power Corporation - EB-2011-0193



Rate Class

Street Lighting

Monthly Rates and Charges	Current Rate	Applied For Rate
Service Charge	1.31	2.00
Smart Meter Funding Adder	-	-
Service Charge Rate Rider(s)	0.12	0.12
Distribution Volumetric Rate	13.14170	20.04950
Distribution Volumetric Rate Rider(s)	1.06180	(0.24204)
Low Voltage Volumetric Rate	0.36350	0.36350
Retail Transmission Rate – Network Service Rate	1.50670	1.43390
Retail Transmission Rate – Line and Transformation Connection Service Rate	1.31660	1.13176
Wholesale Market Service Rate	0.0052	0.0052
Rural Rate Protection Charge	0.0013	0.0013
Standard Supply Service – Administration Charge (if applicable)	0.25	0.25
Debt Retirement Charge (DRC)	0.0065	0.0065
Loss Factor	1.0809	1.0809

