

Name of LDC: Espanola Regional Hydro Distribution Corporation
File Number: EB-2009-0224
Effective Date: Saturday, May 01, 2010

LDC Information

Applicant Name	Espanola Regional Hydro Distribution Corporation
OEB Application Number	EB-2009-0224
LDC Licence Number	ED-2002-0502
Applied for Effective Date	May 1, 2010



Name of LDC: Espanola Regional Hydro Distribution Corporation
File Number: EB-2009-0224
Effective Date: Saturday, May 01, 2010

Table of Contents

Sheet Name	Purpose of Sheet
A1.1 LDC Information	Enter LDC Data
A2.1 Table of Contents	Table of Contents
B1.1 2006 Reg Assets	2006 Regulatory Asset Recovery
B1.2 2006 Reg Ass Prop Shr	2006 Regulatory Asset Recovery Proportionate Share
B1.3 Rate Class And Bill Det	Rate Class and 2008 Billing Determinants
C1.0 2006 Reg Asset Recovery	Regulatory Assets - 2006 Regulatory Asset Recovery
C1.1 Reg Assets - Cont Sch 2005	Regulatory Assets - Continuity Schedule 2005
C1.2 Reg Assets - Cont Sch 2006	Regulatory Assets - Continuity Schedule 2006
C1.3 Reg Assets - Cont Sch 2007	Regulatory Assets - Continuity Schedule 2007
C1.4 Reg Assets - Cont Sch 2008	Regulatory Assets - Continuity Schedule 2008
C1.5 Reg Assets - Con Sch Final	Regulatory Assets - Continuity Schedule Final
D1.1 Threshold Test	Threshold Test
E1.1 Cost Allocation kWh	Cost Allocation - kWh
E1.2 Cost Allocation Non-RPPkWh	Cost Allocation - Non-RPP kWh
E1.3 Cost Allocation 1590	Cost Allocation - 1590
E1.4 Cost Allocation 1595	Cost Allocation - 1595
F1.1 Calculation Rate Rider	Calculation of Regulatory Asset Recovery Rate Rider
F1.2 Request for Clearance	Request for Clearance of Deferral and Variance Accounts



Name of LDC: Espanola Regional Hydro Distribution Corporation
 File Number: EB-2009-0224
 Effective Date: Saturday, May 01, 2010

2006 Regulatory Asset Recovery

Account Description	Account Number	Principal Amounts as of Dec-31 2004 A	Hydro One charges (if applicable) to Dec31-03 B	Hydro One charges (if applicable) Jan 1-04 to Apr 30-06 C	Transition Cost Adjustment D	Principal Amounts E = A + B + C + D	Interest to Dec31-04 F	Interest per 2006 Reg Assets G = H - F - E	Total Claim and Recoveries per 2006 Reg Assets H	Transfer of Board-approved amounts to 1590 as per 2006 EDR I = - E	Transfer of Board-approved Interest to 1590 as per 2006 EDR J = - (F + G)
1. Dec. 31, 2004 Reg. Assets											
		Column G	Column K	Column M				Column H	Column N		
RSVA - Wholesale Market Service Charge	1580	106,148				106,148	532	10,261	116,941	(106,148)	(10,793)
RSVA - One-time Wholesale Market Service	1582					0		0		0	0
RSVA - Retail Transmission Network Charge	1584	(64,227)	(15,381)	(20,214)		(99,822)	(371)	(6,209)	(106,402)	99,822	6,580
RSVA - Retail Transmission Connection Charge	1586	(147,960)	208,397	257,483		317,920	(879)	(14,303)	302,738	(317,920)	15,182
RSVA - Power	1588	(23,844)				(23,844)	(195)	(2,305)	(26,344)	23,844	2,500
Sub-Totals		(129,883)	193,016	237,269		300,402	(913)	(12,556)	286,933	(300,402)	13,469
Other Regulatory Assets	1508	1,269		14,350		15,619	7	123	15,749	(15,619)	(130)
Retail Cost Variance Account - Retail	1518					0		0		0	0
Retail Cost Variance Account - STR	1548					0		0		0	0
Misc. Deferred Debits - incl. Rebate Cheques	1525	11,197	7,592	8,188		26,977		(6,509)	20,468	(26,977)	6,509
Pre-Market Opening Energy Variances Total	1571					0		0		0	0
Extra-Ordinary Event Losses	1572					0		0		0	0
Deferred Rate Impact Amounts	1574					0		0		0	0
Other Deferred Credits	2425					0		0		0	0
Sub-Totals		12,466	7,592	22,538		42,596	7	(6,366)	36,217	(42,596)	6,379
Qualifying Transition Costs	1570	171,310	59			171,369		16,560	187,929	(171,369)	(16,560)
Transition Cost Adjustment	1570				(18,793)	(18,793)			(18,793)	18,793	0
Sub-Totals		171,310	59			152,576	0	16,560	169,136	(152,576)	(16,560)
Total Regulatory Assets		53,893	200,667	259,807	(18,793)	495,574	(906)	(2,382)	492,286	(495,574)	3,288
Total Recoveries to April 30-06	2. Rate Riders Calculation	Cell C48								0	0
Balance to be collected or refunded	2. Rate Riders Calculation	Cell N51							492,286	(495,574)	3,288



Name of LDC: Espanola Regional Hydro Distribution Corporation
File Number: EB-2009-0224
Effective Date: Saturday, May 01, 2010

2006 Regulatory Asset Recovery Proportionate Share

Rate Class	Total Claim	% Total Claim
Residential	317,288	64.5%
GS < 50 KW	94,722	19.2%
GS > 50 Non TOU	74,240	15.1%
GS > 50 TOU		0.0%
Intermediate		0.0%
Large Users		0.0%
Small Scattered Load	1,933	0.4%
Sentinel Lighting	1,101	0.2%
Street Lighting	3,002	0.6%
Total	492,286	100.0%

2. Rate Riders Calculation
 Row 29

e



Name of LDC: Espanola Regional Hydro Distribution Corporation
File Number: EB-2009-0224
Effective Date: Saturday, May 01, 2010

Rate Class and 2008 Billing Determinants

Rate Group	Rate Class	Fixed Metric	Vol Metric	2008			Billed kWh for Non-RPP customers D	1590 Recovery Share Proportion 1 E
				Billed Customers or Connections				
				A	B	C		
RES	Residential	Customer	kWh	2,848	32,354,293		5,232,089	64.5%
GSLT50	General Service Less Than 50 kW	Customer	kWh	485	14,690,190		2,537,532	19.2%
GSGT50	General Service 50 to 4,999 kW	Customer	kW	16	15,996,077	36,264	1,859,331	15.1%
USL	Unmetered Scattered Load	Connection	kWh	11	125,709			0.4%
Sen	Sentinel Lighting	Connection	kW	23	25,145	41		0.2%
SL	Street Lighting	Connection	kW	1,039	610,138	1,721		0.6%
NA	Rate Class 7	NA	NA					
NA	Rate Class 8	NA	NA					
NA	Rate Class 9	NA	NA					
NA	Rate Class 10	NA	NA					
NA	Rate Class 11	NA	NA					
NA	Rate Class 12	NA	NA					
NA	Rate Class 13	NA	NA					
NA	Rate Class 14	NA	NA					
NA	Rate Class 15	NA	NA					
NA	Rate Class 16	NA	NA					
NA	Rate Class 17	NA	NA					
NA	Rate Class 18	NA	NA					
NA	Rate Class 19	NA	NA					
NA	Rate Class 20	NA	NA					
NA	Rate Class 21	NA	NA					
NA	Rate Class 22	NA	NA					
NA	Rate Class 23	NA	NA					
NA	Rate Class 24	NA	NA					
NA	Rate Class 25	NA	NA					
								100.0%



Name of LDC: Espanola Regional Hydro Distribution Corporation
 File Number: EB-2009-0224
 Effective Date: Saturday, May 01, 2010

Regulatory Assets - Continuity Schedule 2006

Account Description	Account Number	Opening Principal Amounts as of Jan-1-05 1	Low Voltage and Recoveries per 2006 Reg Asset	Transition Cost Adjustment	Transfer of Board-approved amounts to 1590 as per 2006 EDR	Closing Principal Balance as of May-1-06	Opening Interest Amounts as of Jan-1-05 4	Interest per 2006 Reg Asset	Recoveries per 2006 Reg Asset	Transfer of Board-approved amounts to 1590 as per 2006 EDR	Closing Interest Amounts as of May-1-06
LV Variance Account	1550										0
RSVA - Wholesale Market Service Charge	1580	106,148	0		(106,148)	0	532	10,261		(10,793)	0
RSVA - Retail Transmission Network Charge	1584	(64,227)	(35,595)		99,822	0	(371)	(6,209)		6,580	0
RSVA - Retail Transmission Connection Charge	1586	(147,960)	465,880		(317,920)	0	(879)	(14,303)		15,182	0
RSVA - Power (Excluding Global Adjustment)	1588	(23,844)			23,844	0	(195)	(2,305)		2,500	0
RSVA - Power (Global Adjustment Sub-account)						0					0
Recovery of Regulatory Asset Balances	1590		0		495,574	495,574			0	(3,288)	(3,288)
Disposition and recovery of Regulatory Balances Account	1595					0					0
Sub-Total		(129,883)	430,285		195,172	495,574	(913)	(12,556)	0	10,181	(3,288)
RSVA - One-time Wholesale Market Service	1582	0	0		0	0	0	0		0	0
Other Regulatory Assets	1508	1,269	14,350		(15,619)	0	7	123		(130)	0
Retail Cost Variance Account - Retail	1518	0	0		0	0	0	0		0	0
Retail Cost Variance Account - STR	1548	0	0		0	0	0	0		0	0
Misc. Deferred Debits - incl. Rebate Cheques	1525	11,197	15,780		(26,977)	0	0	(6,509)		6,509	0
Pre-Market Opening Energy Variances Total	1571	0	0		0	0	0	0		0	0
Extra-Ordinary Event Losses	1572	0	0		0	0	0	0		0	0
Deferred Rate Impact Amounts	1574	0	0		0	0	0	0		0	0
Other Deferred Credits	2425	0	0		0	0	0	0		0	0
Qualifying Transition Costs	1570	171,310	59		(171,369)	0	0	16,560		(16,560)	0
Transition Cost Adjustment	1570			(18,793)	18,793	0					0
Total		53,893	460,474	(18,793)	0	495,574	(906)	(2,382)	0	0	(3,288)



Name of LDC: Espanola Regional Hydro Distribution Corporation
 File Number: EB-2009-0224
 Effective Date: Saturday, May 01, 2010

Regulatory Assets - Continuity Schedule 2005

Account Description	Account Number	Opening Principal Amounts as of Jan-1-05 ⁴	Transactions (additions) during 2005, excluding interest and adjustments ¹	Transactions (reductions) during 2005, excluding interest and adjustments ¹	Adjustments during 2005 - instructed by Board ²	Adjustments during 2005 - other ³	Closing Principal Balance as of Dec-31-05	Opening Interest Amounts as of Jan-1-05 ⁴	Interest Recovery Transactions during 2005	Interest Jan-1 to Dec31-05	Closing Interest Amounts as of Dec-31-05
LV Variance Account	1550	0	0				0				0
RSVA - Wholesale Market Service Charge	1580		158,974				158,974			907	907
RSVA - Retail Transmission Network Charge	1584		(89,978)				(89,978)			(432)	(432)
RSVA - Retail Transmission Connection Charge	1586		12,596				12,596			(904)	(904)
RSVA - Power (Excluding Global Adjustment)	1588		380,930				380,930			(4,375)	(4,375)
RSVA - Power (Global Adjustment Sub-account)			(18,697)				(18,697)			(113)	(113)
Recovery of Regulatory Asset Balances	1590		(140,494)				(140,494)			(790)	(790)
Disposition and recovery of Regulatory Balances Account	1595						0				0
Total		0	303,331	0	0	0	303,331	0	0	(5,707)	(5,707)

¹ For RSVA accounts only, report the net additions to the account during the year. For all other accounts, record the additions and reductions separately.

² Provide supporting statement indicating whether due to denial of costs in 2006 EDR by the Board

³ Provide supporting statement indicating nature of this adjustments and periods they relate to

⁴ Opening balances assumed to be zero as a result of clearance of December 2004 balances cleared in 2006 Regulatory Asset process



Name of LDC: Espanola Regional Hydro Distribution Corporation
 File Number: EB-2009-0224
 Effective Date: Saturday, May 01, 2010

Regulatory Assets - Continuity Schedule 2006

Account Description	Account Number	Opening Principal Amounts as of Jan-1-06	Transactions (additions) during 2006, excluding interest and adjustments ¹	Transactions (reductions) during 2006, excluding interest and adjustments ¹	Adjustments during 2006 - instructed by Board ²	Adjustments during 2006 - other ³	Transfer of Board-approved amounts to 1590 as per 2006 EDR	Closing Principal Balance as of Dec-31-06	Opening Interest Amounts as of Jan-1-06	Interest Recovery Transactions during 2006	Interest Jan-1 to Dec31-06	Transfer of Board-approved amounts to 1590 as per 2006 EDR	Closing Interest Amounts as of Dec-31-06
LV Variance Account	1550	0						0	0				0
RSVA - Wholesale Market Service Charge	1580	158,974		(76,378)	(106,148)			(23,552)	907		15,800		16,707
RSVA - Retail Transmission Network Charge	1584	(89,978)		(27,840)	64,227			(53,591)	(432)		(6,140)		(6,572)
RSVA - Retail Transmission Connection Charge	1586	12,596		(148,366)	147,960			12,190	(904)		(31,782)		(32,686)
RSVA - Power (Excluding Global Adjustment)	1588	380,930		(171,851)	23,844			232,923	(4,375)		5,362		987
RSVA - Power (Global Adjustment Sub-account)		(18,697)		42,917				24,220	(113)		(347)		(450)
Recovery of Regulatory Asset Balances	1590	(140,494)			(220,896)		495,574	134,184	(790)		22,053	(3,288)	17,975
Disposition and recovery of Regulatory Balances Account	1595	0						0	0				0
Total		303,331	0	(381,518)	(91,013)	0	495,574	326,374	(5,707)	0	4,946	(3,288)	(4,049)

¹ For RSVA accounts only, report the net additions to the account during the year. For all other accounts, record the additions and reductions separately.

² Provide supporting evidence i.e. Board Decision, CRO Order, etc.

³ Provide supporting statement indicating nature of this adjustments and periods they relate to



Name of LDC: Espanola Regional Hydro Distribution Corporation
 File Number: EB-2009-0224
 Effective Date: Saturday, May 01, 2010

Regulatory Assets - Continuity Schedule 2007

Account Description	Account Number	Opening Principal Amounts as of Jan-1 07	Transactions (additions) during 2007, excluding interest and adjustments ¹	Transactions (reductions) during 2007, excluding interest and adjustments ¹	Adjustments during 2007 - instructed by Board ²	Adjustments during 2007 - other ³	Closing Principal Balance as of Dec-31-07	Opening Interest Amounts as of Jan-1 07	Interest Recovery Transactions during 2007	Interest Jan-1 to Dec31-07	Closing Interest Amounts as of Dec-31-07
LV Variance Account	1550	0	0			41,653	41,653	0		2,452	2,452
RSVA - Wholesale Market Service Charge	1580	(23,552)				(56,577)	(80,129)	16,707		(3,311)	13,396
RSVA - Retail Transmission Network Charge	1584	(53,591)				(53,822)	(107,413)	(6,572)		(4,286)	(10,858)
RSVA - Retail Transmission Connection Charge	1586	12,190				6,408	18,598	(32,686)		336	(32,350)
RSVA - Power (Excluding Global Adjustment)	1588	232,923				345,492	578,415	987		(2,215)	(1,228)
RSVA - Power (Global Adjustment Sub-account)		24,220				(7,587)	16,633	(460)		1,063	603
Recovery of Regulatory Asset Balances	1590	134,184				(262,630)	(128,446)	17,975		(4,167)	13,808
Disposition and recovery of Regulatory Balances Account	1595	0					0	0			0
Total		326,374	0	0	0	12,936	339,310	(4,049)	0	(10,128)	(14,177)

¹ For RSVA accounts only, report the net additions to the account during the year. For all other accounts, record the additions and reductions separately.

² Provide supporting evidence i.e. Board Decision, CRO Order, etc.

³ Provide supporting statement indicating nature of this adjustments and periods they relate to



Name of LDC: Espanola Regional Hydro Distribution Corporation
 File Number: EB-2009-0224
 Effective Date: Saturday, May 01, 2010

Regulatory Assets - Continuity Schedule 2008

Account Description	Account Number	Opening Principal Amounts as of Jan-1-08	Transactions (additions) during 2008, excluding interest and adjustments ¹	Transactions (reductions) during 2008, excluding interest and adjustments ¹	Adjustments during 2008 - instructed by Board ²	Adjustments during 2008 - other ³	Transfer of Board-approved 2006 amounts to 1595 (2008 COS) ⁴	Closing Principal Balance as of Dec-31-08	Opening Interest Amounts as of Jan-1-08	Interest Recovery Transactions during 2008	Interest Jan-1 to Dec31-08	Transfer of Board-approved 2006 interest amounts to 1595 (2008 COS)	Closing Interest Amounts as of Dec-31-08
LV Variance Account	1550	41,653				(12,183)		29,470	2,452		(3,104)		(651)
RSVA - Wholesale Market Service Charge	1580	(80,129)				94		(80,035)	13,396		(4,003)		9,393
RSVA - Retail Transmission Network Charge	1584	(107,413)				5,304		(102,110)	(10,858)		(4,017)		(14,875)
RSVA - Retail Transmission Connection Charge	1586	18,598				(262,421)		(243,823)	(32,350)		(18,316)		(50,666)
RSVA - Power (Excluding Global Adjustment)	1588	578,415				(39,592)		538,824	(1,228)		9,776		8,548
RSVA - Power (Global Adjustment Sub-account)		16,633				17,744		34,377	603		652		1,256
Recovery of Regulatory Asset Balances	1590	(128,446)				144,371		15,925	13,808		11,283		25,091
Disposition and recovery of Regulatory Balances Account	1595	0						0	0				0
Total		339,310	0	0	0	(146,683)	0	192,628	(14,177)	0	(7,728)	0	(21,905)

¹ For RSVA accounts only, report the net additions to the account during the year. For all other accounts, record the additions and reductions separately.

² Provide supporting evidence i.e. Board Decision, CRO Order, etc.

³ Provide supporting statement indicating nature of this adjustments and periods they relate to

⁴ This records the values of amounts removed from Group One accounts in previous proceedings; but does not enter offsets for disposition of 1590, as recovery has not been completed.




Name of LDC: Espanola Regional Hydro Distribution Corporation
 File Number: EB-2009-0224
 Effective Date: Saturday, May 01, 2010

Regulatory Assets - Continuity Schedule Final

Account Description	Account Number	Opening Principal Amounts as of Jan-1-09 A	Transfer of Board-approved 2007 amounts to 1595 (2009 COS) B	Principal Amounts After Transfer to 1595 C = A + B	Opening Interest Amounts as of Jan-1-09 D	Interest on Board-approved 2007 amounts Prior to transfer Jan-1, 2009 to Date of Transfer E	Transfer of Board-approved 2007 interest amounts to 1595 (2009 COS) F	Projected Interest on Dec 31 -08 balance from Jan 1, 2009 to Dec 31, 2009 ¹ G	Projected Interest on Dec 31 -08 balance from Jan 1, 2010 to April 30, 2010 ¹ H	Total Claim I = C + D + E + F + G + H
LV Variance Account	1550	29,470		29,470	(651)			333	53	29,205
RSVA - Wholesale Market Service Charge	1580	(80,035)		(80,035)	9,393			(905)	(145)	(71,692)
RSVA - Retail Transmission Network Charge	1584	(102,110)		(102,110)	(14,875)			(1,155)	(185)	(118,324)
RSVA - Retail Transmission Connection Charge	1586	(243,823)		(243,823)	(50,666)			(2,757)	(441)	(297,687)
RSVA - Power (Excluding Global Adjustment)	1588	538,824		538,824	8,548			6,092	974	554,439
RSVA - Power (Global Adjustment Sub-account)		34,377		34,377	1,256			389	62	36,083
Recovery of Regulatory Asset Balances	1590	15,925		15,925	25,091			180	29	41,225
Disposition and recovery of Regulatory Balances Account	1595	0		0	0			0	0	0
Total		192,628	0	192,628	(21,905)	0	0	2,178	348	173,249

¹ Interest projected on December 31, 2008 closing principal balance.

Month	Prescribed Rate	Monthly Interest	Month	Prescribed Rate	Monthly Interest
Saturday, January 31, 2009	2.45	0.2081	Sunday, January 31, 2010	0.55	0.0467
Saturday, February 28, 2009	2.45	0.1879	Sunday, February 28, 2010	0.55	0.0422
Tuesday, March 31, 2009	2.45	0.2081	Wednesday, March 31, 2010	0.55	0.0467
Thursday, April 30, 2009	1.00	0.0822	Friday, April 30, 2010	0.55	0.0452
Sunday, May 31, 2009	1.00	0.0849	Effective Rate		0.1808
Tuesday, June 30, 2009	1.00	0.0822			
Friday, July 31, 2009	0.55	0.0467			
Monday, August 31, 2009	0.55	0.0467			
Wednesday, September 30, 2009	0.55	0.0452			
Saturday, October 31, 2009	0.55	0.0467			
Monday, November 30, 2009	0.55	0.0452			
Thursday, December 31, 2009	0.55	0.0467			
Effective Rate		1.1307			



Name of LDC: Espanola Regional Hydro Di
File Number: EB-2009-0224
Effective Date: Saturday, May 01, 2010

Threshold Test

Rate Class	Billed kWh B
Residential	32,354,293
General Service Less Than 50 kW	14,690,190
General Service 50 to 4,999 kW	15,996,077
Unmetered Scattered Load	125,709
Sentinel Lighting	25,145
Street Lighting	610,138
	<u>63,801,552</u>
Total Claim	173,249
Total Claim per kWh	0.002715




Name of LDC: Espanola Regional Hydro Distribution Corporation
File Number: EB-2009-0224
Effective Date: Saturday, May 01, 2010

Cost Allocation - kWh

Rate Class	Billed kWh	% kWh						Total
			1550	1580	1584	1586	1588 ¹	
Residential	32,354,293	50.7%	14,810	(36,356)	(60,003)	(150,959)	281,161	48,653
General Service Less Than 50 kW	14,690,190	23.0%	6,724	(16,507)	(27,244)	(68,542)	127,659	22,090
General Service 50 to 4,999 kW	15,996,077	25.1%	7,322	(17,974)	(29,666)	(74,635)	139,007	24,054
Unmetered Scattered Load	125,709	0.2%	58	(141)	(233)	(587)	1,092	189
Sentinel Lighting	25,145	0.0%	12	(28)	(47)	(117)	219	38
Street Lighting	610,138	1.0%	279	(686)	(1,132)	(2,847)	5,302	917
	<u>63,801,552</u>	<u>100.0%</u>	<u>29,205</u>	<u>(71,692)</u>	<u>(118,324)</u>	<u>(297,687)</u>	<u>554,439</u>	<u>95,941</u>

¹ RSVA - Power (Excluding Global Adjustment)




Name of LDC: Espanola Regional Hydro Distribution Corporation
File Number: EB-2009-0224
Effective Date: Saturday, May 01, 2010

Cost Allocation - Non-RPP kWh

Rate Class	Non-RPP kWh	% kWh	1588 ¹
Residential	5,232,089	54.3%	19,606
General Service Less Than 50 kW	2,537,532	26.4%	9,509
General Service 50 to 4,999 kW	1,859,331	19.3%	6,968
Unmetered Scattered Load	0	0.0%	0
Sentinel Lighting	0	0.0%	0
Street Lighting	0	0.0%	0
	9,628,952	100.0%	36,083


¹ RSVA - Power (Global Adjustment Sub-account)



Name of LDC: Espanola Regional Hydro Distribution Corporation
File Number: EB-2009-0224
Effective Date: Saturday, May 01, 2010

Cost Allocation - 1590

Rate Class	1590 Recovery Share Proportion	1590
Residential	64.5%	26,590
General Service Less Than 50 kW	19.2%	7,915
General Service 50 to 4,999 kW	15.1%	6,225
Unmetered Scattered Load	0.4%	165
Sentinel Lighting	0.2%	82
Street Lighting	0.6%	247
	100.0%	41,225



Name of LDC: Espanola Regional Hydro Distribution Corporation
File Number: EB-2009-0224
Effective Date: Saturday, May 01, 2010

Cost Allocation - 1595

Rate Class	1595 Recovery Share Proportion	1595
Residential	0.0%	0
General Service Less Than 50 kW	0.0%	0
General Service 50 to 4,999 kW	0.0%	0
Unmetered Scattered Load	0.0%	0
Sentinel Lighting	0.0%	0
Street Lighting	0.0%	0
	0.0%	0



Name of LDC: Espanola Regional Hydro Distribution Corporation
 File Number: EB-2009-0224
 Effective Date: Saturday, May 01, 2010

Calculation of Regulatory Asset Recovery Rate Rider

Rate Rider Recovery Period - Years **One**

Rate Rider Effective To Date
Saturday, April 30, 2011

Rate Class	Vol Metric	Billed kWh A	Billed kW B	kWh C	Non-RPP D	1590 E	1595 F	Total G = C + D + E + F	Rate Rider kWh H = G / A (kWh) or H = G / B (kW)
Residential	kWh	32,354,293	0	48,653	19,606	26,590	0	94,849	0.00293
General Service Less Than 50 kW	kWh	14,690,190	0	22,090	9,509	7,915	0	39,515	0.00269
General Service 50 to 4,999 kW	kW	15,996,077	36,264	24,054	6,968	6,225	0	37,247	1.02710
Unmetered Scattered Load	kWh	125,709	0	189	0	165	0	354	0.00282
Sentinel Lighting	kW	25,145	41	38	0	82	0	120	2.93320
Street Lighting	kW	610,138	1,721	917	0	247	0	1,165	0.67684
		<u>63,801,552</u>	<u>38,026</u>	<u>95,941</u>	<u>36,083</u>	<u>41,225</u>	<u>0</u>	<u>173,249</u>	

Enter the above value onto Sheet
 "J2.1 DeferralAccount Rate Rider"
 of the 2010 OEB IRM2 Rate Generator
 "J2.5 DeferralAccount Rate Rider2"
 of the 2010 OEB IRM3 Rate Generator



Name of LDC: Espanola Regional Hydro Distribution Corporation
File Number: EB-2009-0224
Effective Date: Saturday, May 01, 2010

Request for Clearance of Deferral and Variance Accounts

Account Description	Account Number	Principal Amounts	Interest Amounts	Total Claim
		A	B	C = A + B
LV Variance Account	1550	(29,470)	265	(29,205)
RSVA - Wholesale Market Service Charge	1580	80,035	(8,343)	71,692
RSVA - Retail Transmission Network Charge	1584	102,110	16,214	118,324
RSVA - Retail Transmission Connection Charge	1586	243,823	53,864	297,687
RSVA - Power (Excluding Global Adjustment)	1588	(538,824)	(15,615)	(554,439)
RSVA - Power (Global Adjustment Sub-account)	1588	(34,377)	(1,706)	(36,083)
Recovery of Regulatory Asset Balances	1590	(15,925)	(25,300)	(41,225)
Disposition and recovery of Regulatory Balances Account	1595	192,628	(19,378)	173,249
Total		0	0	0