



Name of LDC: Wellington North Power Inc.
File Number: EB-2010-0119
Effective Date: Sunday, May 01, 2011
Version : 1.9

LDC Information

Applicant Name	Wellington North Power Inc.
Application Type	IRM3
OEB Application Number	EB-2010-0119
Tariff Effective Date	May 1, 2011
LDC Licence Number	ED-2002-0511
Notice Publication Language	English
DRC Rate	0.00700
Customer Bills	12 per year
Distribution Demand Bill Determinant	kW
Stretch Factor Group	II
Stretch Factor Value	0.4%
Last COS Re-based Year	2008
Last COS OEB Application Number	EB-2007-0693
Special Purpose Charge - Current	Yes
Special Purpose Charge - Applied	Yes
Application Contact Information	
Name:	Lee Merner
Title:	Regulatory Compliance / Customer Service Manager
Phone Number:	519-323-1710 X203
E-Mail Address:	lmerner@wellingtonnorthpower.com

Copyright

This Workbook Model is protected by copyright and is being made available to you solely for the purpose of preparing or reviewing your draft rate order. You may use and copy this model for that purpose, and provide a copy of this model to any person that is advising or assisting you in that regard. Except as indicated above, any copying, reproduction, publication, sale, adaptation, translation, modification, reverse engineering or other use or dissemination of this model without the express written consent of the Ontario Energy Board is prohibited. If you provide a copy of this model to a person that is advising or assisting you in preparing or reviewing your draft rate order, you must ensure that the person understands and agrees to the restrictions noted above.

Name of LDC: Wellington North Power Inc.
File Number: EB-2010-0119
Effective Date: Sunday, May 01, 2011
Version : 1.9

Table of Contents

Sheet Name	Purpose of Sheet
A1.1 LDC Information	Enter LDC Data
A2.1 Table of Contents	Table of Contents
A3.1 Sheet Selection	Show or Hide Sheet Selection
B1.1 Curr&Appl Rt Class General	Set up Tariff Sheet Rate Classes
C1.1 Smart Meter Funding Adder	Enter Current Tariff Sheet Smart Meter Funding Adder
C2.3 Def Var Disp 2010	Deferral Variance Account Disposition (2010)
C3.1 Curr Low Voltage Vol Rt	Current Low Voltage Volumetric Rate
C4.1 Curr Rates & Chgs General	Enter Current Tariff Sheet Rates
C7.1 Base Dist Rates Gen	Calculation of Base Distribution Rates
E1.1 Rate Reb Base Dist Rts Gen	Rate Rebalanced Base Distribution Rates
F1.1 GDP-IPI PCI Adjustment WS	GDP-IPI Price Cap Adjustment Work Sheet
F1.2 GDP-IPI PCI Adjust to Rate	GDP-IPI Price Cap Adjustment To Rates
G1.1 Aft PrcCp Base Dst Rts Gen	Base Distribution Rates after Price Cap Adjustment
J1.1 Smart Meter Funding Adder	Enter Proposed Tariff Sheet Smart Meter Rate Adder
J2.3 Def Var Disp 2010	Deferral Variance Account Disposition (2010)
J2.5 LRAMSSM Recovery RateRider	Lost Revenue Adjustment Mechanism (LRAM) Recovery/Shared Savings Mechanism (SSM) Recovery Rate Rider
J3.1 App For Low Voltage Vol Rt	Applied for Low Voltage Volumetric Rate
L1.1 Appl For TX Network	Applied For RTSR - Network
L2.1 Appl For TX Connect	Applied For RTSR - Connection
M4.1 microFIT Generator	Applied for microFIT Generator
N1.1 Appl For Mthly R&C General	Monthly Rates and Charges
N3.1 Curr&Appl For Loss Factor	Enter Loss Factors From Current Tariff Sheet
O1.1 Sum of Chgs To MSC&DX Gen	Shows Summary of Changes To General Service Charge and Distribution Volumetric Charge
O1.2 Sum of Tariff Rate Adders	Shows Summary of Changes To Tariff Rate Adders
O1.3 Sum of Tariff Rate Rider	Shows Summary of Changes To Tariff Rate Riders
O2.1 Calculation of Bill Impact	Bill Impact Calculations
P1.1 Curr&Appl For Allowances	Enter Allowances from Current Tariff Sheets
P2.1 Curr&Appl For Spc Srv Chg	Enter Specific Service Charges from Current Tariff Sheets
P3.1 Curr&Appl For Rtl Srv Chg	Enter Retail Service Charges from Current Tariff Sheets



Name of LDC: Wellington North Power Inc.
File Number: EB-2010-0119
Effective Date: Sunday, May 01, 2011
Version : 1.9

Show or Hide Sheet Selection

Sheet	Show / Hide	Purpose of Sheet
C2.1 Def Var Disp 2008	Hide	To be used by distributor that had a Rate Rider for Deferral Variance Account Disposition (2008)
C2.2 Def Var Disp 2009	Hide	To be used by distributor that had a Rate Rider for Deferral Variance Account Disposition (2009)
C2.3 Def Var Disp 2010	Show	To be used by distributor that had a Rate Rider for Deferral Variance Account Disposition (2010)
C2.4 LRAMSSM Recovery RateRider	Hide	To be used by distributor that had a Rate Rider for LRAM/SSM
C2.5 ForegoneRevenue Rate Rider	Hide	To be used by distributor that had a Rate Rider for Foregone Revenue
C2.6 Tax Change Rate Rider	Hide	To be used by distributor that had a Rate Rider for Shared Tax Savings
C3.1 Curr Low Voltage Vol Rt	Show	To be used by distributor that had a Rate Rider for Low Voltage Volumetric Rate
C3.2 Global Adjustment Elect	Hide	To be used by distributor that had a Rate Rider for GA Sub-Acct - Electricity
C3.3 Global Adjustment Del	Hide	To be used by distributor that had a Rate Rider for GA Sub-Acct - Delivery
D1.2 Revenue Cost Ratio Adj	Hide	To be used by distributor that has a Revenue Cost Ratio Adjustment
J1.2 Smrt Grid Renew Gen Rt Add	Hide	To be used by distributor that is applying for a Rate Rider for Smart Grid / Renewable Generation Rate Adder
J2.1 Def Var Disp 2008	Hide	To be used by distributor that is applying for a Rate Rider for Deferral Variance Account Disposition (2008)
J2.2 Def Var Disp 2009	Hide	To be used by distributor that is applying for a Rate Rider for Deferral Variance Account Disposition (2009)
J2.3 Def Var Disp 2010	Show	To be used by distributor that is applying for a Rate Rider for Deferral Variance Account Disposition (2010)
J2.4 Def Var Disp 2011	Hide	To be used by distributor that is applying for a Rate Rider for Deferral Variance Account Disposition (2011)
J2.5 LRAMSSM Recovery RateRider	Show	To be used by distributor that is applying for a Rate Rider for LRAM/SSM
J2.6 ForegoneRevenue Rate Rider	Hide	To be used by distributor that is continuing a Rate Rider for Foregone Revenue
J2.7 Tax Change Rate Rider	Hide	To be used by distributor that is applying for a Rate Rider for Shared Tax Savings
J2.8 Incr Capital Rate Rider	Hide	To be used by distributor that is applying for a Rate Rider for Incremental Capital
J3.1 App For Low Voltage Vol Rt	Show	To be used by distributor that is applying for a Rate Rider for Low Voltage Volumetric Rate
J3.2 Global Adjust Elec 2010	Hide	To be used by distributor that is applying for a Rate Rider for GA Sub-Acct - Electricity 2010
J3.21 Global Adjust Elec 2011	Hide	To be used by distributor that is applying for a Rate Rider for GA Sub-Acct - Electricity 2011
J3.3 Global Adjust Del 2010	Hide	To be used by distributor that is applying for a Rate Rider for GA Sub-Acct - Delivery 2010
J3.31 Global Adjust Del 2011	Hide	To be used by distributor that is applying for a Rate Rider for GA Sub-Acct - Delivery 2011



Name of LDC: Wellington North Power Inc.
File Number: EB-2010-0119
Effective Date: Sunday, May 01, 2011
Version : 1.9

Current and Applied For Rate Classes

Rate Group	Rate Class	Fixed Metric	Vol Metric
RES	Residential	Customer - 12 per year	kWh
GSLT50	General Service Less Than 50 kW	Customer - 12 per year	kWh
GSGT50	General Service 50 to 999 kW	Customer - 12 per year	kW
GSGT50	General Service 1,000 to 4,999 kW	Customer - 12 per year	kW
USL	Unmetered Scattered Load	Connection - 12 per year	kWh
Sen	Sentinel Lighting	Connection - 12 per year	kW
SL	Street Lighting	Connection - 12 per year	kW
NA	Rate Class 8	NA	NA
NA	Rate Class 9	NA	NA
NA	Rate Class 10	NA	NA
NA	Rate Class 11	NA	NA
NA	Rate Class 12	NA	NA
NA	Rate Class 13	NA	NA
NA	Rate Class 14	NA	NA
NA	Rate Class 15	NA	NA
NA	Rate Class 16	NA	NA
NA	Rate Class 17	NA	NA
NA	Rate Class 18	NA	NA
NA	Rate Class 19	NA	NA
NA	Rate Class 20	NA	NA
NA	Rate Class 21	NA	NA
NA	Rate Class 22	NA	NA
NA	Rate Class 23	NA	NA
NA	Rate Class 24	NA	NA
NA	Rate Class 25	NA	NA



Name of LDC: Wellington North Power Inc.
File Number: EB-2010-0119
Effective Date: Sunday, May 01, 2011
Version : 1.9

Current Smart Meter Funding Adder

Rate Adder	Smart Meters				
Tariff Sheet Disclosure	Yes				
Metric Applied To	Metered Customers				
Method of Application	Uniform Service Charge				
Uniform Service Charge Amount	1.00				
Rate Class	Applied to Class	Fixed Amount	Fixed Metric	Vol Amount	Vol Metric
Residential	Yes	1.000000	Customer - 12 per year	0.000000	kWh
General Service Less Than 50 kW	Yes	1.000000	Customer - 12 per year	0.000000	kWh
General Service 50 to 999 kW	Yes	1.000000	Customer - 12 per year	0.000000	kW
General Service 1,000 to 4,999 kW	Yes	1.000000	Customer - 12 per year	0.000000	kW



Name of LDC: Wellington North Power Inc.
File Number: EB-2010-0119
Effective Date: Sunday, May 01, 2011
Version : 1.9

Deferral Variance Account Disposition (2010)

Rate Rider	Def Var Disp 2010
Sunset Date	April 30, 2014 DDMM/YYYY
Metric Applied To	All Customers
Method of Application	Distinct Volumetric

Rate Class	Applied to Class	Fixed Amount	Fixed Metric	Vol Amount	Vol Metric
Residential	Yes	0.000000	Customer - 12 per year	-0.005800	kWh
General Service Less Than 50 kW	Yes	0.000000	Customer - 12 per year	-0.004200	kWh
General Service 50 to 999 kW	Yes	0.000000	Customer - 12 per year	-0.099500	kW
General Service 1,000 to 4,999 kW	Yes	0.000000	Customer - 12 per year	0.287100	kW
Unmetered Scattered Load	Yes	0.000000	Connection - 12 per year	-0.006500	kWh
Sentinel Lighting	Yes	0.000000	Connection - 12 per year	-5.329300	kW
Street Lighting	Yes	0.000000	Connection - 12 per year	-1.707200	kW



Name of LDC: Wellington North Power Inc.
File Number: EB-2010-0119
Effective Date: Sunday, May 01, 2011
Version : 1.9

Current Low Voltage Volumetric Rate

Rate Description	Low Voltage Volumetric Rate
Select Tariff Sheet Disclosure	Yes - Shown on Tariff Sheet
Metric Applied To	All Customers
Method of Application	Distinct Volumetric

Rate Class		Current Low Voltage
Residential	kWh	0.001600
General Service Less Than 50 kW	kWh	0.001500
General Service 50 to 999 kW	kW	0.603800
General Service 1,000 to 4,999 kW	kW	0.651800
Unmetered Scattered Load	kWh	0.001500
Sentinel Lighting	kW	0.467200
Street Lighting	kW	0.461200

Name of LDC: Wellington North Power Inc.
File Number: EB-2010-0119
Effective Date: Sunday, May 01, 2011
Version : 1.9

Current Rates and Charges

Rate Class

Residential

Rate Description	Metric	Rate
Service Charge	\$	13.86
Service Charge Smart Meters	\$	1.00
Distribution Volumetric Rate	\$/kWh	0.0139
Low Voltage Volumetric Rate	\$/kWh	0.0016
Distribution Volumetric Def Var Disp 2010 – effective until Wednesday, April 30, 2014	\$/kWh	(0.00580)
Retail Transmission Rate – Network Service Rate	\$/kWh	0.0050
Retail Transmission Rate – Line and Transformation Connection Service Rate	\$/kWh	0.0058
Wholesale Market Service Rate	\$/kWh	0.0052
Rural Rate Protection Charge	\$/kWh	0.0013
Standard Supply Service – Administrative Charge (if applicable)	\$	0.25

Rate Class

General Service Less Than 50 kW

Rate Description	Metric	Rate
Service Charge	\$	27.83
Service Charge Smart Meters	\$	1.00
Distribution Volumetric Rate	\$/kWh	0.0120
Low Voltage Volumetric Rate	\$/kWh	0.0015
Distribution Volumetric Def Var Disp 2010 – effective until Wednesday, April 30, 2014	\$/kWh	(0.00420)
Retail Transmission Rate – Network Service Rate	\$/kWh	0.0046
Retail Transmission Rate – Line and Transformation Connection Service Rate	\$/kWh	0.0048
Wholesale Market Service Rate	\$/kWh	0.0052
Rural Rate Protection Charge	\$/kWh	0.0013
Standard Supply Service – Administrative Charge (if applicable)	\$	0.25

Rate Class

General Service 50 to 999 kW

Rate Description	Metric	Rate
Service Charge	\$	243.25
Service Charge Smart Meters	\$	1.00
Distribution Volumetric Rate	\$/kW	3.2562
	\$/kW	
Low Voltage Volumetric Rate	\$/kW	0.6038
Distribution Volumetric Def Var Disp 2010 – effective until Wednesday, April 30, 2014	\$/kW	(0.09950)
Retail Transmission Rate – Network Service Rate	\$/kW	1.8734
	\$/kW	0.0000
	\$/kW	0.0000
Retail Transmission Rate – Line and Transformation Connection Service Rate	\$/kW	1.9438
	\$/kW	0.0000
	\$/kW	0.0000
Wholesale Market Service Rate	\$/kWh	0.0052
Rural Rate Protection Charge	\$/kWh	0.0013
Standard Supply Service – Administrative Charge (if applicable)	\$	0.25

Rate Class

General Service 1,000 to 4,999 kW

Rate Description	Metric	Rate
Service Charge	\$	1,488.45
Service Charge Smart Meters	\$	1.00
Distribution Volumetric Rate	\$/kW	1.2490
	\$/kW	
Low Voltage Volumetric Rate	\$/kW	0.6518
Distribution Volumetric Def Var Disp 2010 – effective until Wednesday, April 30, 2014	\$/kW	0.28710
Retail Transmission Rate – Network Service Rate	\$/kW	1.9898
	\$/kW	0.0000
	\$/kW	0.0000
Retail Transmission Rate – Line and Transformation Connection Service Rate	\$/kW	2.1309
	\$/kW	0.0000
	\$/kW	0.0000
Wholesale Market Service Rate	\$/kWh	0.0052
Rural Rate Protection Charge	\$/kWh	0.0013
Standard Supply Service – Administrative Charge (if applicable)	\$	0.25

Rate Class

Unmetered Scattered Load

Rate Description	Metric	Rate
Service Charge (per connection)	\$	10.28
Distribution Volumetric Rate	\$/kWh	0.0083
Low Voltage Volumetric Rate	\$/kWh	0.0015
Distribution Volumetric Def Var Disp 2010 – effective until Wednesday, April 30, 2014	\$/kWh	(0.00650)
Retail Transmission Rate – Network Service Rate	\$/kWh	0.0046
Retail Transmission Rate – Line and Transformation Connection Service Rate	\$/kWh	0.0048
Wholesale Market Service Rate	\$/kWh	0.0052
Rural Rate Protection Charge	\$/kWh	0.0013
Standard Supply Service – Administrative Charge (if applicable)	\$	0.25

Rate Class

Sentinel Lighting

Rate Description	Metric	Rate
Service Charge (per connection)	\$	16.08
Distribution Volumetric Rate	\$/kW	59.4148
Low Voltage Volumetric Rate	\$/kW	0.4672
Distribution Volumetric Def Var Disp 2010 – effective until Wednesday, April 30, 2014	\$/kW	(5.32930)
Retail Transmission Rate – Network Service Rate	\$/kW	1.4200
Retail Transmission Rate – Line and Transformation Connection Service Rate	\$/kW	1.5341
Wholesale Market Service Rate	\$/kWh	0.0052
Rural Rate Protection Charge	\$/kWh	0.0013
Standard Supply Service – Administrative Charge (if applicable)	\$	0.25

Rate Class

Street Lighting

Rate Description	Metric	Rate
Service Charge (per connection)	\$	5.13
Distribution Volumetric Rate	\$/kW	5.7139
Low Voltage Volumetric Rate	\$/kW	0.4612
Distribution Volumetric Def Var Disp 2010 – effective until Wednesday, April 30, 2014	\$/kW	(1.70720)
Retail Transmission Rate – Network Service Rate	\$/kW	1.4129
Retail Transmission Rate – Line and Transformation Connection Service Rate	\$/kW	1.5027
Wholesale Market Service Rate	\$/kWh	0.0052
Rural Rate Protection Charge	\$/kWh	0.0013
Standard Supply Service – Administrative Charge (if applicable)	\$	0.25



Name of LDC: Wellington North Power Inc.
File Number: EB-2010-0119
Effective Date: Sunday, May 01, 2011
Version : 1.9

Base Distribution Rates

Service Charge

Class	Metric	Current Rates	Current Base Rates
Residential	Customer - 12 per year	13.860000	13.860000
General Service Less Than 50 kW	Customer - 12 per year	27.830000	27.830000
General Service 50 to 999 kW	Customer - 12 per year	243.250000	243.250000
General Service 1,000 to 4,999 kW	Customer - 12 per year	1,488.450000	1,488.450000
Unmetered Scattered Load	Connection - 12 per year	10.280000	10.280000
Sentinel Lighting	Connection - 12 per year	16.080000	16.080000
Street Lighting	Connection - 12 per year	5.130000	5.130000

Distribution Volumetric Rate

Class	Metric	Current Rates	Current Base Rates
Residential	kWh	0.013900	0.013900
General Service Less Than 50 kW	kWh	0.012000	0.012000
General Service 50 to 999 kW	kW	3.256200	3.256200
General Service 1,000 to 4,999 kW	kW	1.249000	1.249000
Unmetered Scattered Load	kWh	0.008300	0.008300
Sentinel Lighting	kW	59.414800	59.414800
Street Lighting	kW	5.713900	5.713900



Name of LDC: Wellington North Power Inc.
File Number: EB-2010-0119
Effective Date: Sunday, May 01, 2011
Version : 1.9


Rate Rebalanced Base Distribution Rates

Monthly Service Charge

Class	Metric	Base Rate	Revenue Cost Ratio	Rate ReBal Base
Residential	Customer - 12 per year	13.860000	0.000000	13.860000
General Service Less Than 50 kW	Customer - 12 per year	27.830000	0.000000	27.830000
General Service 50 to 999 kW	Customer - 12 per year	243.250000	0.000000	243.250000
General Service 1,000 to 4,999 kW	Customer - 12 per year	1,488.450000	0.000000	1,488.450000
Unmetered Scattered Load	Connection -12 per year	10.280000	0.000000	10.280000
Sentinel Lighting	Connection - 12 per year	16.080000	0.000000	16.080000
Street Lighting	Connection - 12 per year	5.130000	0.000000	5.130000

Volumetric Distribution Charge

Class	Metric	Base Rate	Revenue Cost Ratio	Rate ReBal Base
Residential	kWh	0.013900	0.000000	0.013900
General Service Less Than 50 kW	kWh	0.012000	0.000000	0.012000
General Service 50 to 999 kW	kW	3.256200	0.000000	3.256200
General Service 1,000 to 4,999 kW	kW	1.249000	0.000000	1.249000
Unmetered Scattered Load	kWh	0.008300	0.000000	0.008300
Sentinel Lighting	kW	59.414800	0.000000	59.414800
Street Lighting	kW	5.713900	0.000000	5.713900



Name of LDC: Wellington North Power Inc.
File Number: EB-2010-0119
Effective Date: Sunday, May 01, 2011
Version : 1.9

GDP-IPI Price Cap Adjustment Worksheet

Price Cap Index

Price Escalator (GDP-IPI)	1.30%
Less Productivity Factor	-0.72%
Less Stretch Factor	-0.40%

Price Cap Index

0.18%



Name of LDC: Wellington North Power Inc.
File Number: EB-2010-0119
Effective Date: Sunday, May 01, 2011
Version : 1.9

GDP-IPI Price Cap Adjustment to Rates

Price Cap Adjustment	Price Cap Adjustment	
Metric Applied To	All Customers	
Method of Application	Both Uniform%	
Uniform Service Charge Percent	0.180%	Uniform Volumetric Charge Percent 0.180% kWh 0.180% kW

Monthly Service Charge

Class	Metric	Base Rate	To This Class	% Adjustment	Adj To Base
Residential	Customer - 12 per year	13.860000	Yes	0.180%	0.024948
General Service Less Than 50 kW	Customer - 12 per year	27.830000	Yes	0.180%	0.050094
General Service 50 to 999 kW	Customer - 12 per year	243.250000	Yes	0.180%	0.437850
General Service 1,000 to 4,999 kW	Customer - 12 per year	1488.450000	Yes	0.180%	2.679210
Unmetered Scattered Load	Connection - 12 per year	10.280000	Yes	0.180%	0.018504
Sentinel Lighting	Connection - 12 per year	16.080000	Yes	0.180%	0.028944
Street Lighting	Connection - 12 per year	5.130000	Yes	0.180%	0.009234

Volumetric Distribution Charge

Class	Metric	Base Rate	To This Class	% Adjustment	Adj To Base
Residential	kWh	0.013900	Yes	0.180%	0.000025
General Service Less Than 50 kW	kWh	0.012000	Yes	0.180%	0.000022
General Service 50 to 999 kW	kW	3.256200	Yes	0.180%	0.005861
General Service 1,000 to 4,999 kW	kW	1.249000	Yes	0.180%	0.002248
Unmetered Scattered Load	kWh	0.008300	Yes	0.180%	0.000015
Sentinel Lighting	kW	59.414800	Yes	0.180%	0.106947
Street Lighting	kW	5.713900	Yes	0.180%	0.010285

Name of LDC: Wellington North Power Inc.
 File Number: EB-2010-0119
 Effective Date: Sunday, May 01, 2011
 Version : 1.9

After Price Cap Base Distribution Rates General

Monthly Service Charge

Class	Metric	Base Rate	Price Cap Adjustment	After Price Cape Base
Residential	Customer - 12 per year	13.860000	0.024948	13.884948
General Service Less Than 50 kW	Customer - 12 per year	27.830000	0.050094	27.880094
General Service 50 to 999 kW	Customer - 12 per year	243.250000	0.437850	243.687850
General Service 1,000 to 4,999 kW	Customer - 12 per year	#####	2.679210	1491.129210
Unmetered Scattered Load	Connection -12 per year	10.280000	0.018504	10.298504
Sentinel Lighting	Connection - 12 per year	16.080000	0.028944	16.108944
Street Lighting	Connection - 12 per year	5.130000	0.009234	5.139234

Volumetric Distribution Charge

Class	Metric	Base Rate	Price Cap Adjustment	After Price Cape Base
Residential	kWh	0.013900	0.000025	0.013925
General Service Less Than 50 kW	kWh	0.012000	0.000022	0.012022
General Service 50 to 999 kW	kW	3.256200	0.005861	3.262061
General Service 1,000 to 4,999 kW	kW	1.249000	0.002248	1.251248
Unmetered Scattered Load	kWh	0.008300	0.000015	0.008315
Sentinel Lighting	kW	59.414800	0.106947	59.521747
Street Lighting	kW	5.713900	0.010285	5.724185

Name of LDC: Wellington North Power Inc.
File Number: EB-2010-0119
Effective Date: Sunday, May 01, 2011
Version : 1.9

Applied For Smart Meter Funding Adder

Rate Adder	Smart Meters					
Tariff Sheet Disclosure	Yes					
Metric Applied To	Metered Customers					
Method of Application	Uniform Service Charge					
Uniform Service Charge Amount	3.79					
Rate Class	Applied to Class	Fixed Amount	Fixed Metric	Vol Amount	Vol Metric	
Residential	Yes	3.790000	Customer - 12 per year	0.000000	kWh	
General Service Less Than 50 kW	Yes	3.790000	Customer - 12 per year	0.000000	kWh	
General Service 50 to 999 kW	Yes	3.790000	Customer - 12 per year	0.000000	kW	
General Service 1,000 to 4,999 kW	Yes	3.790000	Customer - 12 per year	0.000000	kW	

Name of LDC: Wellington North Power Inc.
File Number: EB-2010-0119
Effective Date: Sunday, May 01, 2011
Version : 1.9

Deferral Variance Account Disposition (2010)

Rate Rider	Def Var Disp 2010
Sunset Date	April 30, 2014 DDMMYYYY
Metric Applied To	All Customers
Method of Application	Distinct Volumetric

Rate Class	Applied to Class	Fixed Amount	Fixed Metric	Vol Amount	Vol Metric
Residential	Yes	0.000000	Customer - 12 per year	-0.005800	kWh
General Service Less Than 50 kW	Yes	0.000000	Customer - 12 per year	-0.004200	kWh
General Service 50 to 999 kW	Yes	0.000000	Customer - 12 per year	-0.099500	kW
General Service 1,000 to 4,999 kW	Yes	0.000000	Customer - 12 per year	0.287100	kW
Unmetered Scattered Load	Yes	0.000000	Connection - 12 per year	-0.006500	kWh
Sentinel Lighting	Yes	0.000000	Connection - 12 per year	-5.329300	kW
Street Lighting	Yes	0.000000	Connection - 12 per year	-1.707200	kW



Name of LDC: Wellington North Power Inc.
File Number: EB-2010-0119
Effective Date: Sunday, May 01, 2011
Version : 1.9

Lost Revenue Adjustment Mechanism (LRAM) Recovery/Shared Savings Mechanism (SSM) Recovery Rate Rider

Rate Rider	Lost Revenue Adjustment Mechanism (LRAM) Recovery/Shared Savings Mechanism (SSM) Recovery
Sunset Date	DDMMYYYY April 30, 2014
Metric Applied To	All Customers
Method of Application	Distinct Volumetric

Rate Class	Applied to Class	Fixed Amount	Fixed Metric	Vol Amount	Vol Metric
Residential	Yes	0.000000	Customer - 12 per year	0.000500	kWh
General Service Less Than 50 kW	Yes	0.000000	Customer - 12 per year	0.002400	kWh
General Service 50 to 999 kW	Yes	0.000000	Customer - 12 per year	0.289700	kW
General Service 1,000 to 4,999 kW	No	0.000000	Customer - 12 per year	0.000000	kW
Unmetered Scattered Load	No	0.000000	Connection -12 per year	0.000000	kWh
Sentinel Lighting	No	0.000000	Connection - 12 per year	0.000000	kW
Street Lighting	No	0.000000	Connection - 12 per year	0.000000	kW



Name of LDC: Wellington North Power Inc.
File Number: EB-2010-0119
Effective Date: Sunday, May 01, 2011
Version : 1.9

Applied For Low Voltage Volumetric Rate

Rate Description	Low Voltage Volumetric Rate
Select Tariff Sheet Disclosure	Shown on Tariff Sheet
Metric Applied To	All Customers
Method of Application	Distinct Volumetric

Rate Class		Applied for Low Voltage
Residential	kWh	0.001600
General Service Less Than 50 kW	kWh	0.001500
General Service 50 to 999 kW	kW	0.603800
General Service 1,000 to 4,999 kW	kW	0.651800
Unmetered Scattered Load	kWh	0.001500
Sentinel Lighting	kW	0.467200
Street Lighting	kW	0.461200



Name of LDC: Wellington North Power Inc.
File Number: EB-2010-0119
Effective Date: Sunday, May 01, 2011
Version : 1.9

Applied For RTSR - Network

Method of Application

Distinct Dollar

Rate Class		Applied to Class				
Residential		Yes				
Rate Description		Vol Metric	Current Amount	% Adjustment	\$ Adjustment	Final Amount
Retail Transmission Rate – Network Service Rate		\$/kWh	0.005000	0.000%	0.000347	0.005347
Rate Class		Applied to Class				
General Service Less Than 50 kW		Yes				
Rate Description		Vol Metric	Current Amount	% Adjustment	\$ Adjustment	Final Amount
Retail Transmission Rate – Network Service Rate		\$/kWh	0.004600	0.000%	0.000320	0.004920
Rate Class		Applied to Class				
General Service 50 to 999 kW		Yes				
Rate Description		Vol Metric	Current Amount	% Adjustment	\$ Adjustment	Final Amount
Retail Transmission Rate – Network Service Rate		\$/kW	1.873400	0.000%	0.130136	2.003536
Rate Class		Applied to Class				
General Service 1,000 to 4,999 kW		Yes				
Rate Description		Vol Metric	Current Amount	% Adjustment	\$ Adjustment	Final Amount
Retail Transmission Rate – Network Service Rate		\$/kW	1.989800	0.000%	0.138222	2.128022
Rate Class		Applied to Class				
Unmetered Scattered Load		Yes				
Rate Description		Vol Metric	Current Amount	% Adjustment	\$ Adjustment	Final Amount
Retail Transmission Rate – Network Service Rate		\$/kWh	0.004600	0.000%	0.000320	0.004920
Rate Class		Applied to Class				
Sentinel Lighting		Yes				
Rate Description		Vol Metric	Current Amount	% Adjustment	\$ Adjustment	Final Amount
Retail Transmission Rate – Network Service Rate		\$/kW	1.420000	0.000%	0.098640	1.518640
Rate Class		Applied to Class				
Street Lighting		Yes				
Rate Description		Vol Metric	Current Amount	% Adjustment	\$ Adjustment	Final Amount
Retail Transmission Rate – Network Service Rate		\$/kW	1.412900	0.000%	0.098147	1.511047



Name of LDC: Wellington North Power Inc.
File Number: EB-2010-0119
Effective Date: Sunday, May 01, 2011
Version : 1.9

Applied For RTSR - Connection

Method of Application

Distinct Dollar

Rate Class	Applied to Class
Residential	Yes
Rate Description	Vol Metric
Retail Transmission Rate – Line and Transformation Connection Service Rate	\$/kWh
	Current Amount
	% Adjustment
	\$ Adjustment
	Final Amount
	0.005800
	0.000%
	-0.002100
	0.003700

Rate Class	Applied to Class
General Service Less Than 50 kW	Yes
Rate Description	Vol Metric
Retail Transmission Rate – Line and Transformation Connection Service Rate	\$/kWh
	Current Amount
	% Adjustment
	\$ Adjustment
	Final Amount
	0.004800
	0.000%
	-0.001738
	0.003062

Rate Class	Applied to Class
General Service 50 to 999 kW	Yes
Rate Description	Vol Metric
Retail Transmission Rate – Line and Transformation Connection Service Rate	\$/kW
	Current Amount
	% Adjustment
	\$ Adjustment
	Final Amount
	1.943800
	0.000%
	-0.703871
	1.239929

Rate Class	Applied to Class
General Service 1,000 to 4,999 kW	Yes
Rate Description	Vol Metric
Retail Transmission Rate – Line and Transformation Connection Service Rate	\$/kW
	Current Amount
	% Adjustment
	\$ Adjustment
	Final Amount
	2.130900
	0.000%
	-0.771622
	1.359278

Rate Class	Applied to Class
Unmetered Scattered Load	Yes
Rate Description	Vol Metric
Retail Transmission Rate – Line and Transformation Connection Service Rate	\$/kWh
	Current Amount
	% Adjustment
	\$ Adjustment
	Final Amount
	0.004800
	0.000%
	-0.001738
	0.003062

Rate Class	Applied to Class
Sentinel Lighting	Yes
Rate Description	Vol Metric
Retail Transmission Rate – Line and Transformation Connection Service Rate	\$/kW
	Current Amount
	% Adjustment
	\$ Adjustment
	Final Amount
	1.534100
	0.000%
	-0.555514
	0.978586

Rate Class	Applied to Class
Street Lighting	Yes
Rate Description	Vol Metric
Retail Transmission Rate – Line and Transformation Connection Service Rate	\$/kW
	Current Amount
	% Adjustment
	\$ Adjustment
	Final Amount
	1.502700
	0.000%
	-0.544144
	0.958556



Name of LDC: Wellington North Power Inc.
File Number: EB-2010-0119
Effective Date: Sunday, May 01, 2011
Version : 1.9

microFIT Generator

Rate Class

microFIT Generator

Rate Description
Service Charge

Fixed Metric	Rate
\$	5.25



Name of LDC: Wellington North Power Inc.
File Number: EB-2010-0119
Effective Date: Sunday, May 01, 2011
Version : 1.9

Applied For Monthly Rates and Charges

Rate Class

Residential

Rate Description	Metric	Rate
Service Charge	\$	13.88
Service Charge Smart Meters	\$	3.79
Distribution Volumetric Rate	\$/kWh	0.0139
Low Voltage Volumetric Rate	\$/kWh	0.0016
Distribution Volumetric Def Var Disp 2010 – effective until Wednesday, April 30, 2014	\$/kWh	(0.00580)
Distribution Volumetric Lost Revenue Adjustment Mechanism (LRAM) Recovery/Shared Savings Mechanism (SS)	\$/kWh	0.00050
Retail Transmission Rate – Network Service Rate	\$/kWh	0.0053
Retail Transmission Rate – Line and Transformation Connection Service Rate	\$/kWh	0.0037
Wholesale Market Service Rate	\$/kWh	0.0052
Rural Rate Protection Charge	\$/kWh	0.0013
Standard Supply Service – Administrative Charge (if applicable)	\$	0.25

Rate Class

General Service Less Than 50 kW

Rate Description	Metric	Rate
Service Charge	\$	27.88
Service Charge Smart Meters	\$	3.79
Distribution Volumetric Rate	\$/kWh	0.0120
Low Voltage Volumetric Rate	\$/kWh	0.0015
Distribution Volumetric Def Var Disp 2010 – effective until Wednesday, April 30, 2014	\$/kWh	(0.00420)
Distribution Volumetric Lost Revenue Adjustment Mechanism (LRAM) Recovery/Shared Savings Mechanism (SS)	\$/kWh	0.00240
Retail Transmission Rate – Network Service Rate	\$/kWh	0.0049
Retail Transmission Rate – Line and Transformation Connection Service Rate	\$/kWh	0.0031
Wholesale Market Service Rate	\$/kWh	0.0052
Rural Rate Protection Charge	\$/kWh	0.0013
Standard Supply Service – Administrative Charge (if applicable)	\$	0.25

Rate Class

General Service 50 to 999 kW

Rate Description	Metric	Rate
Service Charge	\$	243.69
Service Charge Smart Meters	\$	3.79
Distribution Volumetric Rate	\$/kW	3.2621
Low Voltage Volumetric Rate	\$/kW	0.6038
Distribution Volumetric Def Var Disp 2010 – effective until Wednesday, April 30, 2014	\$/kW	(0.09950)
Distribution Volumetric Lost Revenue Adjustment Mechanism (LRAM) Recovery/Shared Savings Mechanism (SS)	\$/kW	0.28970
Retail Transmission Rate – Network Service Rate	\$/kW	2.0035
Retail Transmission Rate – Line and Transformation Connection Service Rate	\$/kW	1.2399
Wholesale Market Service Rate	\$/kWh	0.0052
Rural Rate Protection Charge	\$/kWh	0.0013
Standard Supply Service – Administrative Charge (if applicable)	\$	0.25

Rate Class

General Service 1,000 to 4,999 kW

Rate Description	Metric	Rate
Service Charge	\$	1,491.13
Service Charge Smart Meters	\$	3.79
Distribution Volumetric Rate	\$/kW	1.2512
Low Voltage Volumetric Rate	\$/kW	0.6518
Distribution Volumetric Def Var Disp 2010 – effective until Wednesday, April 30, 2014	\$/kW	0.28710
Retail Transmission Rate – Network Service Rate	\$/kW	2.1280
Retail Transmission Rate – Line and Transformation Connection Service Rate	\$/kW	1.3593
Wholesale Market Service Rate	\$/kWh	0.0052
Rural Rate Protection Charge	\$/kWh	0.0013
Standard Supply Service – Administrative Charge (if applicable)	\$	0.25

Rate Class

Unmetered Scattered Load

Rate Description	Metric	Rate
Service Charge (per connection)	\$	10.30
Distribution Volumetric Rate	\$/kWh	0.0083
Low Voltage Volumetric Rate	\$/kWh	0.0015
Distribution Volumetric Def Var Disp 2010 – effective until Wednesday, April 30, 2014	\$/kWh	(0.00650)
Retail Transmission Rate – Network Service Rate	\$/kWh	0.0049
Retail Transmission Rate – Line and Transformation Connection Service Rate	\$/kWh	0.0031
Wholesale Market Service Rate	\$/kWh	0.0052
Rural Rate Protection Charge	\$/kWh	0.0013
Standard Supply Service – Administrative Charge (if applicable)	\$	0.25

Rate Class


Sentinel Lighting

Rate Description	Metric	Rate
Service Charge (per connection)	\$	16.11
Distribution Volumetric Rate	\$/kW	59.5217
Low Voltage Volumetric Rate	\$/kW	0.4672
Distribution Volumetric Def Var Disp 2010 – effective until Wednesday, April 30, 2014	\$/kW	(5.32930)
Retail Transmission Rate – Network Service Rate	\$/kW	1.5186
Retail Transmission Rate – Line and Transformation Connection Service Rate	\$/kW	0.9786
Wholesale Market Service Rate	\$/kWh	0.0052
Rural Rate Protection Charge	\$/kWh	0.0013
Standard Supply Service – Administrative Charge (if applicable)	\$	0.25

Rate Class

Street Lighting

Rate Description	Metric	Rate
Service Charge (per connection)	\$	5.14
Distribution Volumetric Rate	\$/kW	5.7242
Low Voltage Volumetric Rate	\$/kW	0.4612
Distribution Volumetric Def Var Disp 2010 – effective until Wednesday, April 30, 2014	\$/kW	(1.70720)
Retail Transmission Rate – Network Service Rate	\$/kW	1.5110
Retail Transmission Rate – Line and Transformation Connection Service Rate	\$/kW	0.9586
Wholesale Market Service Rate	\$/kWh	0.0052
Rural Rate Protection Charge	\$/kWh	0.0013
Standard Supply Service – Administrative Charge (if applicable)	\$	0.25



Name of LDC: Wellington North Power Inc.
File Number: EB-2010-0119
Effective Date: Sunday, May 01, 2011
Version : 1.9

Current and Applied For Loss Factors

LOSS FACTORS

Current

Total Loss Factor - Secondary Metered Customer < 5,000 kW
Total Loss Factor - Secondary Metered Customer > 5,000 kW
Total Loss Factor - Primary Metered Customer < 5,000 kW
Total Loss Factor - Primary Metered Customer > 5,000 kW

1.0699
n/a
1.0592
n/a



Name of LDC: Wellington North Power Inc.
File Number: EB-2010-0119
Effective Date: Sunday, May 01, 2011
Version : 1.9

Summary of Changes To Service Charge and Distribut

	Fixed (\$)	Volumetric \$/kWh
Residential		
Current Tariff Distribution Rates	13.86	0.0139
Current Base Distribution Rates	13.86	0.0139
Price Cap Adjustments		
Price Cap Adjustment	0.02	0.0000
Total Price Cap Adjustments	0.02	0.0000
Applied For Base Distribution Rates	13.88	0.0139
Applied For Tariff Distribution Rates	13.88	0.0139
	0.00	0.0000

	Fixed (\$)	Volumetric \$/kWh
General Service Less Than 50 kW		
Current Tariff Rates	27.83	0.0120
Current Base Distribution Rates	27.83	0.01
Price Cap Adjustments		
Price Cap Adjustment	0.05	0.0000
Total Price Cap Adjustments	0.05	0.0000
Applied For Base Distribution Rates	27.88	0.0120
Applied For Tariff Distribution Rates	27.88	0.0120
	0.00	0.0000

	Fixed (\$)	Volumetric \$/kW
General Service 50 to 999 kW		
Current Tariff Rates	243.25	3.2562
Current Base Distribution Rates	243.25	3.26
Price Cap Adjustments		
Price Cap Adjustment	0.44	0.0059
Total Price Cap Adjustments	0.44	0.0059
Applied For Base Distribution Rates	243.69	3.2621
Applied For Tariff Distribution Rates	243.69	3.2621
	0.00	0.0000

	Fixed (\$)	Volumetric \$/kW
General Service 1,000 to 4,999 kW		
Current Tariff Rates	1,488.45	1.2490
Current Base Distribution Rates	1,488.45	1.25
Price Cap Adjustments		
Price Cap Adjustment	2.68	0.0022
Total Price Cap Adjustments	2.68	0.0022

Applied For Base Distribution Rates	1,491.13	1.2512
Applied For Tariff Distribution Rates	1,491.13	1.2512
	0.00	0.0000

	Fixed	Volumetric
Unmetered Scattered Load	(\$)	\$/kWh
Current Tariff Rates	10.28	0.0083
Current Base Distribution Rates	10.28	0.01
Price Cap Adjustments		
Price Cap Adjustment	0.02	0.0000
Total Price Cap Adjustments	0.02	0.0000
Applied For Base Distribution Rates	10.30	0.0083
Applied For Tariff Distribution Rates	10.30	0.0083
	0.00	0.0000

	Fixed	Volumetric
Sentinel Lighting	(\$)	\$/kW
Current Tariff Rates	16.08	59.4148
Current Base Distribution Rates	16.08	59.41
Price Cap Adjustments		
Price Cap Adjustment	0.03	0.1069
Total Price Cap Adjustments	0.03	0.1069
Applied For Base Distribution Rates	16.08	59.4148
Applied For Tariff Distribution Rates	16.11	59.5217
	0.00	0.0000

	Fixed	Volumetric
Street Lighting	(\$)	\$/kW
Current Tariff Rates	5.13	5.7139
Current Base Distribution Rates	5.13	5.71
Price Cap Adjustments		
Price Cap Adjustment	0.01	0.0103
Total Price Cap Adjustments	0.01	0.0103
Applied For Base Distribution Rates	5.14	5.7242
Applied For Tariff Distribution Rates	5.14	5.7242
	0.00	0.0000



Name of LDC: Wellington North Power Inc.
File Number: EB-2010-0119
Effective Date: Sunday, May 01, 2011
Version : 1.9

Summary of Changes To Tariff Rate Add

	Fixed	Volumetric
Residential	(\$)	\$/kWh
Current Tariff Rates Adders		
Smart Meters	1.00	0.0000
Total Current Tariff Rates Adders	1.00	0.0000

	Fixed	Volumetric
Residential	(\$)	\$/kWh
Proposed Tariff Rates Adders		
Smart Meters	3.79	0.0000
Total Proposed Tariff Rates Adders	3.79	0.0000

	Fixed	Volumetric
General Service Less Than 50 kW	(\$)	\$/kWh
Current Tariff Rates Adders		
Smart Meters	1.00	0.0000
Total Current Tariff Rates Adders	1.00	0.0000

	Fixed	Volumetric
General Service Less Than 50 kW	(\$)	\$
Proposed Tariff Rates Adders		
Smart Meters	3.79	0.0000
Total Proposed Tariff Rates Adders	3.79	0.0000

	Fixed	Volumetric
General Service 50 to 999 kW	(\$)	\$
Current Tariff Rates Adders		
Smart Meters	1.00	0.0000
Total Current Tariff Rates Adders	1.00	0.0000

	Fixed	Volumetric
General Service 50 to 999 kW	(\$)	\$
Proposed Tariff Rates Adders		
Smart Meters	3.79	0.0000
Total Proposed Tariff Rates Adders	3.79	0.0000

	Fixed	Volumetric
General Service 1,000 to 4,999 kW	(\$)	\$/kWh
Current Tariff Rates Adders		
Smart Meters	1.00	0.0000
Total Current Tariff Rates Adders	1.00	0.0000

	Fixed	Volumetric
General Service 1,000 to 4,999 kW	(\$)	0
Proposed Tariff Rates Adders		
Smart Meters	3.79	0.0000
Total Proposed Tariff Rates Adders	3.79	0.0000

	Fixed	Volumetric
Unmetered Scattered Load	(\$)	\$/kWh
Current Tariff Rates Adders		
Total Current Tariff Rates Adders	0.00	0.0000

	Fixed	Volumetric
Unmetered Scattered Load	(\$)	0
Proposed Tariff Rates Adders		
Total Proposed Tariff Rates Adders	0.00	0.0000

	Fixed	Volumetric
Sentinel Lighting	(\$)	0
Current Tariff Rates Adders		
Total Current Tariff Rates Adders	0.00	0.0000

	Fixed	Volumetric
Sentinel Lighting	(\$)	\$/kW
Proposed Tariff Rates Adders		
Total Proposed Tariff Rates Adders	0.00	0.0000

	Fixed	Volumetric
Street Lighting	(\$)	\$/kW
Current Tariff Rates Adders		
Total Current Tariff Rates Adders	0.00	0.0000

	Fixed	Volumetric
Street Lighting	(\$)	0
Proposed Tariff Rates Adders		
Total Proposed Tariff Rates Adders	0.00	0.0000



Name of LDC: Wellington North Power Inc.
File Number: EB-2010-0119
Effective Date: Sunday, May 01, 2011
Version : 1.9

Summary of Changes To Tariff Rate Riders

	Fixed	Volumetric
	(\$)	\$/kWh
Residential		
Current Tariff Rates Riders		
Def Var Disp 2010	0.00	-0.0058
Total Current Tariff Rates Riders	0.00	-0.0058

	Fixed	Volumetric
	(\$)	\$/kWh
Residential		
Proposed Tariff Rates Riders		
Def Var Disp 2010	0.00	-0.0058
Lost Revenue Adjustment Mechanism (LRAM) Recovery/Shared Savings Mechanism (SSM) Recovery	0.00	0.0005
Total Proposed Tariff Rates Riders	0.00	-0.0053

	Fixed	Volumetric
	(\$)	\$/kWh
General Service Less Than 50 kW		
Current Tariff Rates Riders		
Def Var Disp 2010	0.00	-0.0042
Total Current Tariff Rates Riders	0.00	-0.0042

	Fixed	Volumetric
	(\$)	\$
General Service Less Than 50 kW		
Proposed Tariff Rates Riders		
Def Var Disp 2010	0.00	-0.0042
Lost Revenue Adjustment Mechanism (LRAM) Recovery/Shared Savings Mechanism (SSM) Recovery	0.00	0.0024
Total Proposed Tariff Rates Riders	0.00	-0.0018

	Fixed	Volumetric
	(\$)	\$
General Service 50 to 999 kW		
Current Tariff Rates Riders		
Def Var Disp 2010	0.00	-0.0995
Total Current Tariff Rates Riders	0.00	-0.0995

	Fixed	Volumetric
	(\$)	\$
General Service 50 to 999 kW		
Proposed Tariff Rates Riders		
Def Var Disp 2010	0.00	-0.0995
Lost Revenue Adjustment Mechanism (LRAM) Recovery/Shared Savings Mechanism (SSM) Recovery	0.00	0.2897
Total Proposed Tariff Rates Riders	0.00	0.1902

	Fixed	Volumetric
	(\$)	\$/kWh
General Service 1,000 to 4,999 kW		
Current Tariff Rates Riders		
Def Var Disp 2010	0.00	0.2871
Total Current Tariff Rates Riders	0.00	0.2871

	Fixed	Volumetric
	(\$)	0
General Service 1,000 to 4,999 kW		

Proposed Tariff Rates Riders		
Def Var Disp 2010	0.00	0.2871
Total Proposed Tariff Rates Riders	0.00	0.2871

	Fixed	Volumetric
Unmetered Scattered Load	(\$)	\$/kWh
Current Tariff Rates Riders		
Def Var Disp 2010	0.00	-0.0065
Total Current Tariff Rates Riders	0.00	-0.0065

	Fixed	Volumetric
Unmetered Scattered Load	(\$)	0
Proposed Tariff Rates Riders		
Def Var Disp 2010	0.00	-0.0065
Total Proposed Tariff Rates Riders	0.00	-0.0065

	Fixed	Volumetric
Sentinel Lighting	(\$)	0
Current Tariff Rates Riders		
Def Var Disp 2010	0.00	-5.3293
Total Current Tariff Rates Riders	0.00	-5.3293

	Fixed	Volumetric
Sentinel Lighting	(\$)	\$/kW
Proposed Tariff Rates Riders		
Def Var Disp 2010	0.00	-5.3293
Total Proposed Tariff Rates Riders	0.00	-5.3293

	Fixed	Volumetric
Street Lighting	(\$)	\$/kW
Current Tariff Rates Riders		
Def Var Disp 2010	0.00	-1.7072
Total Current Tariff Rates Riders	0.00	-1.7072

	Fixed	Volumetric
Street Lighting	(\$)	0
Proposed Tariff Rates Riders		
Def Var Disp 2010	0.00	-1.7072
Total Proposed Tariff Rates Riders	0.00	-1.7072

Name of LDC: Wellington North Power Inc.
File Number: EB-2010-0119
Effective Date: Sunday, May 01, 2011
Version : 1.9

Calculation of Bill Impacts

RTSR Loss Adjusted Metered kWh	Yes
RTSR Loss Adjusted Metered kW	No

Residential

Monthly Rates and Charges	Metric	Current Rate	Applied For Rate
Service Charge	\$	13.86	13.86
Service Charge Rate Adder(s)	\$	1.00	3.79
Service Charge Rate Rider(s)	\$	-	-
Distribution Volumetric Rate	\$/kWh	0.0139	0.0139
Distribution Volumetric Rate Adder(s)	\$/kWh	0.0016	0.0016
Low Voltage Volumetric Rate	\$/kWh	-	-
Distribution Volumetric Rate Rider(s)	\$/kWh	-	-
Retail Transmission Rate - Network Service Rate	\$/kWh	0.0050	0.0053
Retail Transmission Rate - Line and Transformation Connection Service Rate	\$/kWh	0.0058	0.0037
Wholesale Market Service Rate	\$/kWh	0.0052	0.0052
Rural Rate Protection Charge	\$/kWh	0.0013	0.0013
Special Purpose Charge	\$/kWh	0.0004	0.0004
Standard Supply Service - Administration Charge (if applicable)	\$/kWh	0.25	0.25

Consumption	800 kWh	0 kW
RPP Tier One	600 kWh	Load Factor

Loss Factor 1.0699

Residential	Volume	RATE \$	CHARGE \$	Volume	RATE \$	CHARGE \$	\$	%	% of Total Bill
Energy First Tier (kWh)	600	0.0650	39.00	600	0.0650	39.00	0.00	0.0%	33.35%
Energy Second Tier (kWh)	256	0.0750	19.20	256	0.0750	19.20	0.00	0.0%	16.42%
Sub-Total: Energy			58.20			58.20	0.00	0.0%	49.77%
Service Charge	1	13.86	13.86	1	13.86	13.86	0.02	0.1%	11.87%
Service Charge Rate Adder(s)	1	1.00	1.00	1	3.79	3.79	2.79	279.0%	3.24%
Service Charge Rate Rider(s)	1	0.00	0.00	1	0.00	0.00	0.00	0.0%	0.00%
Distribution Volumetric Rate	800	0.0139	11.12	800	0.0139	11.12	0.00	0.0%	9.51%
Distribution Volumetric Rate Adder(s)	800	0.0000	0.00	800	0.0000	0.00	0.00	0.0%	0.00%
Low Voltage Volumetric Rate	800	0.0016	1.28	800	0.0016	1.28	0.00	0.0%	1.09%
Distribution Volumetric Rate Rider(s)	800	-0.0058	-4.64	800	-0.0053	-4.24	0.40	(8.6)%	-3.63%
Total: Distribution			22.62			25.83	3.21	14.2%	22.09%
Retail Transmission Rate - Network Service Rate	856	0.0050	4.28	856	0.0053	4.54	0.26	6.1%	3.88%
Retail Transmission Rate - Line and Transformation Connection Service Rate	856	0.0058	4.96	856	0.0037	3.17	-1.79	(36.1)%	2.71%
Total: Retail Transmission			9.24			7.71	-1.53	(16.6)%	6.59%
Sub-Total: Delivery (Distribution and Retail Transmission)			31.86			33.54	1.68	5.3%	28.68%
Wholesale Market Service Rate	856	0.0052	4.45	856	0.0052	4.45	0.00	0.0%	3.81%
Rural Rate Protection Charge	856	0.0013	1.11	856	0.0013	1.11	0.00	0.0%	0.95%
Special Purpose Charge	856	0.0004	0.34	856	0.0004	0.34	0.00	0.0%	0.29%
Standard Supply Service - Administration Charge (if applicable)	1	0.25	0.25	1	0.25	0.25	0.00	0.0%	0.21%
Sub-Total: Regulatory			6.15			6.15	0.00	0.0%	5.26%
Debt Retirement Charge (DRC)	800	0.00700	5.60	800	0.00700	5.60	0.00	0.0%	4.79%
Total Bill before Taxes			101.81			103.49	1.68	1.7%	88.50%
HST	101.81	13%	13.24	103.49	13%	13.45	0.21	1.6%	11.50%
Total Bill			115.05			116.94	1.89	1.6%	100.00%

Rate Class Threshold Test

Residential

kWh	250	600	800	1,400	2,250
Loss Factor Adjusted kWh	268	642	856	1,498	2,408
kW					
Load Factor					

Energy

Applied For Bill	\$ 17.42	\$ 42.15	\$ 58.20	\$ 106.35	\$ 174.60
Current Bill	\$ 17.42	\$ 42.15	\$ 58.20	\$ 106.35	\$ 174.60
\$ Impact	\$ -	\$ -	\$ -	\$ -	\$ -
% Impact	0.0%	0.0%	0.0%	0.0%	0.0%
% of Total Bill	35.1%	46.3%	49.8%	54.7%	57.3%

Distribution

Applied For Bill	\$ 20.22	\$ 23.79	\$ 25.83	\$ 31.95	\$ 40.62
Current Bill	\$ 17.28	\$ 20.68	\$ 22.62	\$ 28.44	\$ 36.68
\$ Impact	\$ 2.94	\$ 3.11	\$ 3.21	\$ 3.51	\$ 3.94
% Impact	17.0%	15.0%	14.2%	12.3%	10.7%
% of Total Bill	40.8%	26.1%	22.1%	16.4%	13.3%

Retail Transmission

Applied For Bill	\$ 2.41	\$ 5.78	\$ 7.71	\$ 13.48	\$ 21.67
Current Bill	\$ 2.69	\$ 6.33	\$ 9.24	\$ 16.18	\$ 26.01
\$ Impact	\$ -0.48	\$ -0.55	\$ -1.53	\$ -2.70	\$ -4.34
% Impact	-16.6%	-16.6%	-16.6%	-16.7%	-16.7%
% of Total Bill	4.9%	6.3%	6.6%	6.9%	7.1%

Delivery (Distribution and Retail Transmission)

Applied For Bill	\$ 22.63	\$ 29.57	\$ 33.54	\$ 45.43	\$ 62.29
Current Bill	\$ 20.17	\$ 27.61	\$ 31.86	\$ 44.62	\$ 62.69
\$ Impact	\$ 2.46	\$ 1.96	\$ 1.68	\$ 0.81	\$ -0.40
% Impact	12.2%	7.1%	5.3%	1.8%	-0.6%
% of Total Bill	45.6%	32.5%	28.7%	23.4%	20.5%

Regulatory

Applied For Bill	\$ 2.10	\$ 4.68	\$ 6.15	\$ 10.59	\$ 16.86
Current Bill	\$ 2.10	\$ 4.68	\$ 6.15	\$ 10.59	\$ 16.86
\$ Impact	\$ -	\$ -	\$ -	\$ -	\$ -
% Impact	0.0%	0.0%	0.0%	0.0%	0.0%
% of Total Bill	4.2%	5.1%	5.3%	5.4%	5.5%

Debt Retirement Charge

Applied For Bill	\$ 1.75	\$ 4.20	\$ 5.60	\$ 9.80	\$ 15.75
Current Bill	\$ 1.75	\$ 4.20	\$ 5.60	\$ 9.80	\$ 15.75
\$ Impact	\$ -	\$ -	\$ -	\$ -	\$ -
% Impact	0.0%	0.0%	0.0%	0.0%	0.0%
% of Total Bill	3.5%	4.6%	4.8%	5.0%	5.2%

GST

Applied For Bill	\$ 5.71	\$ 10.48	\$ 13.45	\$ 22.38	\$ 35.04
Current Bill	\$ 5.39	\$ 10.22	\$ 13.24	\$ 22.28	\$ 35.09
\$ Impact	\$ 0.32	\$ 0.26	\$ 0.21	\$ 0.10	\$ -0.05
% Impact	5.9%	2.5%	1.6%	0.4%	-0.1%
% of Total Bill	11.5%	11.5%	11.5%	11.5%	11.5%

Total Bill

Applied For Bill	\$ 49.61	\$ 91.08	\$ 116.94	\$ 194.55	\$ 304.54
Current Bill	\$ 46.83	\$ 88.86	\$ 115.05	\$ 193.64	\$ 304.99
\$ Impact	\$ 2.78	\$ 2.22	\$ 1.89	\$ 0.91	\$ -0.45
% Impact	5.9%	2.5%	1.6%	0.5%	-0.1%

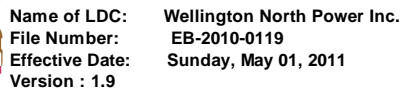


Name of LDC: Wellington North Power Inc.
File Number: EB-2010-0119
Effective Date: Sunday, May 01, 2011
Version : 1.9

Current and Applied For Allowances

Allowances

	Metric	Current
Transformer Allowance for Ownership - per kW of billing demand/month	\$/kW	(0.60)
Primary Metering Allowance for transformer losses - applied to measured demand and energy	%	(1.00)

[illegible]



Name of LDC: Wellington North Power Inc.
File Number: EB-2010-0119
Effective Date: Sunday, May 01, 2011
Version : 1.9

Current and Applied For Retail Service Charges

Retail Service Charges (if applicable)	Metric	Current
Retail Service Charges refer to services provided by a distributor to retailers or customers related to the supply of competitive electricity		
One-time charge, per retailer, to establish the service agreement between the distributor and the retailer	\$	100.00
Monthly Fixed Charge, per retailer	\$	20.00
Monthly Variable Charge, per customer, per retailer	\$/cust.	0.50
Distributor-consolidated billing charge, per customer, per retailer	\$/cust.	0.30
Retailer-consolidated billing credit, per customer, per retailer	\$/cust.	(0.30)
Service Transaction Requests (STR)		
Request fee, per request, applied to the requesting party	\$	0.25
Processing fee, per request, applied to the requesting party	\$	0.50
Request for customer information as outlined in Section 10.6.3 and Chapter 11 of the Retail Settlement Code directly to retailers and customers, if not delivered electronically through the Electronic Business Transaction (EBT) system, applied to the requesting party		
Up to twice a year		no charge
More than twice a year, per request (plus incremental delivery costs)	\$	2.00