

IN THE MATTER OF the *Ontario Energy Board Act*,
1998, S.O. 1998, c. 15, (Schedule B);

AND IN THE MATTER OF an application by West Perth
Power Inc. and Clinton Power Corporation for an order
approving just and reasonable rates and other charges
for electricity distribution to be effective December 1,
2010.

BEFORE: Cynthia Chaplin
Presiding Member

Paul Sommerville
Member

DECISION AND ORDER

BACKGROUND

West Perth Power Inc. ("West Perth Power") and Clinton Power Corporation ("Clinton Power") filed cost of service applications with the Ontario Energy Board (the "Board") on June 15, 2010 and June 18, 2010 respectively, under section 78 of the Ontario Energy Board Act, 1998, S.O. 1998, c.15 (Schedule B), seeking approval for changes to the rates that West Perth Power and Clinton Power charge for electricity distribution in their respective service areas, to be effective July 1, 2010.

There were several common elements in these applications. To effect a more efficient process and pursuant to section 21(5) of the *Ontario Energy Board Act* the Board determined that the review of these applications would be combined into one proceeding, while maintaining the separate identification of each of the applications.

The Board issued a Notice of Application and Hearing on July 6, 2010. The Vulnerable Energy Consumers Coalition ("VECC") and the School Energy Coalition ("SEC") applied for intervenor status and cost eligibility.

In Procedural Order No.1, issued on August 4, 2010, the Board made provision for written interrogatories. The approved intervenors and Board staff filed interrogatories. West Perth Power and Clinton Power filed responses to the interrogatories by September 20, 2010.

In Procedural Order No.2, issued on October 4, 2010 the Board made provisions for a round of written supplemental interrogatories and indicated that a settlement process would be introduced in the proceeding. West Perth Power and Clinton Power filed

responses to the supplemental interrogatories on October 29, 2010.

On November 4, 2010, West Perth Power, Clinton Power and the intervenors participated in a Settlement Conference with the assistance of a facilitator. As a result of the Settlement Conference, the parties achieved Settlement Agreements on both applications.

SETTLEMENT AGREEMENTS

On November 25, 2010, West Perth Power, Clinton Power, SEC and VECC filed proposed Settlement Agreements with the Board that constitute a complete settlement of all the issues by the parties in both applications. The Settlement Agreements for West Perth Power and Clinton Power are attached respectively as Appendix 1 and Appendix 2 of this Decision.

On November 30, 2010, the Board issued a *Decision and Order on Interim Rates* declaring West Perth Power's and Clinton Power's rates interim as of December 1, 2010. In the Settlement Agreements, the parties agreed upon an effective date for distribution rates of December 1, 2010.

BOARD FINDINGS

The Board has examined the Settlement Agreements and accepts the terms of the Settlement Agreements as filed by the parties. The Board notes that the Settlement Agreement for West Perth Power deferred the disposition of the deferral and variance accounts. The Board expects West Perth Power to apply for disposition of its Group 1 deferral and variance account balances in its forthcoming IRM application.

In addition, the Board notes that the Parties have agreed to defer disposition of West Perth Power's regulatory costs for the preparation of this application to its next cost of service application. The Board accepts the position of the Parties and directs West Perth Power to place the costs for the preparation of this application, \$80,000, into account 1508 – Other Regulatory Assets.

Furthermore, the Board notes that the final bill impacts are relatively high for Clinton Power. However, the Board notes that the Settlement Agreements affected a substantial decrease from what Clinton Power originally requested.

The Board reminds parties that the terms contained in a settlement agreement do not create a precedent for the Board.

The Board commends the parties on achieving settlement of all the issues.

- ***Given that the Board has accepted the settlement agreement there are no changes to reflect in this draft rate order.***

- ***Updated Revenue Requirement Work Forms are provided for each entity that reflect the change from the application to Settlement and Decision.***

IMPLEMENTATION OF RATES

Pursuant to the approval by the Board of the terms and costs consequences of the Settlement Agreements, the new rates are to be effective December 1, 2010.

The results of the Settlement Agreements together with the Board's findings outlined in this Decision are to be reflected in West Perth Power's and Clinton Power's draft Rate Orders. The Board expects West Perth Power and Clinton Power to file detailed supporting material, including all relevant calculations showing the impact of the implementation of the Settlement Agreements and this Decision on their proposed Revenue Requirements respectively, the allocation of the approved Revenue Requirements to the classes, and the determination of the final rates, including bill impacts.

Given the date of this Decision, the Board notes that both applicants will not be able to implement the new rates until January 1, 2011. As such, the Board expects West Perth Power and Clinton Power to also file a proposal for class-specific rate riders that will recover forgone revenue for the period December 1, 2010 to December 31, 2010.

The draft Rate Order supporting documentation shall include, but not be limited to, filing a completed version of the Revenue Requirement Work Form excel spreadsheet which can be found on the Board's website. West Perth Power and Clinton Power should also show detailed calculations of any revisions to the rate riders or rate adders reflecting the Settlement Agreements.

- ***Given the timing of implementation a rate rider for recovery of foregone revenue is required.***
- ***The detailed calculation of this rate rider can be found in Schedule C of this document.***

SCHEDULE OF APPENDICES

- A.** Tariff of Rates and Charges Effective December 1st, 2010, Implementation January 1st, 2011.
- B.** Summary of Monthly Bill Impact Calculations
- C.** Calculation of Foregone Revenue Rate Rider effective until December 1st, 2011.
- D.** Revenue Deficiency (Application/Settlement & Draft Rate Order)
- E.** Rate Base (Application/Settlement & Draft Rate Order)
- F.** Deemed Returns on Debt and Equity (Application/Settlement & Draft Rate Order)
- G.** Base Revenue Requirement (Application/Settlement & Draft Rate Order)
- H.** Bill Impact Comparison (Application/Settlement & Draft Rate Order)
- I.** Details of Monthly Bill Impact Calculations

Clinton Power Corporation
TARIFF OF RATES AND CHARGES
Effective Date December 1st, 2010
Implementation Date January 1st, 2011

**This schedule supersedes and replaces all previously
approved schedules of Rates, Charges and Loss Factors**

EB-2009-0262

EB-2010-0121

RESIDENTIAL SERVICE CLASSIFICATION

This classification applies to an account taking electricity at 750 volts or less where the electricity is used exclusively in a separate metered living accommodation. Customers shall be residing in single-dwelling units that consist of a detached house or one unit of a semi-detached, duplex, triplex or quadruplex house, with a residential zoning. Separately metered dwellings within a town house complex or apartment building also qualify as residential customers. All customers are single-phase. Further servicing details are available in the distributor's Conditions of Service.

APPLICATION

The application of these rates and charges shall be in accordance with the Licence of the Distributor and any Code or Order of the Board, and amendments thereto as approved by the Board, which may be applicable to the administration of this schedule.

No rates and charges for the distribution of electricity and charges to meet the costs of any work or service done or furnished for the purpose of the distribution of electricity shall be made except as permitted by this schedule, unless required by the Distributor's Licence or a Code or Order of the Board, and amendments thereto as approved by the Board, or as specified herein.

Unless specifically noted, this schedule does not contain any charges for the electricity commodity, be it under the Regulated Price Plan, a contract with a retailer or the wholesale market price, as applicable.

It should be noted that this schedule does not list any charges or assessments that are required by law to be charged by a distributor and that are not subject to Board approval, such as the Debt Retirement Charge, charges for Ministry of Energy and Infrastructure Conservation and Renewable Energy Program, the Provincial Benefit and any applicable taxes.

MONTHLY RATES AND CHARGES – Delivery Component

Service Charge	\$	12.30
Smart Meter Funding Adder	\$	1.00
Distribution Volumetric Rate	\$/kWh	0.0152
Rate Rider Foregone Revenue Recovery Effective Until December 1 st , 2011	\$/kWh	0.0007
Low Voltage Service Rate	\$/kWh	0.0031
Rate Rider for Deferral/Variance Account Disposition Effective Until December 1 st , 2012	\$/kWh	0.0033
Retail Transmission Rate – Network Service Rate	\$/kWh	0.0047
Retail Transmission Rate – Line and Transformation Connection Service Rate	\$/kWh	0.0013

MONTHLY RATES AND CHARGES – Regulatory Component

Wholesale Market Service Rate	\$/kWh	0.0052
Rural Rate Protection Charge	\$/kWh	0.0013
Standard Supply Service – Administrative Charge (if applicable)	\$	0.25

Clinton Power Corporation
TARIFF OF RATES AND CHARGES
Effective Date December 1st, 2010
Implementation Date January 1st, 2011

**This schedule supersedes and replaces all previously
approved schedules of Rates, Charges and Loss Factors**

EB-2009-0262

EB-2010-0121

GENERAL SERVICE LESS THAN 50 kW SERVICE CLASSIFICATION

This classification applies to a non residential account taking electricity at 750 volts or less whose average monthly maximum demand is less than, or is forecast to be less than, 50 kW. Further servicing details are available in the distributor's Conditions of Service.

APPLICATION

The application of these rates and charges shall be in accordance with the Licence of the Distributor and any Code or Order of the Board, and amendments thereto as approved by the Board, which may be applicable to the administration of this schedule.

No rates and charges for the distribution of electricity and charges to meet the costs of any work or service done or furnished for the purpose of the distribution of electricity shall be made except as permitted by this schedule, unless required by the Distributor's Licence or a Code or Order of the Board, and amendments thereto as approved by the Board, or as specified herein.

Unless specifically noted, this schedule does not contain any charges for the electricity commodity, be it under the Regulated Price Plan, a contract with a retailer or the wholesale market price, as applicable.

It should be noted that this schedule does not list any charges or assessments that are required by law to be charged by a distributor and that are not subject to Board approval, such as the Debt Retirement Charge, charges for Ministry of Energy and Infrastructure Conservation and Renewable Energy Program, the Provincial Benefit and any applicable taxes.

MONTHLY RATES AND CHARGES – Delivery Component

Service Charge	\$	24.17
Smart Meter Funding Adder	\$	1.00
Distribution Volumetric Rate	\$/kWh	0.0147
Rate Rider Foregone Revenue Recovery Effective Until December 1 st , 2011	\$/kWh	0.0006
Low Voltage Service Rate	\$/kWh	0.0025
Rate Rider for Deferral/Variance Account Disposition Effective Until December 1 st , 2012	\$/kWh	0.0033
Retail Transmission Rate – Network Service Rate	\$/kWh	0.0043
Retail Transmission Rate – Line and Transformation Connection Service Rate	\$/kWh	0.0012

MONTHLY RATES AND CHARGES – Regulatory Component

Wholesale Market Service Rate	\$/kWh	0.0052
Rural Rate Protection Charge	\$/kWh	0.0013
Standard Supply Service – Administrative Charge (if applicable)	\$	0.25

Clinton Power Corporation
TARIFF OF RATES AND CHARGES
Effective Date December 1st, 2010
Implementation Date January 1st, 2011

**This schedule supersedes and replaces all previously
approved schedules of Rates, Charges and Loss Factors**

EB-2009-0262

EB-2010-0121

GENERAL SERVICE 50 to 4,999 kW SERVICE CLASSIFICATION

This classification applies to a non residential account whose average monthly maximum demand used for billing purposes is equal to or greater than, or is forecast to be equal to or greater than, 50 kW but less than 5,000 kW. Further servicing details are available in the distributor's Conditions of Service.

APPLICATION

The application of these rates and charges shall be in accordance with the Licence of the Distributor and any Code or Order of the Board, and amendments thereto as approved by the Board, which may be applicable to the administration of this schedule.

No rates and charges for the distribution of electricity and charges to meet the costs of any work or service done or furnished for the purpose of the distribution of electricity shall be made except as permitted by this schedule, unless required by the Distributor's Licence or a Code or Order of the Board, and amendments thereto as approved by the Board, or as specified herein.

Unless specifically noted, this schedule does not contain any charges for the electricity commodity, be it under the Regulated Price Plan, a contract with a retailer or the wholesale market price, as applicable. It should be noted that this schedule does not list any charges or assessments that are required by law to be charged by a distributor and that are not subject to Board approval, such as the Debt Retirement Charge, charges for Ministry of Energy and Infrastructure Conservation and Renewable Energy Program, the Provincial Benefit and any applicable taxes.

MONTHLY RATES AND CHARGES – Delivery Component

Service Charge	\$	42.44
Smart Meter Funding Adder	\$	1.00
Distribution Volumetric Rate	\$/kW	5.3584
Rate Rider Foregone Revenue Recovery Effective Until December 1 st , 2011	\$/kW	0.1101
Low Voltage Service Rate	\$/kW	1.1630
Rate Rider for Deferral/Variance Account Disposition Effective Until December 1 st , 2012	\$/kW	1.0997
Retail Transmission Rate – Network Service Rate	\$/kW	1.7474
Retail Transmission Rate – Line and Transformation Connection Service Rate	\$/kW	0.4792

MONTHLY RATES AND CHARGES – Regulatory Component

Wholesale Market Service Rate	\$/kWh	0.0052
Rural Rate Protection Charge	\$/kWh	0.0013
Standard Supply Service – Administrative Charge (if applicable)	\$	0.25

Clinton Power Corporation
TARIFF OF RATES AND CHARGES
Effective Date December 1st, 2010
Implementation Date January 1st, 2011

**This schedule supersedes and replaces all previously
approved schedules of Rates, Charges and Loss Factors**

EB-2009-0262

EB-2010-0121

UNMETERED SCATTERED LOAD SERVICE CLASSIFICATION

This classification applies to an account taking electricity at 750 volts or less whose average monthly maximum demand is less than, or is forecast to be less than, 50 kW and the consumption is unmetered. Such connections include cable TV power packs, bus shelters, telephone booths, traffic lights, railway crossings, etc. The level of the consumption will be agreed to by the distributor and the customer, based on detailed manufacturer information/ documentation with regard to electrical consumption of the unmetered load or periodic monitoring of actual consumption. Further servicing details are available in the distributor's Conditions of Service.

APPLICATION

The application of these rates and charges shall be in accordance with the Licence of the Distributor and any Code or Order of the Board, and amendments thereto as approved by the Board, which may be applicable to the administration of this schedule.

No rates and charges for the distribution of electricity and charges to meet the costs of any work or service done or furnished for the purpose of the distribution of electricity shall be made except as permitted by this schedule, unless required by the Distributor's Licence or a Code or Order of the Board, and amendments thereto as approved by the Board, or as specified herein.

Unless specifically noted, this schedule does not contain any charges for the electricity commodity, be it under the Regulated Price Plan, a contract with a retailer or the wholesale market price, as applicable.

It should be noted that this schedule does not list any charges or assessments that are required by law to be charged by a distributor and that are not subject to Board approval, such as the Debt Retirement Charge, charges for Ministry of Energy and Infrastructure Conservation and Renewable Energy Program, the Provincial Benefit and any applicable taxes.

MONTHLY RATES AND CHARGES – Delivery Component

Service Charge (per connection)	\$	12.09
Distribution Volumetric Rate	\$/kWh	0.0147
Rate Rider Foregone Revenue Recovery Effective Until December 1 st , 2011	\$/kWh	0.0008
Low Voltage Service Rate	\$/kWh	0.0084
Rate Rider for Deferral/Variance Account Disposition Effective Until December 1 st , 2012	\$/kWh	0.0032
Retail Transmission Rate – Network Service Rate	\$/kWh	0.0014
Retail Transmission Rate – Line and Transformation Connection Service Rate	\$/kWh	0.0003

MONTHLY RATES AND CHARGES – Regulatory Component

Wholesale Market Service Rate	\$/kWh	0.0052
Rural Rate Protection Charge	\$/kWh	0.0013
Standard Supply Service – Administrative Charge (if applicable)	\$	0.25

Clinton Power Corporation
TARIFF OF RATES AND CHARGES
Effective Date December 1st, 2010
Implementation Date January 1st, 2011

**This schedule supersedes and replaces all previously
approved schedules of Rates, Charges and Loss Factors**

EB-2009-0262

EB-2010-0121

SENTINEL LIGHTING SERVICE CLASSIFICATION

This classification applies to safety/security lighting with a Residential, General Service or Large Use customer. This is typically exterior lighting, and unmetered. Consumption is estimated based on the equipment rating and estimated hours of use. Further servicing details are available in the distributor's Conditions of Service.

APPLICATION

The application of these rates and charges shall be in accordance with the Licence of the Distributor and any Code or Order of the Board, and amendments thereto as approved by the Board, which may be applicable to the administration of this schedule.

No rates and charges for the distribution of electricity and charges to meet the costs of any work or service done or furnished for the purpose of the distribution of electricity shall be made except as permitted by this schedule, unless required by the Distributor's Licence or a Code or Order of the Board, and amendments thereto as approved by the Board, or as specified herein.

Unless specifically noted, this schedule does not contain any charges for the electricity commodity, be it under the Regulated Price Plan, a contract with a retailer or the wholesale market price, as applicable. It should be noted that this schedule does not list any charges or assessments that are required by law to be charged by a distributor and that are not subject to Board approval, such as the Debt Retirement Charge, charges for Ministry of Energy and Infrastructure Conservation and Renewable Energy Program, the Provincial Benefit and any applicable taxes.

MONTHLY RATES AND CHARGES – Delivery Component

Service Charge (per connection)	\$	0.00
Distribution Volumetric Rate	\$/kW	13.5946
Rate Rider Foregone Revenue Recovery Effective Until December 1 st , 2011	\$/kW	0.0386
Low Voltage Service Rate	\$/kW	1.4730
Rate Rider for Deferral/Variance Account Disposition Effective Until December 1 st , 2012	\$/kWh	1.1190
Retail Transmission Rate – Network Service Rate	\$/kW	1.3246
Retail Transmission Rate – Line and Transformation Connection Service Rate	\$/kW	0.3782

MONTHLY RATES AND CHARGES – Regulatory Component

Wholesale Market Service Rate	\$/kWh	0.0052
Rural Rate Protection Charge	\$/kWh	0.0013
Standard Supply Service – Administrative Charge (if applicable)	\$	0.25

Clinton Power Corporation
TARIFF OF RATES AND CHARGES
Effective Date December 1st, 2010
Implementation Date January 1st, 2011

**This schedule supersedes and replaces all previously
approved schedules of Rates, Charges and Loss Factors**

EB-2009-0262

EB-2010-0121

STREET LIGHTING SERVICE CLASSIFICATION

This classification applies to an account for roadway lighting with a Municipality, Regional Municipality, Ministry of Transportation and private roadway lighting, controlled by photo cells. The consumption for these customers will be based on the calculated connected load times the required lighting times established in the approved OEB street lighting load shape template. Further servicing details are available in the distributor's Conditions of Service.

APPLICATION

The application of these rates and charges shall be in accordance with the Licence of the Distributor and any Code or Order of the Board, and amendments thereto as approved by the Board, which may be applicable to the administration of this schedule.

No rates and charges for the distribution of electricity and charges to meet the costs of any work or service done or furnished for the purpose of the distribution of electricity shall be made except as permitted by this schedule, unless required by the Distributor's Licence or a Code or Order of the Board, and amendments thereto as approved by the Board, or as specified herein.

Unless specifically noted, this schedule does not contain any charges for the electricity commodity, be it under the Regulated Price Plan, a contract with a retailer or the wholesale market price, as applicable.

It should be noted that this schedule does not list any charges or assessments that are required by law to be charged by a distributor and that are not subject to Board approval, such as the Debt Retirement Charge, charges for Ministry of Energy and Infrastructure Conservation and Renewable Energy Program, the Provincial Benefit and any applicable taxes.

MONTHLY RATES AND CHARGES – Delivery Component

Service Charge (per connection)	\$	0.21
Distribution Volumetric Rate	\$/kW	21.8802
Rate Rider Foregone Revenue Recovery Effective Until December 1 st , 2011	\$/kW	0.5275
Low Voltage Service Rate	\$/kW	0.8553
Rate Rider for Deferral/Variance Account Disposition Effective Until December 1 st , 2012	\$/kWh	1.1609
Retail Transmission Rate – Network Service Rate	\$/kW	1.3178
Retail Transmission Rate – Line and Transformation Connection Service Rate	\$/kW	0.3704

MONTHLY RATES AND CHARGES – Regulatory Component

Wholesale Market Service Rate	\$/kWh	0.0052
Rural Rate Protection Charge	\$/kWh	0.0013
Standard Supply Service – Administrative Charge (if applicable)	\$	0.25

Clinton Power Corporation
TARIFF OF RATES AND CHARGES
Effective Date December 1st, 2010
Implementation Date January 1st, 2011

**This schedule supersedes and replaces all previously
approved schedules of Rates, Charges and Loss Factors**

EB-2009-0262

EB-2010-0121

microFIT GENERATOR SERVICE CLASSIFICATION

This classification applies to an electricity generation facility contracted under the Ontario Power Authority's microFIT program and connected to the distributor's distribution system. Further servicing details are available in the distributor's Conditions of Service.

APPLICATION

The application of these rates and charges shall be in accordance with the Licence of the Distributor and any Code or Order of the Board, and amendments thereto as approved by the Board, which may be applicable to the administration of this schedule.

No rates and charges for the distribution of electricity and charges to meet the costs of any work or service done or furnished for the purpose of the distribution of electricity shall be made except as permitted by this schedule, unless required by the Distributor's Licence or a Code or Order of the Board, and amendments thereto as approved by the Board, or as specified herein.

Unless specifically noted, this schedule does not contain any charges for the electricity commodity, be it under the Regulated Price Plan, a contract with a retailer or the wholesale market price, as applicable.

It should be noted that this schedule does not list any charges or assessments that are required by law to be charged by a distributor and that are not subject to Board approval, such as the Debt Retirement Charge, charges for Ministry of Energy and Infrastructure Conservation and Renewable Energy Program, the Provincial Benefit and any applicable taxes.

MONTHLY RATES AND CHARGES – Delivery Component

Service Charge	\$ 5.25
----------------	---------

Clinton Power Corporation
TARIFF OF RATES AND CHARGES
Effective Date December 1st, 2010
Implementation Date January 1st, 2011

**This schedule supersedes and replaces all previously
approved schedules of Rates, Charges and Loss Factors**

EB-2009-0262

EB-2010-0121

ALLOWANCES

Transformer Allowance for Ownership - per kW of billing demand/month	\$	(0.60)
Primary Metering Allowance for transformer losses – applied to measured demand and energy	%	(1.00)

SPECIFIC SERVICE CHARGES

APPLICATION

The application of these rates and charges shall be in accordance with the Licence of the Distributor and any Code or Order of the Board, and amendments thereto as approved by the Board, which may be applicable to the administration of this schedule.

No charges to meet the costs of any work or service done or furnished for the purpose of the distribution of electricity shall be made except as permitted by this schedule, unless required by the Distributor's Licence or a Code or Order of the Board, and amendments thereto as approved by the Board, or as specified herein.

It should be noted that this schedule does not list any charges or assessments that are required by law to be charged by a distributor and that are not subject to Board approval, such as the Debt Retirement Charge, charges for Ministry of Energy and Infrastructure Conservation and Renewable Energy Program, the Provincial Benefit and any applicable taxes.

Customer Administration

Arrears certificate	\$	15.00
Returned cheque charge (plus bank charges)	\$	15.00
Account set up charge/change of occupancy charge (plus credit agency costs if applicable)	\$	30.00

Non-Payment of Account

Late Payment - per month	%	1.50
Late Payment - per annum	%	19.56
Collection of account charge – no disconnection	\$	30.00
Disconnect/Reconnect Charge at meter – during regular hours	\$	65.00
Disconnect/Reconnect Charge at meter – after regular hours	\$	185.00
Service call – customer-owned equipment	\$	30.00
Specific Charge for Access to the Power Poles – per pole/year	\$	22.35

Clinton Power Corporation
TARIFF OF RATES AND CHARGES
Effective Date December 1st, 2010
Implementation Date January 1st, 2011

**This schedule supersedes and replaces all previously
approved schedules of Rates, Charges and Loss Factors**

EB-2009-0262

EB-2010-0121

RETAIL SERVICE CHARGES (if applicable)

APPLICATION

The application of these rates and charges shall be in accordance with the Licence of the Distributor and any Code or Order of the Board, and amendments thereto as approved by the Board, which may be applicable to the administration of this schedule.

No rates and charges for the distribution of electricity and charges to meet the costs of any work or service done or furnished for the purpose of the distribution of electricity shall be made except as permitted by this schedule, unless required by the Distributor's Licence or a Code or Order of the Board, and amendments thereto as approved by the Board, or as specified herein.

Unless specifically noted, this schedule does not contain any charges for the electricity commodity, be it under the Regulated Price Plan, a contract with a retailer or the wholesale market price, as applicable.

It should be noted that this schedule does not list any charges or assessments that are required by law to be charged by a distributor and that are not subject to Board approval, such as the Debt Retirement Charge, charges for Ministry of Energy and Infrastructure Conservation and Renewable Energy Program, the Provincial Benefit and any applicable taxes.

Retail Service Charges refer to services provided by a distributor to retailers or customers related to the supply of competitive electricity

One-time charge, per retailer, to establish the service agreement between the distributor and the retailer	\$	100.00
Monthly Fixed Charge, per retailer	\$	20.00
Monthly Variable Charge, per customer, per retailer	\$/cust.	0.50
Distributor-consolidated billing charge, per customer, per retailer	\$/cust.	0.30
Retailer-consolidated billing credit, per customer, per retailer	\$/cust.	(0.30)
Service Transaction Requests (STR)		
Request fee, per request, applied to the requesting party	\$	0.25
Processing fee, per request, applied to the requesting party	\$	0.50
Request for customer information as outlined in Section 10.6.3 and Chapter 11 of the Retail Settlement Code directly to retailers and customers, if not delivered electronically through the Electronic Business Transaction (EBT) system, applied to the requesting party		
Up to twice a year		no charge
More than twice a year, per request (plus incremental delivery costs)	\$	2.00

Clinton Power Corporation
TARIFF OF RATES AND CHARGES
Effective Date December 1st, 2010
Implementation Date January 1st, 2011

**This schedule supersedes and replaces all previously
approved schedules of Rates, Charges and Loss Factors**

EB-2009-0262

EB-2010-0121

LOSS FACTORS


If the distributor is not capable of prorating changed loss factors jointly with distribution rates, the revised loss factors will be implemented upon the first subsequent billing for each billing cycle.

Total Loss Factor – Secondary Metered Customer < 5,000 kW	1.0554
Total Loss Factor – Secondary Metered Customer > 5,000 kW	NA
Total Loss Factor – Primary Metered Customer < 5,000 kW	1.0340
Total Loss Factor – Primary Metered Customer > 5,000 kW	NA

Class	Consumption kWh	Consumption kW	May 2009 Bill	May 2010 Bill	Difference \$	Bill Impact %	Max	Min
Residential	100		\$ 21.36	\$ 26.22	\$ 4.86	22.74%	22.7%	10.1%
Average Customer	250		\$ 36.87	\$ 43.10	\$ 6.23	16.89%		
	500		\$ 62.69	\$ 71.16	\$ 8.47	13.51%		
	723		\$ 85.72	\$ 96.20	\$ 10.47	12.22%		
	1,000		\$ 114.33	\$ 127.29	\$ 12.96	11.33%		
	1,500		\$ 165.98	\$ 183.43	\$ 17.45	10.51%		
	2,000		\$ 217.62	\$ 239.56	\$ 21.93	10.08%		
General Service Less Than 50 kW	1,000		\$ 121.97	\$ 138.86	\$ 16.89	13.9%	13.9%	9.6%
Average Customer	2,000		\$ 223.27	\$ 249.28	\$ 26.01	11.6%		
	2,833		\$ 307.66	\$ 341.26	\$ 33.60	10.9%		
	5,000		\$ 527.19	\$ 580.54	\$ 53.35	10.1%		
	10,000		\$ 1,033.71	\$ 1,132.64	\$ 98.93	9.6%		
GS>50 to 4999 kW	15,000	55	\$ 1,702.96	\$ 1,852.35	\$ 149.39	8.8%	8.8%	7.9%
Average Customer	20,000	125	\$ 2,743.31	\$ 2,985.65	\$ 242.34	8.8%		
	50,000	250	\$ 6,218.97	\$ 6,746.69	\$ 527.72	8.5%		
	133,770	376	\$ 13,832.53	\$ 14,951.24	\$ 1,118.71	8.1%		
	250,000	450	\$ 23,450.77	\$ 25,296.39	\$ 1,845.62	7.9%		
Unmetered Scattered Load - Avg Customer	600	1	\$ 64.43	\$ 69.05	\$ 4.62	7.2%		
Street Lighting - Avg Customer	25	1	\$ 11.42	\$ 30.86	\$ 19.44	170.3%		
Sentinel	25	1	\$ 7.88	\$ 9.55	\$ 1.68	21.3%		

Calculation of Foregone Revenue Recovery Rider

	% of Revenue Requirement	Allocation of 1 month of Lost Revenue	Billing Determinant	Rate
<u>RESIDENTIAL</u>				
Regular	52.90%	\$ 8,328.27	11,826,696	0.0007 <i>kWh</i>
GENERAL SERVICE				
Less than 50 kW	19.28%	\$ 3,035.64	5,329,361	0.0006 <i>kWh</i>
Greater than 50 to 499 kW	24.11%	\$ 3,795.73	34,478	0.1101 <i>kW</i>
Unmetered Scattered Load	0.31%	\$ 48.90	60,756	0.0008 <i>kWh</i>
Sentinel Lighting	0.03%	\$ 4.20	109	0.0386 <i>kW</i>
Street Lighting	3.38%	\$ 531.67	1,008	0.5275 <i>kW</i>
	1/12 of Total	\$ 15,744.42		
	Total Increase	\$ 188,933.00		



REVENUE REQUIREMENT WORK FORM


Name of LDC: Clinton Power
File Number: EB-2009-0262
Rate Year: 2010

Revenue Sufficiency/Deficiency

Line No.	Particulars	Per Application		Per Board Decision	
		At Current Approved Rates	At Proposed Rates	At Current Approved Rates	At Proposed Rates
1	Revenue Deficiency from Below		\$447,655		\$188,933
2	Distribution Revenue	\$541,830	\$541,830	\$541,830	\$541,830
3	Other Operating Revenue Offsets - net	\$38,697	\$38,697	\$38,697	\$38,697
4	Total Revenue	\$580,527	\$1,028,182	\$580,527	\$769,460
5	Operating Expenses	\$886,739	\$886,739	\$636,933	\$636,933
6	Deemed Interest Expense	\$65,207	\$65,207	\$61,097	\$61,097
	Total Cost and Expenses	\$951,946	\$951,946	\$698,029	\$698,029
7	Utility Income Before Income Taxes	(\$371,419)	\$76,236	(\$117,502)	\$71,431
	Tax Adjustments to Accounting				
8	Income per 2009 PILs	\$66,669	\$66,669	\$66,669	\$66,669
9	Taxable Income	(\$304,750)	\$142,905	(\$50,833)	\$138,100
10	Income Tax Rate	0.00%	0.00%	0.00%	0.00%
11	Income Tax on Taxable Income	\$ -	\$ -	\$ -	\$ -
12	Income Tax Credits	\$ -	\$ -	\$ -	\$ -
13	Utility Net Income	(\$371,419)	\$76,236	(\$117,502)	\$71,431
14	Utility Rate Base	\$1,934,935	\$1,934,935	\$1,812,953	\$1,812,953
	Deemed Equity Portion of Rate Base	\$773,974	\$773,974	\$725,181	\$725,181
15	Income/Equity Rate Base (%)	-47.99%	9.85%	-16.20%	9.85%
16	Target Return - Equity on Rate Base	9.85%	9.85%	9.85%	9.85%
	Sufficiency/Deficiency in Return on Equity	-57.84%	0.00%	-26.05%	0.00%
17	Indicated Rate of Return	-15.83%	7.31%	-3.11%	7.31%
18	Requested Rate of Return on Rate Base	7.31%	7.31%	7.31%	7.31%
19	Sufficiency/Deficiency in Rate of Return	-23.14%	0.00%	-10.42%	0.00%
20	Target Return on Equity	\$76,236	\$76,236	\$71,430	\$71,430
21	Revenue Sufficiency/Deficiency	\$447,655	\$0	\$188,933	\$0
22	Gross Revenue Sufficiency/Deficiency	\$447,655 (1)		\$188,933 (1)	

Notes:

(1) Revenue Sufficiency/Deficiency divided by (1 - Tax Rate)



REVENUE REQUIREMENT WORK FORM


Name of LDC: Clinton Power
 File Number: EB-2009-0262
 Rate Year: 2010

Rate Base			
Line No.	Particulars	Application	Per Board Decision
1	Gross Fixed Assets (average) (3)	\$2,058,908	\$1,938,908
2	Accumulated Depreciation (average) (3)	(\$560,892)	(\$525,513)
3	Net Fixed Assets (average) (3)	\$1,498,016	\$1,413,395
4	Allowance for Working Capital (1)	\$436,919	\$399,558
5	Total Rate Base	\$1,934,935	\$1,812,953

(1) Allowance for Working Capital - Derivation			
6	Controllable Expenses	\$772,216	\$522,410
7	Cost of Power	\$2,140,577	\$2,141,310
8	Working Capital Base	\$2,912,793	\$2,663,720
9	Working Capital Rate % (2)	15.00%	15.00%
10	Working Capital Allowance	\$436,919	\$399,558

Notes

- (2) Generally 15%. Some distributors may have a unique rate due as a result of a lead-lag study.
 (3) Average of opening and closing balances for the year.



REVENUE REQUIREMENT WORK FORM


Name of LDC: Clinton Power
 File Number: EB-2009-0262
 Rate Year: 2010

Capitalization/Cost of Capital

Line No.	Particulars	Capitalization Ratio		Cost Rate	Return
	Application				
		(%)	(\$)	(%)	(\$)
	Debt				
1	Long-term Debt	56.00%	\$1,083,564	5.87%	\$63,605
2	Short-term Debt	4.00%	\$77,397	2.07%	\$1,602
3	Total Debt	60.00%	\$1,160,961	5.62%	\$65,207
	Equity				
4	Common Equity	40.00%	\$773,974	9.85%	\$76,236
5	Preferred Shares	0.00%	\$ -	0.00%	\$ -
6	Total Equity	40.00%	\$773,974	9.85%	\$76,236
7	Total	100%	\$1,934,935	7.31%	\$141,444
	Per Board Decision				
		(%)	(\$)	(%)	
	Debt				
8	Long-term Debt	56.00%	\$1,015,254	5.87%	\$59,595
9	Short-term Debt	4.00%	\$72,518	2.07%	\$1,501
10	Total Debt	60.00%	\$1,087,772	5.62%	\$61,097
	Equity				
11	Common Equity	40.0%	\$725,181	9.85%	\$71,430
12	Preferred Shares	0.0%	\$ -	0.00%	\$ -
13	Total Equity	40.0%	\$725,181	9.85%	\$71,430
14	Total	100%	\$1,812,953	7.31%	\$132,527

Notes

(1) 4.0% unless an Applicant has proposed or been approved for another amount.



REVENUE REQUIREMENT WORK FORM

Name of LDC: Clinton Power
 File Number: EB-2009-0262
 Rate Year: 2010

		Revenue Requirement	
Line No.	Particulars	Application	Per Board Decision
1	OM&A Expenses	\$797,216	\$547,410
2	Amortization/Depreciation	\$89,522	\$89,522
3	Property Taxes	\$ -	\$ -
4	Capital Taxes	\$ -	\$ -
5	Income Taxes (Grossed up)	\$ -	\$ -
6	Other Expenses	\$ -	\$ -
7	Return		
	Deemed Interest Expense	\$65,207	\$61,097
	Return on Deemed Equity	\$76,236	\$71,430
8	Distribution Revenue Requirement before Revenues	<u>\$1,028,182</u>	<u>\$769,460</u>
9	Distribution revenue	\$989,485	\$730,763
10	Other revenue	<u>\$38,697</u>	<u>\$38,697</u>
11	Total revenue	<u>\$1,028,182</u>	<u>\$769,460</u>
12	Difference (Total Revenue Less Distribution Revenue Requirement before Revenues)	<u>\$0 (1)</u>	<u>\$0 (1)</u>

Notes

(1)

Line 11 - Line 8

Class	Consumption kWh	Consumption kW	Application	Application	Settlement	Settlement	Change	Change
			Difference \$	Bill Impact %	Difference \$	Bill Impact %	Difference \$	Bill Impact %
Residential	100		\$ 5.81	29.75%	\$ 4.86	22.74%	\$ 0.95	7.01%
	250		\$ 7.59	22.67%	\$ 6.23	16.89%	\$ 1.36	5.77%
	500		\$ 11.54	20.35%	\$ 8.47	13.51%	\$ 3.07	6.83%
Average Customer	723		\$ 14.73	19.03%	\$ 10.47	12.22%	\$ 4.26	6.81%
	1,000		\$ 18.70	18.12%	\$ 12.96	11.33%	\$ 5.74	6.79%
	1,500		\$ 25.86	17.28%	\$ 17.45	10.51%	\$ 8.42	6.77%
	2,000		\$ 33.03	16.84%	\$ 21.93	10.08%	\$ 11.09	6.76%
General Service Less Than 50 kW	1,000		\$ 18.00	16.1%	\$ 16.89	13.9%	\$ 1.11	2.2%
	2,000		\$ 32.78	16.0%	\$ 26.01	11.6%	\$ 6.77	4.4%
Average Customer	2,833		\$ 45.10	16.0%	\$ 33.60	10.9%	\$ 11.49	5.1%
	5,000		\$ 77.13	16.0%	\$ 53.35	10.1%	\$ 23.77	5.8%
	10,000		\$ 151.03	16.0%	\$ 98.93	9.6%	\$ 52.11	6.4%
GS>50 to 4999 kW	15,000	55	\$ 395.68	25.9%	\$ 149.39	8.8%	\$ 246.29	17.1%
	20,000	125	\$ 621.14	25.5%	\$ 242.34	8.8%	\$ 378.80	16.7%
	50,000	250	\$ 1,110.41	20.0%	\$ 527.72	8.5%	\$ 582.69	11.5%
Average Customer	133,770	376	\$ 1,823.73	14.6%	\$ 1,118.71	8.1%	\$ 705.03	6.5%
	250,000	450	\$ 2,518.34	11.8%	\$ 1,845.62	7.9%	\$ 672.72	3.9%
Unmetered Scattered Load - Avg Customer	600	1	\$ (28.25)	-45.3%	\$ 4.62	7.2%	\$ (32.87)	-52.5%
Street Lighting - Avg Customer	25	1	\$ 40.75	898.0%	\$ 19.44	170.3%	\$ 21.31	727.7%
Sentinel	25	1	\$ 26.61	523.8%	\$ 1.68	21.3%	\$ 24.94	502.5%

Residential

100

kWh Consumption

	Metric	2009 Bill			2010 Bill			IMPACT		
		Volume	Rate \$	Charge \$	Volume	Rate \$	Charge \$	Change \$	Change %	% of Total Bill
Monthly Service Charge				9.23			12.30	3.07	33.3%	11.7%
Smart Meter Fixed Charge				1.00			1.00	0.00	0.0%	0.0%
Distribution	kWh	100	0.0102	1.02	100	0.0136	1.36	0.34	33.3%	1.3%
Sub-Total				11.25			14.66	3.41	30.3%	13.0%
Regulatory Asset Recovery	kWh	100		0.00	100	0.0033	0.33	0.33		1.2%
Low Voltage Charge	kWh	103	0.0012	0.12	106	0.0029	0.31	0.19	151.6%	0.7%
Retail Transmission - Network	kWh	103	0.0047	0.48	106	0.0047	0.50	0.02	3.3%	0.1%
Retail Transmission - Line and Transformation	kWh	103	0.0080	0.82	106	0.0013	0.14	(0.68)	-82.8%	-2.6%
Wholesale Market Service	kWh	103	0.0052	0.53	106	0.0052	0.55	0.02	2.9%	0.1%
Rural Rate Protection Charge	kWh	103	0.0013	0.13	106	0.0013	0.14	0.00	2.9%	0.0%
Debt Retirement Charge	kWh	100	0.0070	0.70	100	0.0070	0.70	0.00	0.0%	0.0%
Cost of Power Commodity	kWh	103	0.0560	5.74	106	0.0560	5.91	0.17	2.9%	0.6%
Taxes				0.0800			0.1300	1.41	89.5%	5.4%
Total Bill				21.36			26.22	4.86	22.7%	18.5%

Residential

250

kWh Consumption

	Metric	2009 Bill			2010 Bill			IMPACT		
		Volume	Rate \$	Charge \$	Volume	Rate \$	Charge \$	Change \$	Change %	% of Total Bill
Monthly Service Charge				9.23			12.30	3.07	33.3%	11.7%
Smart Meter Fixed Charge				1.00			1.00	0.00	0.0%	0.0%
Distribution	kWh	250	0.0102	2.55	250	0.0136	3.40	0.85	33.3%	3.2%
Sub-Total				12.78			16.70	3.92	30.7%	15.0%
Regulatory Asset Recovery	kWh	250		0.00	250	0.0033	0.82	0.82		3.1%
Low Voltage Charge	kWh	256	0.0012	0.31	264	0.0029	0.77	0.47	151.6%	1.8%
Retail Transmission - Network	kWh	256	0.0047	1.20	264	0.0047	1.24	0.04	3.3%	0.1%
Retail Transmission - Line and Transformation	kWh	256	0.0080	2.05	264	0.0013	0.35	(1.70)	-82.8%	-6.5%
Wholesale Market Service	kWh	256	0.0052	1.33	264	0.0052	1.37	0.04	2.9%	0.1%
Rural Rate Protection Charge	kWh	256	0.0013	0.33	264	0.0013	0.34	0.01	2.9%	0.0%
Debt Retirement Charge	kWh	256	0.0070	1.79	264	0.0070	1.85	0.05	2.9%	0.2%
Cost of Power Commodity	kWh	256	0.0560	14.36	264	0.0560	14.78	0.42	2.9%	1.6%
Taxes				0.0800			0.1300	2.16	79.8%	8.2%
Total Bill				36.87			43.10	6.23	16.9%	23.8%

Residential

500

kWh Consumption

	Metric	2009 Bill			2010 Bill			IMPACT		
		Volume	Rate \$	Charge \$	Volume	Rate \$	Charge \$	Change \$	Change %	% of Total Bill
Monthly Service Charge				9.23			12.30	3.07	33.3%	11.7%
Smart Meter Fixed Charge				1.00			1.00	0.00	0.0%	0.0%
Distribution	kWh	500	0.0102	5.10	500	0.0136	6.80	1.70	33.3%	6.5%
Sub-Total				15.33			20.10	4.77	31.1%	18.2%
Regulatory Asset Recovery	kWh	500		0.00	500	0.0033	1.63	1.63		6.2%
Low Voltage Charge	kWh	513	0.0012	0.62	528	0.0029	1.55	0.93	151.6%	3.6%
Retail Transmission - Network	kWh	513	0.0047	2.41	528	0.0047	2.49	0.08	3.3%	0.3%
Retail Transmission - Line and Transformation	kWh	513	0.0080	4.10	528	0.0013	0.71	(3.40)	-82.8%	-13.0%
Wholesale Market Service	kWh	513	0.0052	2.67	528	0.0052	2.74	0.08	2.9%	0.3%
Rural Rate Protection Charge	kWh	513	0.0013	0.67	528	0.0013	0.69	0.02	2.9%	0.1%
Debt Retirement Charge	kWh	513	0.0070	3.59	528	0.0070	3.69	0.10	2.9%	0.4%
Cost of Power Commodity	kWh	513	0.0560	28.71	528	0.0560	29.55	0.84	2.9%	3.2%
Taxes				0.0800			0.1300	3.41	74.2%	13.0%
Total Bill				62.69			71.16	8.47	13.5%	32.3%

Residential

723

kWh Consumption

	Metric	2009 Bill			2010 Bill			IMPACT		
		Volume	Rate \$	Charge \$	Volume	Rate \$	Charge \$	Change \$	Change %	% of Total Bill
Monthly Service Charge				9.23			12.30	3.07	33.3%	11.7%
Smart Meter Fixed Charge				1.00			1.00	0.00	0.0%	0.0%
Distribution	kWh	723	0.0102	7.37	723	0.0136	9.83	2.46	33.3%	9.4%
Sub-Total				17.60			23.13	5.53	31.4%	21.1%
Regulatory Asset Recovery	kWh	723		0.00	723	0.0033	2.36	2.36		9.0%
Low Voltage Charge	kWh	741	0.0012	0.89	763	0.0029	2.24	1.35	151.6%	5.1%
Retail Transmission - Network	kWh	741	0.0047	3.48	763	0.0047	3.60	0.11	3.3%	0.4%
Retail Transmission - Line and Transformation	kWh	741	0.0080	5.93	763	0.0013	1.02	(4.91)	-82.8%	-18.7%
Wholesale Market Service	kWh	741	0.0052	3.86	763	0.0052	3.97	0.11	2.9%	0.4%
Rural Rate Protection Charge	kWh	741	0.0013	0.96	763	0.0013	0.99	0.03	2.9%	0.1%
Debt Retirement Charge	kWh	741	0.0070	5.19	763	0.0070	5.34	0.15	2.9%	0.6%
Cost of Power Commodity	kWh	741	0.0560	41.52	763	0.0560	42.73	1.21	2.9%	4.6%
Taxes				0.0800			0.1300	4.53	72.0%	17.3%
Total Bill				85.72			96.20	10.47	12.2%	40.0%

Residential

1,000

kWh Consumption

	Metric	2009 Bill			2010 Bill			IMPACT		
		Volume	Rate \$	Charge \$	Volume	Rate \$	Charge \$	Change \$	Change %	% of Total Bill
Monthly Service Charge				9.23			12.30	3.07	33.3%	11.7%
Smart Meter Fixed Charge				1.00			1.00	0.00	0.0%	0.0%
Distribution	kWh	1,000	0.0102	10.20	1,000	0.0136	13.60	3.40	33.3%	13.0%
Sub-Total				20.43			26.90	6.47	31.7%	24.7%
Regulatory Asset Recovery	kWh	1,000		0.00	1,000	0.0033	3.27	3.27		12.5%
Low Voltage Charge	kWh	1,026	0.0012	1.23	1,055	0.0029	3.10	1.87	151.6%	7.1%
Retail Transmission - Network	kWh	1,026	0.0047	4.82	1,055	0.0047	4.98	0.16	3.3%	0.6%
Retail Transmission - Line and Transformation	kWh	1,026	0.0080	8.20	1,055	0.0013	1.41	(6.79)	-82.8%	-25.9%
Wholesale Market Service	kWh	1,026	0.0052	5.33	1,055	0.0052	5.49	0.16	2.9%	0.6%
Rural Rate Protection Charge	kWh	1,026	0.0013	1.33	1,055	0.0013	1.37	0.04	2.9%	0.1%
Debt Retirement Charge	kWh	1,026	0.0070	7.18	1,055	0.0070	7.39	0.21	2.9%	0.8%
Cost of Power Commodity	kWh	1,026	0.0560	57.43	1,055	0.0560	59.10	1.67	2.9%	6.4%
Taxes			0.0800	8.38		0.1300	14.29	5.91	70.5%	22.5%
Total Bill				114.33			127.29	12.96	11.3%	49.4%

Residential

1,500

kWh Consumption

	Metric	2009 Bill			2010 Bill			IMPACT		
		Volume	Rate \$	Charge \$	Volume	Rate \$	Charge \$	Change \$	Change %	% of Total Bill
Monthly Service Charge				9.23			12.30	3.07	33.3%	11.7%
Smart Meter Fixed Charge				1.00			1.00	0.00	0.0%	0.0%
Distribution	kWh	1,500	0.0102	15.30	1,500	0.0136	20.39	5.09	33.3%	19.4%
Sub-Total				25.53			33.70	8.17	32.0%	31.2%
Regulatory Asset Recovery	kWh	1,500		0.00	1,500	0.0033	4.90	4.90		18.7%
Low Voltage Charge	kWh	1,538	0.0012	1.85	1,583	0.0029	4.65	2.80	151.6%	10.7%
Retail Transmission - Network	kWh	1,538	0.0047	7.23	1,583	0.0047	7.47	0.24	3.3%	0.9%
Retail Transmission - Line and Transformation	kWh	1,538	0.0080	12.31	1,583	0.0013	2.12	(10.19)	-82.8%	-38.9%
Wholesale Market Service	kWh	1,538	0.0052	8.00	1,583	0.0052	8.23	0.23	2.9%	0.9%
Rural Rate Protection Charge	kWh	1,538	0.0013	2.00	1,583	0.0013	2.06	0.06	2.9%	0.2%
Debt Retirement Charge	kWh	1,538	0.0070	10.77	1,583	0.0070	11.08	0.31	2.9%	1.2%
Cost of Power Commodity	kWh	1,538	0.0560	86.14	1,583	0.0560	88.65	2.51	2.9%	9.6%
Taxes			0.0800	12.16		0.1300	20.57	8.41	69.2%	32.1%
Total Bill				165.98			183.43	17.45	10.5%	66.6%

Residential

2,000

kWh Consumption

	Metric	2009 Bill			2010 Bill			IMPACT		
		Volume	Rate \$	Charge \$	Volume	Rate \$	Charge \$	Change \$	Change %	% of Total Bill
Monthly Service Charge				9.23			12.30	3.07	33.3%	11.7%
Smart Meter Fixed Charge				1.00			1.00	0.00	0.0%	0.0%
Distribution	kWh	2,000	0.0102	20.40	2,000	0.0136	27.19	6.79	33.3%	25.9%
Sub-Total				30.63			40.50	9.87	32.2%	37.6%
Regulatory Asset Recovery	kWh	2,000		0.00	2,000	0.0033	6.54	6.54		24.9%
Low Voltage Charge	kWh	2,051	0.0012	2.46	2,111	0.0029	6.19	3.73	151.6%	14.2%
Retail Transmission - Network	kWh	2,051	0.0047	9.64	2,111	0.0047	9.95	0.31	3.3%	1.2%
Retail Transmission - Line and Transformation	kWh	2,051	0.0080	16.41	2,111	0.0013	2.83	(13.58)	-82.8%	-51.8%
Wholesale Market Service	kWh	2,051	0.0052	10.67	2,111	0.0052	10.98	0.31	2.9%	1.2%
Rural Rate Protection Charge	kWh	2,051	0.0013	2.67	2,111	0.0013	2.74	0.08	2.9%	0.3%
Debt Retirement Charge	kWh	2,051	0.0070	14.36	2,111	0.0070	14.78	0.42	2.9%	1.6%
Cost of Power Commodity	kWh	2,051	0.0560	114.86	2,111	0.0560	118.20	3.35	2.9%	12.8%
Taxes			0.0800	15.94		0.1300	26.85	10.91	68.4%	41.6%
Total Bill				217.62			239.56	21.93	10.1%	83.7%

GS <50

1,000

kWh Consumption

	Metric	2009 Bill			2010 Bill			IMPACT		
		Volume	Rate \$	Charge \$	Volume	Rate \$	Charge \$	Change \$	Change %	% of Total Bill
Monthly Service Charge				18.13			24.17	6.04	33.3%	38.5%
Smart Meter Fixed Charge				1.00			1.00	0.00	0.0%	0.0%
Distribution	kWh	1,000	0.0098	9.82	1,000	0.0131	13.10	3.27	33.3%	20.9%
Sub-Total				28.95			38.26	9.31	32.1%	59.3%
Regulatory Asset Recovery	kWh	1,000		0.00	1,000	0.0033	3.27	3.27		20.8%
Low Voltage Charge	kWh	1,026	0.0012	1.21	1,055	0.0024	2.52	1.32	109.3%	5.0%
Retail Transmission - Network	kWh	1,026	0.0042	4.31	1,055	0.0043	4.50	0.19	4.4%	1.2%
Retail Transmission - Line and Transformation	kWh	1,026	0.0071	7.28	1,055	0.0012	1.27	(6.01)	-82.5%	-38.3%
Wholesale Market Service	kWh	1,026	0.0052	5.33	1,055	0.0052	5.49	0.16	2.9%	1.0%
Rural Rate Protection Charge	kWh	1,026	0.0013	1.33	1,055	0.0013	1.37	0.04	2.9%	0.2%
Debt Retirement Charge	kWh	1,026	0.0070	7.18	1,055	0.0070	7.39	0.21	2.9%	1.3%
Cost of Power Commodity	kWh	1,026	0.0560	57.43	1,055	0.0560	59.10	1.67	2.9%	10.7%
Taxes			0.0800	8.95		0.1300	15.68	6.74	75.3%	25.7%
Total Bill				121.97			138.86	16.89	13.9%	64.4%

GS <50

2,000

kWh Consumption

	Metric	2009 Bill			2010 Bill			IMPACT		
		Volume	Rate \$	Charge \$	Volume	Rate \$	Charge \$	Change \$	Change %	% of Total Bill
Monthly Service Charge				18.13			24.17	6.04	33.3%	21.5%
Smart Meter Fixed Charge				1.00			1.00	0.00	0.0%	0.0%
Distribution	kWh	2,000	0.0098	19.65	2,000	0.0131	26.19	6.54	33.3%	23.3%
Sub-Total				38.78			51.36	12.58	32.4%	44.8%
Regulatory Asset Recovery	kWh	2,000		0.00	2,000	0.0033	6.53	6.53		41.7%
Low Voltage Charge	kWh	2,051	0.0012	2.41	2,111	0.0024	5.05	2.64	109.3%	10.1%
Retail Transmission - Network	kWh	2,051	0.0042	8.61	2,111	0.0043	9.00	0.38	4.4%	2.4%
Retail Transmission - Line and Transformation	kWh	2,051	0.0071	14.56	2,111	0.0012	2.55	(12.02)	-82.5%	-76.6%
Wholesale Market Service	kWh	2,051	0.0052	10.67	2,111	0.0052	10.98	0.31	2.9%	2.0%
Rural Rate Protection Charge	kWh	2,051	0.0013	2.67	2,111	0.0013	2.74	0.08	2.9%	0.5%
Debt Retirement Charge	kWh	2,051	0.0070	14.36	2,111	0.0070	14.78	0.42	2.9%	2.7%
Cost of Power Commodity	kWh	2,051	0.0560	114.86	2,111	0.0560	118.20	3.35	2.9%	21.4%
Taxes			0.0800	16.36		0.1300	28.10	11.74	71.7%	44.8%
Total Bill				223.27			249.28	26.01	11.6%	99.2%

GS <50

2,833

kWh Consumption

	Metric	2009 Bill			2010 Bill			IMPACT		
		Volume	Rate \$	Charge \$	Volume	Rate \$	Charge \$	Change \$	Change %	% of Total Bill
Monthly Service Charge				18.13			24.17	6.04	33.3%	15.7%
Smart Meter Fixed Charge				1.00			1.00	0.00	0.0%	0.0%
Distribution	kWh	2,833	0.0098	27.83	2,833	0.0131	37.10	9.27	33.3%	24.1%
Sub-Total				46.96			62.27	15.30	32.6%	39.8%
Regulatory Asset Recovery	kWh	2,833		0.00	2,833	0.0033	9.25	9.25		59.0%
Low Voltage Charge	kWh	2,905	0.0012	3.42	2,990	0.0024	7.15	3.73	109.3%	14.2%
Retail Transmission - Network	kWh	2,905	0.0042	12.20	2,990	0.0043	12.74	0.54	4.4%	3.5%
Retail Transmission - Line and Transformation	kWh	2,905	0.0071	20.63	2,990	0.0012	3.61	(17.02)	-82.5%	-108.5%
Wholesale Market Service	kWh	2,905	0.0052	15.11	2,990	0.0052	15.55	0.44	2.9%	2.8%
Rural Rate Protection Charge	kWh	2,905	0.0013	3.78	2,990	0.0013	3.89	0.11	2.9%	0.7%
Debt Retirement Charge	kWh	2,905	0.0070	20.34	2,990	0.0070	20.93	0.59	2.9%	3.8%
Cost of Power Commodity	kWh	2,905	0.0560	162.69	2,990	0.0560	167.44	4.74	2.9%	30.2%
Taxes			0.0800	22.54		0.1300	38.44	15.90	70.6%	60.7%
Total Bill				307.66			341.26	33.60	10.9%	128.2%

GS <50

5,000

kWh Consumption

	Metric	2009 Bill			2010 Bill			IMPACT		
		Volume	Rate \$	Charge \$	Volume	Rate \$	Charge \$	Change \$	Change %	% of Total Bill
Monthly Service Charge				18.13			24.17	6.04	33.3%	9.2%
Smart Meter Fixed Charge				1.00			1.00	0.00	0.0%	0.0%
Distribution	kWh	5,000	0.0098	49.12	5,000	0.0131	65.48	16.36	33.3%	25.0%
Sub-Total				68.25			90.64	22.39	32.8%	34.3%
Regulatory Asset Recovery	kWh	5,000		0.00	5,000	0.0033	16.33	16.33		104.1%
Low Voltage Charge	kWh	5,128	0.0012	6.03	5,277	0.0024	12.62	6.59	109.3%	25.1%
Retail Transmission - Network	kWh	5,128	0.0042	21.54	5,277	0.0043	22.49	0.96	4.4%	6.1%
Retail Transmission - Line and Transformation	kWh	5,128	0.0071	36.41	5,277	0.0012	6.36	(30.04)	-82.5%	-191.5%
Wholesale Market Service	kWh	5,128	0.0052	26.66	5,277	0.0052	27.44	0.78	2.9%	5.0%
Rural Rate Protection Charge	kWh	5,128	0.0013	6.67	5,277	0.0013	6.86	0.19	2.9%	1.2%
Debt Retirement Charge	kWh	5,128	0.0070	35.89	5,277	0.0070	36.94	1.05	2.9%	6.7%
Cost of Power Commodity	kWh	5,128	0.0560	287.14	5,277	0.0560	295.51	8.37	2.9%	53.4%
Taxes			0.0800	38.60		0.1300	65.34	26.73	69.2%	102.0%
Total Bill				527.19			580.54	53.35	10.1%	203.5%

GS <50

10,000

kWh Consumption

	Metric	2009 Bill			2010 Bill			IMPACT		
		Volume	Rate \$	Charge \$	Volume	Rate \$	Charge \$	Change \$	Change %	% of Total Bill
Monthly Service Charge				18.13			24.17	6.04	33.3%	4.7%
Smart Meter Fixed Charge				1.00			1.00	0.00	0.0%	0.0%
Distribution	kWh	10,000	0.0098	98.24	10,000	0.0131	130.95	32.71	33.3%	25.7%
Sub-Total				117.37			156.12	38.75	33.0%	30.4%
Regulatory Asset Recovery	kWh	10,000		0.00	10,000	0.0033	32.67	32.67		208.3%
Low Voltage Charge	kWh	10,255	0.0012	12.06	10,554	0.0024	25.24	13.18	109.3%	50.3%
Retail Transmission - Network	kWh	10,255	0.0042	43.07	10,554	0.0043	44.98	1.91	4.4%	12.2%
Retail Transmission - Line and Transformation	kWh	10,255	0.0071	72.81	10,554	0.0012	12.73	(60.08)	-82.5%	-383.1%
Wholesale Market Service	kWh	10,255	0.0052	53.33	10,554	0.0052	54.88	1.55	2.9%	9.9%
Rural Rate Protection Charge	kWh	10,255	0.0013	13.33	10,554	0.0013	13.72	0.39	2.9%	2.5%
Debt Retirement Charge	kWh	10,255	0.0070	71.79	10,554	0.0070	73.88	2.09	2.9%	13.3%
Cost of Power Commodity	kWh	10,255	0.0560	574.28	10,554	0.0560	591.02	16.74	2.9%	106.8%
Taxes			0.0800	75.68		0.1300	127.40	51.72	68.3%	197.3%
Total Bill				1,033.71			1,132.64	98.93	9.6%	377.4%

GS>50 to 4999 kW

55 kW Consumption
15,000 kWh Consumption

	Metric	2009 Bill			2010 Bill			IMPACT		
		Volume	Rate \$	Charge \$	Volume	Rate \$	Charge \$	Change \$	Change %	% of Total Bill
Monthly Service Charge				31.84			42.44	10.60	33.3%	5.2%
Smart Meter Fixed Charge				1.00			1.00	0.00	0.0%	0.0%
Distribution	kW	55	3.4763	191.19	55	4.6338	254.86	63.67	33.3%	30.9%
Sub-Total				224.03			298.30	74.27	33.2%	36.1%
Regulatory Asset Recovery	kW	55		0.00	55	1.0997	60.48	60.48		29.4%
Low Voltage Charge	kWh	56	0.5435	30.66	58	1.1053	64.16	33.50	109.3%	127.8%
Retail Transmission - Network	kW	56	1.7320	97.69	58	1.7474	101.43	3.74	3.8%	1.8%
Retail Transmission - Line and Transformation	kW	56	2.8421	160.30	58	0.4792	27.81	(132.49)	-82.6%	-64.4%
Wholesale Market Service	kWh	15,383	0.0052	79.99	15,831	0.0052	82.32	2.33	2.9%	1.1%
Rural Rate Protection Charge	kWh	15,383	0.0013	20.00	15,831	0.0013	20.58	0.58	2.9%	0.3%
Debt Retirement Charge	kWh	15,000	0.0070	105.00	15,000	0.0070	105.00	0.00	0.0%	0.0%
Cost of Power Commodity	kWh	15,383	0.0560	861.42	15,831	0.0560	886.54	25.12	2.9%	12.2%
Taxes			0.0800	123.87		0.1300	205.72	81.85	66.1%	312.2%
Total Bill				1,702.96			1,852.35	149.39	8.8%	569.9%

GS>50 to 4999 kW

125 kW Consumption
20,000 kWh Consumption

	Metric	2009 Bill			2010 Bill			IMPACT		
		Volume	Rate \$	Charge \$	Volume	Rate \$	Charge \$	Change \$	Change %	% of Total Bill
Monthly Service Charge				31.84			42.44	10.60	33.3%	3.2%
Smart Meter Fixed Charge				1.00			1.00	0.00	0.0%	0.0%
Distribution	kW	125	3.4763	434.53	125	4.6338	579.23	144.70	33.3%	44.3%
Sub-Total				467.37			622.67	155.30	33.2%	47.5%
Regulatory Asset Recovery	kW	125		0.00	125	1.0997	137.47	137.47		66.8%
Low Voltage Charge	kWh	128	0.5435	69.68	132	1.1053	145.82	76.14	109.3%	290.4%
Retail Transmission - Network	kW	128	1.7320	222.02	132	1.7474	230.53	8.50	3.8%	4.1%
Retail Transmission - Line and Transformation	kW	128	2.8421	364.32	132	0.4792	63.22	(301.11)	-82.6%	-146.4%
Wholesale Market Service	kWh	20,510	0.0052	106.65	21,108	0.0052	109.76	3.11	2.9%	1.5%
Rural Rate Protection Charge	kWh	20,510	0.0013	26.66	21,108	0.0013	27.44	0.78	2.9%	0.4%
Debt Retirement Charge	kWh	20,000	0.0070	140.00	20,000	0.0070	140.00	0.00	0.0%	0.0%
Cost of Power Commodity	kWh	20,510	0.0560	1,148.56	21,108	0.0560	1,182.05	33.49	2.9%	16.3%
Taxes			0.0800	198.05		0.1300	326.71	128.66	65.0%	490.8%
Total Bill				2,743.31			2,985.65	242.34	8.8%	924.4%

GS>50 to 4999 kW

250 kW Consumption
50,000 kWh Consumption

	Metric	2009 Bill			2010 Bill			IMPACT		
		Volume	Rate \$	Charge \$	Volume	Rate \$	Charge \$	Change \$	Change %	% of Total Bill
Monthly Service Charge				31.84			42.44	10.60	33.3%	1.4%
Smart Meter Fixed Charge				1.00			1.00	0.00	0.0%	0.0%
Distribution	kW	250	3.4763	869.06	250	4.6338	1,158.46	289.40	33.3%	39.0%
Sub-Total				901.90			1,201.91	300.00	33.3%	40.4%
Regulatory Asset Recovery	kW	250		0.00	250	1.0997	274.93	274.93		133.6%
Low Voltage Charge	kWh	256	0.5435	139.35	264	1.1053	291.63	152.28	109.3%	580.9%
Retail Transmission - Network	kW	256	1.7320	444.04	264	1.7474	461.05	17.01	3.8%	8.3%
Retail Transmission - Line and Transformation	kW	256	2.8421	728.64	264	0.4792	126.43	(602.21)	-82.6%	-292.7%
Wholesale Market Service	kWh	51,275	0.0052	266.63	52,770	0.0052	274.40	7.77	2.9%	3.8%
Rural Rate Protection Charge	kWh	51,275	0.0013	66.66	52,770	0.0013	68.60	1.94	2.9%	0.9%
Debt Retirement Charge	kWh	50,000	0.0070	350.00	50,000	0.0070	350.00	0.00	0.0%	0.0%
Cost of Power Commodity	kWh	51,275	0.0560	2,871.40	52,770	0.0560	2,955.12	83.72	2.9%	40.7%
Taxes			0.0800	450.34		0.1300	742.62	292.28	64.9%	1114.9%
Total Bill				6,218.97			6,746.69	527.72	8.5%	2013.0%

GS>50 to 4999 kW

376 kW Consumption
133,770 kWh Consumption

	Metric	2009 Bill			2010 Bill			IMPACT		
		Volume	Rate \$	Charge \$	Volume	Rate \$	Charge \$	Change \$	Change %	% of Total Bill
Monthly Service Charge				31.84			42.44	10.60	33.3%	0.6%
Smart Meter Fixed Charge				1.00			1.00	0.00	0.0%	0.0%
Distribution	kW	376	3.4763	1,307.07	376	4.6338	1,742.33	435.26	33.3%	26.1%
Sub-Total				1,339.91			1,785.77	445.86	33.3%	26.7%
Regulatory Asset Recovery	kW	376		0.00	376	1.0997	413.49	413.49		201.0%
Low Voltage Charge	kWh	386	0.5435	209.58	397	1.1053	438.61	229.03	109.3%	873.6%
Retail Transmission - Network	kW	386	1.7320	667.84	397	1.7474	693.42	25.58	3.8%	12.4%
Retail Transmission - Line and Transformation	kW	386	2.8421	1,095.88	397	0.4792	190.15	(905.73)	-82.6%	-440.3%
Wholesale Market Service	kWh	137,181	0.0052	713.34	141,181	0.0052	734.14	20.80	2.9%	10.1%
Rural Rate Protection Charge	kWh	137,181	0.0013	178.34	141,181	0.0013	183.54	5.20	2.9%	2.5%
Debt Retirement Charge	kWh	133,770	0.0070	936.39	133,770	0.0070	936.39	0.00	0.0%	0.0%
Cost of Power Commodity	kWh	137,181	0.0560	7,682.14	141,181	0.0560	7,906.13	223.98	2.9%	108.9%
Taxes			0.0800	1,009.11		0.1300	1,669.59	660.49	65.5%	2519.5%
Total Bill				13,832.53			14,951.24	1,118.71	8.1%	4267.4%

GS-50 to 4999 kW450
250,000kW Consumption
kWh Consumption

	Metric	2009 Bill			2010 Bill			IMPACT		
		Volume	Rate \$	Charge \$	Volume	Rate \$	Charge \$	Change \$	Change %	% of Total Bill
Monthly Service Charge				31.84			42.44	10.60	33.3%	0.4%
Smart Meter Fixed Charge				1.00			1.00	0.00	0.0%	0.0%
Distribution	kW	450	3.4763	1,564.32	450	4.6338	2,085.23	520.92	33.3%	18.3%
Sub-Total				1,597.16			2,128.68	531.52	33.3%	18.7%
Regulatory Asset Recovery	kW	450		0.00	450	1.0997	494.87	494.87		240.6%
Low Voltage Charge	kWh	461	0.5435	250.83	475	1.1053	524.94	274.11	109.3%	1045.6%
Retail Transmission - Network	kW	461	1.7320	799.27	475	1.7474	829.89	30.62	3.8%	14.9%
Retail Transmission - Line and Transformation	kW	461	2.8421	1,311.56	475	0.4792	227.58	(1,083.98)	-82.6%	-526.9%
Wholesale Market Service	kWh	256,375	0.0052	1,333.15	263,850	0.0052	1,372.02	38.87	2.9%	18.9%
Rural Rate Protection Charge	kWh	256,375	0.0013	333.29	263,850	0.0013	343.01	9.72	2.9%	4.7%
Debt Retirement Charge	kWh	250,000	0.0070	1,750.00	250,000	0.0070	1,750.00	0.00	0.0%	0.0%
Cost of Power Commodity	kWh	256,375	0.0560	14,357.00	263,850	0.0560	14,775.60	418.60	2.9%	203.5%
Taxes			0.0800	1,718.51		0.1300	2,849.81	1,131.30	65.8%	4315.4%
Total Bill				23,450.77			25,296.39	1,845.62	7.9%	7040.2%

Street Light1
25kW Consumption
kWh Consumption

	Metric	2009 Bill			2010 Bill			IMPACT		
		Volume	Rate \$	Charge \$	Volume	Rate \$	Charge \$	Change \$	Change %	% of Total Bill
Monthly Service Charge				0.12			0.21	0.09	74.8%	2.6%
Distribution	kW	1	0.1803	0.14	1	21.6340	16.23	16.09	11901.7%	463.4%
Sub-Total				0.26			16.44	16.18	6340.3%	466.0%
Regulatory Asset Recovery	kW	1	0.0000	0.00	1	1.1609	0.87	0.87		25.1%
Low Voltage Charge	kWh	1	0.3997	0.31	1	0.8602	0.68	0.37	121.5%	1.4%
Retail Transmission - Network	kW	1	1.4532	1.12	1	1.5307	1.21	0.09	8.4%	2.7%
Retail Transmission - Line and Transformation	kW	1	1.3824	1.06	1	0.3706	0.29	(0.77)	-72.4%	-22.2%
Wholesale Market Service	kWh	26	0.0052	0.13	26	0.0052	0.14	0.00	2.9%	0.1%
Rural Rate Protection Charge	kWh	26	0.0013	0.03	26	0.0013	0.03	0.00	2.9%	0.0%
Debt Retirement Charge	kWh	25	0.2500	6.25	25	0.2500	6.25	0.00	0.0%	0.0%
Cost of Power Commodity	kWh	26	0.0560	1.44	26	0.0560	1.48	0.04	2.9%	1.2%
Taxes			0.0800	0.82		0.1300	3.47	2.65	321.9%	10.1%
Total Bill				11.42			30.86	19.44	170.3%	74.2%

Sentinel0.75
25kW Consumption
kWh Consumption

	Metric	2009 Bill			2010 Bill			IMPACT		
		Volume	Rate \$	Charge \$	Volume	Rate \$	Charge \$	Change \$	Change %	% of Total Bill
Monthly Service Charge				0.21			0.28	0.07	33.3%	9.6%
Distribution	kW	1	0.4055	0.30	1	0.5405	0.41	0.10	33.3%	13.9%
Sub-Total				0.51			0.69	0.17	33.3%	23.5%
Regulatory Asset Recovery	kW	1		0.00	1	1.1190	0.84	0.84		115.4%
Low Voltage Charge	kWh	1	0.6884	0.53	1	1.4814	1.17	0.64	121.5%	2.5%
Retail Transmission - Network	kW	1	1.3129	1.01	1	1.5359	1.22	0.21	20.4%	28.3%
Retail Transmission - Line and Transformation	kW	1	2.2431	1.73	1	1.2989	1.03	(0.70)	-40.4%	-95.9%
Wholesale Market Service	kWh	26	0.0052	0.13	26	0.0052	0.14	0.00	2.9%	0.5%
Rural Rate Protection Charge	kWh	26	0.0013	0.03	26	0.0013	0.03	0.00	2.9%	0.1%
Debt Retirement Charge	kWh	25	0.0070	0.18	25	0.0070	0.18	0.00	0.0%	0.0%
Cost of Power Commodity	kWh	26	0.0560	1.44	26	0.0560	1.48	0.04	2.9%	5.8%
Taxes			0.0800	0.40		0.1300	0.73	0.32	80.8%	1.2%
Total Bill				5.96			7.49	1.53	25.7%	5.9%

Sentinel0.75
50kW Consumption
kWh Consumption

	Metric	2009 Bill			2010 Bill			IMPACT		
		Volume	Rate \$	Charge \$	Volume	Rate \$	Charge \$	Change \$	Change %	% of Total Bill
Monthly Service Charge				0.21			0.28	0.07	33.3%	7.3%
Distribution	kW	1	0.4055	0.30	1	0.5405	0.41	0.10	33.3%	10.5%
Sub-Total				0.51			0.69	0.17	33.3%	17.8%
Regulatory Asset Recovery	kW	1		0.00	1	1.1190	0.84	0.84		115.4%
Low Voltage Charge	kWh	1	0.6884	0.53	1	1.4814	1.17	0.64	121.5%	2.5%
Retail Transmission - Network	kW	1	1.3129	1.01	1	1.5359	1.22	0.21	20.4%	28.3%
Retail Transmission - Line and Transformation	kW	1	2.2431	1.73	1	1.2989	1.03	(0.70)	-40.4%	-95.9%
Wholesale Market Service	kWh	51	0.0052	0.27	53	0.0052	0.27	0.01	2.9%	1.1%
Rural Rate Protection Charge	kWh	51	0.0013	0.07	53	0.0013	0.07	0.00	2.9%	0.3%
Debt Retirement Charge	kWh	50	0.0070	0.35	50	0.0070	0.35	0.00	0.0%	0.0%
Cost of Power Commodity	kWh	51	0.0560	2.87	53	0.0560	2.96	0.08	2.9%	11.5%
Taxes			0.0800	0.54		0.1300	0.96	0.42	77.1%	1.6%
Total Bill				7.88			9.55	1.68	21.3%	6.4%

Unmetered Scattered Load

1 kW Consumption
600 kWh Consumption

	Metric	2009 Bill			2010 Bill			IMPACT		
		Volume	Rate \$	Charge \$	Volume	Rate \$	Charge \$	Change \$	Change %	% of Total Bill
Monthly Service Charge				9.07			12.09	3.02	33.3%	38.0%
Distribution	kWh	1	0.0033	1.99	1	0.0094	5.67	3.68	184.6%	46.3%
Sub-Total				11.06			17.76	6.70	60.5%	84.3%
Regulatory Asset Recovery	kW	1		0.00	1	0.0032	0.00	0.00		0.0%
Low Voltage Charge	kWh	1	0.0039	0.00	1	0.0084	0.01	0.00	115.4%	0.0%
Retail Transmission - Network	kW	1	1.3062	1.36	1	0.0043	0.00	(1.36)	-99.7%	-17.1%
Retail Transmission - Line and Transformation	kW	1	1.4282	1.49	1	0.0023	0.00	(1.49)	-99.8%	-18.7%
Wholesale Market Service	kWh	626	0.0052	3.25	626	0.0052	3.26	0.00	0.1%	0.0%
Rural Rate Protection Charge	kWh	626	0.0052	3.25	626	0.0013	0.81	(2.44)	-75.0%	-30.7%
Debt Retirement Charge	kWh	600	0.0070	4.20	600	0.0070	4.20	0.00	0.0%	0.0%
Cost of Power Commodity	kWh	626	0.0560	35.03	626	0.0560	35.06	0.03	0.1%	0.4%
Taxes			0.0800	4.77		0.1300	7.94	3.17	66.4%	12.1%
Total Bill				64.43			69.05	4.62	7.2%	17.6%