



**Jerry Van Ooteghem**  
President & C.E.O  
Tel: (519) 745-4771  
Fax: (519) 571-9338

January 19, 2011

**BY RESS & COURIER**

Ms. Kirsten Walli, Board Secretary  
Ontario Energy Board  
2300 Yonge Street, 26<sup>th</sup> Floor, P.O. Box 2319  
TORONTO, ON M4P 1E4

**Re: EB Number: EB-2010-0094**  
**Kitchener-Wilmot Hydro Inc. Deferral and Variance Accounts**

---

Dear Ms. Walli:

On November 12, 2010 Kitchener-Wilmot Hydro Inc. (KWHI) submitted its 2011 IRM Application to the Ontario Energy Board (the Board). When filed, the Application did not include the model for 2011 IRM Deferral and Variance Accounts. KWHI respectfully submits this Workform as requested by Board Staff on January 15, 2011. Note that KWHI is not applying for any changes to its Deferral and Variance Account Rate Riders, therefore there will be no bill impacts resulting from this filing.

A copy of this submission has been electronically filed through the Board's RESS system. The original has been couriered to the Board's offices.

Should you require any further information, kindly contact myself or Margaret Nanninga, Manager of Finance at (519)749-6177.

Respectfully submitted,

*Original Signed by*

J. Van Ooteghem, P.Eng.

President & CEO

<Blank Page>




**Name of LDC:** Kitchener-Wilmot Hydro Inc.  
**File Number:** EB-2010-0094  
**Effective Date:** Sunday, May 01, 2011  
**Version :** 2.0

## LDC Information

<b>Applicant Name</b>	Kitchener-Wilmot Hydro Inc.
<b>OEB Application Number</b>	EB-2010-0094
<b>LDC Licence Number</b>	ED-2002-0573
<b>Applied for Effective Date</b>	May 1, 2011
<b>Last COS Re-based Year</b>	2010
<b>Last COS OEB Application Number</b>	EB-2009-0267
<b>Billing Determinants</b>	2010 COS Forecast

### Global Adjustment Elections


<b>Global Adjustment Recovery Separate Distribution Charge</b>	Yes
<b>Global Adjustment Recovery as Electricity Component</b>	No



**Name of LDC:**       Kitchener-Wilmot Hydro Inc.  
**File Number:**       EB-2010-0094  
**Effective Date:**     Sunday, May 01, 2011  
**Version : 2.0**

**Table of Contents**


Sheet Name	Purpose of Sheet
<a href="#">A1.1 LDC Information</a>	Enter LDC Data
<a href="#">A2.1 Table of Contents</a>	Table of Contents
<a href="#">A3.1 Sheet Selection</a>	Set up worksheets for data input
<a href="#">B1.3 Rate Class And Bill Det</a>	Rate Class and 2008 Billing Determinants
<a href="#">C1.3 2010 Transfer to 1595 COS</a>	2010 Board Approved Transfer of 2008 Deferral/Variance accounts to 1595 COS
<a href="#">D1.5 Def Var - Cont Sch 2009</a>	Deferral Variance - Continuity Schedule 2009
<a href="#">D1.6 Def Var - Con Sch Final</a>	Deferral Variance - Continuity Schedule Final
<a href="#">E1.1 Threshold Test</a>	Threshold Test
<a href="#">F1.1 Cost Allocation kWh</a>	Cost Allocation - kWh
<a href="#">F1.2 Cost Allocation Non-RPPkWh</a>	Cost Allocation - Non-RPP kWh
<a href="#">G1.1a Calculation Rate Rider</a>	Calculation of Deferral Variance Recovery Rate Rider without Global Adjustment
<a href="#">G1.1b Dist Glob Adj Rate Rider</a>	Calculation of Delivery Component Global Adjustment Rate Rider
<a href="#">G1.2 Request for Clearance</a>	Request for Clearance of Deferral and Variance Accounts



**Name of LDC:**        **Kitchener-Wilmot Hydro Inc.**  
**File Number:**       **EB-2010-0094**  
**Effective Date:**    **Sunday, May 01, 2011**  
**Version : 2.0**

**Sheet Selection - Show / Hide**


Sheet	Show / Hide	Purpose of Sheet
B1.1 2006 Reg Assets	Hide	To be used by distributor that has not previously disposed Deferral / Variance Accounts
B1.2 2006 Reg Ass Prop Shr	Hide	To be used by distributor that has not previously disposed Deferral / Variance Accounts
C1.0 2006 Reg Asset Recovery	Hide	To be used by distributor that has not previously disposed Deferral / Variance Accounts
C1.1 2008 Transfer to 1595 COS	Hide	To be used by distributor that disposed Deferral / Variance Accounts in a 2008 COS
C1.2 2009 Transfer to 1595 COS	Hide	To be used by distributor that disposed Deferral / Variance Accounts in a 2009 COS
C1.3 2010 Transfer to 1595 COS	Show	To be used by distributor that disposed Deferral / Variance Accounts in a 2010 COS
C1.4 2010 Transfer to 1595 IRM	Hide	To be used by distributor that disposed Deferral / Variance Accounts in a 2010 IRM
D1.1 Def Var - Cont Sch 2005	Hide	To be used by distributor that has not previously disposed 2005 Deferral / Variance Accounts
D1.2 Def Var - Cont Sch 2006	Hide	To be used by distributor that has not previously disposed 2006 Deferral / Variance Accounts
D1.3 Def Var - Cont Sch 2007	Hide	To be used by distributor that has not previously disposed 2007 Deferral / Variance Accounts
D1.4 Def Var - Cont Sch 2008	Hide	To be used by distributor that has not previously disposed 2008 Deferral / Variance Accounts
F1.3 Cost Allocation 1590	Hide	To be used by distributor that has not previously disposed of residual 1590 Account
F1.4 Cost Allocation 1595	Hide	To be used by a 2008 COS distributor that is clearing its one year Deferral /Varaince disposition rate rider



**Name of LDC:**      **Kitchener-Wilmot Hydro Inc.**  
**File Number:**      **EB-2010-0094**  
**Effective Date:**      **Sunday, May 01, 2011**  
**Version : 2.0**

**Rate Class and Billing Determinants**

				2010 COS Forecast		Billed kWh for Non-RPP customers
Rate Group	Rate Class	Fixed Metric	Vol Metric	Metered kWh	Metered kW	
RES	Residential	Customer	kWh	650,038,341		66,321,050
GSLT50	General Service Less Than 50 kW	Customer	kWh	235,461,608		27,890,243
GSGT50	General Service 50 to 4,999 kW	Customer	kW		2,231,346	682,092,959
LU	Large Use	Customer	kW		140,928	149,523,624
USL	Unmetered Scattered Load	Connection	kWh	3,287,380		0
SL	Street Lighting	Connection	kW		46,815	6,634,249
NA	Rate Class 7	NA	NA			
NA	Rate Class 8	NA	NA			
NA	Rate Class 9	NA	NA			
NA	Rate Class 10	NA	NA			
NA	Rate Class 11	NA	NA			
NA	Rate Class 12	NA	NA			
NA	Rate Class 13	NA	NA			
NA	Rate Class 14	NA	NA			
NA	Rate Class 15	NA	NA			
NA	Rate Class 16	NA	NA			
NA	Rate Class 17	NA	NA			
NA	Rate Class 18	NA	NA			
NA	Rate Class 19	NA	NA			
NA	Rate Class 20	NA	NA			
NA	Rate Class 21	NA	NA			
NA	Rate Class 22	NA	NA			
NA	Rate Class 23	NA	NA			
NA	Rate Class 24	NA	NA			
NA	Rate Class 25	NA	NA			
						932,462,125



**Name of LDC:**       **Kitchener-Wilmot Hydro Inc.**  
**File Number:**       **EB-2010-0094**  
**Effective Date:**     **Sunday, May 01, 2011**  
**Version : 2.0**

**2010 Board Approved Transfer of 2008 Deferral/Variance accounts to 1595 COS**

**OEB Decision EB-2009-0267**

**Disposition Recovery   Sunset Date**  
**April 30, 2012**

**Rate Rider Recovery Complete and 1595 Balance Eligible for Residual Disposition**

**No**

Account Description	Account Number	Principal Amounts	Interest Amount	Total Balance
<b>Group 1 Accounts</b>				
LV Variance Account	1550	0.00	0.00	0.00
RSVA - Wholesale Market Service Charge	1580	(4,915,629.95 )	(249,064.04 )	#####
RSVA - Retail Transmission Network Charge	1584	(2,529,128.07 )	(345,474.07 )	#####
RSVA - Retail Transmission Connection Charge	1586	(1,770,742.91 )	(187,477.53 )	#####
RSVA - Power (Excluding Global Adjustment)	1588	1,076,040.83	(10,902.85 )	1,065,137.98
RSVA - Power (Global Adjustment Sub-account) - when not a separate rate rider	1588	0.00	0.00	0.00
Recovery of Regulatory Asset Balances	1590	(628,662.11 )	369,774.29	(258,887.82 )
<b>Sub-Total - Group 1 Accounts</b>				
		(8,768,122.21 )	(423,144.20 )	#####
<b>Group 2 Accounts</b>				
Other Regulatory Assets - Sub-Account - OEB Cost Assessments	1508	187,866.00	28,402.56	216,268.56
Other Regulatory Assets - Sub-Account - Pension Contributions	1508	925,984.04	137,184.05	1,063,168.09
Other Regulatory Assets - Sub-Account Deferred IFRS Transition Costs	1508	0.00	0.00	0.00
Other Regulatory Assets - Sub-Account - Other	1508	0.00	0.00	0.00
Other Regulatory Assets - Sub-Account - Other	1508	0.00	0.00	0.00
Retail Cost Variance Account - Retail	1518	(100,944.51 )	(7,880.68 )	(108,825.19 )
Retail Cost Variance Account - STR	1548	51,062.76	5,464.79	56,527.55
Misc. Deferred Debits	1525	14,492.97	0.00	14,492.97
Renewable Connection Capital Deferral Account	1531	0.00	0.00	0.00
Renewable Connection OM&A Deferral Account	1532	0.00	0.00	0.00
Smart Grid Capital Deferral Account	1534	0.00	0.00	0.00
Smart Grid OM&A Deferral Account	1535	0.00	0.00	0.00
Smart Meter Capital and Recovery Offset Variance - Sub-Account - Capital - when not a separate rate rider	1555	0.00	0.00	0.00
Smart Meter Capital and Recovery Offset Variance - Sub-Account - Recoveries - when not a separate rate rider	1555	0.00	0.00	0.00
Smart Meter Capital and Recovery Offset Variance - Sub-Account - Stranded Meter Costs - when not a separate rate rider	1555	0.00	0.00	0.00
Smart Meter OM&A Variance - when not a separate rate rider	1556	0.00	0.00	0.00
Conservation and Demand Management Expenditures and Recoveries	1565	0.00	269.13	269.13
CDM Contra	1566	0.00	0.00	0.00
Qualifying Transition Costs	1570	0.00	0.00	0.00
Pre-Market Opening Energy Variances Total	1571	0.00	0.00	0.00
Extra-Ordinary Event Costs	1572	0.00	0.00	0.00
Deferred Rate Impact Amounts	1574	0.00	0.00	0.00
RSVA - One-time Wholesale Market Service	1582	107,335.78	18,554.38	125,890.16
Other Deferred Credits	2425	0.00	0.00	0.00
<b>Sub-Total - Group 2 Accounts</b>				
		1,185,797.04	181,994.23	1,367,791.27
Disposition and recovery of Regulatory Balances Account	1595	7,582,325.17	241,149.97	7,823,475.14
<b>Rate Rider Recovery</b>				
Deferral Variance Recovery May 1, 2010 to December 31, 2010	1595	(2,527,441.72 )	(80,383.32 )	#####
Deferral Variance Recovery Jan 1, 2011 to December 31, 2011	1595	(3,791,162.59 )	(120,574.98 )	#####
Deferral Variance Recovery Jan 1, 2012 to December 31, 2012	1595	(1,263,720.86 )	(40,191.66 )	#####
Deferral Variance Recovery Jan 1, 2013 to December 31, 2013	1595	0.00	0.00	0.00
Deferral Variance Recovery Jan 1, 2014 to December 31, 2014	1595	0.00	0.00	0.00
Deferral Variance Recovery Jan 1, 2015 to December 31, 2015	1595	0.00	0.00	0.00
Balance of Disposition and recovery of Regulatory Balances Account	1595	(0.00 )	0.00	(0.00 )

**Smart Meter Recovery as a separate Rate Rider**

**Smart Meter Recovery   Sunset Date**  
**April 30, 2011**

**Rate Rider Recovery Complete and 1595 Balance Eligible for Residual Disposition**

**No**

Account Description	Account Number	Principal Amounts	Interest Amount	Total Balance
Smart Meter Capital and Recovery Offset Variance - Sub-Account - Capital - when a separate rate rider	1555	0.00	0.00	0.00
Smart Meter Capital and Recovery Offset Variance - Sub-Account - Recoveries - when a separate rate rider	1555	0.00	0.00	0.00
Smart Meter Capital and Recovery Offset Variance - Sub-Account - Stranded Meter Costs - when a separate rate rider	1555	0.00	0.00	0.00
Smart Meter OM&A Variance - when a separate rate rider	1556	0.00	0.00	0.00
Disposition and recovery of Smart Meter Balances Account	1595	0.00	0.00	0.00
<b>Rate Rider Recovery</b>				
Smart Meter Recovery May 1, 2010 to December 31, 2010	1595	0.00	0.00	0.00
Smart Meter Recovery Jan 1, 2011 to December 31, 2011	1595	0.00	0.00	0.00
Smart Meter Recovery Jan 1, 2012 to December 31, 2012	1595	0.00	0.00	0.00
Smart Meter Recovery Jan 1, 2013 to December 31, 2013	1595	0.00	0.00	0.00
Smart Meter Recovery Jan 1, 2014 to December 31, 2014	1595	0.00	0.00	0.00
Smart Meter Recovery Jan 1, 2015 to December 31, 2015	1595	0.00	0.00	0.00
Balance of Disposition and recovery of Smart Meter Balances Account	1595	0.00	0.00	0.00

**Global Adjustment as a separate Rate Rider**

**Global Adjustment Recovery   Sunset Date**  
**April 30, 2011**

**Rate Rider Recovery Complete and 1595 Balance Eligible for Residual Disposition**

**No**

Account Description	Account Number	Principal Amounts	Interest Amount	Total Balance
RSVA - Power (Global Adjustment Sub-account) - when a separate rate rider	1588	1,956,049.80	93,822.74	2,049,872.54
Disposition and recovery of Regulatory Balances Account	1595	(1,956,049.80 )	(93,822.74 )	#####
<b>Rate Rider Recovery</b>				
Deferral Variance Recovery May 1, 2010 to December 31, 2010	1595	652,016.60	31,274.25	683,290.85
Deferral Variance Recovery Jan 1, 2011 to December 31, 2011	1595	978,024.90	46,911.37	1,024,936.27
Deferral Variance Recovery Jan 1, 2012 to December 31, 2012	1595	326,008.30	15,637.12	341,645.42
Deferral Variance Recovery Jan 1, 2013 to December 31, 2013	1595	0.00	0.00	0.00
Deferral Variance Recovery Jan 1, 2014 to December 31, 2014	1595	0.00	0.00	0.00
Deferral Variance Recovery Jan 1, 2015 to December 31, 2015	1595	0.00	0.00	0.00
Balance of Disposition and recovery of Regulatory Balances Account	1595	(0.00 )	(0.00 )	(0.00 )

Name of LDC:      Kitchener-Wilmot Hydro Inc.  
File Number:      EB-2010-0094  
Effective Date:    Sunday, May 01, 2011  
Version : 2.0

Deferral Variance - Continuity Schedule 2009

Account Description	Account Number											
		Opening Principal Amounts as of Jan-1-09	Transactions (additions) during 2009, excluding interest and adjustments <sup>1</sup>	Transactions (reductions) during 2009, excluding interest and adjustments <sup>1</sup>	Adjustments during 2009 - instructed by Board <sup>2</sup>	Adjustments during 2009 - other <sup>3</sup>	Transfer Residual Amount of USoA 1595	Closing Principal Balance as of Dec-31-09	Opening Interest Amounts as of Jan-1-09	Interest Jan-1 to Dec31-09	Transfer of Board-approved 2007 interest amounts to 1595 (2009 COS)	Closing Interest Amounts as of Dec-31-09
LV Variance Account	1550	0						0	0			0
RSVA - Wholesale Market Service Charge	1580	0						0	0			0
RSVA - Retail Transmission Network Charge	1584	0						0	0			0
RSVA - Retail Transmission Connection Charge	1586	0						0	0			0
RSVA - Power (Excluding Global Adjustment)	1588	0						0	0			0
RSVA - Power (Global Adjustment Sub-account)	1588	0						0	0			0
Recovery of Regulatory Asset Balances	1590	0						0	0			0
Residual Balance Disposition and recovery of Def/Var Balances Account (2008)	1595	0					0	0	0	0	0	0
Total		0	0	0	0	0	0	0	0	0	0	0

<sup>1</sup> For RSVA accounts only, report the net additions to the account during the year. For all other accounts, record the additions and reductions separately.  
<sup>2</sup> Provide supporting evidence i.e. Board Decision, CRO Order, etc.  
<sup>3</sup> Provide supporting statement indicating nature of this adjustments and periods they relate to  
<sup>4</sup> This records the values of amounts removed from Group One accounts in previous proceedings; but does not enter offsets for disposition of 1590, as recovery has not been completed.


Name of LDC:     Kitchener-Wilmot Hydro Inc.  
File Number:     EB-2010-0094  
Effective Date:   Sunday, May 01, 2011  
Version : 2.0

Deferral Variance - Continuity Schedule Final

Account Description	Account Number	Opening Principal Amounts as of Jan-1-10	Adjustments - Please explain	Principal Amounts to be disposed	Opening Interest Amounts as of Jan-1-10	Interest on Board-approved 2008 amounts prior to transfer Jan-1, 2010 to Date of Transfer	Adjustments - Please explain	Projected Interest on Dec 31 -09 balance from Jan 1, 2010 to Dec 31, 2010 <sup>1</sup>	Projected Interest on Dec 31 -09 balance from Jan 1, 2011 to April 30, 2011 <sup>1</sup>	Interest Amounts to be disposed
		A	B	C = A + B	D	E	F	G	H	I = D + E + F + G +H
LV Variance Account	1550	0		0	0			0	0	0
RSVA - Wholesale Market Service Charge	1580	0		0	0			0	0	0
RSVA - Retail Transmission Network Charge	1584	0		0	0			0	0	0
RSVA - Retail Transmission Connection Charge	1586	0		0	0			0	0	0
RSVA - Power (Excluding Global Adjustment)	1588	0		0	0			0	0	0
RSVA - Power (Global Adjustment Sub-account)		0		0	0			0	0	0
Recovery of Regulatory Asset Balances	1590	0		0	0			0	0	0
Residual Balance Disposition and recovery of Def/Var Balances Account (2008)	1595	0		0	0			0	0	0
Total		0	0	0	0	0	0	0	0	0

Interest projected on December 31, 2009 closing principal balance.


Month	Prescribed Rate	Monthly Interest	Month	Prescribed Rate	Monthly Interest
Sunday, January 31, 2010	0.55	0.0467	Monday, January 31, 2011	0.89	0.0756
Sunday, February 28, 2010	0.55	0.0422	Monday, February 28, 2011	0.89	0.0683
Wednesday, March 31, 2010	0.55	0.0467	Thursday, March 31, 2011	0.89	0.0756
Friday, April 30, 2010	0.55	0.0452	Saturday, April 30, 2011	0.89	0.0732
Monday, May 31, 2010	0.55	0.0467	Effective Rate		0.2926
Wednesday, June 30, 2010	0.55	0.0452			
Saturday, July 31, 2010	0.89	0.0756			
Tuesday, August 31, 2010	0.89	0.0756			
Thursday, September 30, 2010	0.89	0.0732			
Sunday, October 31, 2010	0.89	0.0756			
Tuesday, November 30, 2010	0.89	0.0732			
Friday, December 31, 2010	0.89	0.0756			
Effective Rate		0.7214			



**Name of LDC:** Kitchener-Wilmot Hydro Inc.  
**File Number:** EB-2010-0094  
**Effective Date:** Sunday, May 01, 2011  
**Version :** 2.0

## Threshold Test

Rate Class	Billed kWh B
Residential	650,038,341
General Service Less Than 50 kW	235,461,608
General Service 50 to 4,999 kW	0
Large Use	0
Unmetered Scattered Load	3,287,380
Street Lighting	0
	<b>888,787,329</b>
Total Claim	0
Total Claim per kWh	-




**Name of LDC:**      **Kitchener-Wilmot Hydro Inc.**  
**File Number:**      **EB-2010-0094**  
**Effective Date:**      **Sunday, May 01, 2011**  
**Version : 2.0**

## Cost Allocation - kWh

Rate Class	Billed kWh	% kWh	1550	1580	1584	1586	1588 <sup>1</sup>	Total
Residential	650,038,341	73.1%	0	0	0	0	0	0
General Service Less Than 50 kW	235,461,608	26.5%	0	0	0	0	0	0
General Service 50 to 4,999 kW	0	0.0%	0	0	0	0	0	0
Large Use	0	0.0%	0	0	0	0	0	0
Unmetered Scattered Load	3,287,380	0.4%	0	0	0	0	0	0
Street Lighting	0	0.0%	0	0	0	0	0	0
	<b>888,787,329</b>	<b>100.0%</b>	<b>0</b>	<b>0</b>	<b>0</b>	<b>0</b>	<b>0</b>	<b>0</b>
			-	-	-	-	-	-

<sup>1</sup> RSVA - Power (Excluding Global Adjustment)



**Name of LDC:** Kitchener-Wilmot Hydro Inc.  
**File Number:** EB-2010-0094  
**Effective Date:** Sunday, May 01, 2011  
**Version :** 2.0

## Cost Allocation - Non-RPP kWh

Rate Class	Non-RPP kWh	% kWh	1588 <sup>1</sup>
Residential	66,321,050	7.1%	0
General Service Less Than 50 kW	27,890,243	3.0%	0
General Service 50 to 4,999 kW	682,092,959	73.1%	0
Large Use	149,523,624	16.0%	0
Unmetered Scattered Load	0	0.0%	0
Street Lighting	6,634,249	0.7%	0
	<b>932,462,125</b>	<b>100.0%</b>	<b>0</b>

-

<sup>1</sup> RSVA - Power (Global Adjustment Sub-account)



Name of LDC: Kitchener-Wilmot Hydro Inc.  
File Number: EB-2010-0094  
Effective Date: Sunday, May 01, 2011  
Version : 2.0

Calculation of Deferral Variance Recovery Rate Rider without Global Adjustment


Rate Rider Recovery Period - Years One

Rate Rider Effective To Date

Monday, April 30, 2012

Rate Class	Vol Metric	Billed kWh A	Billed kW B	Accounts Allocated by kWh C	Accounts Allocated by Non-RPP kWh D	Account 1590 E	Account 1595 F	Total G = C + D + E + F	Rate Rider kWh H = G / A (kWh) or H = G / B (kW)
Residential	kWh	650,038,341	0	0	0	0	0	0	0.00000
General Service Less Than 50 kW	kWh	235,461,608	0	0	0	0	0	0	0.00000
General Service 50 to 4,999 kW	kW	0	2,231,346	0	0	0	0	0	0.00000
Large Use	kW	0	140,928	0	0	0	0	0	0.00000
Unmetered Scattered Load	kWh	3,287,380	0	0	0	0	0	0	0.00000
Street Lighting	kW	0	46,815	0	0	0	0	0	0.00000
		888,787,329	2,419,089	0	0	0	0	0	
				-		-	-		

Enter the above value onto Sheet "J2.2 Def Var Disp 2011" of the 2011 OEB IRM2 Rate Generator "J2.4 Def Var Disp 2011" of the 2011 OEB IRM3 Rate Generator



Name of LDC: Kitchener-Wilmot Hydro Inc.  
File Number: EB-2010-0094  
Effective Date: Sunday, May 01, 2011  
Version : 2.0

Calculation of Delivery Component Global Adjustment Rate Rider


Rate Rider Recovery Period - Years One

Rate Rider Effective To Date

Monday, April 30, 2012

Rate Class	Vol Metric	Non-RPP kWh A	Estimated Non-RPP Billed kW B	Accounts Allocated by kWh C	Accounts Allocated by Non-RPP kWh D	Account 1590 E	Account 1595 F	Total G = C + D + E + F	Rate Rider kWh H = G / A (kWh) or H = G / B (kW)
Residential	kWh	66,321,050	0	0	0	0	0	0	0.00000
General Service Less Than 50 kW	kWh	27,890,243	0	0	0	0	0	0	0.00000
General Service 50 to 4,999 kW	kW	682,092,959	0	0	0	0	0	0	0.00000
Large Use	kW	149,523,624	0	0	0	0	0	0	0.00000
Unmetered Scattered Load	kWh	0	0	0	0	0	0	0	0.00000
Street Lighting	kW	6,634,249	0	0	0	0	0	0	0.00000
		932,462,125	0	0	0	0	0	0	

Enter the above value onto Sheet "J3.31 Global Adjust Del 2011" of the 2011 OEB IRM Rate Generator



**Name of LDC:**      **Kitchener-Wilmot Hydro Inc.**  
**File Number:**      **EB-2010-0094**  
**Effective Date:**      **Sunday, May 01, 2011**  
**Version : 2.0**

**Request for Clearance of Deferral and Variance Accounts**

Account Description	Account Number	Principal Amounts	Interest Amounts	Total Claim
		A	B	C = A + B
LV Variance Account	1550	0	0	0
RSVA - Wholesale Market Service Charge	1580	0	0	0
RSVA - Retail Transmission Network Charge	1584	0	0	0
RSVA - Retail Transmission Connection Charge	1586	0	0	0
RSVA - Power (Excluding Global Adjustment)	1588	0	0	0
RSVA - Power (Global Adjustment Sub-account)	1588	0	0	0
Recovery of Regulatory Asset Balances	1590	0	0	0
Balance of Disposition and recovery of Regulatory Balances Account (2008	1595	0	0	0
Disposition and recovery of Regulatory Balances Account	1595	0	0	0
	Total	0	0	0