

**HORIZON UTILITIES CORPORATION (“HORIZON UTILITIES”)  
SUBMISSION OF ORAL HEARING UNDERTAKING**

**DELIVERED: April 13, 2011**

**NO. J3.4: TO FILE COPY OF REPORT REFERRED TO IN VECC INTERROGATORY  
NO. 2(B)**

**Response:**

Please find attached the most recent report of the OPA entitled “*Estimated allocation of 2006-2009 provincial conservation results to Local Distribution Company service territories - update to December 2010*”, received in January 2011.

## OPA Conservation & Demand Management Programs

### Allocation Methodology

#	Initiative Name	Program Name	Program Year	Results Status	Allocation Methodology	Notes
1	Secondary Refrigerator Retirement Pilot	Consumer	2006	Final	Measure level allocation based on 2006 residential energy throughput by LDC	
2	Cool & Hot Savings Rebate	Consumer	2006	Final	Measure level allocation based on 2006 residential energy throughput by LDC	
3	Every Kilowatt Counts	Consumer	2006	Final	Measure level allocation based on 2006 residential energy throughput by LDC	
4	Demand Response 1	Business, Industrial	2006	Final	Initiative level allocation based on 2007 non-residential energy throughput by LDCs	1) Although the program is managed internally and actual participant data is available, the small participant population of Demand Response 1 can lead to participant confidentiality issues if disclosed on an actual LDC share basis.  2) Program results are based on contracted nameplate capacity at the end of the calendar year and not actual summer coincident peak demand reduction.
5	Loblaw & York Region Demand Response	Business, Industrial	2006	Final	Measure level allocation based on 2007 non-residential energy throughput by LDCs	1) Although the program is managed internally and actual participant data is available, the small participant population of Electricity Resources Demand Response can lead to participant confidentiality issues if disclosed on an actual LDC share basis.  2) Program results are based on contracted nameplate capacity at the end of the calendar year and not actual summer coincident peak demand reduction.
6	Great Refrigerator Roundup	Consumer	2007	Final	Actual LDC specific results	
7	Cool & Hot Savings Rebate	Consumer	2007	Final	Measure level allocation based on 2007 residential energy throughput by LDC	
8	Every Kilowatt Counts	Consumer	2007	Final	Measure level allocation based on 2007 residential energy throughput by LDC	
9	peaksaver®	Consumer, Business	2007	Final	Actual LDC specific results	
10	Summer Savings	Consumer	2007	Final	Actual LDC specific results	
11	Aboriginal	Consumer	2007	Final	Actual LDC specific results	
12	Affordable Housing Pilot	Consumer Low-Income	2007	Final	Actual LDC specific results	
13	Social Housing Pilot	Consumer Low-Income	2007	Final	Initiative level allocation based on 2007 Residential Energy Throughput	
14	Energy Efficiency Assistance for Houses Pilot	Consumer Low-Income	2007	Final	Initiative level allocation based on 2007 Residential Energy Throughput	
15	Electricity Retrofit Incentive	Business	2007	Final	LDC's respective proportion of province-wide reported gross demand savings.	
16	Toronto Comprehensive	Business	2007	Final	Program run exclusively in Toronto Hydro-Electric System Ltd. service territory	
17	Demand Response 1	Business, Industrial	2007	Final	Initiative level allocation based on 2007 non-residential energy throughput by LDCs	1) Although the program is managed internally and actual participant data is available, the small participant population of Demand Response 1 can lead to participant confidentiality issues if disclosed on an actual LDC share basis.  2) Program results are based on contracted nameplate capacity at the end of the calendar year and not actual summer coincident peak demand reduction.
18	Loblaw & York Region Demand Response	Business, Industrial	2007	Final	Initiative level allocation based on 2007 non-residential energy throughput by LDCs	1) Although the program is managed internally and actual participant data is available, the small participant population of Electricity Resources Demand Response can lead to participant confidentiality issues if disclosed on an actual LDC share basis.  2) Program results are based on contracted nameplate capacity at the end of the calendar year and not actual summer coincident peak demand reduction.
19	Renewable Energy Standard Offer	Consumer, Business, Industrial	2007	Final	Actual LDC specific results	Program results are based on contracted nameplate capacity and not actual summer coincident peak generation
20	Great Refrigerator Roundup	Consumer	2008	Final	Actual LDC specific results	
21	Cool Savings Rebate	Consumer	2008	Final	Measure level allocation based on 2008 Residential Energy Throughput	
22	Every Kilowatt Counts Power Savings Event	Consumer	2008	Final	Measure level allocation based on 2008 Residential Energy Throughput	
23	peaksaver®	Consumer, Business	2008	Final	Actual LDC specific results	
24	Summer Sweepstakes	Consumer	2008	Final	Actual LDC specific results	
25	Electricity Retrofit Incentive	Consumer, Business	2008	Final	LDC's respective proportion of province-wide reported gross demand savings.	While this initiative underwent a thorough evaluation process at the provincial level, individual prescriptive input assumptions were not verified for all measures nor were reported savings from every individual LDC verified. A representative sample of retrofit projects were measured and verified and a province-wide savings total was derived. The province wide verified energy and demand savings were allocated to individual LDCs based on their respective proportion of province-wide reported gross demand savings.
26	Toronto Comprehensive	Consumer, Consumer Low-Income, Business	2008	Final	Program run exclusively in Toronto Hydro-Electric System Ltd. service territory	
27	High Performance New Construction	Business	2008	Final	Initiative level allocation based on 2008 non-residential energy throughput by LDCs	
28	Power Savings Blitz	Business	2008	Final	Actual LDC specific results	
29	Demand Response 1	Business, Industrial	2008	Final	Initiative level allocation based on 2008 non-residential energy throughput by LDCs	1) Although the program is managed internally and actual participant data is available, the small participant population of Demand Response 1 can lead to participant confidentiality issues if disclosed on an actual LDC share basis.  2) Program results are based on contracted nameplate capacity at the end of the calendar year and not actual summer coincident peak demand reduction.
30	Demand Response 3	Business, Industrial	2008	Final	Initiative level allocation based on 2008 non-residential energy throughput by LDCs	1) Although the program is managed internally and actual participant data is available, the small participant population of Demand Response 3 can lead to participant confidentiality issues if disclosed on an actual LDC share basis.  2) Program results are based on contracted nameplate capacity at the end of the calendar year and not actual summer coincident peak demand reduction.
31	Loblaw & York Region Demand Response	Business, Industrial	2008	Final	Initiative level allocation based on 2008 non-residential energy throughput by LDCs	1) Although the program is managed internally and actual participant data is available, the small participant population of Electricity Resources Demand Response can lead to participant confidentiality issues if disclosed on an actual LDC share basis.  2) Program results are based on contracted nameplate capacity at the end of the calendar year and not actual summer coincident peak demand reduction.
32	Renewable Energy Standard Offer	Consumer, Business	2008	Final	Initiative level allocation based on 2008 non-residential energy throughput by LDCs	Program results are based on contracted nameplate capacity and not actual summer coincident peak generation
33	Other Customer Based Generation	Business	2008	Final	Contract level allocation based on 2008 non-residential energy throughput by LDCs	Program results are based on contracted nameplate capacity and not actual summer coincident peak generation
34	LDC Custom - Hydro One Networks Inc. - Double Return	Business, Industrial	2008	Final	Program run exclusively in Hydro One Networks Inc. service territory	
35	Great Refrigerator Roundup	Consumer	2009	Final	Actual LDC specific results	
36	Cool Savings Rebate	Consumer	2009	Final	Measure level allocation based on 2009 Residential Energy Throughput	

OPA Conservation & Demand Management Programs

Allocation Methodology

#	Initiative Name	Program Name	Program Year	Results Status	Allocation Methodology	Notes
37	Every Kilowatt Counts Power Savings Event	Consumer	2009	Final	Measure level allocation based on 2009 Residential Energy Throughput	
38	peaksaver®	Consumer, Business	2009	Final	Actual LDC specific results	
39	Electricity Retrofit Incentive	Consumer, Business	2009	Final	LDC's respective proportion of province-wide reported gross demand savings.	
40	Toronto Comprehensive	Consumer, Consumer Low-Income, Business, Industrial	2009	Final	Program run exclusively in Toronto Hydro-Electric System Ltd. service territory	
41	High Performance New Construction	Business	2009	Final	Measure level allocation based on 2009 Non-Residential Energy Throughput	
42	Power Savings Blitz	Business	2009	Final	LDC's respective proportion of province-wide reported gross demand savings.	
43	Multi-Family Energy Efficiency Rebates	Consumer, Consumer Low-Income	2009	Final	LDC's respective proportion of province-wide reported gross demand savings.	
44	Demand Response 1	Business, Industrial	2009	Final	Initiative level allocation based on 2009 non-residential energy throughput by LDCs	1) Although the program is managed internally and actual participant data is available, the small participant population of Demand Response 1 can lead to participant confidentiality issues if disclosed on an actual LDC share basis.  2) Program results are based on contracted nameplate capacity at the end of the calendar year and not actual summer coincident peak demand reduction.
45	Demand Response 2	Business, Industrial	2009	Final	Initiative level allocation based on 2009 non-residential energy throughput by LDCs	1) Although the program is managed internally and actual participant data is available, the small participant population of Demand Response 2 can lead to participant confidentiality issues if disclosed on an actual LDC share basis.  2) Program results are based on contracted nameplate capacity at the end of the calendar year and not actual summer coincident peak demand reduction.
46	Demand Response 3	Business, Industrial	2009	Final	Initiative level allocation based on 2009 non-residential energy throughput by LDCs	1) Although the program is managed internally and actual participant data is available, the small participant population of Demand Response 3 can lead to participant confidentiality issues if disclosed on an actual LDC share basis.  2) Program results are based on contracted nameplate capacity at the end of the calendar year and not actual summer coincident peak demand reduction.
47	Loblaw & York Region Demand Response	Business, Industrial	2009	Final	Initiative level allocation based on 2009 non-residential energy throughput by LDCs	1) Although the program is managed internally and actual participant data is available, the small participant population of Electricity Resources Demand Response can lead to participant confidentiality issues if disclosed on an actual LDC share basis.  2) Program results are based on contracted nameplate capacity at the end of the calendar year and not actual summer coincident peak demand reduction.
48	LDC Custom - Thunder Bay Hydro - Phantom Load	Consumer	2009	Final	Program run exclusively in Thunder Bay Hydro Electricity Distribution Inc. service territory.	
49	LDC Custom - Toronto Hydro - Summer Challenge	Consumer	2009	Final	Program run exclusively in Toronto Hydro-Electric System Ltd. service territory	

OPA Conservation & Demand Management Programs

Allocation Methodology

#	Initiative Name	Program Name	Program Year	Results Status	Allocation Methodology	Notes
1	Secondary Refrigerator Retirement Pilot	Consumer	2006	Final	Measure level allocation based on 2006 residential energy throughput by LDC	
2	Cool & Hot Savings Rebate	Consumer	2006	Final	Measure level allocation based on 2006 residential energy throughput by LDC	
3	Every Kilowatt Counts	Consumer	2006	Final	Measure level allocation based on 2006 residential energy throughput by LDC	
4	Demand Response 1	Business, Industrial	2006	Final	Initiative level allocation based on 2007 non-residential energy throughput by LDCs	1) Although the program is managed internally and actual participant data is available, the small participant population of Demand Response 1 can lead to participant confidentiality issues if disclosed on an actual LDC share basis.  2) Program results are based on contracted nameplate capacity at the end of the calendar year and not actual summer coincident peak demand reduction.
5	Loblaw & York Region Demand Response	Business, Industrial	2006	Final	Measure level allocation based on 2007 non-residential energy throughput by LDCs	1) Although the program is managed internally and actual participant data is available, the small participant population of Electricity Resources Demand Response can lead to participant confidentiality issues if disclosed on an actual LDC share basis.  2) Program results are based on contracted nameplate capacity at the end of the calendar year and not actual summer coincident peak demand reduction.
6	Great Refrigerator Roundup	Consumer	2007	Final	Actual LDC specific results	
7	Cool & Hot Savings Rebate	Consumer	2007	Final	Measure level allocation based on 2007 residential energy throughput by LDC	
8	Every Kilowatt Counts	Consumer	2007	Final	Measure level allocation based on 2007 residential energy throughput by LDC	
9	peaksaver®	Consumer, Business	2007	Final	Actual LDC specific results	
10	Summer Savings	Consumer	2007	Final	Actual LDC specific results	
11	Aboriginal	Consumer	2007	Final	Actual LDC specific results	
12	Affordable Housing Pilot	Consumer Low-Income	2007	Final	Actual LDC specific results	
13	Social Housing Pilot	Consumer Low-Income	2007	Final	Initiative level allocation based on 2007 Residential Energy Throughput	
14	Energy Efficiency Assistance for Houses Pilot	Consumer Low-Income	2007	Final	Initiative level allocation based on 2007 Residential Energy Throughput	
15	Electricity Retrofit Incentive	Business	2007	Final	LDC's respective proportion of province-wide reported gross demand savings.	
16	Toronto Comprehensive	Business	2007	Final	Program run exclusively in Toronto Hydro-Electric System Ltd. service territory	
17	Demand Response 1	Business, Industrial	2007	Final	Initiative level allocation based on 2007 non-residential energy throughput by LDCs	1) Although the program is managed internally and actual participant data is available, the small participant population of Demand Response 1 can lead to participant confidentiality issues if disclosed on an actual LDC share basis.  2) Program results are based on contracted nameplate capacity at the end of the calendar year and not actual summer coincident peak demand reduction.
18	Loblaw & York Region Demand Response	Business, Industrial	2007	Final	Initiative level allocation based on 2007 non-residential energy throughput by LDCs	1) Although the program is managed internally and actual participant data is available, the small participant population of Electricity Resources Demand Response can lead to participant confidentiality issues if disclosed on an actual LDC share basis.  2) Program results are based on contracted nameplate capacity at the end of the calendar year and not actual summer coincident peak demand reduction.
19	Renewable Energy Standard Offer	Consumer, Business, Industrial	2007	Final	Actual LDC specific results	Program results are based on contracted nameplate capacity and not actual summer coincident peak generation
20	Great Refrigerator Roundup	Consumer	2008	Final	Actual LDC specific results	
21	Cool Savings Rebate	Consumer	2008	Final	Measure level allocation based on 2008 Residential Energy Throughput	
22	Every Kilowatt Counts Power Savings Event	Consumer	2008	Final	Measure level allocation based on 2008 Residential Energy Throughput	
23	peaksaver®	Consumer, Business	2008	Final	Actual LDC specific results	
24	Summer Sweepstakes	Consumer	2008	Final	Actual LDC specific results	
25	Electricity Retrofit Incentive	Consumer, Business	2008	Final	LDC's respective proportion of province-wide reported gross demand savings.	While this initiative underwent a thorough evaluation process at the provincial level, individual prescriptive input assumptions were not verified for all measures nor were reported savings from every individual LDC verified. A representative sample of retrofit projects were measured and verified and a province-wide savings total was derived. The province wide verified energy and demand savings were allocated to individual LDCs based on their respective proportion of province-wide reported gross demand savings.
26	Toronto Comprehensive	Consumer, Consumer Low-Income, Business	2008	Final	Program run exclusively in Toronto Hydro-Electric System Ltd. service territory	
27	High Performance New Construction	Business	2008	Final	Initiative level allocation based on 2008 non-residential energy throughput by LDCs	
28	Power Savings Blitz	Business	2008	Final	Actual LDC specific results	
29	Demand Response 1	Business, Industrial	2008	Final	Initiative level allocation based on 2008 non-residential energy throughput by LDCs	1) Although the program is managed internally and actual participant data is available, the small participant population of Demand Response 1 can lead to participant confidentiality issues if disclosed on an actual LDC share basis.  2) Program results are based on contracted nameplate capacity at the end of the calendar year and not actual summer coincident peak demand reduction.
30	Demand Response 3	Business, Industrial	2008	Final	Initiative level allocation based on 2008 non-residential energy throughput by LDCs	1) Although the program is managed internally and actual participant data is available, the small participant population of Demand Response 3 can lead to participant confidentiality issues if disclosed on an actual LDC share basis.  2) Program results are based on contracted nameplate capacity at the end of the calendar year and not actual summer coincident peak demand reduction.
31	Loblaw & York Region Demand Response	Business, Industrial	2008	Final	Initiative level allocation based on 2008 non-residential energy throughput by LDCs	1) Although the program is managed internally and actual participant data is available, the small participant population of Electricity Resources Demand Response can lead to participant confidentiality issues if disclosed on an actual LDC share basis.  2) Program results are based on contracted nameplate capacity at the end of the calendar year and not actual summer coincident peak demand reduction.
32	Renewable Energy Standard Offer	Consumer, Business	2008	Final	Initiative level allocation based on 2008 non-residential energy throughput by LDCs	Program results are based on contracted nameplate capacity and not actual summer coincident peak generation
33	Other Customer Based Generation	Business	2008	Final	Contract level allocation based on 2008 non-residential energy throughput by LDCs	Program results are based on contracted nameplate capacity and not actual summer coincident peak generation
34	LDC Custom - Hydro One Networks Inc. - Double Return	Business, Industrial	2008	Final	Program run exclusively in Hydro One Networks Inc. service territory	
35	Great Refrigerator Roundup	Consumer	2009	Final	Actual LDC specific results	
36	Cool Savings Rebate	Consumer	2009	Final	Measure level allocation based on 2009 Residential Energy Throughput	

OPA Conservation & Demand Management Programs

Allocation Methodology

#	Initiative Name	Program Name	Program Year	Results Status	Allocation Methodology	Notes
37	Every Kilowatt Counts Power Savings Event	Consumer	2009	Final	Measure level allocation based on 2009 Residential Energy Throughput	
38	peaksaver®	Consumer, Business	2009	Final	Actual LDC specific results	
39	Electricity Retrofit Incentive	Consumer, Business	2009	Final	LDC's respective proportion of province-wide reported gross demand savings.	
40	Toronto Comprehensive	Consumer, Consumer Low-Income, Business, Industrial	2009	Final	Program run exclusively in Toronto Hydro-Electric System Ltd. service territory	
41	High Performance New Construction	Business	2009	Final	Measure level allocation based on 2009 Non-Residential Energy Throughput	
42	Power Savings Blitz	Business	2009	Final	LDC's respective proportion of province-wide reported gross demand savings.	
43	Multi-Family Energy Efficiency Rebates	Consumer, Consumer Low-Income	2009	Final	LDC's respective proportion of province-wide reported gross demand savings.	
44	Demand Response 1	Business, Industrial	2009	Final	Initiative level allocation based on 2009 non-residential energy throughput by LDCs	1) Although the program is managed internally and actual participant data is available, the small participant population of Demand Response 1 can lead to participant confidentiality issues if disclosed on an actual LDC share basis.  2) Program results are based on contracted nameplate capacity at the end of the calendar year and not actual summer coincident peak demand reduction.
45	Demand Response 2	Business, Industrial	2009	Final	Initiative level allocation based on 2009 non-residential energy throughput by LDCs	1) Although the program is managed internally and actual participant data is available, the small participant population of Demand Response 2 can lead to participant confidentiality issues if disclosed on an actual LDC share basis.  2) Program results are based on contracted nameplate capacity at the end of the calendar year and not actual summer coincident peak demand reduction.
46	Demand Response 3	Business, Industrial	2009	Final	Initiative level allocation based on 2009 non-residential energy throughput by LDCs	1) Although the program is managed internally and actual participant data is available, the small participant population of Demand Response 3 can lead to participant confidentiality issues if disclosed on an actual LDC share basis.  2) Program results are based on contracted nameplate capacity at the end of the calendar year and not actual summer coincident peak demand reduction.
47	Loblaw & York Region Demand Response	Business, Industrial	2009	Final	Initiative level allocation based on 2009 non-residential energy throughput by LDCs	1) Although the program is managed internally and actual participant data is available, the small participant population of Electricity Resources Demand Response can lead to participant confidentiality issues if disclosed on an actual LDC share basis.  2) Program results are based on contracted nameplate capacity at the end of the calendar year and not actual summer coincident peak demand reduction.
48	LDC Custom - Thunder Bay Hydro - Phantom Load	Consumer	2009	Final	Program run exclusively in Thunder Bay Hydro Electricity Distribution Inc. service territory.	
49	LDC Custom - Toronto Hydro - Summer Challenge	Consumer	2009	Final	Program run exclusively in Toronto Hydro-Electric System Ltd. service territory	

# OPA Conservation & Demand Management Programs

## Annual Results at the End-User Level

For: Horizon Utilities Corporation

### Net Summer Peak Demand Savings (MW)

#	Program Year	Results Status	2006	2007	2008	2009	2010	2011	2012	2013	2014	2015	2016	2017
1	2006 Programs	Final	13.7267	0.7509	0.7509	0.7509	0.7509	0.7509	0.6989	0.6989	0.5466	0.5466	0.5466	0.5466
2	2007 Programs	Final	0.0000	22.4595	2.1384	1.8617	1.8617	1.8554	1.7840	1.7840	1.7840	1.6267	1.5825	1.4823
3	2008 Programs	Final	0.0000	0.0000	33.4066	3.6769	3.6641	3.6641	3.6367	3.6367	3.5843	3.5660	3.4699	3.3077
4	2009 Programs	Final	0.0000	0.0000	0.0000	29.1997	5.9812	5.9812	5.9672	5.8678	5.6434	5.6288	5.6056	5.5619
Total			13.7267	23.2105	36.2959	35.4892	12.2579	12.2516	12.0868	11.9874	11.5583	11.3681	11.2046	10.8985

### Net Energy Savings (MWh)

#	Program Year	Results Status	2006	2007	2008	2009	2010	2011	2012	2013	2014	2015	2016	2017
1	2006 Programs	Final	15,506	15,506	15,506	15,506	2,693	2,693	2,463	2,463	2,315	2,315	2,187	2,187
2	2007 Programs	Final	0	10,657	7,935	7,601	7,601	7,599	7,306	7,306	7,306	2,482	2,072	1,256
3	2008 Programs	Final	0	0	11,346	10,270	10,177	10,177	9,452	9,450	8,698	8,131	6,391	5,002
4	2009 Programs	Final	0	0	0	22,746	18,786	18,786	18,771	18,146	16,456	15,930	15,819	11,541
Total			15,506	26,163	34,787	56,123	39,256	39,255	37,993	37,365	34,774	28,858	26,469	19,987

### Gross Summer Peak Demand Savings (MW)

#	Program Year	Results Status	2006	2007	2008	2009	2010	2011	2012	2013	2014	2015	2016	2017
1	2006 Programs	Final	13.8652	0.8894	0.8894	0.8894	0.8894	0.8894	0.8316	0.8316	0.6624	0.6624	0.6624	0.6624
2	2007 Programs	Final	0.0000	36.4917	6.9473	4.6417	4.6417	4.6271	4.3067	4.3067	4.3067	4.0751	3.9632	3.8283
3	2008 Programs	Final	0.0000	0.0000	34.8911	5.0885	5.0747	5.0747	5.0030	5.0030	4.8886	4.8407	4.6622	4.3571
4	2009 Programs	Final	0.0000	0.0000	0.0000	31.5989	8.3612	8.3612	8.3285	8.1235	7.7099	7.6789	7.6505	7.5525
Total			13.8652	37.3811	42.7278	42.2186	18.9671	18.9525	18.4697	18.2647	17.5676	17.2571	16.9383	16.4003

### Gross Energy Savings (MWh)

#	Program Year	Results Status	2006	2007	2008	2009	2010	2011	2012	2013	2014	2015	2016	2017
1	2006 Programs	Final	17,317	17,317	17,317	17,317	3,081	3,081	2,825	2,825	2,660	2,660	2,518	2,518
2	2007 Programs	Final	0	37,638	15,377	12,587	12,587	12,584	11,826	11,826	11,826	5,003	3,966	2,887
3	2008 Programs	Final	0	0	21,961	20,542	20,441	20,441	18,562	18,556	16,874	15,369	12,221	9,686
4	2009 Programs	Final	0	0	0	32,898	28,495	28,495	28,462	27,243	24,088	23,206	23,063	17,922
Total			17,317	54,955	54,654	83,345	64,603	64,600	61,675	60,450	55,447	46,238	41,768	33,013

2018	2019	2020	2021	2022	2023	2024	2025	2026	2027	2028	2029	2030	2031	2032	2033
0.5466	0.5466	0.3345	0.2283	0.2283	0.2283	0.0064	0.0064	0.0000	0.0000	0.0000	0.0000	0.0000	0.0000	0.0000	0.0000
1.4823	0.8086	0.8086	0.5478	0.1042	0.1030	0.1030	0.0012	0.0000	0.0000	0.0000	0.0000	0.0000	0.0000	0.0000	0.0000
3.2943	3.2943	3.2525	1.2266	1.2074	0.9411	0.6988	0.6988	0.2135	0.2135	0.0000	0.0000	0.0000	0.0000	0.0000	0.0000
3.3611	3.3335	2.7099	2.6479	0.9968	0.9938	0.9250	0.9192	0.9192	0.7236	0.1856	0.0000	0.0000	0.0000	0.0000	0.0000
8.6842	7.9829	7.1055	4.6506	2.5367	2.2663	1.7333	1.6257	1.1326	0.9371	0.1856	0.0000	0.0000	0.0000	0.0000	0.0000

2018	2019	2020	2021	2022	2023	2024	2025	2026	2027	2028	2029	2030	2031	2032	2033
2,187	2,187	1,980	1,721	1,721	1,721	930	930	543	543	543	543	543	543	543	543
1,256	1,256	1,256	934	152	127	127	13	0	0	0	0	0	0	0	0
4,616	4,616	4,544	4,475	4,450	3,191	952	952	198	198	0	0	0	0	0	0
6,705	5,623	2,218	2,015	2,012	1,983	1,744	1,595	1,565	1,387	467	0	0	0	0	0
14,764	13,682	9,998	9,145	8,334	7,022	3,752	3,489	2,306	2,127	1,010	543	543	543	543	543

2018	2019	2020	2021	2022	2023	2024	2025	2026	2027	2028	2029	2030	2031	2032	2033
0.6624	0.6624	0.4268	0.2611	0.2611	0.2611	0.0071	0.0071	0.0000	0.0000	0.0000	0.0000	0.0000	0.0000	0.0000	0.0000
3.8283	3.0797	3.0797	0.9519	0.1810	0.1789	0.1789	0.0012	0.0000	0.0000	0.0000	0.0000	0.0000	0.0000	0.0000	0.0000
4.3268	4.3268	4.2312	1.9797	1.9524	1.5855	1.1184	1.1184	0.2751	0.2751	0.0000	0.0000	0.0000	0.0000	0.0000	0.0000
5.2359	5.1737	4.1873	4.0682	2.2337	2.2218	1.9939	1.9823	1.9823	1.6385	0.2834	0.0000	0.0000	0.0000	0.0000	0.0000
14.0533	13.2426	11.9249	7.2610	4.6282	4.2473	3.2983	3.1091	2.2575	1.9136	0.2834	0.0000	0.0000	0.0000	0.0000	0.0000

2018	2019	2020	2021	2022	2023	2024	2025	2026	2027	2028	2029	2030	2031	2032	2033
2,518	2,518	2,288	1,919	1,919	1,919	1,033	1,033	603	603	603	603	603	603	603	603
2,887	2,887	2,887	1,615	248	202	202	13	0	0	0	0	0	0	0	0
8,857	8,857	8,692	8,611	8,576	7,021	1,568	1,568	255	255	0	0	0	0	0	0
12,832	10,793	5,391	4,999	4,996	4,882	4,010	3,708	3,500	3,186	871	0	0	0	0	0
27,094	25,055	19,257	17,143	15,738	14,024	6,813	6,322	4,359	4,044	1,473	603	603	603	603	603

2034	2035
0.0000	0.0000
0.0000	0.0000
0.0000	0.0000
0.0000	0.0000
0.0000	0.0000

2034	2035
543	543
0	0
0	0
0	0
543	543

2034	2035
0.0000	0.0000
0.0000	0.0000
0.0000	0.0000
0.0000	0.0000
0.0000	0.0000

2034	2035
603	603
0	0
0	0
0	0
603	603



# OPA Conservation & Demand Management Programs

## Annual Results at the End-User Level

For: Province Wide

### Net Summer Peak Demand Savings (MW)

#	Program Year	Results Status	2006	2007	2008	2009	2010	2011	2012	2013	2014	2015	2016	2017	2018
1	2006 Programs	Final	296.90	18.30	18.30	18.30	18.30	18.30	17.03	17.03	13.32	13.32	13.32	13.32	13.32
2	2007 Programs	Final	0.00	562.02	185.97	178.96	178.96	177.83	44.00	44.00	44.00	40.10	38.91	36.44	36.44
3	2008 Programs	Final	0.00	0.00	701.75	98.65	98.54	98.54	97.86	97.86	95.86	91.82	87.69	80.96	80.61
4	2009 Programs	Final	0.00	0.00	0.00	629.79	135.91	135.91	135.66	134.23	130.74	130.37	127.60	124.63	78.77
Total			296.90	580.32	906.01	925.69	431.70	430.57	294.55	293.12	283.91	275.61	267.52	255.34	209.13

### Net Energy Savings (MWh)

#	Program Year	Results Status	2006	2007	2008	2009	2010	2011	2012	2013	2014	2015	2016	2017	2018
1	2006 Programs	Final	377,802	377,802	377,802	377,802	65,616	65,616	60,021	60,021	56,399	56,399	53,284	53,284	53,284
2	2007 Programs	Final	0	465,094	396,140	387,655	387,655	367,818	191,636	191,636	191,636	72,439	61,414	41,281	41,281
3	2008 Programs	Final	0	0	390,367	365,823	364,759	364,759	346,821	343,024	314,682	286,731	239,570	199,575	190,143
4	2009 Programs	Final	0	0	0	587,034	501,260	501,260	501,003	491,947	464,855	437,336	417,704	312,101	211,861
Total			377,802	842,896	1,164,309	1,718,313	1,319,289	1,299,453	1,099,481	1,086,628	1,027,572	852,904	771,973	606,242	496,569

### Gross Summer Peak Demand Savings (MW)

#	Program Year	Results Status	2006	2007	2008	2009	2010	2011	2012	2013	2014	2015	2016	2017	2018
1	2006 Programs	Final	300.27	21.67	21.67	21.67	21.67	21.67	20.26	20.26	16.14	16.14	16.14	16.14	16.14
2	2007 Programs	Final	0.00	931.61	321.78	263.34	263.34	261.97	107.32	107.32	107.32	101.55	98.54	95.21	95.21
3	2008 Programs	Final	0.00	0.00	749.12	144.31	144.18	144.18	142.41	142.41	138.48	131.20	124.38	111.37	110.60
4	2009 Programs	Final	0.00	0.00	0.00	694.04	199.57	199.57	199.05	196.10	189.65	188.89	185.49	179.97	131.22
Total			300.27	953.28	1,092.57	1,123.36	628.76	627.39	469.03	466.09	451.58	437.78	424.55	402.69	353.17

### Gross Energy Savings (MWh)

#	Program Year	Results Status	2006	2007	2008	2009	2010	2011	2012	2013	2014	2015	2016	2017	2018
1	2006 Programs	Final	421,931	421,931	421,931	421,931	75,057	75,057	68,840	68,840	64,816	64,816	61,355	61,355	61,355
2	2007 Programs	Final	0	1,166,927	602,742	532,028	532,028	512,139	305,710	305,710	305,710	136,704	108,775	82,149	82,149
3	2008 Programs	Final	0	0	727,127	694,677	693,276	693,276	646,756	640,216	582,063	521,142	437,429	362,601	342,236
4	2009 Programs	Final	0	0	0	867,803	770,680	770,680	770,144	752,519	701,610	662,254	636,894	501,705	395,347
Total			421,931	1,588,857	1,751,799	2,516,439	2,071,041	2,051,152	1,791,451	1,767,285	1,654,199	1,384,916	1,244,453	1,007,811	881,088

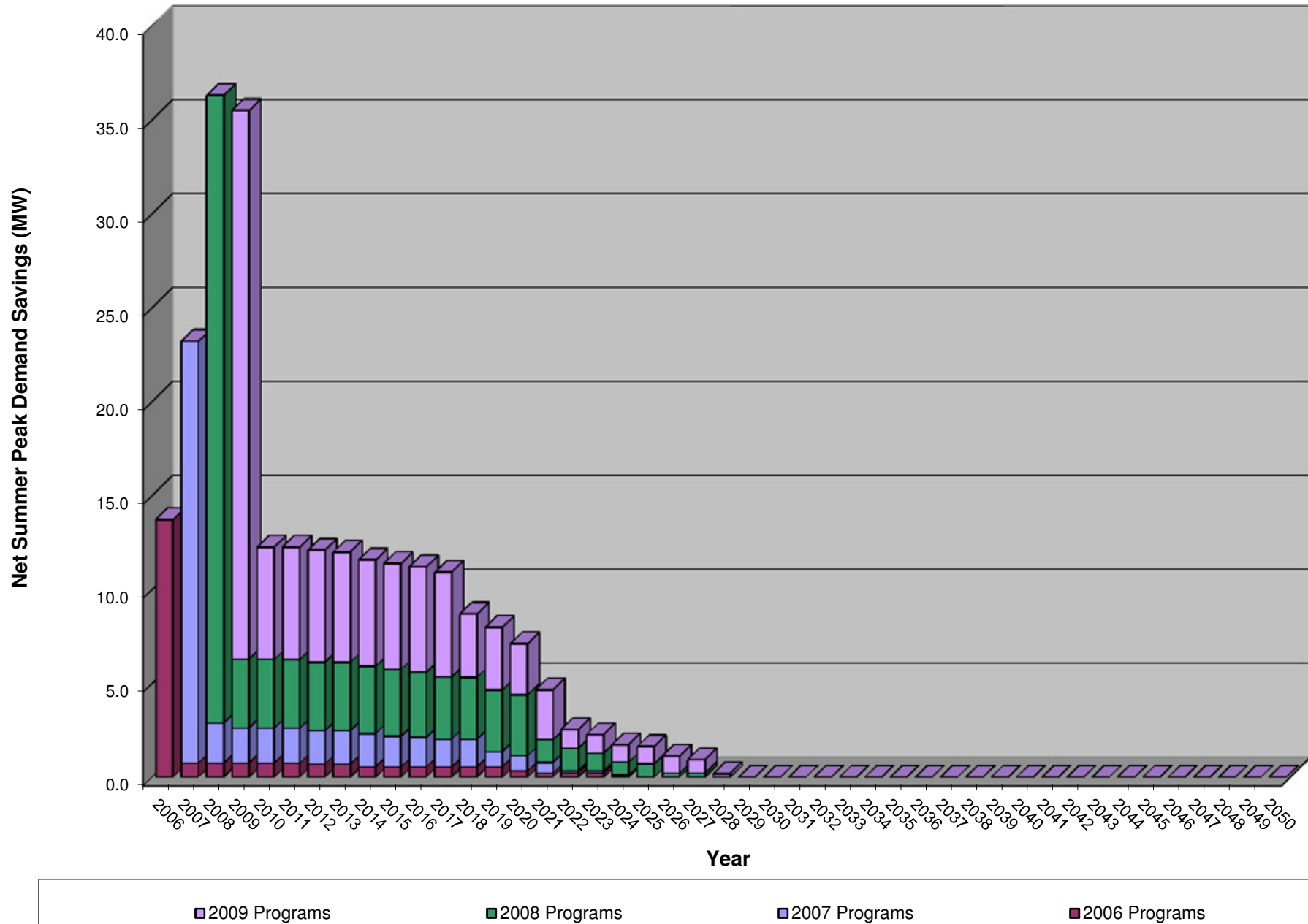
2019	2020	2021	2022	2023	2024	2025	2026	2027	2028	2029	2030	2031	2032	2033	2034	2035
13.32	8.15	5.56	5.56	5.56	0.16	0.16	0.00	0.00	0.00	0.00	0.00	0.00	0.00	0.00	0.00	0.00
23.11	23.11	16.35	5.40	5.38	5.38	2.86	2.36	0.00	0.00	0.00	0.00	0.00	0.00	0.00	0.00	0.00
80.61	79.50	45.38	45.01	41.21	26.41	26.41	14.39	14.39	0.00	0.00	0.00	0.00	0.00	0.00	0.00	0.00
78.09	57.68	53.34	27.32	27.25	25.55	25.41	25.41	20.57	7.28	0.42	0.00	0.00	0.00	0.00	0.00	0.00
195.13	168.44	120.63	83.31	79.40	57.49	54.83	42.15	34.96	7.28	0.42	0.00	0.00	0.00	0.00	0.00	0.00

2019	2020	2021	2022	2023	2024	2025	2026	2027	2028	2029	2030	2031	2032	2033	2034	2035
53,284	48,232	41,924	41,924	41,924	22,653	22,653	13,218	13,218	13,218	13,218	13,218	13,218	13,218	13,218	13,218	13,218
41,281	41,281	33,745	14,450	13,827	13,827	11,027	8,727	0	0	0	0	0	0	0	0	0
190,143	187,657	186,327	185,809	174,853	62,617	62,617	43,962	43,962	0	0	0	0	0	0	0	0
172,678	64,618	54,426	54,278	53,564	47,642	43,968	43,238	38,821	16,099	4	0	0	0	0	0	0
457,385	341,788	316,422	296,462	284,168	146,739	140,265	109,144	96,000	29,317	13,222	13,218	13,218	13,218	13,218	13,218	13,218

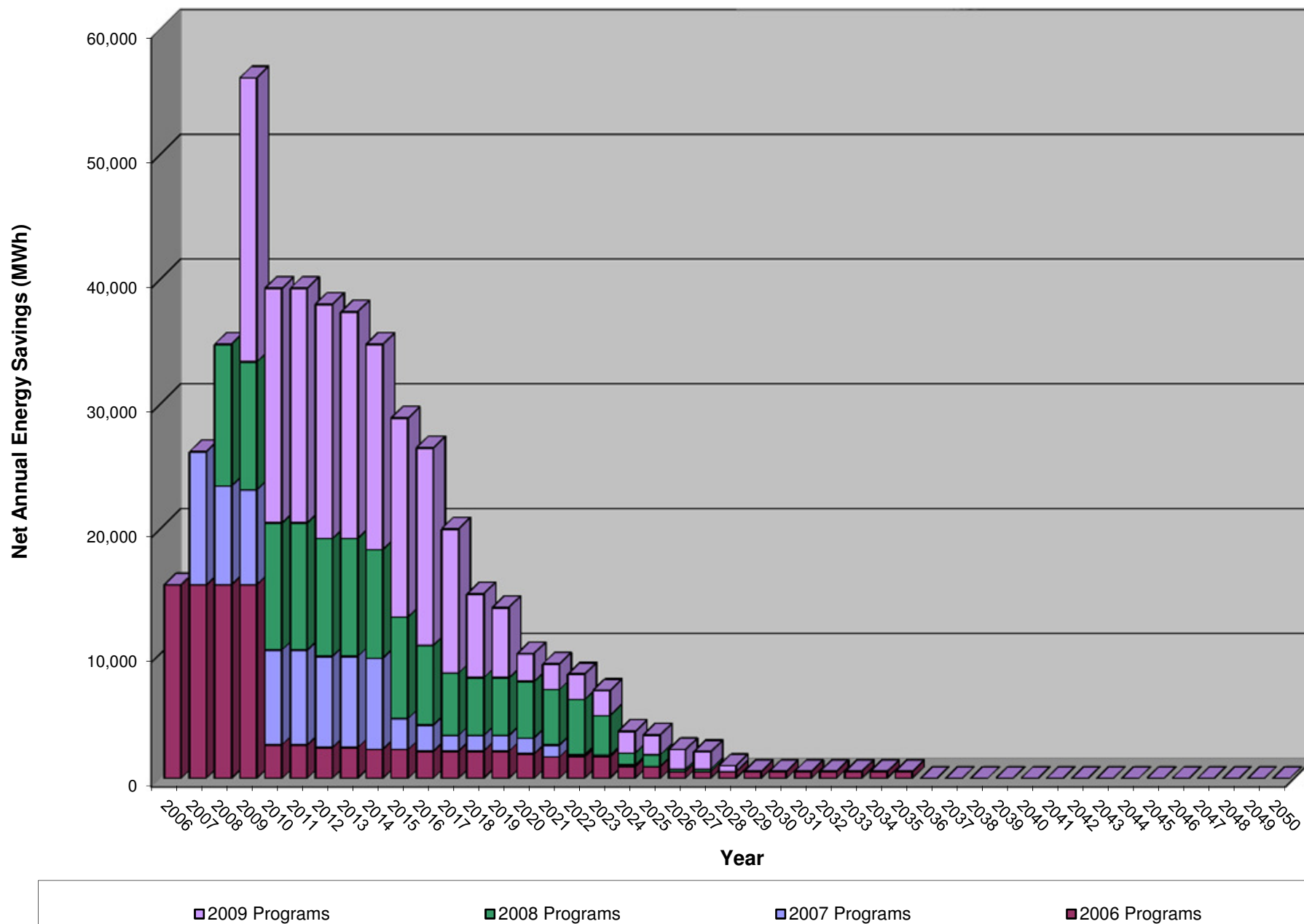
2019	2020	2021	2022	2023	2024	2025	2026	2027	2028	2029	2030	2031	2032	2033	2034	2035
16.14	10.40	6.36	6.36	6.36	0.17	0.17	0.00	0.00	0.00	0.00	0.00	0.00	0.00	0.00	0.00	0.00
80.41	80.41	26.32	7.30	7.25	7.25	2.86	2.36	0.00	0.00	0.00	0.00	0.00	0.00	0.00	0.00	0.00
110.60	108.11	70.19	69.67	63.44	36.96	36.96	16.08	16.08	0.00	0.00	0.00	0.00	0.00	0.00	0.00	0.00
129.68	97.58	88.54	59.67	59.37	53.74	53.46	53.46	44.96	11.48	0.70	0.00	0.00	0.00	0.00	0.00	0.00
336.84	296.50	191.41	143.00	136.43	98.13	93.46	71.90	61.04	11.48	0.70	0.00	0.00	0.00	0.00	0.00	0.00

2019	2020	2021	2022	2023	2024	2025	2026	2027	2028	2029	2030	2031	2032	2033	2034	2035
61,355	55,742	46,748	46,748	46,748	25,170	25,170	14,687	14,687	14,687	14,687	14,687	14,687	14,687	14,687	14,687	14,687
82,149	82,149	50,543	16,823	15,689	15,689	11,027	8,727	0	0	0	0	0	0	0	0	0
342,236	337,029	335,437	334,729	316,966	82,625	82,625	50,129	50,129	0	0	0	0	0	0	0	0
325,907	150,649	131,479	131,327	128,508	106,966	99,501	94,369	86,608	29,385	7	0	0	0	0	0	0
811,647	625,570	564,207	529,626	507,911	230,450	218,323	167,911	151,423	44,072	14,694	14,687	14,687	14,687	14,687	14,687	14,687

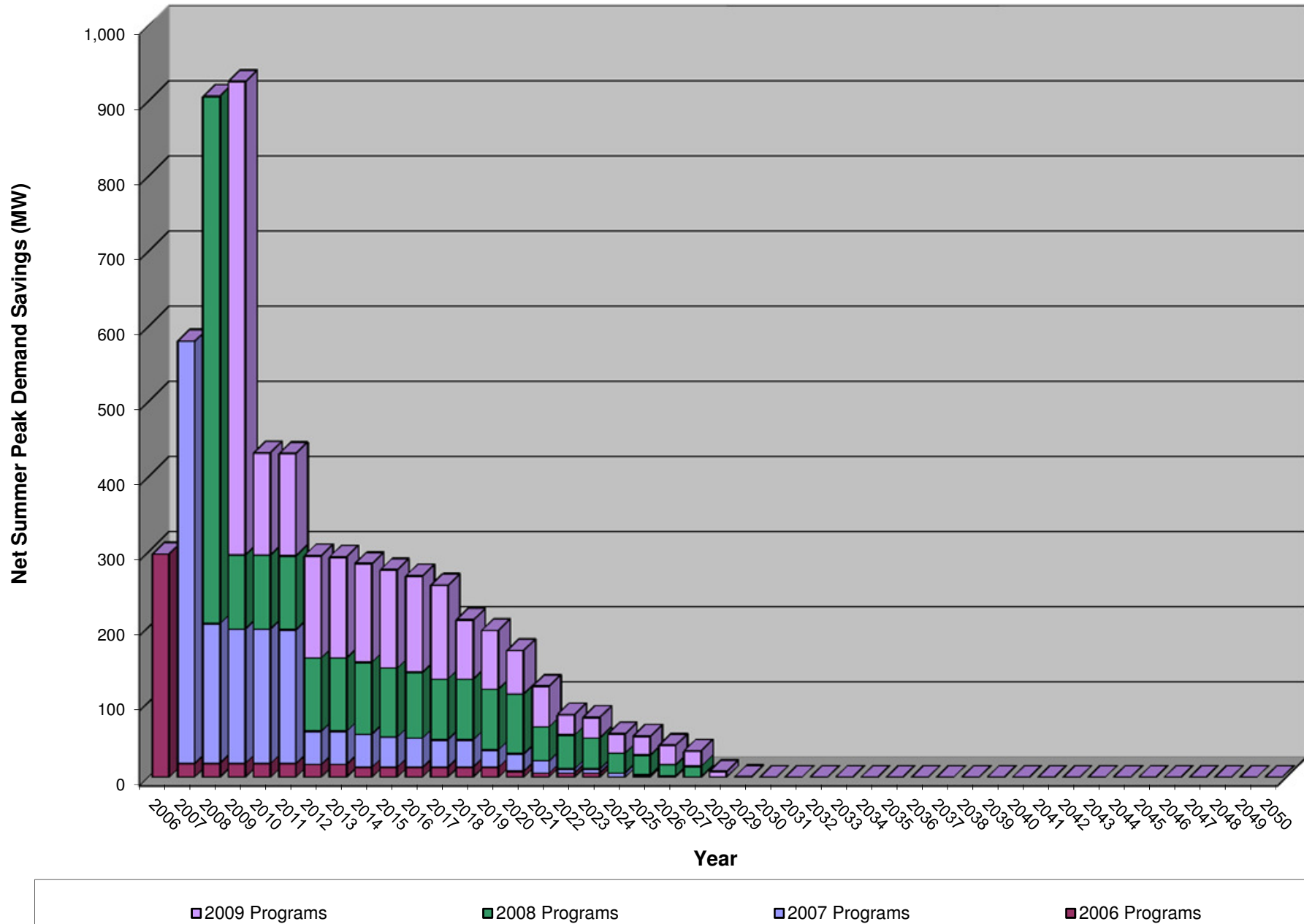
# Net Summer Peak Demand Savings, End-User Level, By Year Horizon Utilities Corporation



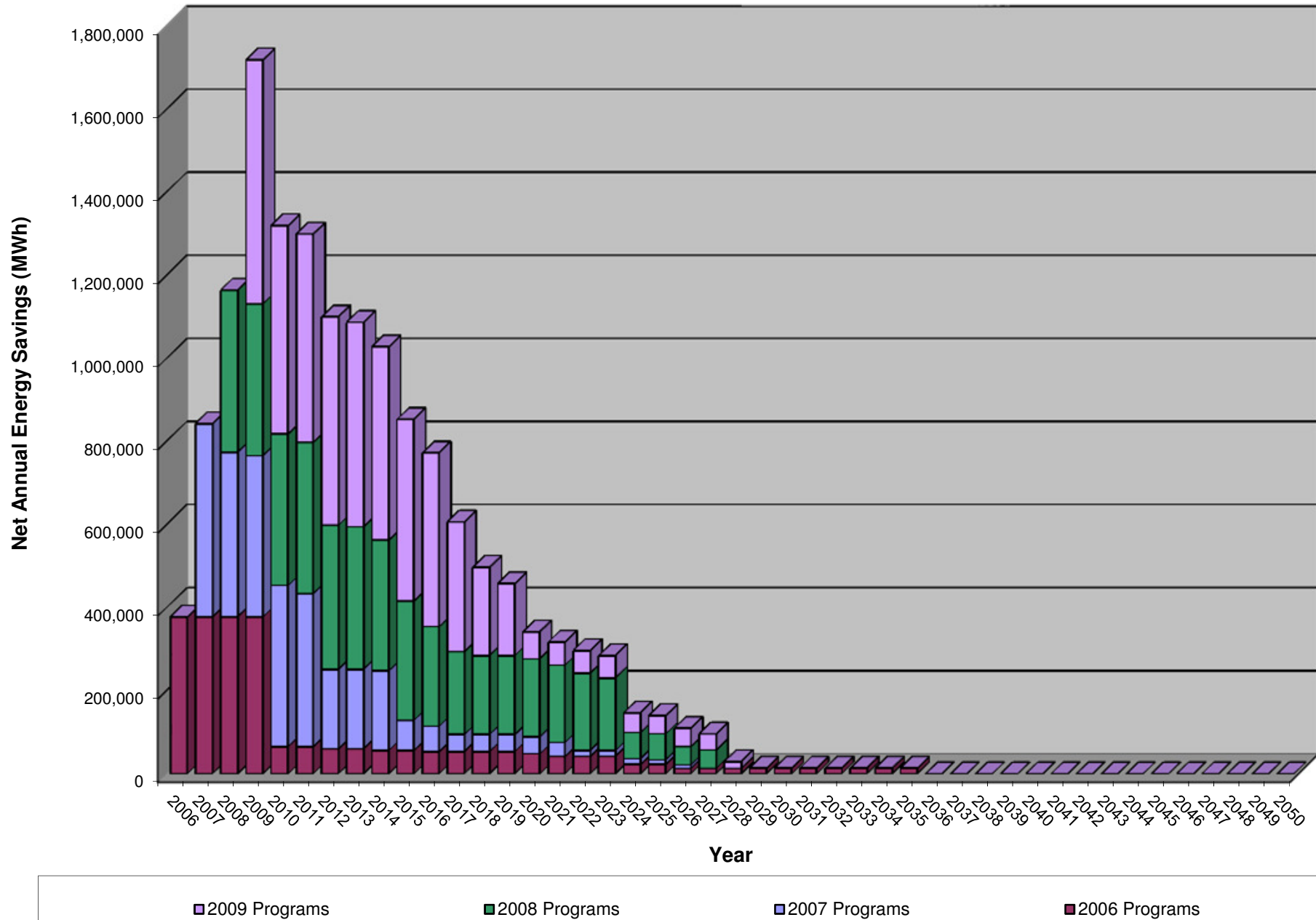
# Net Annual Energy Savings, End-User Level, By Year Horizon Utilities Corporation



# Net Summer Peak Demand Savings, End-User Level, By Year Province-Wide



## Net Annual Energy Savings, End-User Level, By Year Province-Wide



OPA Conservation & Demand Management Programs

Initiative Results at End-User Level

For: Horizon Utilities Corporation

Net Summer Peak Demand Savings (MW)

#	Initiative Name	Program Name	Program Year	Results Status	2006	2007	2008	2009	2010	2011	2012	2013	2014	2015
1	Secondary Refrigerator Retirement Pilot	Consumer	2006	Final	0.0521	0.0521	0.0521	0.0521	0.0521	0.0521	0.0000	0.0000	0.0000	0.0000
2	Cool & Hot Savings Rebate	Consumer	2006	Final	0.5254	0.5254	0.5254	0.5254	0.5254	0.5254	0.5254	0.5254	0.3731	0.3731
3	Every Kilowatt Counts	Consumer	2006	Final	0.1735	0.1735	0.1735	0.1735	0.1735	0.1735	0.1735	0.1735	0.1735	0.1735
4	Demand Response 1	Business, Industrial	2006	Final	12.3703	0.0000	0.0000	0.0000	0.0000	0.0000	0.0000	0.0000	0.0000	0.0000
5	Loblaw & York Region Demand Response	Business, Industrial	2006	Final	0.6055	0.0000	0.0000	0.0000	0.0000	0.0000	0.0000	0.0000	0.0000	0.0000
6	Great Refrigerator Roundup	Consumer	2007	Final	0.0000	0.0645	0.0645	0.0645	0.0645	0.0583	0.0583	0.0583	0.0583	0.0442
7	Cool & Hot Savings Rebate	Consumer	2007	Final	0.0000	0.5906	0.5906	0.5906	0.5906	0.5906	0.5447	0.5447	0.5447	0.5447
8	Every Kilowatt Counts	Consumer	2007	Final	0.0000	0.2055	0.1862	0.1862	0.1862	0.1862	0.1862	0.1862	0.1862	0.0453
9	peaksaver®	Consumer, Business	2007	Final	0.0000	0.6737	0.6737	0.6737	0.6737	0.6737	0.6737	0.6737	0.6737	0.6737
10	Summer Savings	Consumer	2007	Final	0.0000	1.7891	0.5336	0.2569	0.2569	0.2569	0.2569	0.2569	0.2569	0.2546
11	Aboriginal	Consumer	2007	Final	0.0000	0.0000	0.0000	0.0000	0.0000	0.0000	0.0000	0.0000	0.0000	0.0000
12	Affordable Housing Pilot	Consumer Low-Income	2007	Final	0.0000	0.0062	0.0062	0.0062	0.0062	0.0062	0.0062	0.0062	0.0062	0.0062
13	Social Housing Pilot	Consumer Low-Income	2007	Final	0.0000	0.0567	0.0567	0.0567	0.0567	0.0567	0.0567	0.0567	0.0567	0.0567
14	Energy Efficiency Assistance for Houses Pilot	Consumer Low-Income	2007	Final	0.0000	0.0012	0.0012	0.0012	0.0012	0.0012	0.0012	0.0012	0.0012	0.0012
15	Electricity Retrofit Incentive	Business	2007	Final	0.0000	0.0256	0.0256	0.0256	0.0256	0.0256	0.0000	0.0000	0.0000	0.0000
16	Toronto Comprehensive	Business	2007	Final	0.0000	0.0000	0.0000	0.0000	0.0000	0.0000	0.0000	0.0000	0.0000	0.0000
17	Demand Response 1	Business, Industrial	2007	Final	0.0000	17.5835	0.0000	0.0000	0.0000	0.0000	0.0000	0.0000	0.0000	0.0000
18	Loblaw & York Region Demand Response	Business, Industrial	2007	Final	0.0000	1.4628	0.0000	0.0000	0.0000	0.0000	0.0000	0.0000	0.0000	0.0000
19	Renewable Energy Standard Offer	Consumer, Business, Industrial	2007	Final	0.0000	0.0000	0.0000	0.0000	0.0000	0.0000	0.0000	0.0000	0.0000	0.0000
20	Great Refrigerator Roundup	Consumer	2008	Final	0.0000	0.0000	0.1873	0.1873	0.1873	0.1873	0.1827	0.1827	0.1827	0.1827
21	Cool Savings Rebate	Consumer	2008	Final	0.0000	0.0000	0.5985	0.5985	0.5985	0.5985	0.5985	0.5985	0.5985	0.5985
22	Every Kilowatt Counts Power Savings Event	Consumer	2008	Final	0.0000	0.0000	0.2616	0.2499	0.2499	0.2499	0.2272	0.2272	0.1748	0.1570
23	peaksaver®	Consumer, Business	2008	Final	0.0000	0.0000	2.0230	2.0230	2.0230	2.0230	2.0230	2.0230	2.0230	2.0230
24	Summer Sweepstakes	Consumer	2008	Final	0.0000	0.0000	0.4173	0.2393	0.2393	0.2393	0.2393	0.2393	0.2393	0.2393
25	Electricity Retrofit Incentive	Consumer, Business	2008	Final	0.0000	0.0000	0.2107	0.2107	0.2107	0.2107	0.2107	0.2107	0.2107	0.2107
26	Toronto Comprehensive	Consumer, Consumer Low-Income, Business	2008	Final	0.0000	0.0000	0.0000	0.0000	0.0000	0.0000	0.0000	0.0000	0.0000	0.0000
27	High Performance New Construction	Business	2008	Final	0.0000	0.0000	0.0181	0.0181	0.0181	0.0181	0.0181	0.0181	0.0181	0.0181
28	Power Savings Blitz	Business	2008	Final	0.0000	0.0000	0.1501	0.1501	0.1373	0.1373	0.1373	0.1373	0.1373	0.1367
29	Demand Response 1	Business, Industrial	2008	Final	0.0000	0.0000	23.4476	0.0000	0.0000	0.0000	0.0000	0.0000	0.0000	0.0000
30	Demand Response 3	Business, Industrial	2008	Final	0.0000	0.0000	4.5343	0.0000	0.0000	0.0000	0.0000	0.0000	0.0000	0.0000
31	Loblaw & York Region Demand Response	Business, Industrial	2008	Final	0.0000	0.0000	1.5582	0.0000	0.0000	0.0000	0.0000	0.0000	0.0000	0.0000
32	Renewable Energy Standard Offer	Consumer, Business	2008	Final	0.0000	0.0000	0.0000	0.0000	0.0000	0.0000	0.0000	0.0000	0.0000	0.0000
33	Other Customer Based Generation	Business	2008	Final	0.0000	0.0000	0.0000	0.0000	0.0000	0.0000	0.0000	0.0000	0.0000	0.0000
34	LDC Custom - Hydro One Networks Inc. - Double Return	Business, Industrial	2008	Final	0.0000	0.0000	0.0000	0.0000	0.0000	0.0000	0.0000	0.0000	0.0000	0.0000
35	Great Refrigerator Roundup	Consumer	2009	Final	0.0000	0.0000	0.0000	0.3323	0.3323	0.3323	0.3219	0.2240	0.0000	0.0000
36	Cool Savings Rebate	Consumer	2009	Final	0.0000	0.0000	0.0000	0.7662	0.7662	0.7662	0.7626	0.7620	0.7617	0.7617
37	Every Kilowatt Counts Power Savings Event	Consumer	2009	Final	0.0000	0.0000	0.0000	0.2049	0.2015	0.2015	0.2015	0.2006	0.2006	0.1859
38	peaksaver®	Consumer, Business	2009	Final	0.0000	0.0000	0.0000	1.6511	1.6511	1.6511	1.6511	1.6511	1.6511	1.6511
39	Electricity Retrofit Incentive	Consumer, Business	2009	Final	0.0000	0.0000	0.0000	0.6467	0.6467	0.6467	0.6467	0.6467	0.6467	0.6467
40	Toronto Comprehensive	Consumer, Consumer Low-Income, Business,	2009	Final	0.0000	0.0000	0.0000	0.0000	0.0000	0.0000	0.0000	0.0000	0.0000	0.0000
41	High Performance New Construction	Business	2009	Final	0.0000	0.0000	0.0000	0.1826	0.1826	0.1826	0.1826	0.1826	0.1826	0.1826
42	Power Savings Blitz	Business	2009	Final	0.0000	0.0000	0.0000	2.2008	2.2008	2.2008	2.2008	2.2008	2.2008	2.2008
43	Multi-Family Energy Efficiency Rebates	Consumer, Consumer Low-Income	2009	Final	0.0000	0.0000	0.0000	0.0000	0.0000	0.0000	0.0000	0.0000	0.0000	0.0000
44	Demand Response 1	Business, Industrial	2009	Final	0.0000	0.0000	0.0000	8.2447	0.0000	0.0000	0.0000	0.0000	0.0000	0.0000
45	Demand Response 2	Business, Industrial	2009	Final	0.0000	0.0000	0.0000	5.5984	0.0000	0.0000	0.0000	0.0000	0.0000	0.0000
46	Demand Response 3	Business, Industrial	2009	Final	0.0000	0.0000	0.0000	7.9977	0.0000	0.0000	0.0000	0.0000	0.0000	0.0000
47	Loblaw & York Region Demand Response	Business, Industrial	2009	Final	0.0000	0.0000	0.0000	1.3742	0.0000	0.0000	0.0000	0.0000	0.0000	0.0000
48	LDC Custom - Thunder Bay Hydro - Phantom Load	Consumer	2009	Final	0.0000	0.0000	0.0000	0.0000	0.0000	0.0000	0.0000	0.0000	0.0000	0.0000
49	LDC Custom - Toronto Hydro - Summer Challenge	Consumer	2009	Final	0.0000	0.0000	0.0000	0.0000	0.0000	0.0000	0.0000	0.0000	0.0000	0.0000
50	LDC Custom - PowerStream - Data Centers	Business	2009	Final	0.0000	0.0000	0.0000	0.0000	0.0000	0.0000	0.0000	0.0000	0.0000	0.0000
51	Toronto Comprehensive Adjustment	Consumer, Business	2008	Final	0.0000	0.0000	0.0000	0.0000	0.0000	0.0000	0.0000	0.0000	0.0000	0.0000
52	LDC Custom - Hydro One Networks Inc. - Double Return Adjustment	Business, Industrial	2008	Final	0.0000	0.0000	0.0000	0.0000	0.0000	0.0000	0.0000	0.0000	0.0000	0.0000
2006 Subtotal					13.7267	0.7509	0.7509	0.7509	0.7509	0.7509	0.6989	0.6989	0.5466	0.5466
2007 Subtotal					0.0000	22.4595	2.1384	1.8617	1.8617	1.8554	1.7840	1.7840	1.7840	1.6267
2008 Subtotal					0.0000	0.0000	33.4066	3.6769	3.6641	3.6641	3.6367	3.6367	3.5843	3.5660
2009 Subtotal					0.0000	0.0000	0.0000	29.1997	5.9812	5.9812	5.9672	5.8678	5.6434	5.6288
Overall Total					13.7267	23.2105	36.2959	35.4892	12.2579	12.2516	12.0868	11.9874	11.5583	11.3681



OPA Conservation & Demand Management Programs

Initiative Results at End-User Level

For: Horizon Utilities Corporation

Net Summer Peak Demand Savings (MW)

#	Initiative Name	Program Name	Program Year	Results Status	2016	2017	2018	2019	2020	2021	2022	2023	2024	2025
1	Secondary Refrigerator Retirement Pilot	Consumer	2006	Final	0.0000	0.0000	0.0000	0.0000	0.0000	0.0000	0.0000	0.0000	0.0000	0.0000
2	Cool & Hot Savings Rebate	Consumer	2006	Final	0.3731	0.3731	0.3731	0.3731	0.1610	0.0850	0.0850	0.0850	0.0000	0.0000
3	Every Kilowatt Counts	Consumer	2006	Final	0.1735	0.1735	0.1735	0.1735	0.1735	0.1433	0.1433	0.1433	0.0064	0.0064
4	Demand Response 1	Business, Industrial	2006	Final	0.0000	0.0000	0.0000	0.0000	0.0000	0.0000	0.0000	0.0000	0.0000	0.0000
5	Loblaw & York Region Demand Response	Business, Industrial	2006	Final	0.0000	0.0000	0.0000	0.0000	0.0000	0.0000	0.0000	0.0000	0.0000	0.0000
6	Great Refrigerator Roundup	Consumer	2007	Final	0.0000	0.0000	0.0000	0.0000	0.0000	0.0000	0.0000	0.0000	0.0000	0.0000
7	Cool & Hot Savings Rebate	Consumer	2007	Final	0.5447	0.5447	0.5447	0.5447	0.5447	0.5447	0.1011	0.1011	0.1011	0.0000
8	Every Kilowatt Counts	Consumer	2007	Final	0.0453	0.0018	0.0018	0.0018	0.0018	0.0018	0.0018	0.0007	0.0007	0.0000
9	peaksaver®	Consumer, Business	2007	Final	0.6737	0.6737	0.6737	0.0000	0.0000	0.0000	0.0000	0.0000	0.0000	0.0000
10	Summer Savings	Consumer	2007	Final	0.2546	0.2546	0.2546	0.2546	0.2546	0.0000	0.0000	0.0000	0.0000	0.0000
11	Aboriginal	Consumer	2007	Final	0.0000	0.0000	0.0000	0.0000	0.0000	0.0000	0.0000	0.0000	0.0000	0.0000
12	Affordable Housing Pilot	Consumer Low-Income	2007	Final	0.0062	0.0062	0.0062	0.0062	0.0062	0.0000	0.0000	0.0000	0.0000	0.0000
13	Social Housing Pilot	Consumer Low-Income	2007	Final	0.0567	0.0000	0.0000	0.0000	0.0000	0.0000	0.0000	0.0000	0.0000	0.0000
14	Energy Efficiency Assistance for Houses Pilot	Consumer Low-Income	2007	Final	0.0012	0.0012	0.0012	0.0012	0.0012	0.0012	0.0012	0.0012	0.0012	0.0012
15	Electricity Retrofit Incentive	Business	2007	Final	0.0000	0.0000	0.0000	0.0000	0.0000	0.0000	0.0000	0.0000	0.0000	0.0000
16	Toronto Comprehensive	Business	2007	Final	0.0000	0.0000	0.0000	0.0000	0.0000	0.0000	0.0000	0.0000	0.0000	0.0000
17	Demand Response 1	Business, Industrial	2007	Final	0.0000	0.0000	0.0000	0.0000	0.0000	0.0000	0.0000	0.0000	0.0000	0.0000
18	Loblaw & York Region Demand Response	Business, Industrial	2007	Final	0.0000	0.0000	0.0000	0.0000	0.0000	0.0000	0.0000	0.0000	0.0000	0.0000
19	Renewable Energy Standard Offer	Consumer, Business, Industrial	2007	Final	0.0000	0.0000	0.0000	0.0000	0.0000	0.0000	0.0000	0.0000	0.0000	0.0000
20	Great Refrigerator Roundup	Consumer	2008	Final	0.1400	0.0000	0.0000	0.0000	0.0000	0.0000	0.0000	0.0000	0.0000	0.0000
21	Cool Savings Rebate	Consumer	2008	Final	0.5985	0.5985	0.5985	0.5985	0.5985	0.5985	0.5985	0.4854	0.4854	0.4854
22	Every Kilowatt Counts Power Savings Event	Consumer	2008	Final	0.1151	0.0928	0.0818	0.0818	0.0401	0.0401	0.0401	0.0000	0.0000	0.0000
23	peaksaver®	Consumer, Business	2008	Final	2.0230	2.0230	2.0230	2.0230	2.0230	0.0000	0.0000	0.0000	0.0000	0.0000
24	Summer Sweepstakes	Consumer	2008	Final	0.2310	0.2310	0.2285	0.2285	0.2285	0.2256	0.2245	0.2135	0.2135	0.2135
25	Electricity Retrofit Incentive	Consumer, Business	2008	Final	0.2075	0.2075	0.2075	0.2075	0.2075	0.2075	0.2075	0.2013	0.0000	0.0000
26	Toronto Comprehensive	Consumer, Consumer Low-Income, Business	2008	Final	0.0000	0.0000	0.0000	0.0000	0.0000	0.0000	0.0000	0.0000	0.0000	0.0000
27	High Performance New Construction	Business	2008	Final	0.0181	0.0181	0.0181	0.0181	0.0181	0.0181	0.0000	0.0000	0.0000	0.0000
28	Power Savings Blitz	Business	2008	Final	0.1367	0.1367	0.1367	0.1367	0.1367	0.1367	0.1367	0.0009	0.0000	0.0000
29	Demand Response 1	Business, Industrial	2008	Final	0.0000	0.0000	0.0000	0.0000	0.0000	0.0000	0.0000	0.0000	0.0000	0.0000
30	Demand Response 3	Business, Industrial	2008	Final	0.0000	0.0000	0.0000	0.0000	0.0000	0.0000	0.0000	0.0000	0.0000	0.0000
31	Loblaw & York Region Demand Response	Business, Industrial	2008	Final	0.0000	0.0000	0.0000	0.0000	0.0000	0.0000	0.0000	0.0000	0.0000	0.0000
32	Renewable Energy Standard Offer	Consumer, Business	2008	Final	0.0000	0.0000	0.0000	0.0000	0.0000	0.0000	0.0000	0.0000	0.0000	0.0000
33	Other Customer Based Generation	Business	2008	Final	0.0000	0.0000	0.0000	0.0000	0.0000	0.0000	0.0000	0.0000	0.0000	0.0000
34	LDC Custom - Hydro One Networks Inc. - Double Return	Business, Industrial	2008	Final	0.0000	0.0000	0.0000	0.0000	0.0000	0.0000	0.0000	0.0000	0.0000	0.0000
35	Great Refrigerator Roundup	Consumer	2009	Final	0.0000	0.0000	0.0000	0.0000	0.0000	0.0000	0.0000	0.0000	0.0000	0.0000
36	Cool Savings Rebate	Consumer	2009	Final	0.7617	0.7617	0.7617	0.7501	0.7501	0.7501	0.7501	0.7501	0.7318	0.7318
37	Every Kilowatt Counts Power Savings Event	Consumer	2009	Final	0.1859	0.1421	0.1421	0.1262	0.1261	0.0641	0.0641	0.0611	0.0105	0.0047
38	peaksaver®	Consumer, Business	2009	Final	1.6511	1.6511	1.6511	1.6511	1.6511	1.6511	0.0000	0.0000	0.0000	0.0000
39	Electricity Retrofit Incentive	Consumer, Business	2009	Final	0.6235	0.6235	0.6235	0.6235	0.0000	0.0000	0.0000	0.0000	0.0000	0.0000
40	Toronto Comprehensive	Consumer, Consumer Low-Income, Business,	2009	Final	0.0000	0.0000	0.0000	0.0000	0.0000	0.0000	0.0000	0.0000	0.0000	0.0000
41	High Performance New Construction	Business	2009	Final	0.1826	0.1826	0.1826	0.1826	0.1826	0.1826	0.1826	0.1826	0.1826	0.1826
42	Power Savings Blitz	Business	2009	Final	2.2008	2.2008	0.0000	0.0000	0.0000	0.0000	0.0000	0.0000	0.0000	0.0000
43	Multi-Family Energy Efficiency Rebates	Consumer, Consumer Low-Income	2009	Final	0.0000	0.0000	0.0000	0.0000	0.0000	0.0000	0.0000	0.0000	0.0000	0.0000
44	Demand Response 1	Business, Industrial	2009	Final	0.0000	0.0000	0.0000	0.0000	0.0000	0.0000	0.0000	0.0000	0.0000	0.0000
45	Demand Response 2	Business, Industrial	2009	Final	0.0000	0.0000	0.0000	0.0000	0.0000	0.0000	0.0000	0.0000	0.0000	0.0000
46	Demand Response 3	Business, Industrial	2009	Final	0.0000	0.0000	0.0000	0.0000	0.0000	0.0000	0.0000	0.0000	0.0000	0.0000
47	Loblaw & York Region Demand Response	Business, Industrial	2009	Final	0.0000	0.0000	0.0000	0.0000	0.0000	0.0000	0.0000	0.0000	0.0000	0.0000
48	LDC Custom - Thunder Bay Hydro - Phantom Load	Consumer	2009	Final	0.0000	0.0000	0.0000	0.0000	0.0000	0.0000	0.0000	0.0000	0.0000	0.0000
49	LDC Custom - Toronto Hydro - Summer Challenge	Consumer	2009	Final	0.0000	0.0000	0.0000	0.0000	0.0000	0.0000	0.0000	0.0000	0.0000	0.0000
50	LDC Custom - PowerStream - Data Centers	Business	2009	Final	0.0000	0.0000	0.0000	0.0000	0.0000	0.0000	0.0000	0.0000	0.0000	0.0000
51	Toronto Comprehensive Adjustment	Consumer, Business	2008	Final	0.0000	0.0000	0.0000	0.0000	0.0000	0.0000	0.0000	0.0000	0.0000	0.0000
52	LDC Custom - Hydro One Networks Inc. - Double Return Adjustment	Business, Industrial	2008	Final	0.0000	0.0000	0.0000	0.0000	0.0000	0.0000	0.0000	0.0000	0.0000	0.0000
2006 Subtotal					0.5466	0.5466	0.5466	0.5466	0.3345	0.2283	0.2283	0.2283	0.0064	0.0064
2007 Subtotal					1.5825	1.4823	1.4823	0.8086	0.8086	0.5478	0.1042	0.1030	0.1030	0.0012
2008 Subtotal					3.4699	3.3077	3.2943	3.2943	3.2525	1.2266	1.2074	0.9411	0.6988	0.6988
2009 Subtotal					5.6056	5.5619	3.3611	3.3335	2.7099	2.6479	0.9968	0.9938	0.9250	0.9192
Overall Total					11.2046	10.8985	8.6842	7.9829	7.1055	4.6506	2.5367	2.2663	1.7333	1.6257



OPA Conservation & Demand Management Programs

Initiative Results at End-User Level

For: Horizon Utilities Corporation

Net Summer Peak Demand Savings (MW)

#	Initiative Name	Program Name	Program Year	Results Status	2026	2027	2028	2029	2030	2031	2032	2033	2034	2035
1	Secondary Refrigerator Retirement Pilot	Consumer	2006	Final	0.0000	0.0000	0.0000	0.0000	0.0000	0.0000	0.0000	0.0000	0.0000	0.0000
2	Cool & Hot Savings Rebate	Consumer	2006	Final	0.0000	0.0000	0.0000	0.0000	0.0000	0.0000	0.0000	0.0000	0.0000	0.0000
3	Every Kilowatt Counts	Consumer	2006	Final	0.0000	0.0000	0.0000	0.0000	0.0000	0.0000	0.0000	0.0000	0.0000	0.0000
4	Demand Response 1	Business, Industrial	2006	Final	0.0000	0.0000	0.0000	0.0000	0.0000	0.0000	0.0000	0.0000	0.0000	0.0000
5	Loblaw & York Region Demand Response	Business, Industrial	2006	Final	0.0000	0.0000	0.0000	0.0000	0.0000	0.0000	0.0000	0.0000	0.0000	0.0000
6	Great Refrigerator Roundup	Consumer	2007	Final	0.0000	0.0000	0.0000	0.0000	0.0000	0.0000	0.0000	0.0000	0.0000	0.0000
7	Cool & Hot Savings Rebate	Consumer	2007	Final	0.0000	0.0000	0.0000	0.0000	0.0000	0.0000	0.0000	0.0000	0.0000	0.0000
8	Every Kilowatt Counts	Consumer	2007	Final	0.0000	0.0000	0.0000	0.0000	0.0000	0.0000	0.0000	0.0000	0.0000	0.0000
9	peaksaver®	Consumer, Business	2007	Final	0.0000	0.0000	0.0000	0.0000	0.0000	0.0000	0.0000	0.0000	0.0000	0.0000
10	Summer Savings	Consumer	2007	Final	0.0000	0.0000	0.0000	0.0000	0.0000	0.0000	0.0000	0.0000	0.0000	0.0000
11	Aboriginal	Consumer	2007	Final	0.0000	0.0000	0.0000	0.0000	0.0000	0.0000	0.0000	0.0000	0.0000	0.0000
12	Affordable Housing Pilot	Consumer Low-Income	2007	Final	0.0000	0.0000	0.0000	0.0000	0.0000	0.0000	0.0000	0.0000	0.0000	0.0000
13	Social Housing Pilot	Consumer Low-Income	2007	Final	0.0000	0.0000	0.0000	0.0000	0.0000	0.0000	0.0000	0.0000	0.0000	0.0000
14	Energy Efficiency Assistance for Houses Pilot	Consumer Low-Income	2007	Final	0.0000	0.0000	0.0000	0.0000	0.0000	0.0000	0.0000	0.0000	0.0000	0.0000
15	Electricity Retrofit Incentive	Business	2007	Final	0.0000	0.0000	0.0000	0.0000	0.0000	0.0000	0.0000	0.0000	0.0000	0.0000
16	Toronto Comprehensive	Business	2007	Final	0.0000	0.0000	0.0000	0.0000	0.0000	0.0000	0.0000	0.0000	0.0000	0.0000
17	Demand Response 1	Business, Industrial	2007	Final	0.0000	0.0000	0.0000	0.0000	0.0000	0.0000	0.0000	0.0000	0.0000	0.0000
18	Loblaw & York Region Demand Response	Business, Industrial	2007	Final	0.0000	0.0000	0.0000	0.0000	0.0000	0.0000	0.0000	0.0000	0.0000	0.0000
19	Renewable Energy Standard Offer	Consumer, Business, Industrial	2007	Final	0.0000	0.0000	0.0000	0.0000	0.0000	0.0000	0.0000	0.0000	0.0000	0.0000
20	Great Refrigerator Roundup	Consumer	2008	Final	0.0000	0.0000	0.0000	0.0000	0.0000	0.0000	0.0000	0.0000	0.0000	0.0000
21	Cool Savings Rebate	Consumer	2008	Final	0.0000	0.0000	0.0000	0.0000	0.0000	0.0000	0.0000	0.0000	0.0000	0.0000
22	Every Kilowatt Counts Power Savings Event	Consumer	2008	Final	0.0000	0.0000	0.0000	0.0000	0.0000	0.0000	0.0000	0.0000	0.0000	0.0000
23	peaksaver®	Consumer, Business	2008	Final	0.0000	0.0000	0.0000	0.0000	0.0000	0.0000	0.0000	0.0000	0.0000	0.0000
24	Summer Sweepstakes	Consumer	2008	Final	0.2135	0.2135	0.0000	0.0000	0.0000	0.0000	0.0000	0.0000	0.0000	0.0000
25	Electricity Retrofit Incentive	Consumer, Business	2008	Final	0.0000	0.0000	0.0000	0.0000	0.0000	0.0000	0.0000	0.0000	0.0000	0.0000
26	Toronto Comprehensive	Consumer, Consumer Low-Income, Business	2008	Final	0.0000	0.0000	0.0000	0.0000	0.0000	0.0000	0.0000	0.0000	0.0000	0.0000
27	High Performance New Construction	Business	2008	Final	0.0000	0.0000	0.0000	0.0000	0.0000	0.0000	0.0000	0.0000	0.0000	0.0000
28	Power Savings Blitz	Business	2008	Final	0.0000	0.0000	0.0000	0.0000	0.0000	0.0000	0.0000	0.0000	0.0000	0.0000
29	Demand Response 1	Business, Industrial	2008	Final	0.0000	0.0000	0.0000	0.0000	0.0000	0.0000	0.0000	0.0000	0.0000	0.0000
30	Demand Response 3	Business, Industrial	2008	Final	0.0000	0.0000	0.0000	0.0000	0.0000	0.0000	0.0000	0.0000	0.0000	0.0000
31	Loblaw & York Region Demand Response	Business, Industrial	2008	Final	0.0000	0.0000	0.0000	0.0000	0.0000	0.0000	0.0000	0.0000	0.0000	0.0000
32	Renewable Energy Standard Offer	Consumer, Business	2008	Final	0.0000	0.0000	0.0000	0.0000	0.0000	0.0000	0.0000	0.0000	0.0000	0.0000
33	Other Customer Based Generation	Business	2008	Final	0.0000	0.0000	0.0000	0.0000	0.0000	0.0000	0.0000	0.0000	0.0000	0.0000
34	LDC Custom - Hydro One Networks Inc. - Double Return	Business, Industrial	2008	Final	0.0000	0.0000	0.0000	0.0000	0.0000	0.0000	0.0000	0.0000	0.0000	0.0000
35	Great Refrigerator Roundup	Consumer	2009	Final	0.0000	0.0000	0.0000	0.0000	0.0000	0.0000	0.0000	0.0000	0.0000	0.0000
36	Cool Savings Rebate	Consumer	2009	Final	0.7318	0.5381	0.0000	0.0000	0.0000	0.0000	0.0000	0.0000	0.0000	0.0000
37	Every Kilowatt Counts Power Savings Event	Consumer	2009	Final	0.0047	0.0030	0.0030	0.0000	0.0000	0.0000	0.0000	0.0000	0.0000	0.0000
38	peaksaver®	Consumer, Business	2009	Final	0.0000	0.0000	0.0000	0.0000	0.0000	0.0000	0.0000	0.0000	0.0000	0.0000
39	Electricity Retrofit Incentive	Consumer, Business	2009	Final	0.0000	0.0000	0.0000	0.0000	0.0000	0.0000	0.0000	0.0000	0.0000	0.0000
40	Toronto Comprehensive	Consumer, Consumer Low-Income, Business,	2009	Final	0.0000	0.0000	0.0000	0.0000	0.0000	0.0000	0.0000	0.0000	0.0000	0.0000
41	High Performance New Construction	Business	2009	Final	0.1826	0.1826	0.1826	0.0000	0.0000	0.0000	0.0000	0.0000	0.0000	0.0000
42	Power Savings Blitz	Business	2009	Final	0.0000	0.0000	0.0000	0.0000	0.0000	0.0000	0.0000	0.0000	0.0000	0.0000
43	Multi-Family Energy Efficiency Rebates	Consumer, Consumer Low-Income	2009	Final	0.0000	0.0000	0.0000	0.0000	0.0000	0.0000	0.0000	0.0000	0.0000	0.0000
44	Demand Response 1	Business, Industrial	2009	Final	0.0000	0.0000	0.0000	0.0000	0.0000	0.0000	0.0000	0.0000	0.0000	0.0000
45	Demand Response 2	Business, Industrial	2009	Final	0.0000	0.0000	0.0000	0.0000	0.0000	0.0000	0.0000	0.0000	0.0000	0.0000
46	Demand Response 3	Business, Industrial	2009	Final	0.0000	0.0000	0.0000	0.0000	0.0000	0.0000	0.0000	0.0000	0.0000	0.0000
47	Loblaw & York Region Demand Response	Business, Industrial	2009	Final	0.0000	0.0000	0.0000	0.0000	0.0000	0.0000	0.0000	0.0000	0.0000	0.0000
48	LDC Custom - Thunder Bay Hydro - Phantom Load	Consumer	2009	Final	0.0000	0.0000	0.0000	0.0000	0.0000	0.0000	0.0000	0.0000	0.0000	0.0000
49	LDC Custom - Toronto Hydro - Summer Challenge	Consumer	2009	Final	0.0000	0.0000	0.0000	0.0000	0.0000	0.0000	0.0000	0.0000	0.0000	0.0000
50	LDC Custom - PowerStream - Data Centers	Business	2009	Final	0.0000	0.0000	0.0000	0.0000	0.0000	0.0000	0.0000	0.0000	0.0000	0.0000
51	Toronto Comprehensive Adjustment	Consumer, Business	2008	Final	0.0000	0.0000	0.0000	0.0000	0.0000	0.0000	0.0000	0.0000	0.0000	0.0000
52	LDC Custom - Hydro One Networks Inc. - Double Return Adjustment	Business, Industrial	2008	Final	0.0000	0.0000	0.0000	0.0000	0.0000	0.0000	0.0000	0.0000	0.0000	0.0000
2006 Subtotal					0.0000	0.0000	0.0000	0.0000	0.0000	0.0000	0.0000	0.0000	0.0000	0.0000
2007 Subtotal					0.0000	0.0000	0.0000	0.0000	0.0000	0.0000	0.0000	0.0000	0.0000	0.0000
2008 Subtotal					0.2135	0.2135	0.0000	0.0000	0.0000	0.0000	0.0000	0.0000	0.0000	0.0000
2009 Subtotal					0.9192	0.7236	0.1856	0.0000	0.0000	0.0000	0.0000	0.0000	0.0000	0.0000
Overall Total					1.1326	0.9371	0.1856	0.0000	0.0000	0.0000	0.0000	0.0000	0.0000	0.0000

OPA Conservation & Demand Management Programs

Initiative Results at End-User Level

For: Horizon Utilities Corporation

Net Summer Peak Demand Savings (MW)

#	Initiative Name	Program Name	Program Year	Results Status	2036	2037	2038	2039	2040	2041	2042	2043	2044	2045	2046	2047	2048	2049
1	Secondary Refrigerator Retirement Pilot	Consumer	2006	Final	0.0000	0.0000	0.0000	0.0000	0.0000	0.0000	0.0000	0.0000	0.0000	0.0000	0.0000	0.0000	0.0000	0.0000
2	Cool & Hot Savings Rebate	Consumer	2006	Final	0.0000	0.0000	0.0000	0.0000	0.0000	0.0000	0.0000	0.0000	0.0000	0.0000	0.0000	0.0000	0.0000	0.0000
3	Every Kilowatt Counts	Consumer	2006	Final	0.0000	0.0000	0.0000	0.0000	0.0000	0.0000	0.0000	0.0000	0.0000	0.0000	0.0000	0.0000	0.0000	0.0000
4	Demand Response 1	Business, Industrial	2006	Final	0.0000	0.0000	0.0000	0.0000	0.0000	0.0000	0.0000	0.0000	0.0000	0.0000	0.0000	0.0000	0.0000	0.0000
5	Loblaw & York Region Demand Response	Business, Industrial	2006	Final	0.0000	0.0000	0.0000	0.0000	0.0000	0.0000	0.0000	0.0000	0.0000	0.0000	0.0000	0.0000	0.0000	0.0000
6	Great Refrigerator Roundup	Consumer	2007	Final	0.0000	0.0000	0.0000	0.0000	0.0000	0.0000	0.0000	0.0000	0.0000	0.0000	0.0000	0.0000	0.0000	0.0000
7	Cool & Hot Savings Rebate	Consumer	2007	Final	0.0000	0.0000	0.0000	0.0000	0.0000	0.0000	0.0000	0.0000	0.0000	0.0000	0.0000	0.0000	0.0000	0.0000
8	Every Kilowatt Counts	Consumer	2007	Final	0.0000	0.0000	0.0000	0.0000	0.0000	0.0000	0.0000	0.0000	0.0000	0.0000	0.0000	0.0000	0.0000	0.0000
9	peaksaver®	Consumer, Business	2007	Final	0.0000	0.0000	0.0000	0.0000	0.0000	0.0000	0.0000	0.0000	0.0000	0.0000	0.0000	0.0000	0.0000	0.0000
10	Summer Savings	Consumer	2007	Final	0.0000	0.0000	0.0000	0.0000	0.0000	0.0000	0.0000	0.0000	0.0000	0.0000	0.0000	0.0000	0.0000	0.0000
11	Aboriginal	Consumer	2007	Final	0.0000	0.0000	0.0000	0.0000	0.0000	0.0000	0.0000	0.0000	0.0000	0.0000	0.0000	0.0000	0.0000	0.0000
12	Affordable Housing Pilot	Consumer Low-Income	2007	Final	0.0000	0.0000	0.0000	0.0000	0.0000	0.0000	0.0000	0.0000	0.0000	0.0000	0.0000	0.0000	0.0000	0.0000
13	Social Housing Pilot	Consumer Low-Income	2007	Final	0.0000	0.0000	0.0000	0.0000	0.0000	0.0000	0.0000	0.0000	0.0000	0.0000	0.0000	0.0000	0.0000	0.0000
14	Energy Efficiency Assistance for Houses Pilot	Consumer Low-Income	2007	Final	0.0000	0.0000	0.0000	0.0000	0.0000	0.0000	0.0000	0.0000	0.0000	0.0000	0.0000	0.0000	0.0000	0.0000
15	Electricity Retrofit Incentive	Business	2007	Final	0.0000	0.0000	0.0000	0.0000	0.0000	0.0000	0.0000	0.0000	0.0000	0.0000	0.0000	0.0000	0.0000	0.0000
16	Toronto Comprehensive	Business	2007	Final	0.0000	0.0000	0.0000	0.0000	0.0000	0.0000	0.0000	0.0000	0.0000	0.0000	0.0000	0.0000	0.0000	0.0000
17	Demand Response 1	Business, Industrial	2007	Final	0.0000	0.0000	0.0000	0.0000	0.0000	0.0000	0.0000	0.0000	0.0000	0.0000	0.0000	0.0000	0.0000	0.0000
18	Loblaw & York Region Demand Response	Business, Industrial	2007	Final	0.0000	0.0000	0.0000	0.0000	0.0000	0.0000	0.0000	0.0000	0.0000	0.0000	0.0000	0.0000	0.0000	0.0000
19	Renewable Energy Standard Offer	Consumer, Business, Industrial	2007	Final	0.0000	0.0000	0.0000	0.0000	0.0000	0.0000	0.0000	0.0000	0.0000	0.0000	0.0000	0.0000	0.0000	0.0000
20	Great Refrigerator Roundup	Consumer	2008	Final	0.0000	0.0000	0.0000	0.0000	0.0000	0.0000	0.0000	0.0000	0.0000	0.0000	0.0000	0.0000	0.0000	0.0000
21	Cool Savings Rebate	Consumer	2008	Final	0.0000	0.0000	0.0000	0.0000	0.0000	0.0000	0.0000	0.0000	0.0000	0.0000	0.0000	0.0000	0.0000	0.0000
22	Every Kilowatt Counts Power Savings Event	Consumer	2008	Final	0.0000	0.0000	0.0000	0.0000	0.0000	0.0000	0.0000	0.0000	0.0000	0.0000	0.0000	0.0000	0.0000	0.0000
23	peaksaver®	Consumer, Business	2008	Final	0.0000	0.0000	0.0000	0.0000	0.0000	0.0000	0.0000	0.0000	0.0000	0.0000	0.0000	0.0000	0.0000	0.0000
24	Summer Sweepstakes	Consumer	2008	Final	0.0000	0.0000	0.0000	0.0000	0.0000	0.0000	0.0000	0.0000	0.0000	0.0000	0.0000	0.0000	0.0000	0.0000
25	Electricity Retrofit Incentive	Consumer, Business	2008	Final	0.0000	0.0000	0.0000	0.0000	0.0000	0.0000	0.0000	0.0000	0.0000	0.0000	0.0000	0.0000	0.0000	0.0000
26	Toronto Comprehensive	Consumer, Consumer Low-Income, Business	2008	Final	0.0000	0.0000	0.0000	0.0000	0.0000	0.0000	0.0000	0.0000	0.0000	0.0000	0.0000	0.0000	0.0000	0.0000
27	High Performance New Construction	Business	2008	Final	0.0000	0.0000	0.0000	0.0000	0.0000	0.0000	0.0000	0.0000	0.0000	0.0000	0.0000	0.0000	0.0000	0.0000
28	Power Savings Blitz	Business	2008	Final	0.0000	0.0000	0.0000	0.0000	0.0000	0.0000	0.0000	0.0000	0.0000	0.0000	0.0000	0.0000	0.0000	0.0000
29	Demand Response 1	Business, Industrial	2008	Final	0.0000	0.0000	0.0000	0.0000	0.0000	0.0000	0.0000	0.0000	0.0000	0.0000	0.0000	0.0000	0.0000	0.0000
30	Demand Response 3	Business, Industrial	2008	Final	0.0000	0.0000	0.0000	0.0000	0.0000	0.0000	0.0000	0.0000	0.0000	0.0000	0.0000	0.0000	0.0000	0.0000
31	Loblaw & York Region Demand Response	Business, Industrial	2008	Final	0.0000	0.0000	0.0000	0.0000	0.0000	0.0000	0.0000	0.0000	0.0000	0.0000	0.0000	0.0000	0.0000	0.0000
32	Renewable Energy Standard Offer	Consumer, Business	2008	Final	0.0000	0.0000	0.0000	0.0000	0.0000	0.0000	0.0000	0.0000	0.0000	0.0000	0.0000	0.0000	0.0000	0.0000
33	Other Customer Based Generation	Business	2008	Final	0.0000	0.0000	0.0000	0.0000	0.0000	0.0000	0.0000	0.0000	0.0000	0.0000	0.0000	0.0000	0.0000	0.0000
34	LDC Custom - Hydro One Networks Inc. - Double Return	Business, Industrial	2008	Final	0.0000	0.0000	0.0000	0.0000	0.0000	0.0000	0.0000	0.0000	0.0000	0.0000	0.0000	0.0000	0.0000	0.0000
35	Great Refrigerator Roundup	Consumer	2009	Final	0.0000	0.0000	0.0000	0.0000	0.0000	0.0000	0.0000	0.0000	0.0000	0.0000	0.0000	0.0000	0.0000	0.0000
36	Cool Savings Rebate	Consumer	2009	Final	0.0000	0.0000	0.0000	0.0000	0.0000	0.0000	0.0000	0.0000	0.0000	0.0000	0.0000	0.0000	0.0000	0.0000
37	Every Kilowatt Counts Power Savings Event	Consumer	2009	Final	0.0000	0.0000	0.0000	0.0000	0.0000	0.0000	0.0000	0.0000	0.0000	0.0000	0.0000	0.0000	0.0000	0.0000
38	peaksaver®	Consumer, Business	2009	Final	0.0000	0.0000	0.0000	0.0000	0.0000	0.0000	0.0000	0.0000	0.0000	0.0000	0.0000	0.0000	0.0000	0.0000
39	Electricity Retrofit Incentive	Consumer, Business	2009	Final	0.0000	0.0000	0.0000	0.0000	0.0000	0.0000	0.0000	0.0000	0.0000	0.0000	0.0000	0.0000	0.0000	0.0000
40	Toronto Comprehensive	Consumer, Consumer Low-Income, Business,	2009	Final	0.0000	0.0000	0.0000	0.0000	0.0000	0.0000	0.0000	0.0000	0.0000	0.0000	0.0000	0.0000	0.0000	0.0000
41	High Performance New Construction	Business	2009	Final	0.0000	0.0000	0.0000	0.0000	0.0000	0.0000	0.0000	0.0000	0.0000	0.0000	0.0000	0.0000	0.0000	0.0000
42	Power Savings Blitz	Business	2009	Final	0.0000	0.0000	0.0000	0.0000	0.0000	0.0000	0.0000	0.0000	0.0000	0.0000	0.0000	0.0000	0.0000	0.0000
43	Multi-Family Energy Efficiency Rebates	Consumer, Consumer Low-Income	2009	Final	0.0000	0.0000	0.0000	0.0000	0.0000	0.0000	0.0000	0.0000	0.0000	0.0000	0.0000	0.0000	0.0000	0.0000
44	Demand Response 1	Business, Industrial	2009	Final	0.0000	0.0000	0.0000	0.0000	0.0000	0.0000	0.0000	0.0000	0.0000	0.0000	0.0000	0.0000	0.0000	0.0000
45	Demand Response 2	Business, Industrial	2009	Final	0.0000	0.0000	0.0000	0.0000	0.0000	0.0000	0.0000	0.0000	0.0000	0.0000	0.0000	0.0000	0.0000	0.0000
46	Demand Response 3	Business, Industrial	2009	Final	0.0000	0.0000	0.0000	0.0000	0.0000	0.0000	0.0000	0.0000	0.0000	0.0000	0.0000	0.0000	0.0000	0.0000
47	Loblaw & York Region Demand Response	Business, Industrial	2009	Final	0.0000	0.0000	0.0000	0.0000	0.0000	0.0000	0.0000	0.0000	0.0000	0.0000	0.0000	0.0000	0.0000	0.0000
48	LDC Custom - Thunder Bay Hydro - Phantom Load	Consumer	2009	Final	0.0000	0.0000	0.0000	0.0000	0.0000	0.0000	0.0000	0.0000	0.0000	0.0000	0.0000	0.0000	0.0000	0.0000
49	LDC Custom - Toronto Hydro - Summer Challenge	Consumer	2009	Final	0.0000	0.0000	0.0000	0.0000	0.0000	0.0000	0.0000	0.0000	0.0000	0.0000	0.0000	0.0000	0.0000	0.0000
50	LDC Custom - PowerStream - Data Centers	Business	2009	Final	0.0000	0.0000	0.0000	0.0000	0.0000	0.0000	0.0000	0.0000	0.0000	0.0000	0.0000	0.0000	0.0000	0.0000
51	Toronto Comprehensive Adjustment	Consumer, Business	2008	Final	0.0000	0.0000	0.0000	0.0000	0.0000	0.0000	0.0000	0.0000	0.0000	0.0000	0.0000	0.0000	0.0000	0.0000
52	LDC Custom - Hydro One Networks Inc. - Double Return Adjustment	Business, Industrial	2008	Final	0.0000	0.0000	0.0000	0.0000	0.0000	0.0000	0.0000	0.0000	0.0000	0.0000	0.0000	0.0000	0.0000	0.0000
2006 Subtotal					0.0000	0.0000	0.0000	0.0000	0.0000	0.0000	0.0000	0.0000	0.0000	0.0000	0.0000	0.0000	0.0000	0.0000
2007 Subtotal					0.0000	0.0000	0.0000	0.0000	0.0000	0.0000	0.0000	0.0000	0.0000	0.0000	0.0000	0.0000	0.0000	0.0000
2008 Subtotal					0.0000	0.0000	0.0000	0.0000	0.0000	0.0000	0.0000	0.0000	0.0000	0.0000	0.0000	0.0000	0.0000	0.0000
2009 Subtotal					0.0000	0.0000	0.0000	0.0000	0.0000	0.0000	0.0000	0.0000	0.0000	0.0000	0.0000	0.0000	0.0000	0.0000
Overall Total					0.0000	0.0000	0.0000	0.0000	0.0000	0.0000	0.0000	0.0000	0.0000	0.0000	0.0000	0.0000	0.0000	0.0000

OPA Conservation & Demand Management Programs

Initiative Results at End-User Level

For: Horizon Utilities Corporation

Net Summer Peak Demand Savings (MW)

#	Initiative Name	Program Name	Program Year	Results Status	2050
1	Secondary Refrigerator Retirement Pilot	Consumer	2006	Final	0.0000
2	Cool & Hot Savings Rebate	Consumer	2006	Final	0.0000
3	Every Kilowatt Counts	Consumer	2006	Final	0.0000
4	Demand Response 1	Business, Industrial	2006	Final	0.0000
5	Loblaw & York Region Demand Response	Business, Industrial	2006	Final	0.0000
6	Great Refrigerator Roundup	Consumer	2007	Final	0.0000
7	Cool & Hot Savings Rebate	Consumer	2007	Final	0.0000
8	Every Kilowatt Counts	Consumer	2007	Final	0.0000
9	peaksaver®	Consumer, Business	2007	Final	0.0000
10	Summer Savings	Consumer	2007	Final	0.0000
11	Aboriginal	Consumer	2007	Final	0.0000
12	Affordable Housing Pilot	Consumer Low-Income	2007	Final	0.0000
13	Social Housing Pilot	Consumer Low-Income	2007	Final	0.0000
14	Energy Efficiency Assistance for Houses Pilot	Consumer Low-Income	2007	Final	0.0000
15	Electricity Retrofit Incentive	Business	2007	Final	0.0000
16	Toronto Comprehensive	Business	2007	Final	0.0000
17	Demand Response 1	Business, Industrial	2007	Final	0.0000
18	Loblaw & York Region Demand Response	Business, Industrial	2007	Final	0.0000
19	Renewable Energy Standard Offer	Consumer, Business, Industrial	2007	Final	0.0000
20	Great Refrigerator Roundup	Consumer	2008	Final	0.0000
21	Cool Savings Rebate	Consumer	2008	Final	0.0000
22	Every Kilowatt Counts Power Savings Event	Consumer	2008	Final	0.0000
23	peaksaver®	Consumer, Business	2008	Final	0.0000
24	Summer Sweepstakes	Consumer	2008	Final	0.0000
25	Electricity Retrofit Incentive	Consumer, Business	2008	Final	0.0000
26	Toronto Comprehensive	Consumer, Consumer Low-Income, Business	2008	Final	0.0000
27	High Performance New Construction	Business	2008	Final	0.0000
28	Power Savings Blitz	Business	2008	Final	0.0000
29	Demand Response 1	Business, Industrial	2008	Final	0.0000
30	Demand Response 3	Business, Industrial	2008	Final	0.0000
31	Loblaw & York Region Demand Response	Business, Industrial	2008	Final	0.0000
32	Renewable Energy Standard Offer	Consumer, Business	2008	Final	0.0000
33	Other Customer Based Generation	Business	2008	Final	0.0000
34	LDC Custom - Hydro One Networks Inc. - Double Return	Business, Industrial	2008	Final	0.0000
35	Great Refrigerator Roundup	Consumer	2009	Final	0.0000
36	Cool Savings Rebate	Consumer	2009	Final	0.0000
37	Every Kilowatt Counts Power Savings Event	Consumer	2009	Final	0.0000
38	peaksaver®	Consumer, Business	2009	Final	0.0000
39	Electricity Retrofit Incentive	Consumer, Business	2009	Final	0.0000
40	Toronto Comprehensive	Consumer, Consumer Low-Income, Business,	2009	Final	0.0000
41	High Performance New Construction	Business	2009	Final	0.0000
42	Power Savings Blitz	Business	2009	Final	0.0000
43	Multi-Family Energy Efficiency Rebates	Consumer, Consumer Low-Income	2009	Final	0.0000
44	Demand Response 1	Business, Industrial	2009	Final	0.0000
45	Demand Response 2	Business, Industrial	2009	Final	0.0000
46	Demand Response 3	Business, Industrial	2009	Final	0.0000
47	Loblaw & York Region Demand Response	Business, Industrial	2009	Final	0.0000
48	LDC Custom - Thunder Bay Hydro - Phantom Load	Consumer	2009	Final	0.0000
49	LDC Custom - Toronto Hydro - Summer Challenge	Consumer	2009	Final	0.0000
50	LDC Custom - PowerStream - Data Centers	Business	2009	Final	0.0000
51	Toronto Comprehensive Adjustment	Consumer, Business	2008	Final	0.0000
52	LDC Custom - Hydro One Networks Inc. - Double Return Adjustment	Business, Industrial	2008	Final	0.0000
2006 Subtotal					0.0000
2007 Subtotal					0.0000
2008 Subtotal					0.0000
2009 Subtotal					0.0000
Overall Total					0.0000

OPA Conservation & Demand Management Programs

Initiative Results at End-User Level

For: Horizon Utilities Corporation

Net Energy Savings (MWh)

#	Initiative Name	Program Name	Program Year	Results Status		2006	2007	2008	2009	2010	2011	2012	2013	2014	2015
1	Secondary Refrigerator Retirement Pilot	Consumer	2006	Final	#	230	230	230	230	230	230	0	0	0	0
2	Cool & Hot Savings Rebate	Consumer	2006	Final	#	567	567	567	567	567	567	567	567	418	418
3	Every Kilowatt Counts	Consumer	2006	Final	#	14,710	14,710	14,710	14,710	1,897	1,897	1,897	1,897	1,897	1,897
4	Demand Response 1	Business, Industrial	2006	Final	#	0	0	0	0	0	0	0	0	0	0
5	Loblaw & York Region Demand Response	Business, Industrial	2006	Final	#	0	0	0	0	0	0	0	0	0	0
6	Great Refrigerator Roundup	Consumer	2007	Final	#	0	511	511	511	511	509	508	508	508	410
7	Cool & Hot Savings Rebate	Consumer	2007	Final	#	0	885	885	885	885	885	843	843	843	843
8	Every Kilowatt Counts	Consumer	2007	Final	#	0	5,306	5,241	5,241	5,241	5,241	5,062	5,062	5,062	411
9	peaksaver®	Consumer, Business	2007	Final	#	0	0	0	0	0	0	0	0	0	0
10	Summer Savings	Consumer	2007	Final	#	0	3,196	539	204	204	204	204	204	204	129
11	Aboriginal	Consumer	2007	Final	#	0	0	0	0	0	0	0	0	0	0
12	Affordable Housing Pilot	Consumer Low-Income	2007	Final	#	0	193	193	193	193	193	193	193	193	193
13	Social Housing Pilot	Consumer Low-Income	2007	Final	#	0	482	482	482	482	482	482	482	482	482
14	Energy Efficiency Assistance for Houses Pilot	Consumer Low-Income	2007	Final	#	0	13	13	13	13	13	13	13	13	13
15	Electricity Retrofit Incentive	Business	2007	Final	#	0	71	71	71	71	71	0	0	0	0
16	Toronto Comprehensive	Business	2007	Final	#	0	0	0	0	0	0	0	0	0	0
17	Demand Response 1	Business, Industrial	2007	Final	#	0	0	0	0	0	0	0	0	0	0
18	Loblaw & York Region Demand Response	Business, Industrial	2007	Final	#	0	0	0	0	0	0	0	0	0	0
19	Renewable Energy Standard Offer	Consumer, Business, Industrial	2007	Final	#	0	0	0	0	0	0	0	0	0	0
20	Great Refrigerator Roundup	Consumer	2008	Final	#	0	0	1,744	1,744	1,744	1,744	1,742	1,740	1,740	1,740
21	Cool Savings Rebate	Consumer	2008	Final	#	0	0	945	945	945	945	945	945	945	945
22	Every Kilowatt Counts Power Savings Event	Consumer	2008	Final	#	0	0	4,796	4,775	4,775	4,775	4,053	4,053	3,301	2,739
23	peaksaver®	Consumer, Business	2008	Final	#	0	0	40	40	40	40	40	40	40	40
24	Summer Sweepstakes	Consumer	2008	Final	#	0	0	1,650	595	595	595	595	595	595	595
25	Electricity Retrofit Incentive	Consumer, Business	2008	Final	#	0	0	1,071	1,071	1,071	1,071	1,071	1,071	1,071	1,071
26	Toronto Comprehensive	Consumer, Consumer Low-Income, Business	2008	Final	#	0	0	0	0	0	0	0	0	0	0
27	High Performance New Construction	Business	2008	Final	#	0	0	15	15	15	15	15	15	15	15
28	Power Savings Blitz	Business	2008	Final	#	0	0	1,084	1,084	990	990	990	990	990	984
29	Demand Response 1	Business, Industrial	2008	Final	#	0	0	0	0	0	0	0	0	0	0
30	Demand Response 3	Business, Industrial	2008	Final	#	0	0	0	0	0	0	0	0	0	0
31	Loblaw & York Region Demand Response	Business, Industrial	2008	Final	#	0	0	0	0	0	0	0	0	0	0
32	Renewable Energy Standard Offer	Consumer, Business	2008	Final	#	0	0	0	0	0	0	0	0	0	0
33	Other Customer Based Generation	Business	2008	Final	#	0	0	0	0	0	0	0	0	0	0
34	LDC Custom - Hydro One Networks Inc. - Double Return	Business, Industrial	2008	Final	#	0	0	0	0	0	0	0	0	0	0
35	Great Refrigerator Roundup	Consumer	2009	Final	#	0	0	0	2,224	2,224	2,224	2,214	1,607	0	0
36	Cool Savings Rebate	Consumer	2009	Final	#	0	0	0	1,163	1,163	1,163	1,159	1,153	1,146	1,146
37	Every Kilowatt Counts Power Savings Event	Consumer	2009	Final	#	0	0	0	2,023	1,939	1,939	1,939	1,926	1,850	1,473
38	peaksaver®	Consumer, Business	2009	Final	#	0	0	0	3	3	3	3	3	3	3
39	Electricity Retrofit Incentive	Consumer, Business	2009	Final	#	0	0	0	4,454	4,454	4,454	4,454	4,454	4,454	4,306
40	Toronto Comprehensive	Consumer, Consumer Low-Income, Business,	2009	Final	#	0	0	0	0	0	0	0	0	0	0
41	High Performance New Construction	Business	2009	Final	#	0	0	0	416	416	416	416	416	416	416
42	Power Savings Blitz	Business	2009	Final	#	0	0	0	8,586	8,586	8,586	8,586	8,586	8,586	8,586
43	Multi-Family Energy Efficiency Rebates	Consumer, Consumer Low-Income	2009	Final	#	0	0	0	0	0	0	0	0	0	0
44	Demand Response 1	Business, Industrial	2009	Final	#	0	0	0	362	0	0	0	0	0	0
45	Demand Response 2	Business, Industrial	2009	Final	#	0	0	0	3,448	0	0	0	0	0	0
46	Demand Response 3	Business, Industrial	2009	Final	#	0	0	0	66	0	0	0	0	0	0
47	Loblaw & York Region Demand Response	Business, Industrial	2009	Final	#	0	0	0	0	0	0	0	0	0	0
48	LDC Custom - Thunder Bay Hydro - Phantom Load	Consumer	2009	Final	#	0	0	0	0	0	0	0	0	0	0
49	LDC Custom - Toronto Hydro - Summer Challenge	Consumer	2009	Final	#	0	0	0	0	0	0	0	0	0	0
50	LDC Custom - PowerStream - Data Centers	Business	2009	Final	#	0	0	0	0	0	0	0	0	0	0
51	Toronto Comprehensive Adjustment	Consumer, Business	2008	Final		0	0	0	0	0	0	0	0	0	0
52	LDC Custom - Hydro One Networks Inc. - Double Return Adjustment	Business, Industrial	2008	Final		0	0	0	0	0	0	0	0	0	0
2006 Subtotal						15,506	15,506	15,506	15,506	2,693	2,693	2,463	2,463	2,315	2,315
2007 Subtotal						0	10,657	7,935	7,601	7,601	7,599	7,306	7,306	7,306	2,482
2008 Subtotal						0	0	11,346	10,270	10,177	10,177	9,452	9,450	8,698	8,131
2009 Subtotal						0	0	0	22,746	18,786	18,786	18,771	18,146	16,456	15,930
Overall Total						15,506	26,163	34,787	56,123	39,256	39,255	37,993	37,365	34,774	28,858



OPA Conservation & Demand Management Programs

Initiative Results at End-User Level

For: Horizon Utilities Corporation

Net Energy Savings (MWh)

#	Initiative Name	Program Name	Program Year	Results Status	2016	2017	2018	2019	2020	2021	2022	2023	2024	2025
1	Secondary Refrigerator Retirement Pilot	Consumer	2006	Final	0	0	0	0	0	0	0	0	0	0
2	Cool & Hot Savings Rebate	Consumer	2006	Final	418	418	418	418	211	82	82	82	0	0
3	Every Kilowatt Counts	Consumer	2006	Final	1,769	1,769	1,769	1,769	1,769	1,638	1,638	1,638	930	930
4	Demand Response 1	Business, Industrial	2006	Final	0	0	0	0	0	0	0	0	0	0
5	Loblaw & York Region Demand Response	Business, Industrial	2006	Final	0	0	0	0	0	0	0	0	0	0
6	Great Refrigerator Roundup	Consumer	2007	Final	0	0	0	0	0	0	0	0	0	0
7	Cool & Hot Savings Rebate	Consumer	2007	Final	843	843	843	843	843	843	92	92	92	0
8	Every Kilowatt Counts	Consumer	2007	Final	411	77	77	77	77	77	46	21	21	0
9	peaksaver®	Consumer, Business	2007	Final	0	0	0	0	0	0	0	0	0	0
10	Summer Savings	Consumer	2007	Final	129	129	129	129	129	0	0	0	0	0
11	Aboriginal	Consumer	2007	Final	0	0	0	0	0	0	0	0	0	0
12	Affordable Housing Pilot	Consumer Low-Income	2007	Final	193	193	193	193	193	0	0	0	0	0
13	Social Housing Pilot	Consumer Low-Income	2007	Final	482	0	0	0	0	0	0	0	0	0
14	Energy Efficiency Assistance for Houses Pilot	Consumer Low-Income	2007	Final	13	13	13	13	13	13	13	13	13	13
15	Electricity Retrofit Incentive	Business	2007	Final	0	0	0	0	0	0	0	0	0	0
16	Toronto Comprehensive	Business	2007	Final	0	0	0	0	0	0	0	0	0	0
17	Demand Response 1	Business, Industrial	2007	Final	0	0	0	0	0	0	0	0	0	0
18	Loblaw & York Region Demand Response	Business, Industrial	2007	Final	0	0	0	0	0	0	0	0	0	0
19	Renewable Energy Standard Offer	Consumer, Business, Industrial	2007	Final	0	0	0	0	0	0	0	0	0	0
20	Great Refrigerator Roundup	Consumer	2008	Final	1,367	0	0	0	0	0	0	0	0	0
21	Cool Savings Rebate	Consumer	2008	Final	945	945	945	945	945	945	945	753	753	753
22	Every Kilowatt Counts Power Savings Event	Consumer	2008	Final	1,730	1,707	1,400	1,400	1,328	1,328	1,328	1,279	0	0
23	peaksaver®	Consumer, Business	2008	Final	40	40	40	40	40	0	0	0	0	0
24	Summer Sweepstakes	Consumer	2008	Final	326	326	247	247	247	219	208	198	198	198
25	Electricity Retrofit Incentive	Consumer, Business	2008	Final	984	984	984	984	984	984	984	954	0	0
26	Toronto Comprehensive	Consumer, Consumer Low-Income, Business	2008	Final	0	0	0	0	0	0	0	0	0	0
27	High Performance New Construction	Business	2008	Final	15	15	15	15	15	15	0	0	0	0
28	Power Savings Blitz	Business	2008	Final	984	984	984	984	984	984	984	6	0	0
29	Demand Response 1	Business, Industrial	2008	Final	0	0	0	0	0	0	0	0	0	0
30	Demand Response 3	Business, Industrial	2008	Final	0	0	0	0	0	0	0	0	0	0
31	Loblaw & York Region Demand Response	Business, Industrial	2008	Final	0	0	0	0	0	0	0	0	0	0
32	Renewable Energy Standard Offer	Consumer, Business	2008	Final	0	0	0	0	0	0	0	0	0	0
33	Other Customer Based Generation	Business	2008	Final	0	0	0	0	0	0	0	0	0	0
34	LDC Custom - Hydro One Networks Inc. - Double Return	Business, Industrial	2008	Final	0	0	0	0	0	0	0	0	0	0
35	Great Refrigerator Roundup	Consumer	2009	Final	0	0	0	0	0	0	0	0	0	0
36	Cool Savings Rebate	Consumer	2009	Final	1,146	1,146	1,146	1,121	1,121	1,121	1,121	1,121	1,097	1,097
37	Every Kilowatt Counts Power Savings Event	Consumer	2009	Final	1,465	937	937	679	678	475	475	446	231	82
38	peaksaver®	Consumer, Business	2009	Final	3	3	3	3	3	3	0	0	0	0
39	Electricity Retrofit Incentive	Consumer, Business	2009	Final	4,203	4,203	4,203	3,404	0	0	0	0	0	0
40	Toronto Comprehensive	Consumer, Consumer Low-Income, Business,	2009	Final	0	0	0	0	0	0	0	0	0	0
41	High Performance New Construction	Business	2009	Final	416	416	416	416	416	416	416	416	416	416
42	Power Savings Blitz	Business	2009	Final	8,586	4,836	0	0	0	0	0	0	0	0
43	Multi-Family Energy Efficiency Rebates	Consumer, Consumer Low-Income	2009	Final	0	0	0	0	0	0	0	0	0	0
44	Demand Response 1	Business, Industrial	2009	Final	0	0	0	0	0	0	0	0	0	0
45	Demand Response 2	Business, Industrial	2009	Final	0	0	0	0	0	0	0	0	0	0
46	Demand Response 3	Business, Industrial	2009	Final	0	0	0	0	0	0	0	0	0	0
47	Loblaw & York Region Demand Response	Business, Industrial	2009	Final	0	0	0	0	0	0	0	0	0	0
48	LDC Custom - Thunder Bay Hydro - Phantom Load	Consumer	2009	Final	0	0	0	0	0	0	0	0	0	0
49	LDC Custom - Toronto Hydro - Summer Challenge	Consumer	2009	Final	0	0	0	0	0	0	0	0	0	0
50	LDC Custom - PowerStream - Data Centers	Business	2009	Final	0	0	0	0	0	0	0	0	0	0
51	Toronto Comprehensive Adjustment	Consumer, Business	2008	Final	0	0	0	0	0	0	0	0	0	0
52	LDC Custom - Hydro One Networks Inc. - Double Return Adjustment	Business, Industrial	2008	Final	0	0	0	0	0	0	0	0	0	0
2006 Subtotal					2,187	2,187	2,187	2,187	1,980	1,721	1,721	1,721	930	930
2007 Subtotal					2,072	1,256	1,256	1,256	1,256	934	152	127	127	13
2008 Subtotal					6,391	5,002	4,616	4,616	4,544	4,475	4,450	3,191	952	952
2009 Subtotal					15,819	11,541	6,705	5,623	2,218	2,015	2,012	1,983	1,744	1,595
Overall Total					26,469	19,987	14,764	13,682	9,998	9,145	8,334	7,022	3,752	3,489

OPA Conservation & Demand Management Programs

Initiative Results at End-User Level

For: Horizon Utilities Corporation

Net Energy Savings (MWh)

#	Initiative Name	Program Name	Program Year	Results Status	2026	2027	2028	2029	2030	2031	2032	2033	2034	2035
1	Secondary Refrigerator Retirement Pilot	Consumer	2006	Final	0	0	0	0	0	0	0	0	0	0
2	Cool & Hot Savings Rebate	Consumer	2006	Final	0	0	0	0	0	0	0	0	0	0
3	Every Kilowatt Counts	Consumer	2006	Final	543	543	543	543	543	543	543	543	543	543
4	Demand Response 1	Business, Industrial	2006	Final	0	0	0	0	0	0	0	0	0	0
5	Loblaw & York Region Demand Response	Business, Industrial	2006	Final	0	0	0	0	0	0	0	0	0	0
6	Great Refrigerator Roundup	Consumer	2007	Final	0	0	0	0	0	0	0	0	0	0
7	Cool & Hot Savings Rebate	Consumer	2007	Final	0	0	0	0	0	0	0	0	0	0
8	Every Kilowatt Counts	Consumer	2007	Final	0	0	0	0	0	0	0	0	0	0
9	peaksaver®	Consumer, Business	2007	Final	0	0	0	0	0	0	0	0	0	0
10	Summer Savings	Consumer	2007	Final	0	0	0	0	0	0	0	0	0	0
11	Aboriginal	Consumer	2007	Final	0	0	0	0	0	0	0	0	0	0
12	Affordable Housing Pilot	Consumer Low-Income	2007	Final	0	0	0	0	0	0	0	0	0	0
13	Social Housing Pilot	Consumer Low-Income	2007	Final	0	0	0	0	0	0	0	0	0	0
14	Energy Efficiency Assistance for Houses Pilot	Consumer Low-Income	2007	Final	0	0	0	0	0	0	0	0	0	0
15	Electricity Retrofit Incentive	Business	2007	Final	0	0	0	0	0	0	0	0	0	0
16	Toronto Comprehensive	Business	2007	Final	0	0	0	0	0	0	0	0	0	0
17	Demand Response 1	Business, Industrial	2007	Final	0	0	0	0	0	0	0	0	0	0
18	Loblaw & York Region Demand Response	Business, Industrial	2007	Final	0	0	0	0	0	0	0	0	0	0
19	Renewable Energy Standard Offer	Consumer, Business, Industrial	2007	Final	0	0	0	0	0	0	0	0	0	0
20	Great Refrigerator Roundup	Consumer	2008	Final	0	0	0	0	0	0	0	0	0	0
21	Cool Savings Rebate	Consumer	2008	Final	0	0	0	0	0	0	0	0	0	0
22	Every Kilowatt Counts Power Savings Event	Consumer	2008	Final	0	0	0	0	0	0	0	0	0	0
23	peaksaver®	Consumer, Business	2008	Final	0	0	0	0	0	0	0	0	0	0
24	Summer Sweepstakes	Consumer	2008	Final	198	198	0	0	0	0	0	0	0	0
25	Electricity Retrofit Incentive	Consumer, Business	2008	Final	0	0	0	0	0	0	0	0	0	0
26	Toronto Comprehensive	Consumer, Consumer Low-Income, Business	2008	Final	0	0	0	0	0	0	0	0	0	0
27	High Performance New Construction	Business	2008	Final	0	0	0	0	0	0	0	0	0	0
28	Power Savings Blitz	Business	2008	Final	0	0	0	0	0	0	0	0	0	0
29	Demand Response 1	Business, Industrial	2008	Final	0	0	0	0	0	0	0	0	0	0
30	Demand Response 3	Business, Industrial	2008	Final	0	0	0	0	0	0	0	0	0	0
31	Loblaw & York Region Demand Response	Business, Industrial	2008	Final	0	0	0	0	0	0	0	0	0	0
32	Renewable Energy Standard Offer	Consumer, Business	2008	Final	0	0	0	0	0	0	0	0	0	0
33	Other Customer Based Generation	Business	2008	Final	0	0	0	0	0	0	0	0	0	0
34	LDC Custom - Hydro One Networks Inc. - Double Return	Business, Industrial	2008	Final	0	0	0	0	0	0	0	0	0	0
35	Great Refrigerator Roundup	Consumer	2009	Final	0	0	0	0	0	0	0	0	0	0
36	Cool Savings Rebate	Consumer	2009	Final	1,097	920	0	0	0	0	0	0	0	0
37	Every Kilowatt Counts Power Savings Event	Consumer	2009	Final	52	51	51	0	0	0	0	0	0	0
38	peaksaver®	Consumer, Business	2009	Final	0	0	0	0	0	0	0	0	0	0
39	Electricity Retrofit Incentive	Consumer, Business	2009	Final	0	0	0	0	0	0	0	0	0	0
40	Toronto Comprehensive	Consumer, Consumer Low-Income, Business,	2009	Final	0	0	0	0	0	0	0	0	0	0
41	High Performance New Construction	Business	2009	Final	416	416	416	0	0	0	0	0	0	0
42	Power Savings Blitz	Business	2009	Final	0	0	0	0	0	0	0	0	0	0
43	Multi-Family Energy Efficiency Rebates	Consumer, Consumer Low-Income	2009	Final	0	0	0	0	0	0	0	0	0	0
44	Demand Response 1	Business, Industrial	2009	Final	0	0	0	0	0	0	0	0	0	0
45	Demand Response 2	Business, Industrial	2009	Final	0	0	0	0	0	0	0	0	0	0
46	Demand Response 3	Business, Industrial	2009	Final	0	0	0	0	0	0	0	0	0	0
47	Loblaw & York Region Demand Response	Business, Industrial	2009	Final	0	0	0	0	0	0	0	0	0	0
48	LDC Custom - Thunder Bay Hydro - Phantom Load	Consumer	2009	Final	0	0	0	0	0	0	0	0	0	0
49	LDC Custom - Toronto Hydro - Summer Challenge	Consumer	2009	Final	0	0	0	0	0	0	0	0	0	0
50	LDC Custom - PowerStream - Data Centers	Business	2009	Final	0	0	0	0	0	0	0	0	0	0
51	Toronto Comprehensive Adjustment	Consumer, Business	2008	Final	0	0	0	0	0	0	0	0	0	0
52	LDC Custom - Hydro One Networks Inc. - Double Return Adjustment	Business, Industrial	2008	Final	0	0	0	0	0	0	0	0	0	0
2006 Subtotal					543	543	543	543	543	543	543	543	543	543
2007 Subtotal					0	0	0	0	0	0	0	0	0	0
2008 Subtotal					198	198	0	0	0	0	0	0	0	0
2009 Subtotal					1,565	1,387	467	0	0	0	0	0	0	0
Overall Total					2,306	2,127	1,010	543	543	543	543	543	543	543

OPA Conservation & Demand Management Programs

Initiative Results at End-User Level

For: Horizon Utilities Corporation

Net Energy Savings (MWh)

#	Initiative Name	Program Name	Program Year	Results Status	2036	2037	2038	2039	2040	2041	2042	2043	2044	2045	2046	2047	2048	2049
1	Secondary Refrigerator Retirement Pilot	Consumer	2006	Final	0	0	0	0	0	0	0	0	0	0	0	0	0	0
2	Cool & Hot Savings Rebate	Consumer	2006	Final	0	0	0	0	0	0	0	0	0	0	0	0	0	0
3	Every Kilowatt Counts	Consumer	2006	Final	0	0	0	0	0	0	0	0	0	0	0	0	0	0
4	Demand Response 1	Business, Industrial	2006	Final	0	0	0	0	0	0	0	0	0	0	0	0	0	0
5	Loblaw & York Region Demand Response	Business, Industrial	2006	Final	0	0	0	0	0	0	0	0	0	0	0	0	0	0
6	Great Refrigerator Roundup	Consumer	2007	Final	0	0	0	0	0	0	0	0	0	0	0	0	0	0
7	Cool & Hot Savings Rebate	Consumer	2007	Final	0	0	0	0	0	0	0	0	0	0	0	0	0	0
8	Every Kilowatt Counts	Consumer	2007	Final	0	0	0	0	0	0	0	0	0	0	0	0	0	0
9	peaksaver®	Consumer, Business	2007	Final	0	0	0	0	0	0	0	0	0	0	0	0	0	0
10	Summer Savings	Consumer	2007	Final	0	0	0	0	0	0	0	0	0	0	0	0	0	0
11	Aboriginal	Consumer	2007	Final	0	0	0	0	0	0	0	0	0	0	0	0	0	0
12	Affordable Housing Pilot	Consumer Low-Income	2007	Final	0	0	0	0	0	0	0	0	0	0	0	0	0	0
13	Social Housing Pilot	Consumer Low-Income	2007	Final	0	0	0	0	0	0	0	0	0	0	0	0	0	0
14	Energy Efficiency Assistance for Houses Pilot	Consumer Low-Income	2007	Final	0	0	0	0	0	0	0	0	0	0	0	0	0	0
15	Electricity Retrofit Incentive	Business	2007	Final	0	0	0	0	0	0	0	0	0	0	0	0	0	0
16	Toronto Comprehensive	Business	2007	Final	0	0	0	0	0	0	0	0	0	0	0	0	0	0
17	Demand Response 1	Business, Industrial	2007	Final	0	0	0	0	0	0	0	0	0	0	0	0	0	0
18	Loblaw & York Region Demand Response	Business, Industrial	2007	Final	0	0	0	0	0	0	0	0	0	0	0	0	0	0
19	Renewable Energy Standard Offer	Consumer, Business, Industrial	2007	Final	0	0	0	0	0	0	0	0	0	0	0	0	0	0
20	Great Refrigerator Roundup	Consumer	2008	Final	0	0	0	0	0	0	0	0	0	0	0	0	0	0
21	Cool Savings Rebate	Consumer	2008	Final	0	0	0	0	0	0	0	0	0	0	0	0	0	0
22	Every Kilowatt Counts Power Savings Event	Consumer	2008	Final	0	0	0	0	0	0	0	0	0	0	0	0	0	0
23	peaksaver®	Consumer, Business	2008	Final	0	0	0	0	0	0	0	0	0	0	0	0	0	0
24	Summer Sweepstakes	Consumer	2008	Final	0	0	0	0	0	0	0	0	0	0	0	0	0	0
25	Electricity Retrofit Incentive	Consumer, Business	2008	Final	0	0	0	0	0	0	0	0	0	0	0	0	0	0
26	Toronto Comprehensive	Consumer, Consumer Low-Income, Business	2008	Final	0	0	0	0	0	0	0	0	0	0	0	0	0	0
27	High Performance New Construction	Business	2008	Final	0	0	0	0	0	0	0	0	0	0	0	0	0	0
28	Power Savings Blitz	Business	2008	Final	0	0	0	0	0	0	0	0	0	0	0	0	0	0
29	Demand Response 1	Business, Industrial	2008	Final	0	0	0	0	0	0	0	0	0	0	0	0	0	0
30	Demand Response 3	Business, Industrial	2008	Final	0	0	0	0	0	0	0	0	0	0	0	0	0	0
31	Loblaw & York Region Demand Response	Business, Industrial	2008	Final	0	0	0	0	0	0	0	0	0	0	0	0	0	0
32	Renewable Energy Standard Offer	Consumer, Business	2008	Final	0	0	0	0	0	0	0	0	0	0	0	0	0	0
33	Other Customer Based Generation	Business	2008	Final	0	0	0	0	0	0	0	0	0	0	0	0	0	0
34	LDC Custom - Hydro One Networks Inc. - Double Return	Business, Industrial	2008	Final	0	0	0	0	0	0	0	0	0	0	0	0	0	0
35	Great Refrigerator Roundup	Consumer	2009	Final	0	0	0	0	0	0	0	0	0	0	0	0	0	0
36	Cool Savings Rebate	Consumer	2009	Final	0	0	0	0	0	0	0	0	0	0	0	0	0	0
37	Every Kilowatt Counts Power Savings Event	Consumer	2009	Final	0	0	0	0	0	0	0	0	0	0	0	0	0	0
38	peaksaver®	Consumer, Business	2009	Final	0	0	0	0	0	0	0	0	0	0	0	0	0	0
39	Electricity Retrofit Incentive	Consumer, Business	2009	Final	0	0	0	0	0	0	0	0	0	0	0	0	0	0
40	Toronto Comprehensive	Consumer, Consumer Low-Income, Business,	2009	Final	0	0	0	0	0	0	0	0	0	0	0	0	0	0
41	High Performance New Construction	Business	2009	Final	0	0	0	0	0	0	0	0	0	0	0	0	0	0
42	Power Savings Blitz	Business	2009	Final	0	0	0	0	0	0	0	0	0	0	0	0	0	0
43	Multi-Family Energy Efficiency Rebates	Consumer, Consumer Low-Income	2009	Final	0	0	0	0	0	0	0	0	0	0	0	0	0	0
44	Demand Response 1	Business, Industrial	2009	Final	0	0	0	0	0	0	0	0	0	0	0	0	0	0
45	Demand Response 2	Business, Industrial	2009	Final	0	0	0	0	0	0	0	0	0	0	0	0	0	0
46	Demand Response 3	Business, Industrial	2009	Final	0	0	0	0	0	0	0	0	0	0	0	0	0	0
47	Loblaw & York Region Demand Response	Business, Industrial	2009	Final	0	0	0	0	0	0	0	0	0	0	0	0	0	0
48	LDC Custom - Thunder Bay Hydro - Phantom Load	Consumer	2009	Final	0	0	0	0	0	0	0	0	0	0	0	0	0	0
49	LDC Custom - Toronto Hydro - Summer Challenge	Consumer	2009	Final	0	0	0	0	0	0	0	0	0	0	0	0	0	0
50	LDC Custom - PowerStream - Data Centers	Business	2009	Final	0	0	0	0	0	0	0	0	0	0	0	0	0	0
51	Toronto Comprehensive Adjustment	Consumer, Business	2008	Final	0	0	0	0	0	0	0	0	0	0	0	0	0	0
52	LDC Custom - Hydro One Networks Inc. - Double Return Adjustment	Business, Industrial	2008	Final	0	0	0	0	0	0	0	0	0	0	0	0	0	0
2006 Subtotal					0	0	0	0	0	0	0	0	0	0	0	0	0	0
2007 Subtotal					0	0	0	0	0	0	0	0	0	0	0	0	0	0
2008 Subtotal					0	0	0	0	0	0	0	0	0	0	0	0	0	0
2009 Subtotal					0	0	0	0	0	0	0	0	0	0	0	0	0	0
Overall Total					0	0	0	0	0	0	0	0	0	0	0	0	0	0

OPA Conservation & Demand Management Programs

Initiative Results at End-User Level

For: Horizon Utilities Corporation

Net Energy Savings (MWh)

#	Initiative Name	Program Name	Program Year	Results Status	2050
1	Secondary Refrigerator Retirement Pilot	Consumer	2006	Final	0
2	Cool & Hot Savings Rebate	Consumer	2006	Final	0
3	Every Kilowatt Counts	Consumer	2006	Final	0
4	Demand Response 1	Business, Industrial	2006	Final	0
5	Loblaw & York Region Demand Response	Business, Industrial	2006	Final	0
6	Great Refrigerator Roundup	Consumer	2007	Final	0
7	Cool & Hot Savings Rebate	Consumer	2007	Final	0
8	Every Kilowatt Counts	Consumer	2007	Final	0
9	peaksaver®	Consumer, Business	2007	Final	0
10	Summer Savings	Consumer	2007	Final	0
11	Aboriginal	Consumer	2007	Final	0
12	Affordable Housing Pilot	Consumer Low-Income	2007	Final	0
13	Social Housing Pilot	Consumer Low-Income	2007	Final	0
14	Energy Efficiency Assistance for Houses Pilot	Consumer Low-Income	2007	Final	0
15	Electricity Retrofit Incentive	Business	2007	Final	0
16	Toronto Comprehensive	Business	2007	Final	0
17	Demand Response 1	Business, Industrial	2007	Final	0
18	Loblaw & York Region Demand Response	Business, Industrial	2007	Final	0
19	Renewable Energy Standard Offer	Consumer, Business, Industrial	2007	Final	0
20	Great Refrigerator Roundup	Consumer	2008	Final	0
21	Cool Savings Rebate	Consumer	2008	Final	0
22	Every Kilowatt Counts Power Savings Event	Consumer	2008	Final	0
23	peaksaver®	Consumer, Business	2008	Final	0
24	Summer Sweepstakes	Consumer	2008	Final	0
25	Electricity Retrofit Incentive	Consumer, Business	2008	Final	0
26	Toronto Comprehensive	Consumer, Consumer Low-Income, Business	2008	Final	0
27	High Performance New Construction	Business	2008	Final	0
28	Power Savings Blitz	Business	2008	Final	0
29	Demand Response 1	Business, Industrial	2008	Final	0
30	Demand Response 3	Business, Industrial	2008	Final	0
31	Loblaw & York Region Demand Response	Business, Industrial	2008	Final	0
32	Renewable Energy Standard Offer	Consumer, Business	2008	Final	0
33	Other Customer Based Generation	Business	2008	Final	0
34	LDC Custom - Hydro One Networks Inc. - Double Return	Business, Industrial	2008	Final	0
35	Great Refrigerator Roundup	Consumer	2009	Final	0
36	Cool Savings Rebate	Consumer	2009	Final	0
37	Every Kilowatt Counts Power Savings Event	Consumer	2009	Final	0
38	peaksaver®	Consumer, Business	2009	Final	0
39	Electricity Retrofit Incentive	Consumer, Business	2009	Final	0
40	Toronto Comprehensive	Consumer, Consumer Low-Income, Business,	2009	Final	0
41	High Performance New Construction	Business	2009	Final	0
42	Power Savings Blitz	Business	2009	Final	0
43	Multi-Family Energy Efficiency Rebates	Consumer, Consumer Low-Income	2009	Final	0
44	Demand Response 1	Business, Industrial	2009	Final	0
45	Demand Response 2	Business, Industrial	2009	Final	0
46	Demand Response 3	Business, Industrial	2009	Final	0
47	Loblaw & York Region Demand Response	Business, Industrial	2009	Final	0
48	LDC Custom - Thunder Bay Hydro - Phantom Load	Consumer	2009	Final	0
49	LDC Custom - Toronto Hydro - Summer Challenge	Consumer	2009	Final	0
50	LDC Custom - PowerStream - Data Centers	Business	2009	Final	0
51	Toronto Comprehensive Adjustment	Consumer, Business	2008	Final	0
52	LDC Custom - Hydro One Networks Inc. - Double Return Adjustment	Business, Industrial	2008	Final	0
2006 Subtotal					0
2007 Subtotal					0
2008 Subtotal					0
2009 Subtotal					0
Overall Total					0



OPA Conservation & Demand Management Programs

Initiative Results at End-User Level

For: Horizon Utilities Corporation

Gross Summer Peak Demand Savings (MW)

#	Initiative Name	Program Name	Program Year	Results Status		2006	2007	2008	2009	2010	2011	2012	2013	2014	2015
1	Secondary Refrigerator Retirement Pilot	Consumer	2006	Final	#	0.0578	0.0578	0.0578	0.0578	0.0578	0.0578	0.0000	0.0000	0.0000	0.0000
2	Cool & Hot Savings Rebate	Consumer	2006	Final	#	0.6388	0.6388	0.6388	0.6388	0.6388	0.6388	0.6388	0.6388	0.4696	0.4696
3	Every Kilowatt Counts	Consumer	2006	Final	#	0.1928	0.1928	0.1928	0.1928	0.1928	0.1928	0.1928	0.1928	0.1928	0.1928
4	Demand Response 1	Business, Industrial	2006	Final	#	12.3703	0.0000	0.0000	0.0000	0.0000	0.0000	0.0000	0.0000	0.0000	0.0000
5	Loblaw & York Region Demand Response	Business, Industrial	2006	Final	#	0.6055	0.0000	0.0000	0.0000	0.0000	0.0000	0.0000	0.0000	0.0000	0.0000
6	Great Refrigerator Roundup	Consumer	2007	Final	#	0.0000	0.1575	0.1575	0.1575	0.1575	0.1429	0.1429	0.1429	0.1429	0.1119
7	Cool & Hot Savings Rebate	Consumer	2007	Final	#	0.0000	1.2397	1.2397	1.2397	1.2397	1.2397	0.9477	0.9477	0.9477	0.9477
8	Every Kilowatt Counts	Consumer	2007	Final	#	0.0000	0.2975	0.2624	0.2624	0.2624	0.2624	0.2624	0.2624	0.2624	0.0811
9	peaksaver®	Consumer, Business	2007	Final	#	0.0000	0.7486	0.7486	0.7486	0.7486	0.7486	0.7486	0.7486	0.7486	0.7486
10	Summer Savings	Consumer	2007	Final	#	0.0000	14.9095	4.4464	2.1408	2.1408	2.1408	2.1408	2.1408	2.1408	2.1216
11	Aboriginal	Consumer	2007	Final	#	0.0000	0.0000	0.0000	0.0000	0.0000	0.0000	0.0000	0.0000	0.0000	0.0000
12	Affordable Housing Pilot	Consumer Low-Income	2007	Final	#	0.0000	0.0062	0.0062	0.0062	0.0062	0.0062	0.0062	0.0062	0.0062	0.0062
13	Social Housing Pilot	Consumer Low-Income	2007	Final	#	0.0000	0.0567	0.0567	0.0567	0.0567	0.0567	0.0567	0.0567	0.0567	0.0567
14	Energy Efficiency Assistance for Houses Pilot	Consumer Low-Income	2007	Final	#	0.0000	0.0012	0.0012	0.0012	0.0012	0.0012	0.0012	0.0012	0.0012	0.0012
15	Electricity Retrofit Incentive	Business	2007	Final	#	0.0000	0.0284	0.0284	0.0284	0.0284	0.0284	0.0000	0.0000	0.0000	0.0000
16	Toronto Comprehensive	Business	2007	Final	#	0.0000	0.0000	0.0000	0.0000	0.0000	0.0000	0.0000	0.0000	0.0000	0.0000
17	Demand Response 1	Business, Industrial	2007	Final	#	0.0000	17.5835	0.0000	0.0000	0.0000	0.0000	0.0000	0.0000	0.0000	0.0000
18	Loblaw & York Region Demand Response	Business, Industrial	2007	Final	#	0.0000	1.4628	0.0000	0.0000	0.0000	0.0000	0.0000	0.0000	0.0000	0.0000
19	Renewable Energy Standard Offer	Consumer, Business, Industrial	2007	Final	#	0.0000	0.0000	0.0000	0.0000	0.0000	0.0000	0.0000	0.0000	0.0000	0.0000
20	Great Refrigerator Roundup	Consumer	2008	Final	#	0.0000	0.0000	0.3493	0.3493	0.3493	0.3493	0.3366	0.3366	0.3366	0.3366
21	Cool Savings Rebate	Consumer	2008	Final	#	0.0000	0.0000	1.0391	1.0391	1.0391	1.0391	1.0391	1.0391	1.0391	1.0391
22	Every Kilowatt Counts Power Savings Event	Consumer	2008	Final	#	0.0000	0.0000	0.6265	0.5933	0.5933	0.5933	0.5343	0.5343	0.4200	0.3727
23	peaksaver®	Consumer, Business	2008	Final	#	0.0000	0.0000	2.2478	2.2478	2.2478	2.2478	2.2478	2.2478	2.2478	2.2478
24	Summer Sweepstakes	Consumer	2008	Final	#	0.0000	0.0000	0.5379	0.3085	0.3085	0.3085	0.3085	0.3085	0.3085	0.3085
25	Electricity Retrofit Incentive	Consumer, Business	2008	Final	#	0.0000	0.0000	0.3632	0.3632	0.3632	0.3632	0.3632	0.3632	0.3632	0.3632
26	Toronto Comprehensive	Consumer, Consumer Low-Income, Business	2008	Final	#	0.0000	0.0000	0.0000	0.0000	0.0000	0.0000	0.0000	0.0000	0.0000	0.0000
27	High Performance New Construction	Business	2008	Final	#	0.0000	0.0000	0.0259	0.0259	0.0259	0.0259	0.0259	0.0259	0.0259	0.0259
28	Power Savings Blitz	Business	2008	Final	#	0.0000	0.0000	0.1613	0.1613	0.1476	0.1476	0.1476	0.1476	0.1476	0.1470
29	Demand Response 1	Business, Industrial	2008	Final	#	0.0000	0.0000	23.4476	0.0000	0.0000	0.0000	0.0000	0.0000	0.0000	0.0000
30	Demand Response 3	Business, Industrial	2008	Final	#	0.0000	0.0000	4.5343	0.0000	0.0000	0.0000	0.0000	0.0000	0.0000	0.0000
31	Loblaw & York Region Demand Response	Business, Industrial	2008	Final	#	0.0000	0.0000	1.5582	0.0000	0.0000	0.0000	0.0000	0.0000	0.0000	0.0000
32	Renewable Energy Standard Offer	Consumer, Business	2008	Final	#	0.0000	0.0000	0.0000	0.0000	0.0000	0.0000	0.0000	0.0000	0.0000	0.0000
33	Other Customer Based Generation	Business	2008	Final	#	0.0000	0.0000	0.0000	0.0000	0.0000	0.0000	0.0000	0.0000	0.0000	0.0000
34	LDC Custom - Hydro One Networks Inc. - Double Return	Business, Industrial	2008	Final	#	0.0000	0.0000	0.0000	0.0000	0.0000	0.0000	0.0000	0.0000	0.0000	0.0000
35	Great Refrigerator Roundup	Consumer	2009	Final	#	0.0000	0.0000	0.0000	0.6448	0.6448	0.6448	0.6156	0.4133	0.0000	0.0000
36	Cool Savings Rebate	Consumer	2009	Final	#	0.0000	0.0000	0.0000	1.7529	1.7529	1.7529	1.7493	1.7487	1.7484	1.7484
37	Every Kilowatt Counts Power Savings Event	Consumer	2009	Final	#	0.0000	0.0000	0.0000	0.5594	0.5367	0.5367	0.5367	0.5347	0.5347	0.5037
38	peaksaver®	Consumer, Business	2009	Final	#	0.0000	0.0000	0.0000	1.8345	1.8345	1.8345	1.8345	1.8345	1.8345	1.8345
39	Electricity Retrofit Incentive	Consumer, Business	2009	Final	#	0.0000	0.0000	0.0000	1.0148	1.0148	1.0148	1.0148	1.0148	1.0148	1.0148
40	Toronto Comprehensive	Consumer, Consumer Low-Income, Business,	2009	Final	#	0.0000	0.0000	0.0000	0.0000	0.0000	0.0000	0.0000	0.0000	0.0000	0.0000
41	High Performance New Construction	Business	2009	Final	#	0.0000	0.0000	0.0000	0.2609	0.2609	0.2609	0.2609	0.2609	0.2609	0.2609
42	Power Savings Blitz	Business	2009	Final	#	0.0000	0.0000	0.0000	2.3166	2.3166	2.3166	2.3166	2.3166	2.3166	2.3166
43	Multi-Family Energy Efficiency Rebates	Consumer, Consumer Low-Income	2009	Final	#	0.0000	0.0000	0.0000	0.0000	0.0000	0.0000	0.0000	0.0000	0.0000	0.0000
44	Demand Response 1	Business, Industrial	2009	Final	#	0.0000	0.0000	0.0000	8.2447	0.0000	0.0000	0.0000	0.0000	0.0000	0.0000
45	Demand Response 2	Business, Industrial	2009	Final	#	0.0000	0.0000	0.0000	5.5984	0.0000	0.0000	0.0000	0.0000	0.0000	0.0000
46	Demand Response 3	Business, Industrial	2009	Final	#	0.0000	0.0000	0.0000	7.9977	0.0000	0.0000	0.0000	0.0000	0.0000	0.0000
47	Loblaw & York Region Demand Response	Business, Industrial	2009	Final	#	0.0000	0.0000	0.0000	1.3742	0.0000	0.0000	0.0000	0.0000	0.0000	0.0000
48	LDC Custom - Thunder Bay Hydro - Phantom Load	Consumer	2009	Final	#	0.0000	0.0000	0.0000	0.0000	0.0000	0.0000	0.0000	0.0000	0.0000	0.0000
49	LDC Custom - Toronto Hydro - Summer Challenge	Consumer	2009	Final	#	0.0000	0.0000	0.0000	0.0000	0.0000	0.0000	0.0000	0.0000	0.0000	0.0000
50	LDC Custom - PowerStream - Data Centers	Business	2009	Final	#	0.0000	0.0000	0.0000	0.0000	0.0000	0.0000	0.0000	0.0000	0.0000	0.0000
51	Toronto Comprehensive Adjustment	Consumer, Business	2008	Final		0.0000	0.0000	0.0000	0.0000	0.0000	0.0000	0.0000	0.0000	0.0000	0.0000
52	LDC Custom - Hydro One Networks Inc. - Double Return Adjustment	Business, Industrial	2008	Final		0.0000	0.0000	0.0000	0.0000	0.0000	0.0000	0.0000	0.0000	0.0000	0.0000
2006 Subtotal						13.8652	0.8894	0.8894	0.8894	0.8894	0.8894	0.8316	0.8316	0.6624	0.6624
2007 Subtotal						0.0000	36.4917	6.9473	4.6417	4.6417	4.6271	4.3067	4.3067	4.3067	4.0751
2008 Subtotal						0.0000	0.0000	34.8911	5.0885	5.0747	5.0747	5.0030	5.0030	4.8886	4.8407
2009 Subtotal						0.0000	0.0000	0.0000	31.5989	8.3612	8.3612	8.3285	8.1235	7.7099	7.6789
Overall Total						13.8652	37.3811	42.7278	42.2186	18.9671	18.9525	18.4697	18.2647	17.5676	17.2571

OPA Conservation & Demand Management Programs

Initiative Results at End-User Level

For: Horizon Utilities Corporation

Gross Summer Peak Demand Savings (MW)

#	Initiative Name	Program Name	Program Year	Results Status	2016	2017	2018	2019	2020	2021	2022	2023	2024	2025
1	Secondary Refrigerator Retirement Pilot	Consumer	2006	Final	0.0000	0.0000	0.0000	0.0000	0.0000	0.0000	0.0000	0.0000	0.0000	0.0000
2	Cool & Hot Savings Rebate	Consumer	2006	Final	0.4696	0.4696	0.4696	0.4696	0.2340	0.1019	0.1019	0.1019	0.0000	0.0000
3	Every Kilowatt Counts	Consumer	2006	Final	0.1928	0.1928	0.1928	0.1928	0.1928	0.1593	0.1593	0.1593	0.0071	0.0071
4	Demand Response 1	Business, Industrial	2006	Final	0.0000	0.0000	0.0000	0.0000	0.0000	0.0000	0.0000	0.0000	0.0000	0.0000
5	Loblaw & York Region Demand Response	Business, Industrial	2006	Final	0.0000	0.0000	0.0000	0.0000	0.0000	0.0000	0.0000	0.0000	0.0000	0.0000
6	Great Refrigerator Roundup	Consumer	2007	Final	0.0000	0.0000	0.0000	0.0000	0.0000	0.0000	0.0000	0.0000	0.0000	0.0000
7	Cool & Hot Savings Rebate	Consumer	2007	Final	0.9477	0.9477	0.9477	0.9477	0.9477	0.9477	0.1768	0.1768	0.1768	0.0000
8	Every Kilowatt Counts	Consumer	2007	Final	0.0811	0.0030	0.0030	0.0030	0.0030	0.0030	0.0030	0.0009	0.0009	0.0000
9	peaksaver®	Consumer, Business	2007	Final	0.7486	0.7486	0.7486	0.0000	0.0000	0.0000	0.0000	0.0000	0.0000	0.0000
10	Summer Savings	Consumer	2007	Final	2.1216	2.1216	2.1216	2.1216	2.1216	0.0000	0.0000	0.0000	0.0000	0.0000
11	Aboriginal	Consumer	2007	Final	0.0000	0.0000	0.0000	0.0000	0.0000	0.0000	0.0000	0.0000	0.0000	0.0000
12	Affordable Housing Pilot	Consumer Low-Income	2007	Final	0.0062	0.0062	0.0062	0.0062	0.0062	0.0000	0.0000	0.0000	0.0000	0.0000
13	Social Housing Pilot	Consumer Low-Income	2007	Final	0.0567	0.0000	0.0000	0.0000	0.0000	0.0000	0.0000	0.0000	0.0000	0.0000
14	Energy Efficiency Assistance for Houses Pilot	Consumer Low-Income	2007	Final	0.0012	0.0012	0.0012	0.0012	0.0012	0.0012	0.0012	0.0012	0.0012	0.0012
15	Electricity Retrofit Incentive	Business	2007	Final	0.0000	0.0000	0.0000	0.0000	0.0000	0.0000	0.0000	0.0000	0.0000	0.0000
16	Toronto Comprehensive	Business	2007	Final	0.0000	0.0000	0.0000	0.0000	0.0000	0.0000	0.0000	0.0000	0.0000	0.0000
17	Demand Response 1	Business, Industrial	2007	Final	0.0000	0.0000	0.0000	0.0000	0.0000	0.0000	0.0000	0.0000	0.0000	0.0000
18	Loblaw & York Region Demand Response	Business, Industrial	2007	Final	0.0000	0.0000	0.0000	0.0000	0.0000	0.0000	0.0000	0.0000	0.0000	0.0000
19	Renewable Energy Standard Offer	Consumer, Business, Industrial	2007	Final	0.0000	0.0000	0.0000	0.0000	0.0000	0.0000	0.0000	0.0000	0.0000	0.0000
20	Great Refrigerator Roundup	Consumer	2008	Final	0.2545	0.0000	0.0000	0.0000	0.0000	0.0000	0.0000	0.0000	0.0000	0.0000
21	Cool Savings Rebate	Consumer	2008	Final	1.0391	1.0391	1.0391	1.0391	1.0391	1.0391	1.0391	0.8433	0.8433	0.8433
22	Every Kilowatt Counts Power Savings Event	Consumer	2008	Final	0.2924	0.2418	0.2146	0.2146	0.1190	0.1190	0.1190	0.1190	0.0000	0.0000
23	peaksaver®	Consumer, Business	2008	Final	2.2478	2.2478	2.2478	2.2478	2.2478	0.0000	0.0000	0.0000	0.0000	0.0000
24	Summer Sweepstakes	Consumer	2008	Final	0.2977	0.2977	0.2946	0.2946	0.2946	0.2908	0.2894	0.2751	0.2751	0.2751
25	Electricity Retrofit Incentive	Consumer, Business	2008	Final	0.3578	0.3578	0.3578	0.3578	0.3578	0.3578	0.3578	0.3471	0.0000	0.0000
26	Toronto Comprehensive	Consumer, Consumer Low-Income, Business	2008	Final	0.0000	0.0000	0.0000	0.0000	0.0000	0.0000	0.0000	0.0000	0.0000	0.0000
27	High Performance New Construction	Business	2008	Final	0.0259	0.0259	0.0259	0.0259	0.0259	0.0000	0.0000	0.0000	0.0000	0.0000
28	Power Savings Blitz	Business	2008	Final	0.1470	0.1470	0.1470	0.1470	0.1470	0.1470	0.1470	0.0009	0.0000	0.0000
29	Demand Response 1	Business, Industrial	2008	Final	0.0000	0.0000	0.0000	0.0000	0.0000	0.0000	0.0000	0.0000	0.0000	0.0000
30	Demand Response 3	Business, Industrial	2008	Final	0.0000	0.0000	0.0000	0.0000	0.0000	0.0000	0.0000	0.0000	0.0000	0.0000
31	Loblaw & York Region Demand Response	Business, Industrial	2008	Final	0.0000	0.0000	0.0000	0.0000	0.0000	0.0000	0.0000	0.0000	0.0000	0.0000
32	Renewable Energy Standard Offer	Consumer, Business	2008	Final	0.0000	0.0000	0.0000	0.0000	0.0000	0.0000	0.0000	0.0000	0.0000	0.0000
33	Other Customer Based Generation	Business	2008	Final	0.0000	0.0000	0.0000	0.0000	0.0000	0.0000	0.0000	0.0000	0.0000	0.0000
34	LDC Custom - Hydro One Networks Inc. - Double Return	Business, Industrial	2008	Final	0.0000	0.0000	0.0000	0.0000	0.0000	0.0000	0.0000	0.0000	0.0000	0.0000
35	Great Refrigerator Roundup	Consumer	2009	Final	0.0000	0.0000	0.0000	0.0000	0.0000	0.0000	0.0000	0.0000	0.0000	0.0000
36	Cool Savings Rebate	Consumer	2009	Final	1.7484	1.7484	1.7484	1.7367	1.7367	1.7367	1.7367	1.7367	1.6905	1.6905
37	Every Kilowatt Counts Power Savings Event	Consumer	2009	Final	0.5037	0.4057	0.4057	0.3552	0.3551	0.2361	0.2361	0.2242	0.0425	0.0309
38	peaksaver®	Consumer, Business	2009	Final	1.8345	1.8345	1.8345	1.8345	1.8345	1.8345	0.0000	0.0000	0.0000	0.0000
39	Electricity Retrofit Incentive	Consumer, Business	2009	Final	0.9864	0.9864	0.9864	0.9864	0.0000	0.0000	0.0000	0.0000	0.0000	0.0000
40	Toronto Comprehensive	Consumer, Consumer Low-Income, Business,	2009	Final	0.0000	0.0000	0.0000	0.0000	0.0000	0.0000	0.0000	0.0000	0.0000	0.0000
41	High Performance New Construction	Business	2009	Final	0.2609	0.2609	0.2609	0.2609	0.2609	0.2609	0.2609	0.2609	0.2609	0.2609
42	Power Savings Blitz	Business	2009	Final	2.3166	2.3166	0.0000	0.0000	0.0000	0.0000	0.0000	0.0000	0.0000	0.0000
43	Multi-Family Energy Efficiency Rebates	Consumer, Consumer Low-Income	2009	Final	0.0000	0.0000	0.0000	0.0000	0.0000	0.0000	0.0000	0.0000	0.0000	0.0000
44	Demand Response 1	Business, Industrial	2009	Final	0.0000	0.0000	0.0000	0.0000	0.0000	0.0000	0.0000	0.0000	0.0000	0.0000
45	Demand Response 2	Business, Industrial	2009	Final	0.0000	0.0000	0.0000	0.0000	0.0000	0.0000	0.0000	0.0000	0.0000	0.0000
46	Demand Response 3	Business, Industrial	2009	Final	0.0000	0.0000	0.0000	0.0000	0.0000	0.0000	0.0000	0.0000	0.0000	0.0000
47	Loblaw & York Region Demand Response	Business, Industrial	2009	Final	0.0000	0.0000	0.0000	0.0000	0.0000	0.0000	0.0000	0.0000	0.0000	0.0000
48	LDC Custom - Thunder Bay Hydro - Phantom Load	Consumer	2009	Final	0.0000	0.0000	0.0000	0.0000	0.0000	0.0000	0.0000	0.0000	0.0000	0.0000
49	LDC Custom - Toronto Hydro - Summer Challenge	Consumer	2009	Final	0.0000	0.0000	0.0000	0.0000	0.0000	0.0000	0.0000	0.0000	0.0000	0.0000
50	LDC Custom - PowerStream - Data Centers	Business	2009	Final	0.0000	0.0000	0.0000	0.0000	0.0000	0.0000	0.0000	0.0000	0.0000	0.0000
51	Toronto Comprehensive Adjustment	Consumer, Business	2008	Final	0.0000	0.0000	0.0000	0.0000	0.0000	0.0000	0.0000	0.0000	0.0000	0.0000
52	LDC Custom - Hydro One Networks Inc. - Double Return Adjustment	Business, Industrial	2008	Final	0.0000	0.0000	0.0000	0.0000	0.0000	0.0000	0.0000	0.0000	0.0000	0.0000
2006 Subtotal					0.6624	0.6624	0.6624	0.6624	0.4268	0.2611	0.2611	0.2611	0.0071	0.0071
2007 Subtotal					3.9632	3.8283	3.8283	3.0797	3.0797	0.9519	0.1810	0.1789	0.1789	0.0012
2008 Subtotal					4.6622	4.3571	4.3268	4.3268	4.2312	1.9797	1.9524	1.5855	1.1184	1.1184
2009 Subtotal					7.6505	7.5525	5.2359	5.1737	4.1873	4.0682	2.2337	2.2218	1.9939	1.9823
Overall Total					16.9383	16.4003	14.0533	13.2426	11.9249	7.2610	4.6282	4.2473	3.2983	3.1091

OPA Conservation & Demand Management Programs

Initiative Results at End-User Level

For: Horizon Utilities Corporation

Gross Summer Peak Demand Savings (MW)

#	Initiative Name	Program Name	Program Year	Results Status	2026	2027	2028	2029	2030	2031	2032	2033	2034	2035
1	Secondary Refrigerator Retirement Pilot	Consumer	2006	Final	0.0000	0.0000	0.0000	0.0000	0.0000	0.0000	0.0000	0.0000	0.0000	0.0000
2	Cool & Hot Savings Rebate	Consumer	2006	Final	0.0000	0.0000	0.0000	0.0000	0.0000	0.0000	0.0000	0.0000	0.0000	0.0000
3	Every Kilowatt Counts	Consumer	2006	Final	0.0000	0.0000	0.0000	0.0000	0.0000	0.0000	0.0000	0.0000	0.0000	0.0000
4	Demand Response 1	Business, Industrial	2006	Final	0.0000	0.0000	0.0000	0.0000	0.0000	0.0000	0.0000	0.0000	0.0000	0.0000
5	Loblaw & York Region Demand Response	Business, Industrial	2006	Final	0.0000	0.0000	0.0000	0.0000	0.0000	0.0000	0.0000	0.0000	0.0000	0.0000
6	Great Refrigerator Roundup	Consumer	2007	Final	0.0000	0.0000	0.0000	0.0000	0.0000	0.0000	0.0000	0.0000	0.0000	0.0000
7	Cool & Hot Savings Rebate	Consumer	2007	Final	0.0000	0.0000	0.0000	0.0000	0.0000	0.0000	0.0000	0.0000	0.0000	0.0000
8	Every Kilowatt Counts	Consumer	2007	Final	0.0000	0.0000	0.0000	0.0000	0.0000	0.0000	0.0000	0.0000	0.0000	0.0000
9	peaksaver®	Consumer, Business	2007	Final	0.0000	0.0000	0.0000	0.0000	0.0000	0.0000	0.0000	0.0000	0.0000	0.0000
10	Summer Savings	Consumer	2007	Final	0.0000	0.0000	0.0000	0.0000	0.0000	0.0000	0.0000	0.0000	0.0000	0.0000
11	Aboriginal	Consumer	2007	Final	0.0000	0.0000	0.0000	0.0000	0.0000	0.0000	0.0000	0.0000	0.0000	0.0000
12	Affordable Housing Pilot	Consumer Low-Income	2007	Final	0.0000	0.0000	0.0000	0.0000	0.0000	0.0000	0.0000	0.0000	0.0000	0.0000
13	Social Housing Pilot	Consumer Low-Income	2007	Final	0.0000	0.0000	0.0000	0.0000	0.0000	0.0000	0.0000	0.0000	0.0000	0.0000
14	Energy Efficiency Assistance for Houses Pilot	Consumer Low-Income	2007	Final	0.0000	0.0000	0.0000	0.0000	0.0000	0.0000	0.0000	0.0000	0.0000	0.0000
15	Electricity Retrofit Incentive	Business	2007	Final	0.0000	0.0000	0.0000	0.0000	0.0000	0.0000	0.0000	0.0000	0.0000	0.0000
16	Toronto Comprehensive	Business	2007	Final	0.0000	0.0000	0.0000	0.0000	0.0000	0.0000	0.0000	0.0000	0.0000	0.0000
17	Demand Response 1	Business, Industrial	2007	Final	0.0000	0.0000	0.0000	0.0000	0.0000	0.0000	0.0000	0.0000	0.0000	0.0000
18	Loblaw & York Region Demand Response	Business, Industrial	2007	Final	0.0000	0.0000	0.0000	0.0000	0.0000	0.0000	0.0000	0.0000	0.0000	0.0000
19	Renewable Energy Standard Offer	Consumer, Business, Industrial	2007	Final	0.0000	0.0000	0.0000	0.0000	0.0000	0.0000	0.0000	0.0000	0.0000	0.0000
20	Great Refrigerator Roundup	Consumer	2008	Final	0.0000	0.0000	0.0000	0.0000	0.0000	0.0000	0.0000	0.0000	0.0000	0.0000
21	Cool Savings Rebate	Consumer	2008	Final	0.0000	0.0000	0.0000	0.0000	0.0000	0.0000	0.0000	0.0000	0.0000	0.0000
22	Every Kilowatt Counts Power Savings Event	Consumer	2008	Final	0.0000	0.0000	0.0000	0.0000	0.0000	0.0000	0.0000	0.0000	0.0000	0.0000
23	peaksaver®	Consumer, Business	2008	Final	0.0000	0.0000	0.0000	0.0000	0.0000	0.0000	0.0000	0.0000	0.0000	0.0000
24	Summer Sweepstakes	Consumer	2008	Final	0.2751	0.2751	0.0000	0.0000	0.0000	0.0000	0.0000	0.0000	0.0000	0.0000
25	Electricity Retrofit Incentive	Consumer, Business	2008	Final	0.0000	0.0000	0.0000	0.0000	0.0000	0.0000	0.0000	0.0000	0.0000	0.0000
26	Toronto Comprehensive	Consumer, Consumer Low-Income, Business	2008	Final	0.0000	0.0000	0.0000	0.0000	0.0000	0.0000	0.0000	0.0000	0.0000	0.0000
27	High Performance New Construction	Business	2008	Final	0.0000	0.0000	0.0000	0.0000	0.0000	0.0000	0.0000	0.0000	0.0000	0.0000
28	Power Savings Blitz	Business	2008	Final	0.0000	0.0000	0.0000	0.0000	0.0000	0.0000	0.0000	0.0000	0.0000	0.0000
29	Demand Response 1	Business, Industrial	2008	Final	0.0000	0.0000	0.0000	0.0000	0.0000	0.0000	0.0000	0.0000	0.0000	0.0000
30	Demand Response 3	Business, Industrial	2008	Final	0.0000	0.0000	0.0000	0.0000	0.0000	0.0000	0.0000	0.0000	0.0000	0.0000
31	Loblaw & York Region Demand Response	Business, Industrial	2008	Final	0.0000	0.0000	0.0000	0.0000	0.0000	0.0000	0.0000	0.0000	0.0000	0.0000
32	Renewable Energy Standard Offer	Consumer, Business	2008	Final	0.0000	0.0000	0.0000	0.0000	0.0000	0.0000	0.0000	0.0000	0.0000	0.0000
33	Other Customer Based Generation	Business	2008	Final	0.0000	0.0000	0.0000	0.0000	0.0000	0.0000	0.0000	0.0000	0.0000	0.0000
34	LDC Custom - Hydro One Networks Inc. - Double Return	Business, Industrial	2008	Final	0.0000	0.0000	0.0000	0.0000	0.0000	0.0000	0.0000	0.0000	0.0000	0.0000
35	Great Refrigerator Roundup	Consumer	2009	Final	0.0000	0.0000	0.0000	0.0000	0.0000	0.0000	0.0000	0.0000	0.0000	0.0000
36	Cool Savings Rebate	Consumer	2009	Final	1.6905	1.3550	0.0000	0.0000	0.0000	0.0000	0.0000	0.0000	0.0000	0.0000
37	Every Kilowatt Counts Power Savings Event	Consumer	2009	Final	0.0309	0.0226	0.0226	0.0000	0.0000	0.0000	0.0000	0.0000	0.0000	0.0000
38	peaksaver®	Consumer, Business	2009	Final	0.0000	0.0000	0.0000	0.0000	0.0000	0.0000	0.0000	0.0000	0.0000	0.0000
39	Electricity Retrofit Incentive	Consumer, Business	2009	Final	0.0000	0.0000	0.0000	0.0000	0.0000	0.0000	0.0000	0.0000	0.0000	0.0000
40	Toronto Comprehensive	Consumer, Consumer Low-Income, Business,	2009	Final	0.0000	0.0000	0.0000	0.0000	0.0000	0.0000	0.0000	0.0000	0.0000	0.0000
41	High Performance New Construction	Business	2009	Final	0.2609	0.2609	0.2609	0.0000	0.0000	0.0000	0.0000	0.0000	0.0000	0.0000
42	Power Savings Blitz	Business	2009	Final	0.0000	0.0000	0.0000	0.0000	0.0000	0.0000	0.0000	0.0000	0.0000	0.0000
43	Multi-Family Energy Efficiency Rebates	Consumer, Consumer Low-Income	2009	Final	0.0000	0.0000	0.0000	0.0000	0.0000	0.0000	0.0000	0.0000	0.0000	0.0000
44	Demand Response 1	Business, Industrial	2009	Final	0.0000	0.0000	0.0000	0.0000	0.0000	0.0000	0.0000	0.0000	0.0000	0.0000
45	Demand Response 2	Business, Industrial	2009	Final	0.0000	0.0000	0.0000	0.0000	0.0000	0.0000	0.0000	0.0000	0.0000	0.0000
46	Demand Response 3	Business, Industrial	2009	Final	0.0000	0.0000	0.0000	0.0000	0.0000	0.0000	0.0000	0.0000	0.0000	0.0000
47	Loblaw & York Region Demand Response	Business, Industrial	2009	Final	0.0000	0.0000	0.0000	0.0000	0.0000	0.0000	0.0000	0.0000	0.0000	0.0000
48	LDC Custom - Thunder Bay Hydro - Phantom Load	Consumer	2009	Final	0.0000	0.0000	0.0000	0.0000	0.0000	0.0000	0.0000	0.0000	0.0000	0.0000
49	LDC Custom - Toronto Hydro - Summer Challenge	Consumer	2009	Final	0.0000	0.0000	0.0000	0.0000	0.0000	0.0000	0.0000	0.0000	0.0000	0.0000
50	LDC Custom - PowerStream - Data Centers	Business	2009	Final	0.0000	0.0000	0.0000	0.0000	0.0000	0.0000	0.0000	0.0000	0.0000	0.0000
51	Toronto Comprehensive Adjustment	Consumer, Business	2008	Final	0.0000	0.0000	0.0000	0.0000	0.0000	0.0000	0.0000	0.0000	0.0000	0.0000
52	LDC Custom - Hydro One Networks Inc. - Double Return Adjustment	Business, Industrial	2008	Final	0.0000	0.0000	0.0000	0.0000	0.0000	0.0000	0.0000	0.0000	0.0000	0.0000
2006 Subtotal					0.0000	0.0000	0.0000	0.0000	0.0000	0.0000	0.0000	0.0000	0.0000	0.0000
2007 Subtotal					0.0000	0.0000	0.0000	0.0000	0.0000	0.0000	0.0000	0.0000	0.0000	0.0000
2008 Subtotal					0.2751	0.2751	0.0000	0.0000	0.0000	0.0000	0.0000	0.0000	0.0000	0.0000
2009 Subtotal					1.9823	1.6385	0.2834	0.0000	0.0000	0.0000	0.0000	0.0000	0.0000	0.0000
Overall Total					2.2575	1.9136	0.2834	0.0000	0.0000	0.0000	0.0000	0.0000	0.0000	0.0000

OPA Conservation & Demand Management Programs

Initiative Results at End-User Level

For: Horizon Utilities Corporation

Gross Summer Peak Demand Savings (MW)

#	Initiative Name	Program Name	Program Year	Results Status	2036	2037	2038	2039	2040	2041	2042	2043	2044	2045	2046	2047	2048	2049
1	Secondary Refrigerator Retirement Pilot	Consumer	2006	Final	0.0000	0.0000	0.0000	0.0000	0.0000	0.0000	0.0000	0.0000	0.0000	0.0000	0.0000	0.0000	0.0000	0.0000
2	Cool & Hot Savings Rebate	Consumer	2006	Final	0.0000	0.0000	0.0000	0.0000	0.0000	0.0000	0.0000	0.0000	0.0000	0.0000	0.0000	0.0000	0.0000	0.0000
3	Every Kilowatt Counts	Consumer	2006	Final	0.0000	0.0000	0.0000	0.0000	0.0000	0.0000	0.0000	0.0000	0.0000	0.0000	0.0000	0.0000	0.0000	0.0000
4	Demand Response 1	Business, Industrial	2006	Final	0.0000	0.0000	0.0000	0.0000	0.0000	0.0000	0.0000	0.0000	0.0000	0.0000	0.0000	0.0000	0.0000	0.0000
5	Loblaw & York Region Demand Response	Business, Industrial	2006	Final	0.0000	0.0000	0.0000	0.0000	0.0000	0.0000	0.0000	0.0000	0.0000	0.0000	0.0000	0.0000	0.0000	0.0000
6	Great Refrigerator Roundup	Consumer	2007	Final	0.0000	0.0000	0.0000	0.0000	0.0000	0.0000	0.0000	0.0000	0.0000	0.0000	0.0000	0.0000	0.0000	0.0000
7	Cool & Hot Savings Rebate	Consumer	2007	Final	0.0000	0.0000	0.0000	0.0000	0.0000	0.0000	0.0000	0.0000	0.0000	0.0000	0.0000	0.0000	0.0000	0.0000
8	Every Kilowatt Counts	Consumer	2007	Final	0.0000	0.0000	0.0000	0.0000	0.0000	0.0000	0.0000	0.0000	0.0000	0.0000	0.0000	0.0000	0.0000	0.0000
9	peaksaver®	Consumer, Business	2007	Final	0.0000	0.0000	0.0000	0.0000	0.0000	0.0000	0.0000	0.0000	0.0000	0.0000	0.0000	0.0000	0.0000	0.0000
10	Summer Savings	Consumer	2007	Final	0.0000	0.0000	0.0000	0.0000	0.0000	0.0000	0.0000	0.0000	0.0000	0.0000	0.0000	0.0000	0.0000	0.0000
11	Aboriginal	Consumer	2007	Final	0.0000	0.0000	0.0000	0.0000	0.0000	0.0000	0.0000	0.0000	0.0000	0.0000	0.0000	0.0000	0.0000	0.0000
12	Affordable Housing Pilot	Consumer Low-Income	2007	Final	0.0000	0.0000	0.0000	0.0000	0.0000	0.0000	0.0000	0.0000	0.0000	0.0000	0.0000	0.0000	0.0000	0.0000
13	Social Housing Pilot	Consumer Low-Income	2007	Final	0.0000	0.0000	0.0000	0.0000	0.0000	0.0000	0.0000	0.0000	0.0000	0.0000	0.0000	0.0000	0.0000	0.0000
14	Energy Efficiency Assistance for Houses Pilot	Consumer Low-Income	2007	Final	0.0000	0.0000	0.0000	0.0000	0.0000	0.0000	0.0000	0.0000	0.0000	0.0000	0.0000	0.0000	0.0000	0.0000
15	Electricity Retrofit Incentive	Business	2007	Final	0.0000	0.0000	0.0000	0.0000	0.0000	0.0000	0.0000	0.0000	0.0000	0.0000	0.0000	0.0000	0.0000	0.0000
16	Toronto Comprehensive	Business	2007	Final	0.0000	0.0000	0.0000	0.0000	0.0000	0.0000	0.0000	0.0000	0.0000	0.0000	0.0000	0.0000	0.0000	0.0000
17	Demand Response 1	Business, Industrial	2007	Final	0.0000	0.0000	0.0000	0.0000	0.0000	0.0000	0.0000	0.0000	0.0000	0.0000	0.0000	0.0000	0.0000	0.0000
18	Loblaw & York Region Demand Response	Business, Industrial	2007	Final	0.0000	0.0000	0.0000	0.0000	0.0000	0.0000	0.0000	0.0000	0.0000	0.0000	0.0000	0.0000	0.0000	0.0000
19	Renewable Energy Standard Offer	Consumer, Business, Industrial	2007	Final	0.0000	0.0000	0.0000	0.0000	0.0000	0.0000	0.0000	0.0000	0.0000	0.0000	0.0000	0.0000	0.0000	0.0000
20	Great Refrigerator Roundup	Consumer	2008	Final	0.0000	0.0000	0.0000	0.0000	0.0000	0.0000	0.0000	0.0000	0.0000	0.0000	0.0000	0.0000	0.0000	0.0000
21	Cool Savings Rebate	Consumer	2008	Final	0.0000	0.0000	0.0000	0.0000	0.0000	0.0000	0.0000	0.0000	0.0000	0.0000	0.0000	0.0000	0.0000	0.0000
22	Every Kilowatt Counts Power Savings Event	Consumer	2008	Final	0.0000	0.0000	0.0000	0.0000	0.0000	0.0000	0.0000	0.0000	0.0000	0.0000	0.0000	0.0000	0.0000	0.0000
23	peaksaver®	Consumer, Business	2008	Final	0.0000	0.0000	0.0000	0.0000	0.0000	0.0000	0.0000	0.0000	0.0000	0.0000	0.0000	0.0000	0.0000	0.0000
24	Summer Sweepstakes	Consumer	2008	Final	0.0000	0.0000	0.0000	0.0000	0.0000	0.0000	0.0000	0.0000	0.0000	0.0000	0.0000	0.0000	0.0000	0.0000
25	Electricity Retrofit Incentive	Consumer, Business	2008	Final	0.0000	0.0000	0.0000	0.0000	0.0000	0.0000	0.0000	0.0000	0.0000	0.0000	0.0000	0.0000	0.0000	0.0000
26	Toronto Comprehensive	Consumer, Consumer Low-Income, Business	2008	Final	0.0000	0.0000	0.0000	0.0000	0.0000	0.0000	0.0000	0.0000	0.0000	0.0000	0.0000	0.0000	0.0000	0.0000
27	High Performance New Construction	Business	2008	Final	0.0000	0.0000	0.0000	0.0000	0.0000	0.0000	0.0000	0.0000	0.0000	0.0000	0.0000	0.0000	0.0000	0.0000
28	Power Savings Blitz	Business	2008	Final	0.0000	0.0000	0.0000	0.0000	0.0000	0.0000	0.0000	0.0000	0.0000	0.0000	0.0000	0.0000	0.0000	0.0000
29	Demand Response 1	Business, Industrial	2008	Final	0.0000	0.0000	0.0000	0.0000	0.0000	0.0000	0.0000	0.0000	0.0000	0.0000	0.0000	0.0000	0.0000	0.0000
30	Demand Response 3	Business, Industrial	2008	Final	0.0000	0.0000	0.0000	0.0000	0.0000	0.0000	0.0000	0.0000	0.0000	0.0000	0.0000	0.0000	0.0000	0.0000
31	Loblaw & York Region Demand Response	Business, Industrial	2008	Final	0.0000	0.0000	0.0000	0.0000	0.0000	0.0000	0.0000	0.0000	0.0000	0.0000	0.0000	0.0000	0.0000	0.0000
32	Renewable Energy Standard Offer	Consumer, Business	2008	Final	0.0000	0.0000	0.0000	0.0000	0.0000	0.0000	0.0000	0.0000	0.0000	0.0000	0.0000	0.0000	0.0000	0.0000
33	Other Customer Based Generation	Business	2008	Final	0.0000	0.0000	0.0000	0.0000	0.0000	0.0000	0.0000	0.0000	0.0000	0.0000	0.0000	0.0000	0.0000	0.0000
34	LDC Custom - Hydro One Networks Inc. - Double Return	Business, Industrial	2008	Final	0.0000	0.0000	0.0000	0.0000	0.0000	0.0000	0.0000	0.0000	0.0000	0.0000	0.0000	0.0000	0.0000	0.0000
35	Great Refrigerator Roundup	Consumer	2009	Final	0.0000	0.0000	0.0000	0.0000	0.0000	0.0000	0.0000	0.0000	0.0000	0.0000	0.0000	0.0000	0.0000	0.0000
36	Cool Savings Rebate	Consumer	2009	Final	0.0000	0.0000	0.0000	0.0000	0.0000	0.0000	0.0000	0.0000	0.0000	0.0000	0.0000	0.0000	0.0000	0.0000
37	Every Kilowatt Counts Power Savings Event	Consumer	2009	Final	0.0000	0.0000	0.0000	0.0000	0.0000	0.0000	0.0000	0.0000	0.0000	0.0000	0.0000	0.0000	0.0000	0.0000
38	peaksaver®	Consumer, Business	2009	Final	0.0000	0.0000	0.0000	0.0000	0.0000	0.0000	0.0000	0.0000	0.0000	0.0000	0.0000	0.0000	0.0000	0.0000
39	Electricity Retrofit Incentive	Consumer, Business	2009	Final	0.0000	0.0000	0.0000	0.0000	0.0000	0.0000	0.0000	0.0000	0.0000	0.0000	0.0000	0.0000	0.0000	0.0000
40	Toronto Comprehensive	Consumer, Consumer Low-Income, Business,	2009	Final	0.0000	0.0000	0.0000	0.0000	0.0000	0.0000	0.0000	0.0000	0.0000	0.0000	0.0000	0.0000	0.0000	0.0000
41	High Performance New Construction	Business	2009	Final	0.0000	0.0000	0.0000	0.0000	0.0000	0.0000	0.0000	0.0000	0.0000	0.0000	0.0000	0.0000	0.0000	0.0000
42	Power Savings Blitz	Business	2009	Final	0.0000	0.0000	0.0000	0.0000	0.0000	0.0000	0.0000	0.0000	0.0000	0.0000	0.0000	0.0000	0.0000	0.0000
43	Multi-Family Energy Efficiency Rebates	Consumer, Consumer Low-Income	2009	Final	0.0000	0.0000	0.0000	0.0000	0.0000	0.0000	0.0000	0.0000	0.0000	0.0000	0.0000	0.0000	0.0000	0.0000
44	Demand Response 1	Business, Industrial	2009	Final	0.0000	0.0000	0.0000	0.0000	0.0000	0.0000	0.0000	0.0000	0.0000	0.0000	0.0000	0.0000	0.0000	0.0000
45	Demand Response 2	Business, Industrial	2009	Final	0.0000	0.0000	0.0000	0.0000	0.0000	0.0000	0.0000	0.0000	0.0000	0.0000	0.0000	0.0000	0.0000	0.0000
46	Demand Response 3	Business, Industrial	2009	Final	0.0000	0.0000	0.0000	0.0000	0.0000	0.0000	0.0000	0.0000	0.0000	0.0000	0.0000	0.0000	0.0000	0.0000
47	Loblaw & York Region Demand Response	Business, Industrial	2009	Final	0.0000	0.0000	0.0000	0.0000	0.0000	0.0000	0.0000	0.0000	0.0000	0.0000	0.0000	0.0000	0.0000	0.0000
48	LDC Custom - Thunder Bay Hydro - Phantom Load	Consumer	2009	Final	0.0000	0.0000	0.0000	0.0000	0.0000	0.0000	0.0000	0.0000	0.0000	0.0000	0.0000	0.0000	0.0000	0.0000
49	LDC Custom - Toronto Hydro - Summer Challenge	Consumer	2009	Final	0.0000	0.0000	0.0000	0.0000	0.0000	0.0000	0.0000	0.0000	0.0000	0.0000	0.0000	0.0000	0.0000	0.0000
50	LDC Custom - PowerStream - Data Centers	Business	2009	Final	0.0000	0.0000	0.0000	0.0000	0.0000	0.0000	0.0000	0.0000	0.0000	0.0000	0.0000	0.0000	0.0000	0.0000
51	Toronto Comprehensive Adjustment	Consumer, Business	2008	Final	0.0000	0.0000	0.0000	0.0000	0.0000	0.0000	0.0000	0.0000	0.0000	0.0000	0.0000	0.0000	0.0000	0.0000
52	LDC Custom - Hydro One Networks Inc. - Double Return Adjustment	Business, Industrial	2008	Final	0.0000	0.0000	0.0000	0.0000	0.0000	0.0000	0.0000	0.0000	0.0000	0.0000	0.0000	0.0000	0.0000	0.0000
2006 Subtotal					0.0000	0.0000	0.0000	0.0000	0.0000	0.0000	0.0000	0.0000	0.0000	0.0000	0.0000	0.0000	0.0000	0.0000
2007 Subtotal					0.0000	0.0000	0.0000	0.0000	0.0000	0.0000	0.0000	0.0000	0.0000	0.0000	0.0000	0.0000	0.0000	0.0000
2008 Subtotal					0.0000	0.0000	0.0000	0.0000	0.0000	0.0000	0.0000	0.0000	0.0000	0.0000	0.0000	0.0000	0.0000	0.0000
2009 Subtotal					0.0000	0.0000	0.0000	0.0000	0.0000	0.0000	0.0000	0.0000	0.0000	0.0000	0.0000	0.0000	0.0000	0.0000
Overall Total					0.0000	0.0000	0.0000	0.0000	0.0000	0.0000	0.0000	0.0000	0.0000	0.0000	0.0000	0.0000	0.0000	0.0000



OPA Conservation & Demand Management Programs

Initiative Results at End-User Level

For: Horizon Utilities Corporation

Gross Summer Peak Demand Savings (MW)

#	Initiative Name	Program Name	Program Year	Results Status	2050
1	Secondary Refrigerator Retirement Pilot	Consumer	2006	Final	0.0000
2	Cool & Hot Savings Rebate	Consumer	2006	Final	0.0000
3	Every Kilowatt Counts	Consumer	2006	Final	0.0000
4	Demand Response 1	Business, Industrial	2006	Final	0.0000
5	Loblaw & York Region Demand Response	Business, Industrial	2006	Final	0.0000
6	Great Refrigerator Roundup	Consumer	2007	Final	0.0000
7	Cool & Hot Savings Rebate	Consumer	2007	Final	0.0000
8	Every Kilowatt Counts	Consumer	2007	Final	0.0000
9	peaksaver®	Consumer, Business	2007	Final	0.0000
10	Summer Savings	Consumer	2007	Final	0.0000
11	Aboriginal	Consumer	2007	Final	0.0000
12	Affordable Housing Pilot	Consumer Low-Income	2007	Final	0.0000
13	Social Housing Pilot	Consumer Low-Income	2007	Final	0.0000
14	Energy Efficiency Assistance for Houses Pilot	Consumer Low-Income	2007	Final	0.0000
15	Electricity Retrofit Incentive	Business	2007	Final	0.0000
16	Toronto Comprehensive	Business	2007	Final	0.0000
17	Demand Response 1	Business, Industrial	2007	Final	0.0000
18	Loblaw & York Region Demand Response	Business, Industrial	2007	Final	0.0000
19	Renewable Energy Standard Offer	Consumer, Business, Industrial	2007	Final	0.0000
20	Great Refrigerator Roundup	Consumer	2008	Final	0.0000
21	Cool Savings Rebate	Consumer	2008	Final	0.0000
22	Every Kilowatt Counts Power Savings Event	Consumer	2008	Final	0.0000
23	peaksaver®	Consumer, Business	2008	Final	0.0000
24	Summer Sweepstakes	Consumer	2008	Final	0.0000
25	Electricity Retrofit Incentive	Consumer, Business	2008	Final	0.0000
26	Toronto Comprehensive	Consumer, Consumer Low-Income, Business	2008	Final	0.0000
27	High Performance New Construction	Business	2008	Final	0.0000
28	Power Savings Blitz	Business	2008	Final	0.0000
29	Demand Response 1	Business, Industrial	2008	Final	0.0000
30	Demand Response 3	Business, Industrial	2008	Final	0.0000
31	Loblaw & York Region Demand Response	Business, Industrial	2008	Final	0.0000
32	Renewable Energy Standard Offer	Consumer, Business	2008	Final	0.0000
33	Other Customer Based Generation	Business	2008	Final	0.0000
34	LDC Custom - Hydro One Networks Inc. - Double Return	Business, Industrial	2008	Final	0.0000
35	Great Refrigerator Roundup	Consumer	2009	Final	0.0000
36	Cool Savings Rebate	Consumer	2009	Final	0.0000
37	Every Kilowatt Counts Power Savings Event	Consumer	2009	Final	0.0000
38	peaksaver®	Consumer, Business	2009	Final	0.0000
39	Electricity Retrofit Incentive	Consumer, Business	2009	Final	0.0000
40	Toronto Comprehensive	Consumer, Consumer Low-Income, Business,	2009	Final	0.0000
41	High Performance New Construction	Business	2009	Final	0.0000
42	Power Savings Blitz	Business	2009	Final	0.0000
43	Multi-Family Energy Efficiency Rebates	Consumer, Consumer Low-Income	2009	Final	0.0000
44	Demand Response 1	Business, Industrial	2009	Final	0.0000
45	Demand Response 2	Business, Industrial	2009	Final	0.0000
46	Demand Response 3	Business, Industrial	2009	Final	0.0000
47	Loblaw & York Region Demand Response	Business, Industrial	2009	Final	0.0000
48	LDC Custom - Thunder Bay Hydro - Phantom Load	Consumer	2009	Final	0.0000
49	LDC Custom - Toronto Hydro - Summer Challenge	Consumer	2009	Final	0.0000
50	LDC Custom - PowerStream - Data Centers	Business	2009	Final	0.0000
51	Toronto Comprehensive Adjustment	Consumer, Business	2008	Final	0.0000
52	LDC Custom - Hydro One Networks Inc. - Double Return Adjustment	Business, Industrial	2008	Final	0.0000
2006 Subtotal					0.0000
2007 Subtotal					0.0000
2008 Subtotal					0.0000
2009 Subtotal					0.0000
Overall Total					0.0000

OPA Conservation & Demand Management Programs

Initiative Results at End-User Level

For: Horizon Utilities Corporation

Gross Energy Savings (MWh)

#	Initiative Name	Program Name	Program Year	Results Status		2006	2007	2008	2009	2010	2011	2012	2013	2014	2015
1	Secondary Refrigerator Retirement Pilot	Consumer	2006	Final	#	255	255	255	255	255	255	0	0	0	0
2	Cool & Hot Savings Rebate	Consumer	2006	Final	#	718	718	718	718	718	718	718	718	553	553
3	Every Kilowatt Counts	Consumer	2006	Final	#	16,344	16,344	16,344	16,344	2,107	2,107	2,107	2,107	2,107	2,107
4	Demand Response 1	Business, Industrial	2006	Final	#	0	0	0	0	0	0	0	0	0	0
5	Loblaw & York Region Demand Response	Business, Industrial	2006	Final	#	0	0	0	0	0	0	0	0	0	0
6	Great Refrigerator Roundup	Consumer	2007	Final	#	0	1,261	1,261	1,261	1,261	1,258	1,255	1,255	1,255	1,038
7	Cool & Hot Savings Rebate	Consumer	2007	Final	#	0	1,739	1,739	1,739	1,739	1,739	1,471	1,471	1,471	1,471
8	Every Kilowatt Counts	Consumer	2007	Final	#	0	7,239	7,121	7,121	7,121	7,121	6,712	6,712	6,712	727
9	peaksaver®	Consumer, Business	2007	Final	#	0	0	0	0	0	0	0	0	0	0
10	Summer Savings	Consumer	2007	Final	#	0	26,632	4,489	1,699	1,699	1,699	1,699	1,699	1,699	1,079
11	Aboriginal	Consumer	2007	Final	#	0	0	0	0	0	0	0	0	0	0
12	Affordable Housing Pilot	Consumer Low-Income	2007	Final	#	0	193	193	193	193	193	193	193	193	193
13	Social Housing Pilot	Consumer Low-Income	2007	Final	#	0	482	482	482	482	482	482	482	482	482
14	Energy Efficiency Assistance for Houses Pilot	Consumer Low-Income	2007	Final	#	0	13	13	13	13	13	13	13	13	13
15	Electricity Retrofit Incentive	Business	2007	Final	#	0	79	79	79	79	79	0	0	0	0
16	Toronto Comprehensive	Business	2007	Final	#	0	0	0	0	0	0	0	0	0	0
17	Demand Response 1	Business, Industrial	2007	Final	#	0	0	0	0	0	0	0	0	0	0
18	Loblaw & York Region Demand Response	Business, Industrial	2007	Final	#	0	0	0	0	0	0	0	0	0	0
19	Renewable Energy Standard Offer	Consumer, Business, Industrial	2007	Final	#	0	0	0	0	0	0	0	0	0	0
20	Great Refrigerator Roundup	Consumer	2008	Final	#	0	0	3,215	3,215	3,215	3,215	3,209	3,202	3,202	3,202
21	Cool Savings Rebate	Consumer	2008	Final	#	0	0	1,645	1,645	1,645	1,645	1,645	1,645	1,645	1,645
22	Every Kilowatt Counts Power Savings Event	Consumer	2008	Final	#	0	0	11,896	11,836	11,836	11,836	9,964	9,964	8,281	6,782
23	peaksaver®	Consumer, Business	2008	Final	#	0	0	45	45	45	45	45	45	45	45
24	Summer Sweepstakes	Consumer	2008	Final	#	0	0	2,126	767	767	767	767	767	767	767
25	Electricity Retrofit Incentive	Consumer, Business	2008	Final	#	0	0	1,847	1,847	1,847	1,847	1,847	1,847	1,847	1,847
26	Toronto Comprehensive	Consumer, Consumer Low-Income, Business	2008	Final	#	0	0	0	0	0	0	0	0	0	0
27	High Performance New Construction	Business	2008	Final	#	0	0	22	22	22	22	22	22	22	22
28	Power Savings Blitz	Business	2008	Final	#	0	0	1,165	1,165	1,064	1,064	1,064	1,064	1,064	1,058
29	Demand Response 1	Business, Industrial	2008	Final	#	0	0	0	0	0	0	0	0	0	0
30	Demand Response 3	Business, Industrial	2008	Final	#	0	0	0	0	0	0	0	0	0	0
31	Loblaw & York Region Demand Response	Business, Industrial	2008	Final	#	0	0	0	0	0	0	0	0	0	0
32	Renewable Energy Standard Offer	Consumer, Business	2008	Final	#	0	0	0	0	0	0	0	0	0	0
33	Other Customer Based Generation	Business	2008	Final	#	0	0	0	0	0	0	0	0	0	0
34	LDC Custom - Hydro One Networks Inc. - Double Return	Business, Industrial	2008	Final	#	0	0	0	0	0	0	0	0	0	0
35	Great Refrigerator Roundup	Consumer	2009	Final	#	0	0	0	4,178	4,178	4,178	4,149	2,965	0	0
36	Cool Savings Rebate	Consumer	2009	Final	#	0	0	0	2,723	2,723	2,723	2,719	2,713	2,706	2,706
37	Every Kilowatt Counts Power Savings Event	Consumer	2009	Final	#	0	0	0	5,513	4,986	4,986	4,986	4,958	4,774	4,071
38	peaksaver®	Consumer, Business	2009	Final	#	0	0	0	3	3	3	3	3	3	3
39	Electricity Retrofit Incentive	Consumer, Business	2009	Final	#	0	0	0	6,972	6,972	6,972	6,972	6,972	6,972	6,793
40	Toronto Comprehensive	Consumer, Consumer Low-Income, Business,	2009	Final	#	0	0	0	0	0	0	0	0	0	0
41	High Performance New Construction	Business	2009	Final	#	0	0	0	595	595	595	595	595	595	595
42	Power Savings Blitz	Business	2009	Final	#	0	0	0	9,038	9,038	9,038	9,038	9,038	9,038	9,038
43	Multi-Family Energy Efficiency Rebates	Consumer, Consumer Low-Income	2009	Final	#	0	0	0	0	0	0	0	0	0	0
44	Demand Response 1	Business, Industrial	2009	Final	#	0	0	0	362	0	0	0	0	0	0
45	Demand Response 2	Business, Industrial	2009	Final	#	0	0	0	3,448	0	0	0	0	0	0
46	Demand Response 3	Business, Industrial	2009	Final	#	0	0	0	66	0	0	0	0	0	0
47	Loblaw & York Region Demand Response	Business, Industrial	2009	Final	#	0	0	0	0	0	0	0	0	0	0
48	LDC Custom - Thunder Bay Hydro - Phantom Load	Consumer	2009	Final	#	0	0	0	0	0	0	0	0	0	0
49	LDC Custom - Toronto Hydro - Summer Challenge	Consumer	2009	Final	#	0	0	0	0	0	0	0	0	0	0
50	LDC Custom - PowerStream - Data Centers	Business	2009	Final	#	0	0	0	0	0	0	0	0	0	0
51	Toronto Comprehensive Adjustment	Consumer, Business	2008	Final	#	0	0	0	0	0	0	0	0	0	0
52	LDC Custom - Hydro One Networks Inc. - Double Return Adjustment	Business, Industrial	2008	Final	#	0	0	0	0	0	0	0	0	0	0
2006 Subtotal						17,317	17,317	17,317	17,317	3,081	3,081	2,825	2,825	2,660	2,660
2007 Subtotal						0	37,638	15,377	12,587	12,587	12,584	11,826	11,826	11,826	5,003
2008 Subtotal						0	0	21,961	20,542	20,441	20,441	18,562	18,556	16,874	15,369
2009 Subtotal						0	0	0	32,898	28,495	28,495	28,462	27,243	24,088	23,206
Overall Total						17,317	54,955	54,654	83,345	64,603	64,600	61,675	60,450	55,447	46,238

OPA Conservation & Demand Management Programs

Initiative Results at End-User Level

For: Horizon Utilities Corporation

Gross Energy Savings (MWh)

#	Initiative Name	Program Name	Program Year	Results Status	2016	2017	2018	2019	2020	2021	2022	2023	2024	2025
1	Secondary Refrigerator Retirement Pilot	Consumer	2006	Final	0	0	0	0	0	0	0	0	0	0
2	Cool & Hot Savings Rebate	Consumer	2006	Final	553	553	553	553	323	98	98	98	0	0
3	Every Kilowatt Counts	Consumer	2006	Final	1,965	1,965	1,965	1,965	1,965	1,821	1,821	1,821	1,033	1,033
4	Demand Response 1	Business, Industrial	2006	Final	0	0	0	0	0	0	0	0	0	0
5	Loblaw & York Region Demand Response	Business, Industrial	2006	Final	0	0	0	0	0	0	0	0	0	0
6	Great Refrigerator Roundup	Consumer	2007	Final	0	0	0	0	0	0	0	0	0	0
7	Cool & Hot Savings Rebate	Consumer	2007	Final	1,471	1,471	1,471	1,471	1,471	1,471	162	162	162	0
8	Every Kilowatt Counts	Consumer	2007	Final	727	130	130	130	130	130	73	27	27	0
9	peaksaver®	Consumer, Business	2007	Final	0	0	0	0	0	0	0	0	0	0
10	Summer Savings	Consumer	2007	Final	1,079	1,079	1,079	1,079	1,079	0	0	0	0	0
11	Aboriginal	Consumer	2007	Final	0	0	0	0	0	0	0	0	0	0
12	Affordable Housing Pilot	Consumer Low-Income	2007	Final	193	193	193	193	193	0	0	0	0	0
13	Social Housing Pilot	Consumer Low-Income	2007	Final	482	0	0	0	0	0	0	0	0	0
14	Energy Efficiency Assistance for Houses Pilot	Consumer Low-Income	2007	Final	13	13	13	13	13	13	13	13	13	13
15	Electricity Retrofit Incentive	Business	2007	Final	0	0	0	0	0	0	0	0	0	0
16	Toronto Comprehensive	Business	2007	Final	0	0	0	0	0	0	0	0	0	0
17	Demand Response 1	Business, Industrial	2007	Final	0	0	0	0	0	0	0	0	0	0
18	Loblaw & York Region Demand Response	Business, Industrial	2007	Final	0	0	0	0	0	0	0	0	0	0
19	Renewable Energy Standard Offer	Consumer, Business, Industrial	2007	Final	0	0	0	0	0	0	0	0	0	0
20	Great Refrigerator Roundup	Consumer	2008	Final	2,485	0	0	0	0	0	0	0	0	0
21	Cool Savings Rebate	Consumer	2008	Final	1,645	1,645	1,645	1,645	1,645	1,645	1,645	1,313	1,313	1,313
22	Every Kilowatt Counts Power Savings Event	Consumer	2008	Final	4,849	4,799	4,072	4,072	3,907	3,907	3,907	3,801	0	0
23	peaksaver®	Consumer, Business	2008	Final	45	45	45	45	45	0	0	0	0	0
24	Summer Sweepstakes	Consumer	2008	Final	420	420	318	318	318	282	269	255	255	255
25	Electricity Retrofit Incentive	Consumer, Business	2008	Final	1,696	1,696	1,696	1,696	1,696	1,696	1,696	1,646	0	0
26	Toronto Comprehensive	Consumer, Consumer Low-Income, Business	2008	Final	0	0	0	0	0	0	0	0	0	0
27	High Performance New Construction	Business	2008	Final	22	22	22	22	22	22	0	0	0	0
28	Power Savings Blitz	Business	2008	Final	1,058	1,058	1,058	1,058	1,058	1,058	1,058	7	0	0
29	Demand Response 1	Business, Industrial	2008	Final	0	0	0	0	0	0	0	0	0	0
30	Demand Response 3	Business, Industrial	2008	Final	0	0	0	0	0	0	0	0	0	0
31	Loblaw & York Region Demand Response	Business, Industrial	2008	Final	0	0	0	0	0	0	0	0	0	0
32	Renewable Energy Standard Offer	Consumer, Business	2008	Final	0	0	0	0	0	0	0	0	0	0
33	Other Customer Based Generation	Business	2008	Final	0	0	0	0	0	0	0	0	0	0
34	LDC Custom - Hydro One Networks Inc. - Double Return	Business, Industrial	2008	Final	0	0	0	0	0	0	0	0	0	0
35	Great Refrigerator Roundup	Consumer	2009	Final	0	0	0	0	0	0	0	0	0	0
36	Cool Savings Rebate	Consumer	2009	Final	2,706	2,706	2,706	2,680	2,680	2,680	2,680	2,680	2,623	2,623
37	Every Kilowatt Counts Power Savings Event	Consumer	2009	Final	4,053	2,860	2,860	2,113	2,112	1,721	1,721	1,607	793	491
38	peaksaver®	Consumer, Business	2009	Final	3	3	3	3	3	3	0	0	0	0
39	Electricity Retrofit Incentive	Consumer, Business	2009	Final	6,669	6,669	6,669	5,402	0	0	0	0	0	0
40	Toronto Comprehensive	Consumer, Consumer Low-Income, Business,	2009	Final	0	0	0	0	0	0	0	0	0	0
41	High Performance New Construction	Business	2009	Final	595	595	595	595	595	595	595	595	595	595
42	Power Savings Blitz	Business	2009	Final	9,038	5,090	0	0	0	0	0	0	0	0
43	Multi-Family Energy Efficiency Rebates	Consumer, Consumer Low-Income	2009	Final	0	0	0	0	0	0	0	0	0	0
44	Demand Response 1	Business, Industrial	2009	Final	0	0	0	0	0	0	0	0	0	0
45	Demand Response 2	Business, Industrial	2009	Final	0	0	0	0	0	0	0	0	0	0
46	Demand Response 3	Business, Industrial	2009	Final	0	0	0	0	0	0	0	0	0	0
47	Loblaw & York Region Demand Response	Business, Industrial	2009	Final	0	0	0	0	0	0	0	0	0	0
48	LDC Custom - Thunder Bay Hydro - Phantom Load	Consumer	2009	Final	0	0	0	0	0	0	0	0	0	0
49	LDC Custom - Toronto Hydro - Summer Challenge	Consumer	2009	Final	0	0	0	0	0	0	0	0	0	0
50	LDC Custom - PowerStream - Data Centers	Business	2009	Final	0	0	0	0	0	0	0	0	0	0
51	Toronto Comprehensive Adjustment	Consumer, Business	2008	Final	0	0	0	0	0	0	0	0	0	0
52	LDC Custom - Hydro One Networks Inc. - Double Return Adjustment	Business, Industrial	2008	Final	0	0	0	0	0	0	0	0	0	0
2006 Subtotal					2,518	2,518	2,518	2,518	2,288	1,919	1,919	1,919	1,033	1,033
2007 Subtotal					3,966	2,887	2,887	2,887	2,887	1,615	248	202	202	13
2008 Subtotal					12,221	9,686	8,857	8,857	8,692	8,611	8,576	7,021	1,568	1,568
2009 Subtotal					23,063	17,922	12,832	10,793	5,391	4,999	4,996	4,882	4,010	3,708
Overall Total					41,768	33,013	27,094	25,055	19,257	17,143	15,738	14,024	6,813	6,322

OPA Conservation & Demand Management Programs

Initiative Results at End-User Level

For: Horizon Utilities Corporation

Gross Energy Savings (MWh)

#	Initiative Name	Program Name	Program Year	Results Status	2026	2027	2028	2029	2030	2031	2032	2033	2034	2035
1	Secondary Refrigerator Retirement Pilot	Consumer	2006	Final	0	0	0	0	0	0	0	0	0	0
2	Cool & Hot Savings Rebate	Consumer	2006	Final	0	0	0	0	0	0	0	0	0	0
3	Every Kilowatt Counts	Consumer	2006	Final	603	603	603	603	603	603	603	603	603	603
4	Demand Response 1	Business, Industrial	2006	Final	0	0	0	0	0	0	0	0	0	0
5	Loblaw & York Region Demand Response	Business, Industrial	2006	Final	0	0	0	0	0	0	0	0	0	0
6	Great Refrigerator Roundup	Consumer	2007	Final	0	0	0	0	0	0	0	0	0	0
7	Cool & Hot Savings Rebate	Consumer	2007	Final	0	0	0	0	0	0	0	0	0	0
8	Every Kilowatt Counts	Consumer	2007	Final	0	0	0	0	0	0	0	0	0	0
9	peaksaver®	Consumer, Business	2007	Final	0	0	0	0	0	0	0	0	0	0
10	Summer Savings	Consumer	2007	Final	0	0	0	0	0	0	0	0	0	0
11	Aboriginal	Consumer	2007	Final	0	0	0	0	0	0	0	0	0	0
12	Affordable Housing Pilot	Consumer Low-Income	2007	Final	0	0	0	0	0	0	0	0	0	0
13	Social Housing Pilot	Consumer Low-Income	2007	Final	0	0	0	0	0	0	0	0	0	0
14	Energy Efficiency Assistance for Houses Pilot	Consumer Low-Income	2007	Final	0	0	0	0	0	0	0	0	0	0
15	Electricity Retrofit Incentive	Business	2007	Final	0	0	0	0	0	0	0	0	0	0
16	Toronto Comprehensive	Business	2007	Final	0	0	0	0	0	0	0	0	0	0
17	Demand Response 1	Business, Industrial	2007	Final	0	0	0	0	0	0	0	0	0	0
18	Loblaw & York Region Demand Response	Business, Industrial	2007	Final	0	0	0	0	0	0	0	0	0	0
19	Renewable Energy Standard Offer	Consumer, Business, Industrial	2007	Final	0	0	0	0	0	0	0	0	0	0
20	Great Refrigerator Roundup	Consumer	2008	Final	0	0	0	0	0	0	0	0	0	0
21	Cool Savings Rebate	Consumer	2008	Final	0	0	0	0	0	0	0	0	0	0
22	Every Kilowatt Counts Power Savings Event	Consumer	2008	Final	0	0	0	0	0	0	0	0	0	0
23	peaksaver®	Consumer, Business	2008	Final	0	0	0	0	0	0	0	0	0	0
24	Summer Sweepstakes	Consumer	2008	Final	255	255	0	0	0	0	0	0	0	0
25	Electricity Retrofit Incentive	Consumer, Business	2008	Final	0	0	0	0	0	0	0	0	0	0
26	Toronto Comprehensive	Consumer, Consumer Low-Income, Business	2008	Final	0	0	0	0	0	0	0	0	0	0
27	High Performance New Construction	Business	2008	Final	0	0	0	0	0	0	0	0	0	0
28	Power Savings Blitz	Business	2008	Final	0	0	0	0	0	0	0	0	0	0
29	Demand Response 1	Business, Industrial	2008	Final	0	0	0	0	0	0	0	0	0	0
30	Demand Response 3	Business, Industrial	2008	Final	0	0	0	0	0	0	0	0	0	0
31	Loblaw & York Region Demand Response	Business, Industrial	2008	Final	0	0	0	0	0	0	0	0	0	0
32	Renewable Energy Standard Offer	Consumer, Business	2008	Final	0	0	0	0	0	0	0	0	0	0
33	Other Customer Based Generation	Business	2008	Final	0	0	0	0	0	0	0	0	0	0
34	LDC Custom - Hydro One Networks Inc. - Double Return	Business, Industrial	2008	Final	0	0	0	0	0	0	0	0	0	0
35	Great Refrigerator Roundup	Consumer	2009	Final	0	0	0	0	0	0	0	0	0	0
36	Cool Savings Rebate	Consumer	2009	Final	2,623	2,316	0	0	0	0	0	0	0	0
37	Every Kilowatt Counts Power Savings Event	Consumer	2009	Final	283	276	276	0	0	0	0	0	0	0
38	peaksaver®	Consumer, Business	2009	Final	0	0	0	0	0	0	0	0	0	0
39	Electricity Retrofit Incentive	Consumer, Business	2009	Final	0	0	0	0	0	0	0	0	0	0
40	Toronto Comprehensive	Consumer, Consumer Low-Income, Business,	2009	Final	0	0	0	0	0	0	0	0	0	0
41	High Performance New Construction	Business	2009	Final	595	595	595	0	0	0	0	0	0	0
42	Power Savings Blitz	Business	2009	Final	0	0	0	0	0	0	0	0	0	0
43	Multi-Family Energy Efficiency Rebates	Consumer, Consumer Low-Income	2009	Final	0	0	0	0	0	0	0	0	0	0
44	Demand Response 1	Business, Industrial	2009	Final	0	0	0	0	0	0	0	0	0	0
45	Demand Response 2	Business, Industrial	2009	Final	0	0	0	0	0	0	0	0	0	0
46	Demand Response 3	Business, Industrial	2009	Final	0	0	0	0	0	0	0	0	0	0
47	Loblaw & York Region Demand Response	Business, Industrial	2009	Final	0	0	0	0	0	0	0	0	0	0
48	LDC Custom - Thunder Bay Hydro - Phantom Load	Consumer	2009	Final	0	0	0	0	0	0	0	0	0	0
49	LDC Custom - Toronto Hydro - Summer Challenge	Consumer	2009	Final	0	0	0	0	0	0	0	0	0	0
50	LDC Custom - PowerStream - Data Centers	Business	2009	Final	0	0	0	0	0	0	0	0	0	0
51	Toronto Comprehensive Adjustment	Consumer, Business	2008	Final	0	0	0	0	0	0	0	0	0	0
52	LDC Custom - Hydro One Networks Inc. - Double Return Adjustment	Business, Industrial	2008	Final	0	0	0	0	0	0	0	0	0	0
2006 Subtotal					603	603	603	603	603	603	603	603	603	603
2007 Subtotal					0	0	0	0	0	0	0	0	0	0
2008 Subtotal					255	255	0	0	0	0	0	0	0	0
2009 Subtotal					3,500	3,186	871	0	0	0	0	0	0	0
Overall Total					4,359	4,044	1,473	603	603	603	603	603	603	603



OPA Conservation & Demand Management Programs

Initiative Results at End-User Level

For: Horizon Utilities Corporation

Gross Energy Savings (MWh)

#	Initiative Name	Program Name	Program Year	Results Status	2036	2037	2038	2039	2040	2041	2042	2043	2044	2045	2046	2047	2048	2049
1	Secondary Refrigerator Retirement Pilot	Consumer	2006	Final	0	0	0	0	0	0	0	0	0	0	0	0	0	0
2	Cool & Hot Savings Rebate	Consumer	2006	Final	0	0	0	0	0	0	0	0	0	0	0	0	0	0
3	Every Kilowatt Counts	Consumer	2006	Final	0	0	0	0	0	0	0	0	0	0	0	0	0	0
4	Demand Response 1	Business, Industrial	2006	Final	0	0	0	0	0	0	0	0	0	0	0	0	0	0
5	Loblaw & York Region Demand Response	Business, Industrial	2006	Final	0	0	0	0	0	0	0	0	0	0	0	0	0	0
6	Great Refrigerator Roundup	Consumer	2007	Final	0	0	0	0	0	0	0	0	0	0	0	0	0	0
7	Cool & Hot Savings Rebate	Consumer	2007	Final	0	0	0	0	0	0	0	0	0	0	0	0	0	0
8	Every Kilowatt Counts	Consumer	2007	Final	0	0	0	0	0	0	0	0	0	0	0	0	0	0
9	peaksaver®	Consumer, Business	2007	Final	0	0	0	0	0	0	0	0	0	0	0	0	0	0
10	Summer Savings	Consumer	2007	Final	0	0	0	0	0	0	0	0	0	0	0	0	0	0
11	Aboriginal	Consumer	2007	Final	0	0	0	0	0	0	0	0	0	0	0	0	0	0
12	Affordable Housing Pilot	Consumer Low-Income	2007	Final	0	0	0	0	0	0	0	0	0	0	0	0	0	0
13	Social Housing Pilot	Consumer Low-Income	2007	Final	0	0	0	0	0	0	0	0	0	0	0	0	0	0
14	Energy Efficiency Assistance for Houses Pilot	Consumer Low-Income	2007	Final	0	0	0	0	0	0	0	0	0	0	0	0	0	0
15	Electricity Retrofit Incentive	Business	2007	Final	0	0	0	0	0	0	0	0	0	0	0	0	0	0
16	Toronto Comprehensive	Business	2007	Final	0	0	0	0	0	0	0	0	0	0	0	0	0	0
17	Demand Response 1	Business, Industrial	2007	Final	0	0	0	0	0	0	0	0	0	0	0	0	0	0
18	Loblaw & York Region Demand Response	Business, Industrial	2007	Final	0	0	0	0	0	0	0	0	0	0	0	0	0	0
19	Renewable Energy Standard Offer	Consumer, Business, Industrial	2007	Final	0	0	0	0	0	0	0	0	0	0	0	0	0	0
20	Great Refrigerator Roundup	Consumer	2008	Final	0	0	0	0	0	0	0	0	0	0	0	0	0	0
21	Cool Savings Rebate	Consumer	2008	Final	0	0	0	0	0	0	0	0	0	0	0	0	0	0
22	Every Kilowatt Counts Power Savings Event	Consumer	2008	Final	0	0	0	0	0	0	0	0	0	0	0	0	0	0
23	peaksaver®	Consumer, Business	2008	Final	0	0	0	0	0	0	0	0	0	0	0	0	0	0
24	Summer Sweepstakes	Consumer	2008	Final	0	0	0	0	0	0	0	0	0	0	0	0	0	0
25	Electricity Retrofit Incentive	Consumer, Business	2008	Final	0	0	0	0	0	0	0	0	0	0	0	0	0	0
26	Toronto Comprehensive	Consumer, Consumer Low-Income, Business	2008	Final	0	0	0	0	0	0	0	0	0	0	0	0	0	0
27	High Performance New Construction	Business	2008	Final	0	0	0	0	0	0	0	0	0	0	0	0	0	0
28	Power Savings Blitz	Business	2008	Final	0	0	0	0	0	0	0	0	0	0	0	0	0	0
29	Demand Response 1	Business, Industrial	2008	Final	0	0	0	0	0	0	0	0	0	0	0	0	0	0
30	Demand Response 3	Business, Industrial	2008	Final	0	0	0	0	0	0	0	0	0	0	0	0	0	0
31	Loblaw & York Region Demand Response	Business, Industrial	2008	Final	0	0	0	0	0	0	0	0	0	0	0	0	0	0
32	Renewable Energy Standard Offer	Consumer, Business	2008	Final	0	0	0	0	0	0	0	0	0	0	0	0	0	0
33	Other Customer Based Generation	Business	2008	Final	0	0	0	0	0	0	0	0	0	0	0	0	0	0
34	LDC Custom - Hydro One Networks Inc. - Double Return	Business, Industrial	2008	Final	0	0	0	0	0	0	0	0	0	0	0	0	0	0
35	Great Refrigerator Roundup	Consumer	2009	Final	0	0	0	0	0	0	0	0	0	0	0	0	0	0
36	Cool Savings Rebate	Consumer	2009	Final	0	0	0	0	0	0	0	0	0	0	0	0	0	0
37	Every Kilowatt Counts Power Savings Event	Consumer	2009	Final	0	0	0	0	0	0	0	0	0	0	0	0	0	0
38	peaksaver®	Consumer, Business	2009	Final	0	0	0	0	0	0	0	0	0	0	0	0	0	0
39	Electricity Retrofit Incentive	Consumer, Business	2009	Final	0	0	0	0	0	0	0	0	0	0	0	0	0	0
40	Toronto Comprehensive	Consumer, Consumer Low-Income, Business,	2009	Final	0	0	0	0	0	0	0	0	0	0	0	0	0	0
41	High Performance New Construction	Business	2009	Final	0	0	0	0	0	0	0	0	0	0	0	0	0	0
42	Power Savings Blitz	Business	2009	Final	0	0	0	0	0	0	0	0	0	0	0	0	0	0
43	Multi-Family Energy Efficiency Rebates	Consumer, Consumer Low-Income	2009	Final	0	0	0	0	0	0	0	0	0	0	0	0	0	0
44	Demand Response 1	Business, Industrial	2009	Final	0	0	0	0	0	0	0	0	0	0	0	0	0	0
45	Demand Response 2	Business, Industrial	2009	Final	0	0	0	0	0	0	0	0	0	0	0	0	0	0
46	Demand Response 3	Business, Industrial	2009	Final	0	0	0	0	0	0	0	0	0	0	0	0	0	0
47	Loblaw & York Region Demand Response	Business, Industrial	2009	Final	0	0	0	0	0	0	0	0	0	0	0	0	0	0
48	LDC Custom - Thunder Bay Hydro - Phantom Load	Consumer	2009	Final	0	0	0	0	0	0	0	0	0	0	0	0	0	0
49	LDC Custom - Toronto Hydro - Summer Challenge	Consumer	2009	Final	0	0	0	0	0	0	0	0	0	0	0	0	0	0
50	LDC Custom - PowerStream - Data Centers	Business	2009	Final	0	0	0	0	0	0	0	0	0	0	0	0	0	0
51	Toronto Comprehensive Adjustment	Consumer, Business	2008	Final	0	0	0	0	0	0	0	0	0	0	0	0	0	0
52	LDC Custom - Hydro One Networks Inc. - Double Return Adjustment	Business, Industrial	2008	Final	0	0	0	0	0	0	0	0	0	0	0	0	0	0
2006 Subtotal					0	0	0	0	0	0	0	0	0	0	0	0	0	0
2007 Subtotal					0	0	0	0	0	0	0	0	0	0	0	0	0	0
2008 Subtotal					0	0	0	0	0	0	0	0	0	0	0	0	0	0
2009 Subtotal					0	0	0	0	0	0	0	0	0	0	0	0	0	0
Overall Total					0	0	0	0	0	0	0	0	0	0	0	0	0	0

OPA Conservation & Demand Management Programs

Initiative Results at End-User Level

For: Horizon Utilities Corporation

Gross Energy Savings (MWh)

#	Initiative Name	Program Name	Program Year	Results Status	2050
1	Secondary Refrigerator Retirement Pilot	Consumer	2006	Final	0
2	Cool & Hot Savings Rebate	Consumer	2006	Final	0
3	Every Kilowatt Counts	Consumer	2006	Final	0
4	Demand Response 1	Business, Industrial	2006	Final	0
5	Loblaw & York Region Demand Response	Business, Industrial	2006	Final	0
6	Great Refrigerator Roundup	Consumer	2007	Final	0
7	Cool & Hot Savings Rebate	Consumer	2007	Final	0
8	Every Kilowatt Counts	Consumer	2007	Final	0
9	peaksaver®	Consumer, Business	2007	Final	0
10	Summer Savings	Consumer	2007	Final	0
11	Aboriginal	Consumer	2007	Final	0
12	Affordable Housing Pilot	Consumer Low-Income	2007	Final	0
13	Social Housing Pilot	Consumer Low-Income	2007	Final	0
14	Energy Efficiency Assistance for Houses Pilot	Consumer Low-Income	2007	Final	0
15	Electricity Retrofit Incentive	Business	2007	Final	0
16	Toronto Comprehensive	Business	2007	Final	0
17	Demand Response 1	Business, Industrial	2007	Final	0
18	Loblaw & York Region Demand Response	Business, Industrial	2007	Final	0
19	Renewable Energy Standard Offer	Consumer, Business, Industrial	2007	Final	0
20	Great Refrigerator Roundup	Consumer	2008	Final	0
21	Cool Savings Rebate	Consumer	2008	Final	0
22	Every Kilowatt Counts Power Savings Event	Consumer	2008	Final	0
23	peaksaver®	Consumer, Business	2008	Final	0
24	Summer Sweepstakes	Consumer	2008	Final	0
25	Electricity Retrofit Incentive	Consumer, Business	2008	Final	0
26	Toronto Comprehensive	Consumer, Consumer Low-Income, Business	2008	Final	0
27	High Performance New Construction	Business	2008	Final	0
28	Power Savings Blitz	Business	2008	Final	0
29	Demand Response 1	Business, Industrial	2008	Final	0
30	Demand Response 3	Business, Industrial	2008	Final	0
31	Loblaw & York Region Demand Response	Business, Industrial	2008	Final	0
32	Renewable Energy Standard Offer	Consumer, Business	2008	Final	0
33	Other Customer Based Generation	Business	2008	Final	0
34	LDC Custom - Hydro One Networks Inc. - Double Return	Business, Industrial	2008	Final	0
35	Great Refrigerator Roundup	Consumer	2009	Final	0
36	Cool Savings Rebate	Consumer	2009	Final	0
37	Every Kilowatt Counts Power Savings Event	Consumer	2009	Final	0
38	peaksaver®	Consumer, Business	2009	Final	0
39	Electricity Retrofit Incentive	Consumer, Business	2009	Final	0
40	Toronto Comprehensive	Consumer, Consumer Low-Income, Business,	2009	Final	0
41	High Performance New Construction	Business	2009	Final	0
42	Power Savings Blitz	Business	2009	Final	0
43	Multi-Family Energy Efficiency Rebates	Consumer, Consumer Low-Income	2009	Final	0
44	Demand Response 1	Business, Industrial	2009	Final	0
45	Demand Response 2	Business, Industrial	2009	Final	0
46	Demand Response 3	Business, Industrial	2009	Final	0
47	Loblaw & York Region Demand Response	Business, Industrial	2009	Final	0
48	LDC Custom - Thunder Bay Hydro - Phantom Load	Consumer	2009	Final	0
49	LDC Custom - Toronto Hydro - Summer Challenge	Consumer	2009	Final	0
50	LDC Custom - PowerStream - Data Centers	Business	2009	Final	0
51	Toronto Comprehensive Adjustment	Consumer, Business	2008	Final	0
52	LDC Custom - Hydro One Networks Inc. - Double Return Adjustment	Business, Industrial	2008	Final	0
2006 Subtotal					0
2007 Subtotal					0
2008 Subtotal					0
2009 Subtotal					0
Overall Total					0

OPA Conservation & Demand Management Programs

Initiative Results at End-User Level

For: Province Wide

Net Summer Peak Demand Savings (MW)

#	Initiative Name	Program Name	Program Year	Results Status		2006	2007	2008	2009	2010	2011	2012	2013	2014	2015	2016	2017
1	Secondary Refrigerator Retirement Pilot	Consumer	2006	Final	#	1.27	1.27	1.27	1.27	1.27	1.27	0.00	0.00	0.00	0.00	0.00	0.00
2	Cool & Hot Savings Rebate	Consumer	2006	Final	#	12.80	12.80	12.80	12.80	12.80	12.80	12.80	12.80	9.09	9.09	9.09	9.09
3	Every Kilowatt Counts	Consumer	2006	Final	#	4.23	4.23	4.23	4.23	4.23	4.23	4.23	4.23	4.23	4.23	4.23	4.23
4	Demand Response 1	Business, Industrial	2006	Final	#	265.60	0.00	0.00	0.00	0.00	0.00	0.00	0.00	0.00	0.00	0.00	0.00
5	Loblaw & York Region Demand Response	Business, Industrial	2006	Final	#	13.00	0.00	0.00	0.00	0.00	0.00	0.00	0.00	0.00	0.00	0.00	0.00
6	Great Refrigerator Roundup	Consumer	2007	Final	#	0.00	1.74	1.74	1.74	1.74	1.55	1.55	1.55	1.55	1.19	0.00	0.00
7	Cool & Hot Savings Rebate	Consumer	2007	Final	#	0.00	14.57	14.57	14.57	14.57	14.57	13.44	13.44	13.44	13.44	13.44	13.44
8	Every Kilowatt Counts	Consumer	2007	Final	#	0.00	5.07	4.59	4.59	4.59	4.59	4.59	4.59	4.59	1.12	1.12	0.05
9	peaksaver®	Consumer, Business	2007	Final	#	0.00	13.32	13.32	13.32	13.32	13.32	13.32	13.32	13.32	13.32	13.32	13.32
10	Summer Savings	Consumer	2007	Final	#	0.00	45.35	13.52	6.51	6.51	6.51	6.51	6.51	6.51	6.45	6.45	6.45
11	Aboriginal	Consumer	2007	Final	#	0.00	0.95	0.95	0.95	0.95	0.00	0.00	0.00	0.00	0.00	0.00	0.00
12	Affordable Housing Pilot	Consumer Low-Income	2007	Final	#	0.00	0.31	0.31	0.31	0.31	0.31	0.31	0.31	0.31	0.31	0.31	0.31
13	Social Housing Pilot	Consumer Low-Income	2007	Final	#	0.00	1.40	1.40	1.40	1.40	1.40	1.40	1.40	1.40	1.40	1.40	0.00
14	Energy Efficiency Assistance for Houses Pilot	Consumer Low-Income	2007	Final	#	0.00	0.50	0.50	0.50	0.50	0.50	0.50	0.50	0.50	0.50	0.50	0.50
15	Electricity Retrofit Incentive	Business	2007	Final	#	0.00	1.80	1.80	1.80	1.80	1.80	0.00	0.00	0.00	0.00	0.00	0.00
16	Toronto Comprehensive	Business	2007	Final	#	0.00	130.90	130.90	130.90	130.90	130.90	0.00	0.00	0.00	0.00	0.00	0.00
17	Demand Response 1	Business, Industrial	2007	Final	#	0.00	317.35	0.00	0.00	0.00	0.00	0.00	0.00	0.00	0.00	0.00	0.00
18	Loblaw & York Region Demand Response	Business, Industrial	2007	Final	#	0.00	26.40	0.00	0.00	0.00	0.00	0.00	0.00	0.00	0.00	0.00	0.00
19	Renewable Energy Standard Offer	Consumer, Business, Industrial	2007	Final	#	0.00	2.36	2.36	2.36	2.36	2.36	2.36	2.36	2.36	2.36	2.36	2.36
20	Great Refrigerator Roundup	Consumer	2008	Final	#	0.00	0.00	3.67	3.67	3.67	3.67	3.55	3.55	3.55	3.55	2.75	0.00
21	Cool Savings Rebate	Consumer	2008	Final	#	0.00	0.00	14.82	14.82	14.82	14.82	14.82	14.82	14.82	14.82	14.82	14.82
22	Every Kilowatt Counts Power Savings Event	Consumer	2008	Final	#	0.00	0.00	6.48	6.19	6.19	6.19	5.62	5.62	4.33	3.89	2.85	2.30
23	peaksaver®	Consumer, Business	2008	Final	#	0.00	0.00	34.05	34.05	34.05	34.05	34.05	34.05	34.05	34.05	34.05	34.05
24	Summer Sweepstakes	Consumer	2008	Final	#	0.00	0.00	9.50	5.45	5.45	5.45	5.45	5.45	5.45	5.45	5.26	5.26
25	Electricity Retrofit Incentive	Consumer, Business	2008	Final	#	0.00	0.00	10.01	10.01	10.01	10.01	10.01	10.01	10.01	10.01	9.86	9.86
26	Toronto Comprehensive	Consumer, Consumer Low-Income, Business	2008	Final	#	0.00	0.00	10.30	10.30	10.27	10.27	10.27	10.27	10.27	10.27	8.32	4.88
27	High Performance New Construction	Business	2008	Final	#	0.00	0.00	0.34	0.34	0.34	0.34	0.34	0.34	0.34	0.34	0.34	0.34
28	Power Savings Blitz	Business	2008	Final	#	0.00	0.00	0.44	0.44	0.36	0.36	0.36	0.36	0.36	0.36	0.36	0.36
29	Demand Response 1	Business, Industrial	2008	Final	#	0.00	0.00	439.55	0.00	0.00	0.00	0.00	0.00	0.00	0.00	0.00	0.00
30	Demand Response 3	Business, Industrial	2008	Final	#	0.00	0.00	85.00	0.00	0.00	0.00	0.00	0.00	0.00	0.00	0.00	0.00
31	Loblaw & York Region Demand Response	Business, Industrial	2008	Final	#	0.00	0.00	29.21	0.00	0.00	0.00	0.00	0.00	0.00	0.00	0.00	0.00
32	Renewable Energy Standard Offer	Consumer, Business	2008	Final	#	0.00	0.00	1.78	1.78	1.78	1.78	1.78	1.78	1.78	1.78	1.78	1.78
33	Other Customer Based Generation	Business	2008	Final	#	0.00	0.00	7.30	7.30	7.30	7.30	7.30	7.30	7.30	7.30	7.30	7.30
34	LDC Custom - Hydro One Networks Inc. - Double Return	Business, Industrial	2008	Final	#	0.00	0.00	52.00	0.00	0.00	0.00	0.00	0.00	0.00	0.00	0.00	0.00
35	Great Refrigerator Roundup	Consumer	2009	Final	#	0.00	0.00	0.00	5.04	5.04	5.04	4.88	3.49	0.00	0.00	0.00	0.00
36	Cool Savings Rebate	Consumer	2009	Final	#	0.00	0.00	0.00	18.93	18.93	18.93	18.84	18.83	18.82	18.82	18.82	18.82
37	Every Kilowatt Counts Power Savings Event	Consumer	2009	Final	#	0.00	0.00	0.00	5.06	4.98	4.98	4.98	4.96	4.96	4.59	4.59	3.51
38	peaksaver®	Consumer, Business	2009	Final	#	0.00	0.00	0.00	25.72	25.72	25.72	25.72	25.72	25.72	25.72	25.72	25.72
39	Electricity Retrofit Incentive	Consumer, Business	2009	Final	#	0.00	0.00	0.00	19.90	19.90	19.90	19.90	19.90	19.90	19.90	17.70	17.70
40	Toronto Comprehensive	Consumer, Consumer Low-Income, Business,	2009	Final	#	0.00	0.00	0.00	12.31	12.31	12.31	12.31	12.31	12.31	12.31	11.74	9.85
41	High Performance New Construction	Business	2009	Final	#	0.00	0.00	0.00	3.88	3.88	3.88	3.88	3.88	3.88	3.88	3.88	3.88
42	Power Savings Blitz	Business	2009	Final	#	0.00	0.00	0.00	44.60	44.60	44.60	44.60	44.60	44.60	44.60	44.60	44.60
43	Multi-Family Energy Efficiency Rebates	Consumer, Consumer Low-Income	2009	Final	#	0.00	0.00	0.00	0.30	0.30	0.30	0.30	0.30	0.30	0.30	0.30	0.30
44	Demand Response 1	Business, Industrial	2009	Final	#	0.00	0.00	0.00	175.25	0.00	0.00	0.00	0.00	0.00	0.00	0.00	0.00
45	Demand Response 2	Business, Industrial	2009	Final	#	0.00	0.00	0.00	119.00	0.00	0.00	0.00	0.00	0.00	0.00	0.00	0.00
46	Demand Response 3	Business, Industrial	2009	Final	#	0.00	0.00	0.00	170.00	0.00	0.00	0.00	0.00	0.00	0.00	0.00	0.00
47	Loblaw & York Region Demand Response	Business, Industrial	2009	Final	#	0.00	0.00	0.00	29.21	0.00	0.00	0.00	0.00	0.00	0.00	0.00	0.00
48	LDC Custom - Thunder Bay Hydro - Phantom Load	Consumer	2009	Final	#	0.00	0.00	0.00	0.01	0.00	0.00	0.00	0.00	0.00	0.00	0.00	0.00
49	LDC Custom - Toronto Hydro - Summer Challenge	Consumer	2009	Final	#	0.00	0.00	0.00	0.33	0.00	0.00	0.00	0.00	0.00	0.00	0.00	0.00
50	LDC Custom - PowerStream - Data Centers	Business	2009	Final	#	0.00	0.00	0.00	0.25	0.25	0.25	0.25	0.25	0.25	0.25	0.25	0.25
51	Toronto Comprehensive Adjustment	Consumer, Business	2008	Final		0.00	0.00	4.30	4.30	4.30	4.30	4.30	4.30	3.60	0.00	0.00	0.00
52	LDC Custom - Hydro One Networks Inc. - Double Return Adjustment	Business, Industrial	2008	Final		0.00	0.00	-7.00	0.00	0.00	0.00	0.00	0.00	0.00	0.00	0.00	0.00
2006 Subtotal						296.90	18.30	18.30	18.30	18.30	18.30	17.03	17.03	13.32	13.32	13.32	13.32
2007 Subtotal						0.00	562.02	185.97	178.96	178.96	177.83	44.00	44.00	44.00	40.10	38.91	36.44
2008 Subtotal						0.00	0.00	701.75	98.65	98.54	98.54	97.86	97.86	95.86	91.82	87.69	80.96
2009 Subtotal						0.00	0.00	0.00	629.79	135.91	135.91	135.66	134.23	130.74	130.37	127.60	124.63
Overall Total						296.90	580.32	913.01	925.69	431.70	430.57	294.55	293.12	283.91	275.61	267.52	255.34

OPA Conservation & Demand Management Programs

Initiative Results at End-User Level

For: Province Wide

Net Summer Peak Demand Savings (MW)

#	Initiative Name	Program Name	Program Year	Results Status	2018	2019	2020	2021	2022	2023	2024	2025	2026	2027	2028	2029
1	Secondary Refrigerator Retirement Pilot	Consumer	2006	Final	0.00	0.00	0.00	0.00	0.00	0.00	0.00	0.00	0.00	0.00	0.00	0.00
2	Cool & Hot Savings Rebate	Consumer	2006	Final	9.09	9.09	3.92	2.07	2.07	2.07	0.00	0.00	0.00	0.00	0.00	0.00
3	Every Kilowatt Counts	Consumer	2006	Final	4.23	4.23	4.23	3.49	3.49	3.49	0.16	0.16	0.00	0.00	0.00	0.00
4	Demand Response 1	Business, Industrial	2006	Final	0.00	0.00	0.00	0.00	0.00	0.00	0.00	0.00	0.00	0.00	0.00	0.00
5	Loblaw & York Region Demand Response	Business, Industrial	2006	Final	0.00	0.00	0.00	0.00	0.00	0.00	0.00	0.00	0.00	0.00	0.00	0.00
6	Great Refrigerator Roundup	Consumer	2007	Final	0.00	0.00	0.00	0.00	0.00	0.00	0.00	0.00	0.00	0.00	0.00	0.00
7	Cool & Hot Savings Rebate	Consumer	2007	Final	13.44	13.44	13.44	13.44	2.49	2.49	2.49	0.00	0.00	0.00	0.00	0.00
8	Every Kilowatt Counts	Consumer	2007	Final	0.05	0.05	0.05	0.05	0.05	0.02	0.02	0.00	0.00	0.00	0.00	0.00
9	peaksaver®	Consumer, Business	2007	Final	13.32	0.00	0.00	0.00	0.00	0.00	0.00	0.00	0.00	0.00	0.00	0.00
10	Summer Savings	Consumer	2007	Final	6.45	6.45	6.45	0.00	0.00	0.00	0.00	0.00	0.00	0.00	0.00	0.00
11	Aboriginal	Consumer	2007	Final	0.00	0.00	0.00	0.00	0.00	0.00	0.00	0.00	0.00	0.00	0.00	0.00
12	Affordable Housing Pilot	Consumer Low-Income	2007	Final	0.31	0.31	0.31	0.00	0.00	0.00	0.00	0.00	0.00	0.00	0.00	0.00
13	Social Housing Pilot	Consumer Low-Income	2007	Final	0.00	0.00	0.00	0.00	0.00	0.00	0.00	0.00	0.00	0.00	0.00	0.00
14	Energy Efficiency Assistance for Houses Pilot	Consumer Low-Income	2007	Final	0.50	0.50	0.50	0.50	0.50	0.50	0.50	0.50	0.00	0.00	0.00	0.00
15	Electricity Retrofit Incentive	Business	2007	Final	0.00	0.00	0.00	0.00	0.00	0.00	0.00	0.00	0.00	0.00	0.00	0.00
16	Toronto Comprehensive	Business	2007	Final	0.00	0.00	0.00	0.00	0.00	0.00	0.00	0.00	0.00	0.00	0.00	0.00
17	Demand Response 1	Business, Industrial	2007	Final	0.00	0.00	0.00	0.00	0.00	0.00	0.00	0.00	0.00	0.00	0.00	0.00
18	Loblaw & York Region Demand Response	Business, Industrial	2007	Final	0.00	0.00	0.00	0.00	0.00	0.00	0.00	0.00	0.00	0.00	0.00	0.00
19	Renewable Energy Standard Offer	Consumer, Business, Industrial	2007	Final	2.36	2.36	2.36	2.36	2.36	2.36	2.36	2.36	2.36	0.00	0.00	0.00
20	Great Refrigerator Roundup	Consumer	2008	Final	0.00	0.00	0.00	0.00	0.00	0.00	0.00	0.00	0.00	0.00	0.00	0.00
21	Cool Savings Rebate	Consumer	2008	Final	14.82	14.82	14.82	14.82	14.82	12.02	12.02	12.02	0.00	0.00	0.00	0.00
22	Every Kilowatt Counts Power Savings Event	Consumer	2008	Final	2.03	2.03	0.99	0.99	0.99	0.99	0.00	0.00	0.00	0.00	0.00	0.00
23	peaksaver®	Consumer, Business	2008	Final	34.05	34.05	34.05	0.00	0.00	0.00	0.00	0.00	0.00	0.00	0.00	0.00
24	Summer Sweepstakes	Consumer	2008	Final	5.20	5.20	5.20	5.14	5.11	4.86	4.86	4.86	4.86	4.86	0.00	0.00
25	Electricity Retrofit Incentive	Consumer, Business	2008	Final	9.86	9.86	9.86	9.86	9.86	9.57	0.00	0.00	0.00	0.00	0.00	0.00
26	Toronto Comprehensive	Consumer, Consumer Low-Income, Business	2008	Final	4.87	4.87	4.79	4.79	4.79	4.69	0.45	0.45	0.45	0.45	0.00	0.00
27	High Performance New Construction	Business	2008	Final	0.34	0.34	0.34	0.34	0.00	0.00	0.00	0.00	0.00	0.00	0.00	0.00
28	Power Savings Blitz	Business	2008	Final	0.36	0.36	0.36	0.36	0.36	0.01	0.00	0.00	0.00	0.00	0.00	0.00
29	Demand Response 1	Business, Industrial	2008	Final	0.00	0.00	0.00	0.00	0.00	0.00	0.00	0.00	0.00	0.00	0.00	0.00
30	Demand Response 3	Business, Industrial	2008	Final	0.00	0.00	0.00	0.00	0.00	0.00	0.00	0.00	0.00	0.00	0.00	0.00
31	Loblaw & York Region Demand Response	Business, Industrial	2008	Final	0.00	0.00	0.00	0.00	0.00	0.00	0.00	0.00	0.00	0.00	0.00	0.00
32	Renewable Energy Standard Offer	Consumer, Business	2008	Final	1.78	1.78	1.78	1.78	1.78	1.78	1.78	1.78	1.78	1.78	0.00	0.00
33	Other Customer Based Generation	Business	2008	Final	7.30	7.30	7.30	7.30	7.30	7.30	7.30	7.30	7.30	7.30	0.00	0.00
34	LDC Custom - Hydro One Networks Inc. - Double Return	Business, Industrial	2008	Final	0.00	0.00	0.00	0.00	0.00	0.00	0.00	0.00	0.00	0.00	0.00	0.00
35	Great Refrigerator Roundup	Consumer	2009	Final	0.00	0.00	0.00	0.00	0.00	0.00	0.00	0.00	0.00	0.00	0.00	0.00
36	Cool Savings Rebate	Consumer	2009	Final	18.82	18.53	18.53	18.53	18.53	18.53	18.08	18.08	18.08	13.30	0.00	0.00
37	Every Kilowatt Counts Power Savings Event	Consumer	2009	Final	3.51	3.12	3.12	1.58	1.58	1.51	0.26	0.12	0.12	0.07	0.07	0.00
38	peaksaver®	Consumer, Business	2009	Final	25.72	25.72	25.72	25.72	0.00	0.00	0.00	0.00	0.00	0.00	0.00	0.00
39	Electricity Retrofit Incentive	Consumer, Business	2009	Final	17.70	17.70	0.00	0.00	0.00	0.00	0.00	0.00	0.00	0.00	0.00	0.00
40	Toronto Comprehensive	Consumer, Consumer Low-Income, Business,	2009	Final	8.59	8.59	5.88	3.07	3.07	3.07	3.07	3.07	3.07	3.07	3.07	0.42
41	High Performance New Construction	Business	2009	Final	3.88	3.88	3.88	3.88	3.88	3.88	3.88	3.88	3.88	3.88	3.88	0.00
42	Power Savings Blitz	Business	2009	Final	0.00	0.00	0.00	0.00	0.00	0.00	0.00	0.00	0.00	0.00	0.00	0.00
43	Multi-Family Energy Efficiency Rebates	Consumer, Consumer Low-Income	2009	Final	0.30	0.30	0.30	0.30	0.00	0.00	0.00	0.00	0.00	0.00	0.00	0.00
44	Demand Response 1	Business, Industrial	2009	Final	0.00	0.00	0.00	0.00	0.00	0.00	0.00	0.00	0.00	0.00	0.00	0.00
45	Demand Response 2	Business, Industrial	2009	Final	0.00	0.00	0.00	0.00	0.00	0.00	0.00	0.00	0.00	0.00	0.00	0.00
46	Demand Response 3	Business, Industrial	2009	Final	0.00	0.00	0.00	0.00	0.00	0.00	0.00	0.00	0.00	0.00	0.00	0.00
47	Loblaw & York Region Demand Response	Business, Industrial	2009	Final	0.00	0.00	0.00	0.00	0.00	0.00	0.00	0.00	0.00	0.00	0.00	0.00
48	LDC Custom - Thunder Bay Hydro - Phantom Load	Consumer	2009	Final	0.00	0.00	0.00	0.00	0.00	0.00	0.00	0.00	0.00	0.00	0.00	0.00
49	LDC Custom - Toronto Hydro - Summer Challenge	Consumer	2009	Final	0.00	0.00	0.00	0.00	0.00	0.00	0.00	0.00	0.00	0.00	0.00	0.00
50	LDC Custom - PowerStream - Data Centers	Business	2009	Final	0.25	0.25	0.25	0.25	0.25	0.25	0.25	0.25	0.25	0.25	0.25	0.00
51	Toronto Comprehensive Adjustment	Consumer, Business	2008	Final	0.00	0.00	0.00	0.00	0.00	0.00	0.00	0.00	0.00	0.00	0.00	0.00
52	LDC Custom - Hydro One Networks Inc. - Double Return Adjustment	Business, Industrial	2008	Final	0.00	0.00	0.00	0.00	0.00	0.00	0.00	0.00	0.00	0.00	0.00	0.00
2006 Subtotal					13.32	13.32	8.15	5.56	5.56	5.56	0.16	0.16	0.00	0.00	0.00	0.00
2007 Subtotal					36.44	23.11	23.11	16.35	5.40	5.38	5.38	2.86	2.36	0.00	0.00	0.00
2008 Subtotal					80.61	80.61	79.50	45.38	45.01	41.21	26.41	26.41	14.39	14.39	0.00	0.00
2009 Subtotal					78.77	78.09	57.68	53.34	27.32	27.25	25.55	25.41	25.41	20.57	7.28	0.42
Overall Total					209.13	195.13	168.44	120.63	83.31	79.40	57.49	54.83	42.15	34.96	7.28	0.42



OPA Conservation & Demand Management Programs

Initiative Results at End-User Level

For: Province Wide

Net Summer Peak Demand Savings (MW)

#	Initiative Name	Program Name	Program Year	Results Status	2030	2031	2032	2033	2034	2035
1	Secondary Refrigerator Retirement Pilot	Consumer	2006	Final	0.00	0.00	0.00	0.00	0.00	0.00
2	Cool & Hot Savings Rebate	Consumer	2006	Final	0.00	0.00	0.00	0.00	0.00	0.00
3	Every Kilowatt Counts	Consumer	2006	Final	0.00	0.00	0.00	0.00	0.00	0.00
4	Demand Response 1	Business, Industrial	2006	Final	0.00	0.00	0.00	0.00	0.00	0.00
5	Loblaw & York Region Demand Response	Business, Industrial	2006	Final	0.00	0.00	0.00	0.00	0.00	0.00
6	Great Refrigerator Roundup	Consumer	2007	Final	0.00	0.00	0.00	0.00	0.00	0.00
7	Cool & Hot Savings Rebate	Consumer	2007	Final	0.00	0.00	0.00	0.00	0.00	0.00
8	Every Kilowatt Counts	Consumer	2007	Final	0.00	0.00	0.00	0.00	0.00	0.00
9	peaksaver®	Consumer, Business	2007	Final	0.00	0.00	0.00	0.00	0.00	0.00
10	Summer Savings	Consumer	2007	Final	0.00	0.00	0.00	0.00	0.00	0.00
11	Aboriginal	Consumer	2007	Final	0.00	0.00	0.00	0.00	0.00	0.00
12	Affordable Housing Pilot	Consumer Low-Income	2007	Final	0.00	0.00	0.00	0.00	0.00	0.00
13	Social Housing Pilot	Consumer Low-Income	2007	Final	0.00	0.00	0.00	0.00	0.00	0.00
14	Energy Efficiency Assistance for Houses Pilot	Consumer Low-Income	2007	Final	0.00	0.00	0.00	0.00	0.00	0.00
15	Electricity Retrofit Incentive	Business	2007	Final	0.00	0.00	0.00	0.00	0.00	0.00
16	Toronto Comprehensive	Business	2007	Final	0.00	0.00	0.00	0.00	0.00	0.00
17	Demand Response 1	Business, Industrial	2007	Final	0.00	0.00	0.00	0.00	0.00	0.00
18	Loblaw & York Region Demand Response	Business, Industrial	2007	Final	0.00	0.00	0.00	0.00	0.00	0.00
19	Renewable Energy Standard Offer	Consumer, Business, Industrial	2007	Final	0.00	0.00	0.00	0.00	0.00	0.00
20	Great Refrigerator Roundup	Consumer	2008	Final	0.00	0.00	0.00	0.00	0.00	0.00
21	Cool Savings Rebate	Consumer	2008	Final	0.00	0.00	0.00	0.00	0.00	0.00
22	Every Kilowatt Counts Power Savings Event	Consumer	2008	Final	0.00	0.00	0.00	0.00	0.00	0.00
23	peaksaver®	Consumer, Business	2008	Final	0.00	0.00	0.00	0.00	0.00	0.00
24	Summer Sweepstakes	Consumer	2008	Final	0.00	0.00	0.00	0.00	0.00	0.00
25	Electricity Retrofit Incentive	Consumer, Business	2008	Final	0.00	0.00	0.00	0.00	0.00	0.00
26	Toronto Comprehensive	Consumer, Consumer Low-Income, Business	2008	Final	0.00	0.00	0.00	0.00	0.00	0.00
27	High Performance New Construction	Business	2008	Final	0.00	0.00	0.00	0.00	0.00	0.00
28	Power Savings Blitz	Business	2008	Final	0.00	0.00	0.00	0.00	0.00	0.00
29	Demand Response 1	Business, Industrial	2008	Final	0.00	0.00	0.00	0.00	0.00	0.00
30	Demand Response 3	Business, Industrial	2008	Final	0.00	0.00	0.00	0.00	0.00	0.00
31	Loblaw & York Region Demand Response	Business, Industrial	2008	Final	0.00	0.00	0.00	0.00	0.00	0.00
32	Renewable Energy Standard Offer	Consumer, Business	2008	Final	0.00	0.00	0.00	0.00	0.00	0.00
33	Other Customer Based Generation	Business	2008	Final	0.00	0.00	0.00	0.00	0.00	0.00
34	LDC Custom - Hydro One Networks Inc. - Double Return	Business, Industrial	2008	Final	0.00	0.00	0.00	0.00	0.00	0.00
35	Great Refrigerator Roundup	Consumer	2009	Final	0.00	0.00	0.00	0.00	0.00	0.00
36	Cool Savings Rebate	Consumer	2009	Final	0.00	0.00	0.00	0.00	0.00	0.00
37	Every Kilowatt Counts Power Savings Event	Consumer	2009	Final	0.00	0.00	0.00	0.00	0.00	0.00
38	peaksaver®	Consumer, Business	2009	Final	0.00	0.00	0.00	0.00	0.00	0.00
39	Electricity Retrofit Incentive	Consumer, Business	2009	Final	0.00	0.00	0.00	0.00	0.00	0.00
40	Toronto Comprehensive	Consumer, Consumer Low-Income, Business,	2009	Final	0.00	0.00	0.00	0.00	0.00	0.00
41	High Performance New Construction	Business	2009	Final	0.00	0.00	0.00	0.00	0.00	0.00
42	Power Savings Blitz	Business	2009	Final	0.00	0.00	0.00	0.00	0.00	0.00
43	Multi-Family Energy Efficiency Rebates	Consumer, Consumer Low-Income	2009	Final	0.00	0.00	0.00	0.00	0.00	0.00
44	Demand Response 1	Business, Industrial	2009	Final	0.00	0.00	0.00	0.00	0.00	0.00
45	Demand Response 2	Business, Industrial	2009	Final	0.00	0.00	0.00	0.00	0.00	0.00
46	Demand Response 3	Business, Industrial	2009	Final	0.00	0.00	0.00	0.00	0.00	0.00
47	Loblaw & York Region Demand Response	Business, Industrial	2009	Final	0.00	0.00	0.00	0.00	0.00	0.00
48	LDC Custom - Thunder Bay Hydro - Phantom Load	Consumer	2009	Final	0.00	0.00	0.00	0.00	0.00	0.00
49	LDC Custom - Toronto Hydro - Summer Challenge	Consumer	2009	Final	0.00	0.00	0.00	0.00	0.00	0.00
50	LDC Custom - PowerStream - Data Centers	Business	2009	Final	0.00	0.00	0.00	0.00	0.00	0.00
51	Toronto Comprehensive Adjustment	Consumer, Business	2008	Final	0.00	0.00	0.00	0.00	0.00	0.00
52	LDC Custom - Hydro One Networks Inc. - Double Return Adjustment	Business, Industrial	2008	Final	0.00	0.00	0.00	0.00	0.00	0.00
2006 Subtotal					0.00	0.00	0.00	0.00	0.00	0.00
2007 Subtotal					0.00	0.00	0.00	0.00	0.00	0.00
2008 Subtotal					0.00	0.00	0.00	0.00	0.00	0.00
2009 Subtotal					0.00	0.00	0.00	0.00	0.00	0.00
Overall Total					0.00	0.00	0.00	0.00	0.00	0.00

OPA Conservation & Demand Management Programs

Initiative Results at End-User Level

For: Province Wide

Net Energy Savings (MWh)

#	Initiative Name	Program Name	Program Year	Results Status		2006	2007	2008	2009	2010	2011	2012	2013	2014	2015	2016	2017
1	Secondary Refrigerator Retirement Pilot	Consumer	2006	Final	#	5,595	5,595	5,595	5,595	5,595	5,595	0	0	0	0	0	0
2	Cool & Hot Savings Rebate	Consumer	2006	Final	#	13,812	13,812	13,812	13,812	13,812	13,812	13,812	13,812	10,190	10,190	10,190	10,190
3	Every Kilowatt Counts	Consumer	2006	Final	#	358,395	358,395	358,395	358,395	46,208	46,208	46,208	46,208	46,208	46,208	43,094	43,094
4	Demand Response 1	Business, Industrial	2006	Final	#	0	0	0	0	0	0	0	0	0	0	0	0
5	Loblaw & York Region Demand Response	Business, Industrial	2006	Final	#	0	0	0	0	0	0	0	0	0	0	0	0
6	Great Refrigerator Roundup	Consumer	2007	Final	#	0	13,646	13,646	13,646	13,646	13,607	13,568	13,568	13,568	11,025	0	0
7	Cool & Hot Savings Rebate	Consumer	2007	Final	#	0	21,842	21,842	21,842	21,842	21,842	20,807	20,807	20,807	20,807	20,807	20,807
8	Every Kilowatt Counts	Consumer	2007	Final	#	0	130,931	129,330	129,330	129,330	129,330	124,914	124,914	124,914	10,145	10,145	1,912
9	peaksaver®	Consumer, Business	2007	Final	#	0	0	0	0	0	0	0	0	0	0	0	0
10	Summer Savings	Consumer	2007	Final	#	0	81,007	13,654	5,168	5,168	5,168	5,168	5,168	5,168	3,282	3,282	3,282
11	Aboriginal	Consumer	2007	Final	#	0	19,797	19,797	19,797	19,797	0	0	0	0	0	0	0
12	Affordable Housing Pilot	Consumer Low-Income	2007	Final	#	0	4,254	4,254	4,254	4,254	4,254	4,254	4,254	4,254	4,254	4,254	4,254
13	Social Housing Pilot	Consumer Low-Income	2007	Final	#	0	11,900	11,900	11,900	11,900	11,900	11,900	11,900	11,900	11,900	11,900	0
14	Energy Efficiency Assistance for Houses Pilot	Consumer Low-Income	2007	Final	#	0	2,300	2,300	2,300	2,300	2,300	2,300	2,300	2,300	2,300	2,300	2,300
15	Electricity Retrofit Incentive	Business	2007	Final	#	0	5,000	5,000	5,000	5,000	5,000	0	0	0	0	0	0
16	Toronto Comprehensive	Business	2007	Final	#	0	165,690	165,690	165,690	165,690	165,690	0	0	0	0	0	0
17	Demand Response 1	Business, Industrial	2007	Final	#	0	0	0	0	0	0	0	0	0	0	0	0
18	Loblaw & York Region Demand Response	Business, Industrial	2007	Final	#	0	0	0	0	0	0	0	0	0	0	0	0
19	Renewable Energy Standard Offer	Consumer, Business, Industrial	2007	Final	#	0	8,727	8,727	8,727	8,727	8,727	8,727	8,727	8,727	8,727	8,727	8,727
20	Great Refrigerator Roundup	Consumer	2008	Final	#	0	0	33,978	33,978	33,978	33,978	33,922	33,865	33,865	33,865	26,805	0
21	Cool Savings Rebate	Consumer	2008	Final	#	0	0	23,394	23,394	23,394	23,394	23,394	23,394	23,394	23,394	23,394	23,394
22	Every Kilowatt Counts Power Savings Event	Consumer	2008	Final	#	0	0	118,754	118,237	118,237	118,237	100,356	100,356	81,735	67,824	42,822	42,276
23	peaksaver®	Consumer, Business	2008	Final	#	0	0	681	681	681	681	681	681	681	681	681	681
24	Summer Sweepstakes	Consumer	2008	Final	#	0	0	37,551	13,550	13,550	13,550	13,550	13,550	13,550	13,550	7,423	7,423
25	Electricity Retrofit Incentive	Consumer, Business	2008	Final	#	0	0	54,593	54,593	54,593	54,593	54,593	54,593	54,593	54,593	50,140	50,140
26	Toronto Comprehensive	Consumer, Consumer Low-Income, Business	2008	Final	#	0	0	58,059	58,032	57,546	57,546	57,546	57,365	57,365	57,365	52,847	40,203
27	High Performance New Construction	Business	2008	Final	#	0	0	287	287	287	287	287	287	287	287	287	287
28	Power Savings Blitz	Business	2008	Final	#	0	0	3,205	3,205	2,627	2,627	2,627	2,627	2,627	2,606	2,606	2,606
29	Demand Response 1	Business, Industrial	2008	Final	#	0	0	0	0	0	0	0	0	0	0	0	0
30	Demand Response 3	Business, Industrial	2008	Final	#	0	0	0	0	0	0	0	0	0	0	0	0
31	Loblaw & York Region Demand Response	Business, Industrial	2008	Final	#	0	0	0	0	0	0	0	0	0	0	0	0
32	Renewable Energy Standard Offer	Consumer, Business	2008	Final	#	0	0	5,068	5,068	5,068	5,068	5,068	5,068	5,068	5,068	5,068	5,068
33	Other Customer Based Generation	Business	2008	Final	#	0	0	27,498	27,498	27,498	27,498	27,498	27,498	27,498	27,498	27,498	27,498
34	LDC Custom - Hydro One Networks Inc. - Double Return	Business, Industrial	2008	Final	#	0	0	0	0	0	0	0	0	0	0	0	0
35	Great Refrigerator Roundup	Consumer	2009	Final	#	0	0	0	33,784	33,784	33,784	33,632	25,041	0	0	0	0
36	Cool Savings Rebate	Consumer	2009	Final	#	0	0	0	28,747	28,747	28,747	28,645	28,498	28,325	28,325	28,325	28,325
37	Every Kilowatt Counts Power Savings Event	Consumer	2009	Final	#	0	0	0	49,987	47,913	47,913	47,910	47,591	45,714	36,395	36,192	23,148
38	peaksaver®	Consumer, Business	2009	Final	#	0	0	0	47	47	47	47	47	47	47	47	47
39	Electricity Retrofit Incentive	Consumer, Business	2009	Final	#	0	0	0	143,200	143,200	143,200	143,200	143,200	143,200	129,099	119,300	119,300
40	Toronto Comprehensive	Consumer, Consumer Low-Income, Business,	2009	Final	#	0	0	0	63,120	63,120	63,120	63,120	63,120	63,120	59,020	49,391	32,832
41	High Performance New Construction	Business	2009	Final	#	0	0	0	8,849	8,849	8,849	8,849	8,849	8,849	8,849	8,849	8,849
42	Power Savings Blitz	Business	2009	Final	#	0	0	0	174,000	174,000	174,000	174,000	174,000	174,000	174,000	174,000	98,000
43	Multi-Family Energy Efficiency Rebates	Consumer, Consumer Low-Income	2009	Final	#	0	0	0	1,600	1,600	1,600	1,600	1,600	1,600	1,600	1,600	1,600
44	Demand Response 1	Business, Industrial	2009	Final	#	0	0	0	7,700	0	0	0	0	0	0	0	0
45	Demand Response 2	Business, Industrial	2009	Final	#	0	0	0	73,300	0	0	0	0	0	0	0	0
46	Demand Response 3	Business, Industrial	2009	Final	#	0	0	0	1,400	0	0	0	0	0	0	0	0
47	Loblaw & York Region Demand Response	Business, Industrial	2009	Final	#	0	0	0	0	0	0	0	0	0	0	0	0
48	LDC Custom - Thunder Bay Hydro - Phantom Load	Consumer	2009	Final	#	0	0	0	36	0	0	0	0	0	0	0	0
49	LDC Custom - Toronto Hydro - Summer Challenge	Consumer	2009	Final	#	0	0	0	1,264	0	0	0	0	0	0	0	0
50	LDC Custom - PowerStream - Data Centers	Business	2009	Final	#	0	0	0	0	0	0	0	0	0	0	0	0
51	Toronto Comprehensive Adjustment	Consumer, Business	2008	Final		0	0	27,300	27,300	27,300	27,300	27,300	23,741	14,018	0	0	0
52	LDC Custom - Hydro One Networks Inc. - Double Return Adjustment	Business, Industrial	2008	Final		0	0	0	0	0	0	0	0	0	0	0	0
2006 Subtotal						377,802	377,802	377,802	377,802	65,616	65,616	60,021	60,021	56,399	56,399	53,284	53,284
2007 Subtotal						0	465,094	396,140	387,655	387,655	367,818	191,636	191,636	191,636	72,439	61,414	41,281
2008 Subtotal						0	0	390,367	365,823	364,759	364,759	346,821	343,024	314,682	286,731	239,570	199,575
2009 Subtotal						0	0	0	587,034	501,260	501,260	501,003	491,947	464,855	437,336	417,704	312,101
Overall Total						377,802	842,896	1,164,309	1,718,313	1,319,289	1,299,453	1,099,481	1,086,628	1,027,572	852,904	771,973	606,242

OPA Conservation & Demand Management Programs

Initiative Results at End-User Level

For: Province Wide

Net Energy Savings (MWh)

#	Initiative Name	Program Name	Program Year	Results Status	2018	2019	2020	2021	2022	2023	2024	2025	2026	2027	2028	2029
1	Secondary Refrigerator Retirement Pilot	Consumer	2006	Final	0	0	0	0	0	0	0	0	0	0	0	0
2	Cool & Hot Savings Rebate	Consumer	2006	Final	10,190	10,190	5,138	2,003	2,003	2,003	0	0	0	0	0	0
3	Every Kilowatt Counts	Consumer	2006	Final	43,094	43,094	43,094	39,921	39,921	39,921	22,653	22,653	13,218	13,218	13,218	13,218
4	Demand Response 1	Business, Industrial	2006	Final	0	0	0	0	0	0	0	0	0	0	0	0
5	Loblaw & York Region Demand Response	Business, Industrial	2006	Final	0	0	0	0	0	0	0	0	0	0	0	0
6	Great Refrigerator Roundup	Consumer	2007	Final	0	0	0	0	0	0	0	0	0	0	0	0
7	Cool & Hot Savings Rebate	Consumer	2007	Final	20,807	20,807	20,807	20,807	2,282	2,282	2,282	0	0	0	0	0
8	Every Kilowatt Counts	Consumer	2007	Final	1,912	1,912	1,912	1,912	1,142	518	518	0	0	0	0	0
9	peaksaver®	Consumer, Business	2007	Final	0	0	0	0	0	0	0	0	0	0	0	0
10	Summer Savings	Consumer	2007	Final	3,282	3,282	3,282	0	0	0	0	0	0	0	0	0
11	Aboriginal	Consumer	2007	Final	0	0	0	0	0	0	0	0	0	0	0	0
12	Affordable Housing Pilot	Consumer Low-Income	2007	Final	4,254	4,254	4,254	0	0	0	0	0	0	0	0	0
13	Social Housing Pilot	Consumer Low-Income	2007	Final	0	0	0	0	0	0	0	0	0	0	0	0
14	Energy Efficiency Assistance for Houses Pilot	Consumer Low-Income	2007	Final	2,300	2,300	2,300	2,300	2,300	2,300	2,300	2,300	0	0	0	0
15	Electricity Retrofit Incentive	Business	2007	Final	0	0	0	0	0	0	0	0	0	0	0	0
16	Toronto Comprehensive	Business	2007	Final	0	0	0	0	0	0	0	0	0	0	0	0
17	Demand Response 1	Business, Industrial	2007	Final	0	0	0	0	0	0	0	0	0	0	0	0
18	Loblaw & York Region Demand Response	Business, Industrial	2007	Final	0	0	0	0	0	0	0	0	0	0	0	0
19	Renewable Energy Standard Offer	Consumer, Business, Industrial	2007	Final	8,727	8,727	8,727	8,727	8,727	8,727	8,727	8,727	8,727	0	0	0
20	Great Refrigerator Roundup	Consumer	2008	Final	0	0	0	0	0	0	0	0	0	0	0	0
21	Cool Savings Rebate	Consumer	2008	Final	23,394	23,394	23,394	23,394	23,394	18,655	18,655	18,655	0	0	0	0
22	Every Kilowatt Counts Power Savings Event	Consumer	2008	Final	34,667	34,667	32,884	32,884	32,884	31,656	0	0	0	0	0	0
23	peaksaver®	Consumer, Business	2008	Final	681	681	681	0	0	0	0	0	0	0	0	0
24	Summer Sweepstakes	Consumer	2008	Final	5,625	5,625	5,625	4,976	4,745	4,512	4,512	4,512	4,512	4,512	0	0
25	Electricity Retrofit Incentive	Consumer, Business	2008	Final	50,140	50,140	50,140	50,140	50,140	48,635	0	0	0	0	0	0
26	Toronto Comprehensive	Consumer, Consumer Low-Income, Business	2008	Final	40,178	40,178	39,475	39,475	39,475	38,767	6,885	6,885	6,885	6,885	0	0
27	High Performance New Construction	Business	2008	Final	287	287	287	287	0	0	0	0	0	0	0	0
28	Power Savings Blitz	Business	2008	Final	2,606	2,606	2,606	2,606	2,606	63	0	0	0	0	0	0
29	Demand Response 1	Business, Industrial	2008	Final	0	0	0	0	0	0	0	0	0	0	0	0
30	Demand Response 3	Business, Industrial	2008	Final	0	0	0	0	0	0	0	0	0	0	0	0
31	Loblaw & York Region Demand Response	Business, Industrial	2008	Final	0	0	0	0	0	0	0	0	0	0	0	0
32	Renewable Energy Standard Offer	Consumer, Business	2008	Final	5,068	5,068	5,068	5,068	5,068	5,068	5,068	5,068	5,068	5,068	0	0
33	Other Customer Based Generation	Business	2008	Final	27,498	27,498	27,498	27,498	27,498	27,498	27,498	27,498	27,498	27,498	0	0
34	LDC Custom - Hydro One Networks Inc. - Double Return	Business, Industrial	2008	Final	0	0	0	0	0	0	0	0	0	0	0	0
35	Great Refrigerator Roundup	Consumer	2009	Final	0	0	0	0	0	0	0	0	0	0	0	0
36	Cool Savings Rebate	Consumer	2009	Final	28,325	27,692	27,692	27,692	27,692	27,692	27,102	27,102	27,102	22,722	0	0
37	Every Kilowatt Counts Power Savings Event	Consumer	2009	Final	23,148	16,768	16,755	11,743	11,743	11,028	5,697	2,023	1,293	1,255	1,255	0
38	peaksaver®	Consumer, Business	2009	Final	47	47	47	47	0	0	0	0	0	0	0	0
39	Electricity Retrofit Incentive	Consumer, Business	2009	Final	119,300	96,633	0	0	0	0	0	0	0	0	0	0
40	Toronto Comprehensive	Consumer, Consumer Low-Income, Business,	2009	Final	30,592	21,088	9,674	5,994	5,994	5,994	5,994	5,994	5,994	5,994	5,994	4
41	High Performance New Construction	Business	2009	Final	8,849	8,849	8,849	8,849	8,849	8,849	8,849	8,849	8,849	8,849	8,849	0
42	Power Savings Blitz	Business	2009	Final	0	0	0	0	0	0	0	0	0	0	0	0
43	Multi-Family Energy Efficiency Rebates	Consumer, Consumer Low-Income	2009	Final	1,600	1,600	1,600	100	0	0	0	0	0	0	0	0
44	Demand Response 1	Business, Industrial	2009	Final	0	0	0	0	0	0	0	0	0	0	0	0
45	Demand Response 2	Business, Industrial	2009	Final	0	0	0	0	0	0	0	0	0	0	0	0
46	Demand Response 3	Business, Industrial	2009	Final	0	0	0	0	0	0	0	0	0	0	0	0
47	Loblaw & York Region Demand Response	Business, Industrial	2009	Final	0	0	0	0	0	0	0	0	0	0	0	0
48	LDC Custom - Thunder Bay Hydro - Phantom Load	Consumer	2009	Final	0	0	0	0	0	0	0	0	0	0	0	0
49	LDC Custom - Toronto Hydro - Summer Challenge	Consumer	2009	Final	0	0	0	0	0	0	0	0	0	0	0	0
50	LDC Custom - PowerStream - Data Centers	Business	2009	Final	0	0	0	0	0	0	0	0	0	0	0	0
51	Toronto Comprehensive Adjustment	Consumer, Business	2008	Final	0	0	0	0	0	0	0	0	0	0	0	0
52	LDC Custom - Hydro One Networks Inc. - Double Return Adjustment	Business, Industrial	2008	Final	0	0	0	0	0	0	0	0	0	0	0	0
2006 Subtotal					53,284	53,284	48,232	41,924	41,924	41,924	22,653	22,653	13,218	13,218	13,218	13,218
2007 Subtotal					41,281	41,281	41,281	33,745	14,450	13,827	13,827	11,027	8,727	0	0	0
2008 Subtotal					190,143	190,143	187,657	186,327	185,809	174,853	62,617	62,617	43,962	43,962	0	0
2009 Subtotal					211,861	172,678	64,618	54,426	54,278	53,564	47,642	43,968	43,238	38,821	16,099	4
Overall Total					496,569	457,385	341,788	316,422	296,462	284,168	146,739	140,265	109,144	96,000	29,317	13,222

OPA Conservation & Demand Management Programs

Initiative Results at End-User Level

For: Province Wide

Net Energy Savings (MWh)

#	Initiative Name	Program Name	Program Year	Results Status	2030	2031	2032	2033	2034	2035
1	Secondary Refrigerator Retirement Pilot	Consumer	2006	Final	0	0	0	0	0	0
2	Cool & Hot Savings Rebate	Consumer	2006	Final	0	0	0	0	0	0
3	Every Kilowatt Counts	Consumer	2006	Final	13,218	13,218	13,218	13,218	13,218	13,218
4	Demand Response 1	Business, Industrial	2006	Final	0	0	0	0	0	0
5	Loblaw & York Region Demand Response	Business, Industrial	2006	Final	0	0	0	0	0	0
6	Great Refrigerator Roundup	Consumer	2007	Final	0	0	0	0	0	0
7	Cool & Hot Savings Rebate	Consumer	2007	Final	0	0	0	0	0	0
8	Every Kilowatt Counts	Consumer	2007	Final	0	0	0	0	0	0
9	peaksaver®	Consumer, Business	2007	Final	0	0	0	0	0	0
10	Summer Savings	Consumer	2007	Final	0	0	0	0	0	0
11	Aboriginal	Consumer	2007	Final	0	0	0	0	0	0
12	Affordable Housing Pilot	Consumer Low-Income	2007	Final	0	0	0	0	0	0
13	Social Housing Pilot	Consumer Low-Income	2007	Final	0	0	0	0	0	0
14	Energy Efficiency Assistance for Houses Pilot	Consumer Low-Income	2007	Final	0	0	0	0	0	0
15	Electricity Retrofit Incentive	Business	2007	Final	0	0	0	0	0	0
16	Toronto Comprehensive	Business	2007	Final	0	0	0	0	0	0
17	Demand Response 1	Business, Industrial	2007	Final	0	0	0	0	0	0
18	Loblaw & York Region Demand Response	Business, Industrial	2007	Final	0	0	0	0	0	0
19	Renewable Energy Standard Offer	Consumer, Business, Industrial	2007	Final	0	0	0	0	0	0
20	Great Refrigerator Roundup	Consumer	2008	Final	0	0	0	0	0	0
21	Cool Savings Rebate	Consumer	2008	Final	0	0	0	0	0	0
22	Every Kilowatt Counts Power Savings Event	Consumer	2008	Final	0	0	0	0	0	0
23	peaksaver®	Consumer, Business	2008	Final	0	0	0	0	0	0
24	Summer Sweepstakes	Consumer	2008	Final	0	0	0	0	0	0
25	Electricity Retrofit Incentive	Consumer, Business	2008	Final	0	0	0	0	0	0
26	Toronto Comprehensive	Consumer, Consumer Low-Income, Business	2008	Final	0	0	0	0	0	0
27	High Performance New Construction	Business	2008	Final	0	0	0	0	0	0
28	Power Savings Blitz	Business	2008	Final	0	0	0	0	0	0
29	Demand Response 1	Business, Industrial	2008	Final	0	0	0	0	0	0
30	Demand Response 3	Business, Industrial	2008	Final	0	0	0	0	0	0
31	Loblaw & York Region Demand Response	Business, Industrial	2008	Final	0	0	0	0	0	0
32	Renewable Energy Standard Offer	Consumer, Business	2008	Final	0	0	0	0	0	0
33	Other Customer Based Generation	Business	2008	Final	0	0	0	0	0	0
34	LDC Custom - Hydro One Networks Inc. - Double Return	Business, Industrial	2008	Final	0	0	0	0	0	0
35	Great Refrigerator Roundup	Consumer	2009	Final	0	0	0	0	0	0
36	Cool Savings Rebate	Consumer	2009	Final	0	0	0	0	0	0
37	Every Kilowatt Counts Power Savings Event	Consumer	2009	Final	0	0	0	0	0	0
38	peaksaver®	Consumer, Business	2009	Final	0	0	0	0	0	0
39	Electricity Retrofit Incentive	Consumer, Business	2009	Final	0	0	0	0	0	0
40	Toronto Comprehensive	Consumer, Consumer Low-Income, Business,	2009	Final	0	0	0	0	0	0
41	High Performance New Construction	Business	2009	Final	0	0	0	0	0	0
42	Power Savings Blitz	Business	2009	Final	0	0	0	0	0	0
43	Multi-Family Energy Efficiency Rebates	Consumer, Consumer Low-Income	2009	Final	0	0	0	0	0	0
44	Demand Response 1	Business, Industrial	2009	Final	0	0	0	0	0	0
45	Demand Response 2	Business, Industrial	2009	Final	0	0	0	0	0	0
46	Demand Response 3	Business, Industrial	2009	Final	0	0	0	0	0	0
47	Loblaw & York Region Demand Response	Business, Industrial	2009	Final	0	0	0	0	0	0
48	LDC Custom - Thunder Bay Hydro - Phantom Load	Consumer	2009	Final	0	0	0	0	0	0
49	LDC Custom - Toronto Hydro - Summer Challenge	Consumer	2009	Final	0	0	0	0	0	0
50	LDC Custom - PowerStream - Data Centers	Business	2009	Final	0	0	0	0	0	0
51	Toronto Comprehensive Adjustment	Consumer, Business	2008	Final	0	0	0	0	0	0
52	LDC Custom - Hydro One Networks Inc. - Double Return Adjustment	Business, Industrial	2008	Final	0	0	0	0	0	0
2006 Subtotal					13,218	13,218	13,218	13,218	13,218	13,218
2007 Subtotal					0	0	0	0	0	0
2008 Subtotal					0	0	0	0	0	0
2009 Subtotal					0	0	0	0	0	0
Overall Total					13,218	13,218	13,218	13,218	13,218	13,218



OPA Conservation & Demand Management Programs

Initiative Results at End-User Level

For: Province Wide

Gross Summer Peak Demand Savings (MW)

#	Initiative Name	Program Name	Program Year	Results Status		2006	2007	2008	2009	2010	2011	2012	2013	2014	2015	2016	2017
1	Secondary Refrigerator Retirement Pilot	Consumer	2006	Final	#	1.41	1.41	1.41	1.41	1.41	1.41	0.00	0.00	0.00	0.00	0.00	0.00
2	Cool & Hot Savings Rebate	Consumer	2006	Final	#	15.56	15.56	15.56	15.56	15.56	15.56	15.56	15.56	11.44	11.44	11.44	11.44
3	Every Kilowatt Counts	Consumer	2006	Final	#	4.70	4.70	4.70	4.70	4.70	4.70	4.70	4.70	4.70	4.70	4.70	4.70
4	Demand Response 1	Business, Industrial	2006	Final	#	265.60	0.00	0.00	0.00	0.00	0.00	0.00	0.00	0.00	0.00	0.00	0.00
5	Loblaw & York Region Demand Response	Business, Industrial	2006	Final	#	13.00	0.00	0.00	0.00	0.00	0.00	0.00	0.00	0.00	0.00	0.00	0.00
6	Great Refrigerator Roundup	Consumer	2007	Final	#	0.00	4.24	4.24	4.24	4.24	3.81	3.81	3.81	3.81	3.01	0.00	0.00
7	Cool & Hot Savings Rebate	Consumer	2007	Final	#	0.00	30.59	30.59	30.59	30.59	30.59	23.38	23.38	23.38	23.38	23.38	23.38
8	Every Kilowatt Counts	Consumer	2007	Final	#	0.00	7.34	6.48	6.48	6.48	6.48	6.48	6.48	6.48	2.00	2.00	0.07
9	peaksaver®	Consumer, Business	2007	Final	#	0.00	14.80	14.80	14.80	14.80	14.80	14.80	14.80	14.80	14.80	14.80	14.80
10	Summer Savings	Consumer	2007	Final	#	0.00	377.92	112.71	54.27	54.27	54.27	54.27	54.27	54.27	53.78	53.78	53.78
11	Aboriginal	Consumer	2007	Final	#	0.00	0.95	0.95	0.95	0.95	0.00	0.00	0.00	0.00	0.00	0.00	0.00
12	Affordable Housing Pilot	Consumer Low-Income	2007	Final	#	0.00	0.31	0.31	0.31	0.31	0.31	0.31	0.31	0.31	0.31	0.31	0.31
13	Social Housing Pilot	Consumer Low-Income	2007	Final	#	0.00	1.40	1.40	1.40	1.40	1.40	1.40	1.40	1.40	1.40	1.40	0.00
14	Energy Efficiency Assistance for Houses Pilot	Consumer Low-Income	2007	Final	#	0.00	0.50	0.50	0.50	0.50	0.50	0.50	0.50	0.50	0.50	0.50	0.50
15	Electricity Retrofit Incentive	Business	2007	Final	#	0.00	2.00	2.00	2.00	2.00	2.00	0.00	0.00	0.00	0.00	0.00	0.00
16	Toronto Comprehensive	Business	2007	Final	#	0.00	145.44	145.44	145.44	145.44	145.44	0.00	0.00	0.00	0.00	0.00	0.00
17	Demand Response 1	Business, Industrial	2007	Final	#	0.00	317.35	0.00	0.00	0.00	0.00	0.00	0.00	0.00	0.00	0.00	0.00
18	Loblaw & York Region Demand Response	Business, Industrial	2007	Final	#	0.00	26.40	0.00	0.00	0.00	0.00	0.00	0.00	0.00	0.00	0.00	0.00
19	Renewable Energy Standard Offer	Consumer, Business, Industrial	2007	Final	#	0.00	2.36	2.36	2.36	2.36	2.36	2.36	2.36	2.36	2.36	2.36	2.36
20	Great Refrigerator Roundup	Consumer	2008	Final	#	0.00	0.00	6.86	6.86	6.86	6.86	6.55	6.55	6.55	6.55	4.99	0.00
21	Cool Savings Rebate	Consumer	2008	Final	#	0.00	0.00	25.73	25.73	25.73	25.73	25.73	25.73	25.73	25.73	25.73	25.73
22	Every Kilowatt Counts Power Savings Event	Consumer	2008	Final	#	0.00	0.00	15.51	14.69	14.69	14.69	13.23	13.23	10.40	9.23	7.24	5.99
23	peaksaver®	Consumer, Business	2008	Final	#	0.00	0.00	37.84	37.84	37.84	37.84	37.84	37.84	37.84	37.84	37.84	37.84
24	Summer Sweepstakes	Consumer	2008	Final	#	0.00	0.00	12.24	7.02	7.02	7.02	7.02	7.02	7.02	7.02	6.78	6.78
25	Electricity Retrofit Incentive	Consumer, Business	2008	Final	#	0.00	0.00	17.37	17.37	17.37	17.37	17.37	17.37	17.37	17.37	17.11	17.11
26	Toronto Comprehensive	Consumer, Consumer Low-Income, Business	2008	Final	#	0.00	0.00	17.57	17.57	17.52	17.52	17.52	17.52	17.52	17.52	14.74	7.98
27	High Performance New Construction	Business	2008	Final	#	0.00	0.00	0.49	0.49	0.49	0.49	0.49	0.49	0.49	0.49	0.49	0.49
28	Power Savings Blitz	Business	2008	Final	#	0.00	0.00	0.48	0.48	0.39	0.39	0.39	0.39	0.39	0.39	0.39	0.39
29	Demand Response 1	Business, Industrial	2008	Final	#	0.00	0.00	439.55	0.00	0.00	0.00	0.00	0.00	0.00	0.00	0.00	0.00
30	Demand Response 3	Business, Industrial	2008	Final	#	0.00	0.00	85.00	0.00	0.00	0.00	0.00	0.00	0.00	0.00	0.00	0.00
31	Loblaw & York Region Demand Response	Business, Industrial	2008	Final	#	0.00	0.00	29.21	0.00	0.00	0.00	0.00	0.00	0.00	0.00	0.00	0.00
32	Renewable Energy Standard Offer	Consumer, Business	2008	Final	#	0.00	0.00	1.78	1.78	1.78	1.78	1.78	1.78	1.78	1.78	1.78	1.78
33	Other Customer Based Generation	Business	2008	Final	#	0.00	0.00	7.30	7.30	7.30	7.30	7.30	7.30	7.30	7.30	7.30	7.30
34	LDC Custom - Hydro One Networks Inc. - Double Return	Business, Industrial	2008	Final	#	0.00	0.00	52.00	0.00	0.00	0.00	0.00	0.00	0.00	0.00	0.00	0.00
35	Great Refrigerator Roundup	Consumer	2009	Final	#	0.00	0.00	0.00	9.75	9.75	9.75	9.32	6.44	0.00	0.00	0.00	0.00
36	Cool Savings Rebate	Consumer	2009	Final	#	0.00	0.00	0.00	43.31	43.31	43.31	43.23	43.21	43.20	43.20	43.20	43.20
37	Every Kilowatt Counts Power Savings Event	Consumer	2009	Final	#	0.00	0.00	0.00	13.82	13.26	13.26	13.26	13.21	13.21	12.45	12.45	10.03
38	peaksaver®	Consumer, Business	2009	Final	#	0.00	0.00	0.00	28.57	28.57	28.57	28.57	28.57	28.57	28.57	28.57	28.57
39	Electricity Retrofit Incentive	Consumer, Business	2009	Final	#	0.00	0.00	0.00	30.70	30.70	30.70	30.70	30.70	30.70	30.70	28.00	28.00
40	Toronto Comprehensive	Consumer, Consumer Low-Income, Business,	2009	Final	#	0.00	0.00	0.00	20.92	20.92	20.92	20.92	20.92	20.92	20.92	20.22	17.12
41	High Performance New Construction	Business	2009	Final	#	0.00	0.00	0.00	5.55	5.55	5.55	5.55	5.55	5.55	5.55	5.55	5.55
42	Power Savings Blitz	Business	2009	Final	#	0.00	0.00	0.00	46.95	46.95	46.95	46.95	46.95	46.95	46.95	46.95	46.95
43	Multi-Family Energy Efficiency Rebates	Consumer, Consumer Low-Income	2009	Final	#	0.00	0.00	0.00	0.30	0.30	0.30	0.30	0.30	0.30	0.30	0.30	0.30
44	Demand Response 1	Business, Industrial	2009	Final	#	0.00	0.00	0.00	175.25	0.00	0.00	0.00	0.00	0.00	0.00	0.00	0.00
45	Demand Response 2	Business, Industrial	2009	Final	#	0.00	0.00	0.00	119.00	0.00	0.00	0.00	0.00	0.00	0.00	0.00	0.00
46	Demand Response 3	Business, Industrial	2009	Final	#	0.00	0.00	0.00	170.00	0.00	0.00	0.00	0.00	0.00	0.00	0.00	0.00
47	Loblaw & York Region Demand Response	Business, Industrial	2009	Final	#	0.00	0.00	0.00	29.21	0.00	0.00	0.00	0.00	0.00	0.00	0.00	0.00
48	LDC Custom - Thunder Bay Hydro - Phantom Load	Consumer	2009	Final	#	0.00	0.00	0.00	0.01	0.00	0.00	0.00	0.00	0.00	0.00	0.00	0.00
49	LDC Custom - Toronto Hydro - Summer Challenge	Consumer	2009	Final	#	0.00	0.00	0.00	0.43	0.00	0.00	0.00	0.00	0.00	0.00	0.00	0.00
50	LDC Custom - PowerStream - Data Centers	Business	2009	Final	#	0.00	0.00	0.00	0.25	0.25	0.25	0.25	0.25	0.25	0.25	0.25	0.25
51	Toronto Comprehensive Adjustment	Consumer, Business	2008	Final		0.00	0.00	7.20	7.20	7.20	7.20	7.20	7.20	6.10	0.00	0.00	0.00
52	LDC Custom - Hydro One Networks Inc. - Double Return Adjustment	Business, Industrial	2008	Final		0.00	0.00	-7.00	0.00	0.00	0.00	0.00	0.00	0.00	0.00	0.00	0.00
2006 Subtotal						300.27	21.67	21.67	21.67	21.67	21.67	20.26	20.26	16.14	16.14	16.14	16.14
2007 Subtotal						0.00	931.61	321.78	263.34	263.34	261.97	107.32	107.32	107.32	101.55	98.54	95.21
2008 Subtotal						0.00	0.00	749.12	144.31	144.18	144.18	142.41	142.41	138.48	131.20	124.38	111.37
2009 Subtotal						0.00	0.00	0.00	694.04	199.57	199.57	199.05	196.10	189.65	188.89	185.49	179.97
Overall Total						300.27	953.28	1,099.57	1,123.36	628.76	627.39	469.03	466.09	451.58	437.78	424.55	402.69

OPA Conservation & Demand Management Programs

Initiative Results at End-User Level

For: Province Wide

Gross Summer Peak Demand Savings (MW)

#	Initiative Name	Program Name	Program Year	Results Status	2018	2019	2020	2021	2022	2023	2024	2025	2026	2027	2028	2029
1	Secondary Refrigerator Retirement Pilot	Consumer	2006	Final	0.00	0.00	0.00	0.00	0.00	0.00	0.00	0.00	0.00	0.00	0.00	0.00
2	Cool & Hot Savings Rebate	Consumer	2006	Final	11.44	11.44	5.70	2.48	2.48	2.48	0.00	0.00	0.00	0.00	0.00	0.00
3	Every Kilowatt Counts	Consumer	2006	Final	4.70	4.70	4.70	3.88	3.88	3.88	0.17	0.17	0.00	0.00	0.00	0.00
4	Demand Response 1	Business, Industrial	2006	Final	0.00	0.00	0.00	0.00	0.00	0.00	0.00	0.00	0.00	0.00	0.00	0.00
5	Loblaw & York Region Demand Response	Business, Industrial	2006	Final	0.00	0.00	0.00	0.00	0.00	0.00	0.00	0.00	0.00	0.00	0.00	0.00
6	Great Refrigerator Roundup	Consumer	2007	Final	0.00	0.00	0.00	0.00	0.00	0.00	0.00	0.00	0.00	0.00	0.00	0.00
7	Cool & Hot Savings Rebate	Consumer	2007	Final	23.38	23.38	23.38	23.38	4.36	4.36	4.36	0.00	0.00	0.00	0.00	0.00
8	Every Kilowatt Counts	Consumer	2007	Final	0.07	0.07	0.07	0.07	0.07	0.02	0.02	0.00	0.00	0.00	0.00	0.00
9	peaksaver®	Consumer, Business	2007	Final	14.80	0.00	0.00	0.00	0.00	0.00	0.00	0.00	0.00	0.00	0.00	0.00
10	Summer Savings	Consumer	2007	Final	53.78	53.78	53.78	0.00	0.00	0.00	0.00	0.00	0.00	0.00	0.00	0.00
11	Aboriginal	Consumer	2007	Final	0.00	0.00	0.00	0.00	0.00	0.00	0.00	0.00	0.00	0.00	0.00	0.00
12	Affordable Housing Pilot	Consumer Low-Income	2007	Final	0.31	0.31	0.31	0.00	0.00	0.00	0.00	0.00	0.00	0.00	0.00	0.00
13	Social Housing Pilot	Consumer Low-Income	2007	Final	0.00	0.00	0.00	0.00	0.00	0.00	0.00	0.00	0.00	0.00	0.00	0.00
14	Energy Efficiency Assistance for Houses Pilot	Consumer Low-Income	2007	Final	0.50	0.50	0.50	0.50	0.50	0.50	0.50	0.50	0.00	0.00	0.00	0.00
15	Electricity Retrofit Incentive	Business	2007	Final	0.00	0.00	0.00	0.00	0.00	0.00	0.00	0.00	0.00	0.00	0.00	0.00
16	Toronto Comprehensive	Business	2007	Final	0.00	0.00	0.00	0.00	0.00	0.00	0.00	0.00	0.00	0.00	0.00	0.00
17	Demand Response 1	Business, Industrial	2007	Final	0.00	0.00	0.00	0.00	0.00	0.00	0.00	0.00	0.00	0.00	0.00	0.00
18	Loblaw & York Region Demand Response	Business, Industrial	2007	Final	0.00	0.00	0.00	0.00	0.00	0.00	0.00	0.00	0.00	0.00	0.00	0.00
19	Renewable Energy Standard Offer	Consumer, Business, Industrial	2007	Final	2.36	2.36	2.36	2.36	2.36	2.36	2.36	2.36	2.36	0.00	0.00	0.00
20	Great Refrigerator Roundup	Consumer	2008	Final	0.00	0.00	0.00	0.00	0.00	0.00	0.00	0.00	0.00	0.00	0.00	0.00
21	Cool Savings Rebate	Consumer	2008	Final	25.73	25.73	25.73	25.73	25.73	20.88	20.88	20.88	0.00	0.00	0.00	0.00
22	Every Kilowatt Counts Power Savings Event	Consumer	2008	Final	5.31	5.31	2.95	2.95	2.95	2.95	0.00	0.00	0.00	0.00	0.00	0.00
23	peaksaver®	Consumer, Business	2008	Final	37.84	37.84	37.84	0.00	0.00	0.00	0.00	0.00	0.00	0.00	0.00	0.00
24	Summer Sweepstakes	Consumer	2008	Final	6.71	6.71	6.71	6.62	6.59	6.26	6.26	6.26	6.26	6.26	0.00	0.00
25	Electricity Retrofit Incentive	Consumer, Business	2008	Final	17.11	17.11	17.11	17.11	17.11	16.60	0.00	0.00	0.00	0.00	0.00	0.00
26	Toronto Comprehensive	Consumer, Consumer Low-Income, Business	2008	Final	7.95	7.95	7.83	7.83	7.83	7.67	0.74	0.74	0.74	0.74	0.00	0.00
27	High Performance New Construction	Business	2008	Final	0.49	0.49	0.49	0.49	0.00	0.00	0.00	0.00	0.00	0.00	0.00	0.00
28	Power Savings Blitz	Business	2008	Final	0.39	0.39	0.39	0.39	0.39	0.01	0.00	0.00	0.00	0.00	0.00	0.00
29	Demand Response 1	Business, Industrial	2008	Final	0.00	0.00	0.00	0.00	0.00	0.00	0.00	0.00	0.00	0.00	0.00	0.00
30	Demand Response 3	Business, Industrial	2008	Final	0.00	0.00	0.00	0.00	0.00	0.00	0.00	0.00	0.00	0.00	0.00	0.00
31	Loblaw & York Region Demand Response	Business, Industrial	2008	Final	0.00	0.00	0.00	0.00	0.00	0.00	0.00	0.00	0.00	0.00	0.00	0.00
32	Renewable Energy Standard Offer	Consumer, Business	2008	Final	1.78	1.78	1.78	1.78	1.78	1.78	1.78	1.78	1.78	1.78	0.00	0.00
33	Other Customer Based Generation	Business	2008	Final	7.30	7.30	7.30	7.30	7.30	7.30	7.30	7.30	7.30	7.30	0.00	0.00
34	LDC Custom - Hydro One Networks Inc. - Double Return	Business, Industrial	2008	Final	0.00	0.00	0.00	0.00	0.00	0.00	0.00	0.00	0.00	0.00	0.00	0.00
35	Great Refrigerator Roundup	Consumer	2009	Final	0.00	0.00	0.00	0.00	0.00	0.00	0.00	0.00	0.00	0.00	0.00	0.00
36	Cool Savings Rebate	Consumer	2009	Final	43.20	42.91	42.91	42.91	42.91	42.91	41.77	41.77	41.77	33.48	0.00	0.00
37	Every Kilowatt Counts Power Savings Event	Consumer	2009	Final	10.03	8.78	8.77	5.83	5.83	5.54	1.05	0.76	0.76	0.56	0.56	0.00
38	peaksaver®	Consumer, Business	2009	Final	28.57	28.57	28.57	28.57	0.00	0.00	0.00	0.00	0.00	0.00	0.00	0.00
39	Electricity Retrofit Incentive	Consumer, Business	2009	Final	28.00	28.00	0.00	0.00	0.00	0.00	0.00	0.00	0.00	0.00	0.00	0.00
40	Toronto Comprehensive	Consumer, Consumer Low-Income, Business,	2009	Final	15.32	15.32	11.22	5.12	5.12	5.12	5.12	5.12	5.12	5.12	5.12	0.70
41	High Performance New Construction	Business	2009	Final	5.55	5.55	5.55	5.55	5.55	5.55	5.55	5.55	5.55	5.55	5.55	0.00
42	Power Savings Blitz	Business	2009	Final	0.00	0.00	0.00	0.00	0.00	0.00	0.00	0.00	0.00	0.00	0.00	0.00
43	Multi-Family Energy Efficiency Rebates	Consumer, Consumer Low-Income	2009	Final	0.30	0.30	0.30	0.30	0.00	0.00	0.00	0.00	0.00	0.00	0.00	0.00
44	Demand Response 1	Business, Industrial	2009	Final	0.00	0.00	0.00	0.00	0.00	0.00	0.00	0.00	0.00	0.00	0.00	0.00
45	Demand Response 2	Business, Industrial	2009	Final	0.00	0.00	0.00	0.00	0.00	0.00	0.00	0.00	0.00	0.00	0.00	0.00
46	Demand Response 3	Business, Industrial	2009	Final	0.00	0.00	0.00	0.00	0.00	0.00	0.00	0.00	0.00	0.00	0.00	0.00
47	Loblaw & York Region Demand Response	Business, Industrial	2009	Final	0.00	0.00	0.00	0.00	0.00	0.00	0.00	0.00	0.00	0.00	0.00	0.00
48	LDC Custom - Thunder Bay Hydro - Phantom Load	Consumer	2009	Final	0.00	0.00	0.00	0.00	0.00	0.00	0.00	0.00	0.00	0.00	0.00	0.00
49	LDC Custom - Toronto Hydro - Summer Challenge	Consumer	2009	Final	0.00	0.00	0.00	0.00	0.00	0.00	0.00	0.00	0.00	0.00	0.00	0.00
50	LDC Custom - PowerStream - Data Centers	Business	2009	Final	0.25	0.25	0.25	0.25	0.25	0.25	0.25	0.25	0.25	0.25	0.25	0.00
51	Toronto Comprehensive Adjustment	Consumer, Business	2008	Final	0.00	0.00	0.00	0.00	0.00	0.00	0.00	0.00	0.00	0.00	0.00	0.00
52	LDC Custom - Hydro One Networks Inc. - Double Return Adjustment	Business, Industrial	2008	Final	0.00	0.00	0.00	0.00	0.00	0.00	0.00	0.00	0.00	0.00	0.00	0.00
2006 Subtotal					16.14	16.14	10.40	6.36	6.36	6.36	0.17	0.17	0.00	0.00	0.00	0.00
2007 Subtotal					95.21	80.41	80.41	26.32	7.30	7.25	7.25	2.86	2.36	0.00	0.00	0.00
2008 Subtotal					110.60	110.60	108.11	70.19	69.67	63.44	36.96	36.96	16.08	16.08	0.00	0.00
2009 Subtotal					131.22	129.68	97.58	88.54	59.67	59.37	53.74	53.46	53.46	44.96	11.48	0.70
Overall Total					353.17	336.84	296.50	191.41	143.00	136.43	98.13	93.46	71.90	61.04	11.48	0.70

OPA Conservation & Demand Management Programs

Initiative Results at End-User Level

For: Province Wide

Gross Summer Peak Demand Savings (MW)

#	Initiative Name	Program Name	Program Year	Results Status	2030	2031	2032	2033	2034	2035
1	Secondary Refrigerator Retirement Pilot	Consumer	2006	Final	0.00	0.00	0.00	0.00	0.00	0.00
2	Cool & Hot Savings Rebate	Consumer	2006	Final	0.00	0.00	0.00	0.00	0.00	0.00
3	Every Kilowatt Counts	Consumer	2006	Final	0.00	0.00	0.00	0.00	0.00	0.00
4	Demand Response 1	Business, Industrial	2006	Final	0.00	0.00	0.00	0.00	0.00	0.00
5	Loblaw & York Region Demand Response	Business, Industrial	2006	Final	0.00	0.00	0.00	0.00	0.00	0.00
6	Great Refrigerator Roundup	Consumer	2007	Final	0.00	0.00	0.00	0.00	0.00	0.00
7	Cool & Hot Savings Rebate	Consumer	2007	Final	0.00	0.00	0.00	0.00	0.00	0.00
8	Every Kilowatt Counts	Consumer	2007	Final	0.00	0.00	0.00	0.00	0.00	0.00
9	peaksaver®	Consumer, Business	2007	Final	0.00	0.00	0.00	0.00	0.00	0.00
10	Summer Savings	Consumer	2007	Final	0.00	0.00	0.00	0.00	0.00	0.00
11	Aboriginal	Consumer	2007	Final	0.00	0.00	0.00	0.00	0.00	0.00
12	Affordable Housing Pilot	Consumer Low-Income	2007	Final	0.00	0.00	0.00	0.00	0.00	0.00
13	Social Housing Pilot	Consumer Low-Income	2007	Final	0.00	0.00	0.00	0.00	0.00	0.00
14	Energy Efficiency Assistance for Houses Pilot	Consumer Low-Income	2007	Final	0.00	0.00	0.00	0.00	0.00	0.00
15	Electricity Retrofit Incentive	Business	2007	Final	0.00	0.00	0.00	0.00	0.00	0.00
16	Toronto Comprehensive	Business	2007	Final	0.00	0.00	0.00	0.00	0.00	0.00
17	Demand Response 1	Business, Industrial	2007	Final	0.00	0.00	0.00	0.00	0.00	0.00
18	Loblaw & York Region Demand Response	Business, Industrial	2007	Final	0.00	0.00	0.00	0.00	0.00	0.00
19	Renewable Energy Standard Offer	Consumer, Business, Industrial	2007	Final	0.00	0.00	0.00	0.00	0.00	0.00
20	Great Refrigerator Roundup	Consumer	2008	Final	0.00	0.00	0.00	0.00	0.00	0.00
21	Cool Savings Rebate	Consumer	2008	Final	0.00	0.00	0.00	0.00	0.00	0.00
22	Every Kilowatt Counts Power Savings Event	Consumer	2008	Final	0.00	0.00	0.00	0.00	0.00	0.00
23	peaksaver®	Consumer, Business	2008	Final	0.00	0.00	0.00	0.00	0.00	0.00
24	Summer Sweepstakes	Consumer	2008	Final	0.00	0.00	0.00	0.00	0.00	0.00
25	Electricity Retrofit Incentive	Consumer, Business	2008	Final	0.00	0.00	0.00	0.00	0.00	0.00
26	Toronto Comprehensive	Consumer, Consumer Low-Income, Business	2008	Final	0.00	0.00	0.00	0.00	0.00	0.00
27	High Performance New Construction	Business	2008	Final	0.00	0.00	0.00	0.00	0.00	0.00
28	Power Savings Blitz	Business	2008	Final	0.00	0.00	0.00	0.00	0.00	0.00
29	Demand Response 1	Business, Industrial	2008	Final	0.00	0.00	0.00	0.00	0.00	0.00
30	Demand Response 3	Business, Industrial	2008	Final	0.00	0.00	0.00	0.00	0.00	0.00
31	Loblaw & York Region Demand Response	Business, Industrial	2008	Final	0.00	0.00	0.00	0.00	0.00	0.00
32	Renewable Energy Standard Offer	Consumer, Business	2008	Final	0.00	0.00	0.00	0.00	0.00	0.00
33	Other Customer Based Generation	Business	2008	Final	0.00	0.00	0.00	0.00	0.00	0.00
34	LDC Custom - Hydro One Networks Inc. - Double Return	Business, Industrial	2008	Final	0.00	0.00	0.00	0.00	0.00	0.00
35	Great Refrigerator Roundup	Consumer	2009	Final	0.00	0.00	0.00	0.00	0.00	0.00
36	Cool Savings Rebate	Consumer	2009	Final	0.00	0.00	0.00	0.00	0.00	0.00
37	Every Kilowatt Counts Power Savings Event	Consumer	2009	Final	0.00	0.00	0.00	0.00	0.00	0.00
38	peaksaver®	Consumer, Business	2009	Final	0.00	0.00	0.00	0.00	0.00	0.00
39	Electricity Retrofit Incentive	Consumer, Business	2009	Final	0.00	0.00	0.00	0.00	0.00	0.00
40	Toronto Comprehensive	Consumer, Consumer Low-Income, Business,	2009	Final	0.00	0.00	0.00	0.00	0.00	0.00
41	High Performance New Construction	Business	2009	Final	0.00	0.00	0.00	0.00	0.00	0.00
42	Power Savings Blitz	Business	2009	Final	0.00	0.00	0.00	0.00	0.00	0.00
43	Multi-Family Energy Efficiency Rebates	Consumer, Consumer Low-Income	2009	Final	0.00	0.00	0.00	0.00	0.00	0.00
44	Demand Response 1	Business, Industrial	2009	Final	0.00	0.00	0.00	0.00	0.00	0.00
45	Demand Response 2	Business, Industrial	2009	Final	0.00	0.00	0.00	0.00	0.00	0.00
46	Demand Response 3	Business, Industrial	2009	Final	0.00	0.00	0.00	0.00	0.00	0.00
47	Loblaw & York Region Demand Response	Business, Industrial	2009	Final	0.00	0.00	0.00	0.00	0.00	0.00
48	LDC Custom - Thunder Bay Hydro - Phantom Load	Consumer	2009	Final	0.00	0.00	0.00	0.00	0.00	0.00
49	LDC Custom - Toronto Hydro - Summer Challenge	Consumer	2009	Final	0.00	0.00	0.00	0.00	0.00	0.00
50	LDC Custom - PowerStream - Data Centers	Business	2009	Final	0.00	0.00	0.00	0.00	0.00	0.00
51	Toronto Comprehensive Adjustment	Consumer, Business	2008	Final	0.00	0.00	0.00	0.00	0.00	0.00
52	LDC Custom - Hydro One Networks Inc. - Double Return Adjustment	Business, Industrial	2008	Final	0.00	0.00	0.00	0.00	0.00	0.00
2006 Subtotal					0.00	0.00	0.00	0.00	0.00	0.00
2007 Subtotal					0.00	0.00	0.00	0.00	0.00	0.00
2008 Subtotal					0.00	0.00	0.00	0.00	0.00	0.00
2009 Subtotal					0.00	0.00	0.00	0.00	0.00	0.00
Overall Total					0.00	0.00	0.00	0.00	0.00	0.00

OPA Conservation & Demand Management Programs

Initiative Results at End-User Level

For: Province Wide

Gross Energy Savings (MWh)

#	Initiative Name	Program Name	Program Year	Results Status		2006	2007	2008	2009	2010	2011	2012	2013	2014	2015	2016	2017
1	Secondary Refrigerator Retirement Pilot	Consumer	2006	Final	#	6,217	6,217	6,217	6,217	6,217	6,217	0	0	0	0	0	0
2	Cool & Hot Savings Rebate	Consumer	2006	Final	#	17,498	17,498	17,498	17,498	17,498	17,498	17,498	17,498	13,473	13,473	13,473	13,473
3	Every Kilowatt Counts	Consumer	2006	Final	#	398,216	398,216	398,216	398,216	51,343	51,343	51,343	51,343	51,343	51,343	47,882	47,882
4	Demand Response 1	Business, Industrial	2006	Final	#	0	0	0	0	0	0	0	0	0	0	0	0
5	Loblaw & York Region Demand Response	Business, Industrial	2006	Final	#	0	0	0	0	0	0	0	0	0	0	0	0
6	Great Refrigerator Roundup	Consumer	2007	Final	#	0	33,713	33,713	33,713	33,713	33,621	33,530	33,530	33,530	27,930	0	0
7	Cool & Hot Savings Rebate	Consumer	2007	Final	#	0	42,900	42,900	42,900	42,900	42,900	36,310	36,310	36,310	36,310	36,310	36,310
8	Every Kilowatt Counts	Consumer	2007	Final	#	0	178,625	175,714	175,714	175,714	175,714	165,622	165,622	165,622	17,932	17,932	3,206
9	peaksaver®	Consumer, Business	2007	Final	#	0	0	0	0	0	0	0	0	0	0	0	0
10	Summer Savings	Consumer	2007	Final	#	0	675,056	113,782	43,068	43,068	43,068	43,068	43,068	43,068	27,353	27,353	27,353
11	Aboriginal	Consumer	2007	Final	#	0	19,797	19,797	19,797	19,797	0	0	0	0	0	0	0
12	Affordable Housing Pilot	Consumer Low-Income	2007	Final	#	0	4,254	4,254	4,254	4,254	4,254	4,254	4,254	4,254	4,254	4,254	4,254
13	Social Housing Pilot	Consumer Low-Income	2007	Final	#	0	11,900	11,900	11,900	11,900	11,900	11,900	11,900	11,900	11,900	11,900	0
14	Energy Efficiency Assistance for Houses Pilot	Consumer Low-Income	2007	Final	#	0	2,300	2,300	2,300	2,300	2,300	2,300	2,300	2,300	2,300	2,300	2,300
15	Electricity Retrofit Incentive	Business	2007	Final	#	0	5,556	5,556	5,556	5,556	5,556	0	0	0	0	0	0
16	Toronto Comprehensive	Business	2007	Final	#	0	184,100	184,100	184,100	184,100	184,100	0	0	0	0	0	0
17	Demand Response 1	Business, Industrial	2007	Final	#	0	0	0	0	0	0	0	0	0	0	0	0
18	Loblaw & York Region Demand Response	Business, Industrial	2007	Final	#	0	0	0	0	0	0	0	0	0	0	0	0
19	Renewable Energy Standard Offer	Consumer, Business, Industrial	2007	Final	#	0	8,727	8,727	8,727	8,727	8,727	8,727	8,727	8,727	8,727	8,727	8,727
20	Great Refrigerator Roundup	Consumer	2008	Final	#	0	0	62,626	62,626	62,626	62,626	62,470	62,314	62,314	62,314	48,736	0
21	Cool Savings Rebate	Consumer	2008	Final	#	0	0	40,725	40,725	40,725	40,725	40,725	40,725	40,725	40,725	40,725	40,725
22	Every Kilowatt Counts Power Savings Event	Consumer	2008	Final	#	0	0	294,528	293,056	293,056	293,056	246,692	246,692	205,044	167,916	120,070	118,827
23	peaksaver®	Consumer, Business	2008	Final	#	0	0	757	757	757	757	757	757	757	757	757	757
24	Summer Sweepstakes	Consumer	2008	Final	#	0	0	48,399	17,465	17,465	17,465	17,465	17,465	17,465	17,465	9,568	9,568
25	Electricity Retrofit Incentive	Consumer, Business	2008	Final	#	0	0	97,310	97,309	97,309	97,309	97,309	97,309	97,309	97,309	89,372	89,372
26	Toronto Comprehensive	Consumer, Consumer Low-Income, Business	2008	Final	#	0	0	99,961	99,918	99,138	99,138	99,138	98,879	98,879	98,879	92,426	67,575
27	High Performance New Construction	Business	2008	Final	#	0	0	410	410	410	410	410	410	410	410	410	410
28	Power Savings Blitz	Business	2008	Final	#	0	0	3,447	3,447	2,825	2,825	2,825	2,825	2,825	2,802	2,802	2,802
29	Demand Response 1	Business, Industrial	2008	Final	#	0	0	0	0	0	0	0	0	0	0	0	0
30	Demand Response 3	Business, Industrial	2008	Final	#	0	0	0	0	0	0	0	0	0	0	0	0
31	Loblaw & York Region Demand Response	Business, Industrial	2008	Final	#	0	0	0	0	0	0	0	0	0	0	0	0
32	Renewable Energy Standard Offer	Consumer, Business	2008	Final	#	0	0	5,068	5,068	5,068	5,068	5,068	5,068	5,068	5,068	5,068	5,068
33	Other Customer Based Generation	Business	2008	Final	#	0	0	27,498	27,498	27,498	27,498	27,498	27,498	27,498	27,498	27,498	27,498
34	LDC Custom - Hydro One Networks Inc. - Double Return	Business, Industrial	2008	Final	#	0	0	0	0	0	0	0	0	0	0	0	0
35	Great Refrigerator Roundup	Consumer	2009	Final	#	0	0	0	63,404	63,404	63,404	62,977	46,197	0	0	0	0
36	Cool Savings Rebate	Consumer	2009	Final	#	0	0	0	67,282	67,282	67,282	67,180	67,033	66,860	66,860	66,860	66,860
37	Every Kilowatt Counts Power Savings Event	Consumer	2009	Final	#	0	0	0	136,234	123,212	123,212	123,205	122,507	117,968	100,604	100,152	70,664
38	peaksaver®	Consumer, Business	2009	Final	#	0	0	0	53	53	53	53	53	53	53	53	53
39	Electricity Retrofit Incentive	Consumer, Business	2009	Final	#	0	0	0	218,100	218,100	218,100	218,100	218,100	218,100	201,108	189,300	189,300
40	Toronto Comprehensive	Consumer, Consumer Low-Income, Business,	2009	Final	#	0	0	0	101,229	101,229	101,229	101,229	101,229	101,229	96,229	83,129	57,429
41	High Performance New Construction	Business	2009	Final	#	0	0	0	12,642	12,642	12,642	12,642	12,642	12,642	12,642	12,642	12,642
42	Power Savings Blitz	Business	2009	Final	#	0	0	0	183,158	183,158	183,158	183,158	183,158	183,158	183,158	183,158	103,158
43	Multi-Family Energy Efficiency Rebates	Consumer, Consumer Low-Income	2009	Final	#	0	0	0	1,600	1,600	1,600	1,600	1,600	1,600	1,600	1,600	1,600
44	Demand Response 1	Business, Industrial	2009	Final	#	0	0	0	7,700	0	0	0	0	0	0	0	0
45	Demand Response 2	Business, Industrial	2009	Final	#	0	0	0	73,300	0	0	0	0	0	0	0	0
46	Demand Response 3	Business, Industrial	2009	Final	#	0	0	0	1,400	0	0	0	0	0	0	0	0
47	Loblaw & York Region Demand Response	Business, Industrial	2009	Final	#	0	0	0	0	0	0	0	0	0	0	0	0
48	LDC Custom - Thunder Bay Hydro - Phantom Load	Consumer	2009	Final	#	0	0	0	38	0	0	0	0	0	0	0	0
49	LDC Custom - Toronto Hydro - Summer Challenge	Consumer	2009	Final	#	0	0	0	1,663	0	0	0	0	0	0	0	0
50	LDC Custom - PowerStream - Data Centers	Business	2009	Final	#	0	0	0	0	0	0	0	0	0	0	0	0
51	Toronto Comprehensive Adjustment	Consumer, Business	2008	Final		0	0	46,400	46,400	46,400	46,400	46,400	40,274	23,770	0	0	0
52	LDC Custom - Hydro One Networks Inc. - Double Return Adjustment	Business, Industrial	2008	Final		0	0	0	0	0	0	0	0	0	0	0	0
2006 Subtotal						421,931	421,931	421,931	421,931	75,057	75,057	68,840	68,840	64,816	64,816	61,355	61,355
2007 Subtotal						0	1,166,927	602,742	532,028	532,028	512,139	305,710	305,710	305,710	136,704	108,775	82,149
2008 Subtotal						0	0	727,127	694,677	693,276	693,276	646,756	640,216	582,063	521,142	437,429	362,601
2009 Subtotal						0	0	0	867,803	770,680	770,680	770,144	752,519	701,610	662,254	636,894	501,705
Overall Total						421,931	1,588,857	1,751,799	2,516,439	2,071,041	2,051,152	1,791,451	1,767,285	1,654,199	1,384,916	1,244,453	1,007,811



OPA Conservation & Demand Management Programs

Initiative Results at End-User Level

For: Province Wide

Gross Energy Savings (MWh)

#	Initiative Name	Program Name	Program Year	Results Status	2018	2019	2020	2021	2022	2023	2024	2025	2026	2027	2028	2029
1	Secondary Refrigerator Retirement Pilot	Consumer	2006	Final	0	0	0	0	0	0	0	0	0	0	0	0
2	Cool & Hot Savings Rebate	Consumer	2006	Final	13,473	13,473	7,860	2,391	2,391	2,391	0	0	0	0	0	0
3	Every Kilowatt Counts	Consumer	2006	Final	47,882	47,882	47,882	44,357	44,357	44,357	25,170	25,170	14,687	14,687	14,687	14,687
4	Demand Response 1	Business, Industrial	2006	Final	0	0	0	0	0	0	0	0	0	0	0	0
5	Loblaw & York Region Demand Response	Business, Industrial	2006	Final	0	0	0	0	0	0	0	0	0	0	0	0
6	Great Refrigerator Roundup	Consumer	2007	Final	0	0	0	0	0	0	0	0	0	0	0	0
7	Cool & Hot Savings Rebate	Consumer	2007	Final	36,310	36,310	36,310	36,310	3,989	3,989	3,989	0	0	0	0	0
8	Every Kilowatt Counts	Consumer	2007	Final	3,206	3,206	3,206	3,206	1,807	673	673	0	0	0	0	0
9	peaksaver®	Consumer, Business	2007	Final	0	0	0	0	0	0	0	0	0	0	0	0
10	Summer Savings	Consumer	2007	Final	27,353	27,353	27,353	0	0	0	0	0	0	0	0	0
11	Aboriginal	Consumer	2007	Final	0	0	0	0	0	0	0	0	0	0	0	0
12	Affordable Housing Pilot	Consumer Low-Income	2007	Final	4,254	4,254	4,254	0	0	0	0	0	0	0	0	0
13	Social Housing Pilot	Consumer Low-Income	2007	Final	0	0	0	0	0	0	0	0	0	0	0	0
14	Energy Efficiency Assistance for Houses Pilot	Consumer Low-Income	2007	Final	2,300	2,300	2,300	2,300	2,300	2,300	2,300	2,300	0	0	0	0
15	Electricity Retrofit Incentive	Business	2007	Final	0	0	0	0	0	0	0	0	0	0	0	0
16	Toronto Comprehensive	Business	2007	Final	0	0	0	0	0	0	0	0	0	0	0	0
17	Demand Response 1	Business, Industrial	2007	Final	0	0	0	0	0	0	0	0	0	0	0	0
18	Loblaw & York Region Demand Response	Business, Industrial	2007	Final	0	0	0	0	0	0	0	0	0	0	0	0
19	Renewable Energy Standard Offer	Consumer, Business, Industrial	2007	Final	8,727	8,727	8,727	8,727	8,727	8,727	8,727	8,727	8,727	0	0	0
20	Great Refrigerator Roundup	Consumer	2008	Final	0	0	0	0	0	0	0	0	0	0	0	0
21	Cool Savings Rebate	Consumer	2008	Final	40,725	40,725	40,725	40,725	40,725	32,497	32,497	32,497	0	0	0	0
22	Every Kilowatt Counts Power Savings Event	Consumer	2008	Final	100,820	100,820	96,741	96,741	96,741	94,100	0	0	0	0	0	0
23	peaksaver®	Consumer, Business	2008	Final	757	757	757	0	0	0	0	0	0	0	0	0
24	Summer Sweepstakes	Consumer	2008	Final	7,250	7,250	7,250	6,414	6,116	5,815	5,815	5,815	5,815	5,815	0	0
25	Electricity Retrofit Incentive	Consumer, Business	2008	Final	89,372	89,372	89,372	89,372	89,372	86,690	0	0	0	0	0	0
26	Toronto Comprehensive	Consumer, Consumer Low-Income, Business	2008	Final	67,536	67,536	66,408	66,408	66,408	65,230	11,748	11,748	11,748	11,748	0	0
27	High Performance New Construction	Business	2008	Final	410	410	410	410	0	0	0	0	0	0	0	0
28	Power Savings Blitz	Business	2008	Final	2,802	2,802	2,802	2,802	2,802	68	0	0	0	0	0	0
29	Demand Response 1	Business, Industrial	2008	Final	0	0	0	0	0	0	0	0	0	0	0	0
30	Demand Response 3	Business, Industrial	2008	Final	0	0	0	0	0	0	0	0	0	0	0	0
31	Loblaw & York Region Demand Response	Business, Industrial	2008	Final	0	0	0	0	0	0	0	0	0	0	0	0
32	Renewable Energy Standard Offer	Consumer, Business	2008	Final	5,068	5,068	5,068	5,068	5,068	5,068	5,068	5,068	5,068	5,068	0	0
33	Other Customer Based Generation	Business	2008	Final	27,498	27,498	27,498	27,498	27,498	27,498	27,498	27,498	27,498	27,498	0	0
34	LDC Custom - Hydro One Networks Inc. - Double Return	Business, Industrial	2008	Final	0	0	0	0	0	0	0	0	0	0	0	0
35	Great Refrigerator Roundup	Consumer	2009	Final	0	0	0	0	0	0	0	0	0	0	0	0
36	Cool Savings Rebate	Consumer	2009	Final	66,860	66,227	66,227	66,227	66,227	66,227	64,805	64,805	64,805	57,223	0	0
37	Every Kilowatt Counts Power Savings Event	Consumer	2009	Final	70,664	52,223	52,198	42,528	42,528	39,710	19,590	12,125	6,993	6,814	6,814	0
38	peaksaver®	Consumer, Business	2009	Final	53	53	53	53	0	0	0	0	0	0	0	0
39	Electricity Retrofit Incentive	Consumer, Business	2009	Final	189,300	153,333	0	0	0	0	0	0	0	0	0	0
40	Toronto Comprehensive	Consumer, Consumer Low-Income, Business,	2009	Final	54,229	39,829	17,929	9,929	9,929	9,929	9,929	9,929	9,929	9,929	9,929	7
41	High Performance New Construction	Business	2009	Final	12,642	12,642	12,642	12,642	12,642	12,642	12,642	12,642	12,642	12,642	12,642	0
42	Power Savings Blitz	Business	2009	Final	0	0	0	0	0	0	0	0	0	0	0	0
43	Multi-Family Energy Efficiency Rebates	Consumer, Consumer Low-Income	2009	Final	1,600	1,600	1,600	100	0	0	0	0	0	0	0	0
44	Demand Response 1	Business, Industrial	2009	Final	0	0	0	0	0	0	0	0	0	0	0	0
45	Demand Response 2	Business, Industrial	2009	Final	0	0	0	0	0	0	0	0	0	0	0	0
46	Demand Response 3	Business, Industrial	2009	Final	0	0	0	0	0	0	0	0	0	0	0	0
47	Loblaw & York Region Demand Response	Business, Industrial	2009	Final	0	0	0	0	0	0	0	0	0	0	0	0
48	LDC Custom - Thunder Bay Hydro - Phantom Load	Consumer	2009	Final	0	0	0	0	0	0	0	0	0	0	0	0
49	LDC Custom - Toronto Hydro - Summer Challenge	Consumer	2009	Final	0	0	0	0	0	0	0	0	0	0	0	0
50	LDC Custom - PowerStream - Data Centers	Business	2009	Final	0	0	0	0	0	0	0	0	0	0	0	0
51	Toronto Comprehensive Adjustment	Consumer, Business	2008	Final	0	0	0	0	0	0	0	0	0	0	0	0
52	LDC Custom - Hydro One Networks Inc. - Double Return Adjustment	Business, Industrial	2008	Final	0	0	0	0	0	0	0	0	0	0	0	0
2006 Subtotal					61,355	61,355	55,742	46,748	46,748	46,748	25,170	25,170	14,687	14,687	14,687	14,687
2007 Subtotal					82,149	82,149	82,149	50,543	16,823	15,689	15,689	11,027	8,727	0	0	0
2008 Subtotal					342,236	342,236	337,029	335,437	334,729	316,966	82,625	82,625	50,129	50,129	0	0
2009 Subtotal					395,347	325,907	150,649	131,479	131,327	128,508	106,966	99,501	94,369	86,608	29,385	7
Overall Total					881,088	811,647	625,570	564,207	529,626	507,911	230,450	218,323	167,911	151,423	44,072	14,694

OPA Conservation & Demand Management Programs

Initiative Results at End-User Level

For: Province Wide

Gross Energy Savings (MWh)

#	Initiative Name	Program Name	Program Year	Results Status	2030	2031	2032	2033	2034	2035
1	Secondary Refrigerator Retirement Pilot	Consumer	2006	Final	0	0	0	0	0	0
2	Cool & Hot Savings Rebate	Consumer	2006	Final	0	0	0	0	0	0
3	Every Kilowatt Counts	Consumer	2006	Final	14,687	14,687	14,687	14,687	14,687	14,687
4	Demand Response 1	Business, Industrial	2006	Final	0	0	0	0	0	0
5	Loblaw & York Region Demand Response	Business, Industrial	2006	Final	0	0	0	0	0	0
6	Great Refrigerator Roundup	Consumer	2007	Final	0	0	0	0	0	0
7	Cool & Hot Savings Rebate	Consumer	2007	Final	0	0	0	0	0	0
8	Every Kilowatt Counts	Consumer	2007	Final	0	0	0	0	0	0
9	peaksaver®	Consumer, Business	2007	Final	0	0	0	0	0	0
10	Summer Savings	Consumer	2007	Final	0	0	0	0	0	0
11	Aboriginal	Consumer	2007	Final	0	0	0	0	0	0
12	Affordable Housing Pilot	Consumer Low-Income	2007	Final	0	0	0	0	0	0
13	Social Housing Pilot	Consumer Low-Income	2007	Final	0	0	0	0	0	0
14	Energy Efficiency Assistance for Houses Pilot	Consumer Low-Income	2007	Final	0	0	0	0	0	0
15	Electricity Retrofit Incentive	Business	2007	Final	0	0	0	0	0	0
16	Toronto Comprehensive	Business	2007	Final	0	0	0	0	0	0
17	Demand Response 1	Business, Industrial	2007	Final	0	0	0	0	0	0
18	Loblaw & York Region Demand Response	Business, Industrial	2007	Final	0	0	0	0	0	0
19	Renewable Energy Standard Offer	Consumer, Business, Industrial	2007	Final	0	0	0	0	0	0
20	Great Refrigerator Roundup	Consumer	2008	Final	0	0	0	0	0	0
21	Cool Savings Rebate	Consumer	2008	Final	0	0	0	0	0	0
22	Every Kilowatt Counts Power Savings Event	Consumer	2008	Final	0	0	0	0	0	0
23	peaksaver®	Consumer, Business	2008	Final	0	0	0	0	0	0
24	Summer Sweepstakes	Consumer	2008	Final	0	0	0	0	0	0
25	Electricity Retrofit Incentive	Consumer, Business	2008	Final	0	0	0	0	0	0
26	Toronto Comprehensive	Consumer, Consumer Low-Income, Business	2008	Final	0	0	0	0	0	0
27	High Performance New Construction	Business	2008	Final	0	0	0	0	0	0
28	Power Savings Blitz	Business	2008	Final	0	0	0	0	0	0
29	Demand Response 1	Business, Industrial	2008	Final	0	0	0	0	0	0
30	Demand Response 3	Business, Industrial	2008	Final	0	0	0	0	0	0
31	Loblaw & York Region Demand Response	Business, Industrial	2008	Final	0	0	0	0	0	0
32	Renewable Energy Standard Offer	Consumer, Business	2008	Final	0	0	0	0	0	0
33	Other Customer Based Generation	Business	2008	Final	0	0	0	0	0	0
34	LDC Custom - Hydro One Networks Inc. - Double Return	Business, Industrial	2008	Final	0	0	0	0	0	0
35	Great Refrigerator Roundup	Consumer	2009	Final	0	0	0	0	0	0
36	Cool Savings Rebate	Consumer	2009	Final	0	0	0	0	0	0
37	Every Kilowatt Counts Power Savings Event	Consumer	2009	Final	0	0	0	0	0	0
38	peaksaver®	Consumer, Business	2009	Final	0	0	0	0	0	0
39	Electricity Retrofit Incentive	Consumer, Business	2009	Final	0	0	0	0	0	0
40	Toronto Comprehensive	Consumer, Consumer Low-Income, Business,	2009	Final	0	0	0	0	0	0
41	High Performance New Construction	Business	2009	Final	0	0	0	0	0	0
42	Power Savings Blitz	Business	2009	Final	0	0	0	0	0	0
43	Multi-Family Energy Efficiency Rebates	Consumer, Consumer Low-Income	2009	Final	0	0	0	0	0	0
44	Demand Response 1	Business, Industrial	2009	Final	0	0	0	0	0	0
45	Demand Response 2	Business, Industrial	2009	Final	0	0	0	0	0	0
46	Demand Response 3	Business, Industrial	2009	Final	0	0	0	0	0	0
47	Loblaw & York Region Demand Response	Business, Industrial	2009	Final	0	0	0	0	0	0
48	LDC Custom - Thunder Bay Hydro - Phantom Load	Consumer	2009	Final	0	0	0	0	0	0
49	LDC Custom - Toronto Hydro - Summer Challenge	Consumer	2009	Final	0	0	0	0	0	0
50	LDC Custom - PowerStream - Data Centers	Business	2009	Final	0	0	0	0	0	0
51	Toronto Comprehensive Adjustment	Consumer, Business	2008	Final	0	0	0	0	0	0
52	LDC Custom - Hydro One Networks Inc. - Double Return Adjustment	Business, Industrial	2008	Final	0	0	0	0	0	0
2006 Subtotal					14,687	14,687	14,687	14,687	14,687	14,687
2007 Subtotal					0	0	0	0	0	0
2008 Subtotal					0	0	0	0	0	0
2009 Subtotal					0	0	0	0	0	0
Overall Total					14,687	14,687	14,687	14,687	14,687	14,687

OPA Conservation & Demand Management Programs

Measure Results at End-User Level

For: Horizon Utilities Corporation

#	Initiative Number	Initiative Name	Program Name	Program Year	Results Status	#
1	1	Secondary Refrigerator Retirement Pilot	Consumer	2006	Final	1
2	1	Secondary Refrigerator Retirement Pilot	Consumer	2006	Final	2
3	2	Cool & Hot Savings Rebate	Consumer	2006	Final	1
4	2	Cool & Hot Savings Rebate	Consumer	2006	Final	2
5	2	Cool & Hot Savings Rebate	Consumer	2006	Final	3
6	2	Cool & Hot Savings Rebate	Consumer	2006	Final	4
7	2	Cool & Hot Savings Rebate	Consumer	2006	Final	5
8	2	Cool & Hot Savings Rebate	Consumer	2006	Final	6
9	3	Every Kilowatt Counts	Consumer	2006	Final	1
10	3	Every Kilowatt Counts	Consumer	2006	Final	2
11	3	Every Kilowatt Counts	Consumer	2006	Final	3
12	3	Every Kilowatt Counts	Consumer	2006	Final	4
13	3	Every Kilowatt Counts	Consumer	2006	Final	5
14	3	Every Kilowatt Counts	Consumer	2006	Final	6
15	3	Every Kilowatt Counts	Consumer	2006	Final	7
16	3	Every Kilowatt Counts	Consumer	2006	Final	8
17	3	Every Kilowatt Counts	Consumer	2006	Final	9
18	3	Every Kilowatt Counts	Consumer	2006	Final	10
19	4	Demand Response 1	Business, Industrial	2006	Final	1
20	5	Loblaw & York Region Demand Response	Business, Industrial	2006	Final	1
21	5	Loblaw & York Region Demand Response	Business, Industrial	2006	Final	2
22	6	Great Refrigerator Roundup	Consumer	2007	Final	1
23	6	Great Refrigerator Roundup	Consumer	2007	Final	2
24	6	Great Refrigerator Roundup	Consumer	2007	Final	3
25	6	Great Refrigerator Roundup	Consumer	2007	Final	4
26	6	Great Refrigerator Roundup	Consumer	2007	Final	5
27	6	Great Refrigerator Roundup	Consumer	2007	Final	6
28	6	Great Refrigerator Roundup	Consumer	2007	Final	7
29	6	Great Refrigerator Roundup	Consumer	2007	Final	8
30	6	Great Refrigerator Roundup	Consumer	2007	Final	9
31	7	Cool & Hot Savings Rebate	Consumer	2007	Final	1
32	7	Cool & Hot Savings Rebate	Consumer	2007	Final	2
33	7	Cool & Hot Savings Rebate	Consumer	2007	Final	3
34	7	Cool & Hot Savings Rebate	Consumer	2007	Final	4

# OPA Conservation & Demand Management Programs

Measure Results at End-User Level

For: Horizon Utilities Corporation

#	Initiative Number	Initiative Name	Program Name	Program Year	Results Status	Measure Name
1	1	Secondary Refrigerator Retirement Pilot	Consumer	2006	Final	Refrigerator Retirement
2	1	Secondary Refrigerator Retirement Pilot	Consumer	2006	Final	Freezer Retirement
3	2	Cool & Hot Savings Rebate	Consumer	2006	Final	Energy Star® Central Air Conditioner - Cool Savings
4	2	Cool & Hot Savings Rebate	Consumer	2006	Final	Programmable Thermostat - Cool Savings
5	2	Cool & Hot Savings Rebate	Consumer	2006	Final	Central Air Conditioner Tune-ups - Cool Savings
6	2	Cool & Hot Savings Rebate	Consumer	2006	Final	Energy Star® Central Air Conditioner - Hot Savings
7	2	Cool & Hot Savings Rebate	Consumer	2006	Final	Efficient Furnace with ECM - Hot Savings
8	2	Cool & Hot Savings Rebate	Consumer	2006	Final	Programmable Thermostat - Hot Savings
9	3	Every Kilowatt Counts	Consumer	2006	Final	Energy Star® Compact Fluorescent Light Bulb - Spring Campaign
10	3	Every Kilowatt Counts	Consumer	2006	Final	Electric Timers - Spring Campaign
11	3	Every Kilowatt Counts	Consumer	2006	Final	Programmable Thermostats - Spring Campaign
12	3	Every Kilowatt Counts	Consumer	2006	Final	Energy Star® Ceiling Fans - Spring Campaign
13	3	Every Kilowatt Counts	Consumer	2006	Final	Energy Star® Compact Fluorescent Light Bulb - Autumn Campaign
14	3	Every Kilowatt Counts	Consumer	2006	Final	Seasonal Light Emitting Diode Light String - Autumn Campaign
15	3	Every Kilowatt Counts	Consumer	2006	Final	Programmable Thermostats - Autumn Campaign
16	3	Every Kilowatt Counts	Consumer	2006	Final	Dimmers - Autumn Campaign
17	3	Every Kilowatt Counts	Consumer	2006	Final	Indoor Motion Sensors - Autumn Campaign
18	3	Every Kilowatt Counts	Consumer	2006	Final	Programmable Basebaord Thermostats - Autumn Campaign
19	4	Demand Response 1	Business, Industrial	2006	Final	Voluntary Load Shedding Project
20	5	Loblaw & York Region Demand Response	Business, Industrial	2006	Final	Rodan Contract
21	5	Loblaw & York Region Demand Response	Business, Industrial	2006	Final	Loblaw Contract
22	6	Great Refrigerator Roundup	Consumer	2007	Final	Bottom Freezer Fridge
23	6	Great Refrigerator Roundup	Consumer	2007	Final	Chest Freezer
24	6	Great Refrigerator Roundup	Consumer	2007	Final	Side by Side Fridge-Freezer
25	6	Great Refrigerator Roundup	Consumer	2007	Final	Single Door Fridge
26	6	Great Refrigerator Roundup	Consumer	2007	Final	Small Freezer (under 10 cubic feet)
27	6	Great Refrigerator Roundup	Consumer	2007	Final	Small Fridge (under 10 cubic feet)
28	6	Great Refrigerator Roundup	Consumer	2007	Final	Top Freezer Fridge
29	6	Great Refrigerator Roundup	Consumer	2007	Final	Upright Freezer
30	6	Great Refrigerator Roundup	Consumer	2007	Final	Window Air Conditioner
31	7	Cool & Hot Savings Rebate	Consumer	2007	Final	Energy Star® Central Air Conditioner - Hot Savings
32	7	Cool & Hot Savings Rebate	Consumer	2007	Final	Efficient Furnace with ECM - Hot Savings
33	7	Cool & Hot Savings Rebate	Consumer	2007	Final	Programmable Thermostat - Hot Savings
34	7	Cool & Hot Savings Rebate	Consumer	2007	Final	Energy Star® Central Air Conditioner, Tier 2 - Cool Savings



OPA Conservation & Demand Management Programs

Measure Results at End-User Level

For: Horizon Utilities Corporation

#	Initiative Number	Initiative Name	Program Name	Program Year	Results Status
1	1	Secondary Refrigerator Retirement Pilot	Consumer	2006	Final
2	1	Secondary Refrigerator Retirement Pilot	Consumer	2006	Final
3	2	Cool & Hot Savings Rebate	Consumer	2006	Final
4	2	Cool & Hot Savings Rebate	Consumer	2006	Final
5	2	Cool & Hot Savings Rebate	Consumer	2006	Final
6	2	Cool & Hot Savings Rebate	Consumer	2006	Final
7	2	Cool & Hot Savings Rebate	Consumer	2006	Final
8	2	Cool & Hot Savings Rebate	Consumer	2006	Final
9	3	Every Kilowatt Counts	Consumer	2006	Final
10	3	Every Kilowatt Counts	Consumer	2006	Final
11	3	Every Kilowatt Counts	Consumer	2006	Final
12	3	Every Kilowatt Counts	Consumer	2006	Final
13	3	Every Kilowatt Counts	Consumer	2006	Final
14	3	Every Kilowatt Counts	Consumer	2006	Final
15	3	Every Kilowatt Counts	Consumer	2006	Final
16	3	Every Kilowatt Counts	Consumer	2006	Final
17	3	Every Kilowatt Counts	Consumer	2006	Final
18	3	Every Kilowatt Counts	Consumer	2006	Final
19	4	Demand Response 1	Business, Industrial	2006	Final
20	5	Loblaw & York Region Demand Response	Business, Industrial	2006	Final
21	5	Loblaw & York Region Demand Response	Business, Industrial	2006	Final
22	6	Great Refrigerator Roundup	Consumer	2007	Final
23	6	Great Refrigerator Roundup	Consumer	2007	Final
24	6	Great Refrigerator Roundup	Consumer	2007	Final
25	6	Great Refrigerator Roundup	Consumer	2007	Final
26	6	Great Refrigerator Roundup	Consumer	2007	Final
27	6	Great Refrigerator Roundup	Consumer	2007	Final
28	6	Great Refrigerator Roundup	Consumer	2007	Final
29	6	Great Refrigerator Roundup	Consumer	2007	Final
30	6	Great Refrigerator Roundup	Consumer	2007	Final
31	7	Cool & Hot Savings Rebate	Consumer	2007	Final
32	7	Cool & Hot Savings Rebate	Consumer	2007	Final
33	7	Cool & Hot Savings Rebate	Consumer	2007	Final
34	7	Cool & Hot Savings Rebate	Consumer	2007	Final

Unit Savings At			
Gross Summer Peak Demand Savings (kW)	Gross Annual Energy Savings (kWh)	Gross Lifetime Energy Savings (kWh)	Net Summer Peak Demand Savings (kW)
0.272	1,200	7,200	0.245
0.204	900	5,400	0.184
0.399	390	5,460	0.359
0.181	177	3,179	0.163
0.420	410	3,280	0.378
0.169	155	2,789	0.097
0.496	837	12,550	0.293
0.028	54	804	0.008
0.000	104	418	0.000
0.000	183	3,660	0.000
0.050	216	3,240	0.045
0.014	141	2,820	0.013
0.000	104	418	0.000
0.000	31	923	0.000
0.118	522	9,398	0.106
0.000	139	1,390	0.000
0.000	209	4,180	0.000
0.000	1,466	26,393	0.000
Custom	Custom	Custom	Custom
3,000.000	0	0	3,000.000
10,000.000	0	0	10,000.000
0.115	1,064	9,578	0.084
0.067	471	3,772	0.031
0.097	900	8,099	0.038
0.078	721	6,491	0.030
0.048	339	2,708	0.015
0.052	490	4,410	0.016
0.079	732	6,586	0.031
0.106	743	5,943	0.049
0.562	240	1,081	0.242
0.169	155	2,789	0.097
0.496	837	12,550	0.293
0.028	54	804	0.008
0.169	155	2,789	0.097

# OPA Conservation & Demand Management Programs

Measure Results at End-User Level

For: Horizon Utilities Corporation

#	Initiative Number	Initiative Name	Program Name	Program Year	Results Status	Assumptions				Activity Results (#)
						Net Annual Energy Savings (kWh)	Net Lifetime Energy Savings (kWh)	Aggregate Net-to-Gross Adjustment (%)	Effective Useful Life (EUL)	
1	1	Secondary Refrigerator Retirement Pilot	Consumer	2006	Final	1,080	6,480	90.0	6.0	205.954
2	1	Secondary Refrigerator Retirement Pilot	Consumer	2006	Final	810	4,860	90.0	6.0	8.906
3	2	Cool & Hot Savings Rebate	Consumer	2006	Final	351	4,914	90.0	14.0	590.731
4	2	Cool & Hot Savings Rebate	Consumer	2006	Final	159	2,861	90.0	18.0	450.036
5	2	Cool & Hot Savings Rebate	Consumer	2006	Final	369	2,952	90.0	8.0	402.878
6	2	Cool & Hot Savings Rebate	Consumer	2006	Final	89	1,595	57.2	18.0	120.317
7	2	Cool & Hot Savings Rebate	Consumer	2006	Final	494	7,417	59.1	15.0	253.276
8	2	Cool & Hot Savings Rebate	Consumer	2006	Final	15	221	27.5	15.0	234.089
9	3	Every Kilowatt Counts	Consumer	2006	Final	94	376	90.0	4.0	54,926.796
10	3	Every Kilowatt Counts	Consumer	2006	Final	165	3,294	90.0	20.0	1,539.850
11	3	Every Kilowatt Counts	Consumer	2006	Final	194	2,916	90.0	15.0	669.821
12	3	Every Kilowatt Counts	Consumer	2006	Final	127	2,538	90.0	20.0	509.548
13	3	Every Kilowatt Counts	Consumer	2006	Final	94	376	90.0	4.0	81,440.197
14	3	Every Kilowatt Counts	Consumer	2006	Final	28	830	90.0	30.0	19,602.611
15	3	Every Kilowatt Counts	Consumer	2006	Final	470	8,458	90.0	18.0	1,292.194
16	3	Every Kilowatt Counts	Consumer	2006	Final	125	1,251	90.0	10.0	1,021.765
17	3	Every Kilowatt Counts	Consumer	2006	Final	188	3,762	90.0	20.0	366.637
18	3	Every Kilowatt Counts	Consumer	2006	Final	1,320	23,754	90.0	18.0	76.966
19	4	Demand Response 1	Business, Industrial	2006	Final	Custom	Custom	100.0	1.0	0.419
20	5	Loblaw & York Region Demand Response	Business, Industrial	2006	Final	0	0	100.0	1.0	0.047
21	5	Loblaw & York Region Demand Response	Business, Industrial	2006	Final	0	0	100.0	1.0	0.047
22	6	Great Refrigerator Roundup	Consumer	2007	Final	778	7,002	73.1	9.0	11.974
23	6	Great Refrigerator Roundup	Consumer	2007	Final	216	1,724	45.7	8.0	345.571
24	6	Great Refrigerator Roundup	Consumer	2007	Final	352	3,171	39.1	9.0	99.040
25	6	Great Refrigerator Roundup	Consumer	2007	Final	282	2,541	39.1	9.0	274.424
26	6	Great Refrigerator Roundup	Consumer	2007	Final	102	815	30.1	8.0	12.628
27	6	Great Refrigerator Roundup	Consumer	2007	Final	147	1,327	30.1	9.0	21.522
28	6	Great Refrigerator Roundup	Consumer	2007	Final	286	2,578	39.1	9.0	994.040
29	6	Great Refrigerator Roundup	Consumer	2007	Final	340	2,717	45.7	8.0	66.801
30	6	Great Refrigerator Roundup	Consumer	2007	Final	104	466	43.1	4.5	26.000
31	7	Cool & Hot Savings Rebate	Consumer	2007	Final	89	1,595	57.2	18.0	118.802
32	7	Cool & Hot Savings Rebate	Consumer	2007	Final	494	7,417	59.1	15.0	250.085
33	7	Cool & Hot Savings Rebate	Consumer	2007	Final	15	221	27.5	15.0	231.139
34	7	Cool & Hot Savings Rebate	Consumer	2007	Final	89	1,595	57.2	18.0	924.598

# OPA Conservation & Demand Management Programs

Measure Results at End-User Level

For: Horizon Utilities Corporation

#	Initiative Number	Initiative Name	Program Name	Program Year	Results Status	LDC Specific Results					
						Gross Summer Peak Demand Savings (kW)	Gross Annual Energy Savings (kWh)	Gross Lifetime Energy Savings (kWh)	Net Summer Peak Demand Savings (kW)	Net Annual Energy Savings (kWh)	Net Lifetime Energy Savings (kWh)
1	1	Secondary Refrigerator Retirement Pilot	Consumer	2006	Final	56.02	247,144	1,482,866	50.42	222,430	1,334,579
2	1	Secondary Refrigerator Retirement Pilot	Consumer	2006	Final	1.82	8,016	48,094	1.64	7,214	43,285
3	2	Cool & Hot Savings Rebate	Consumer	2006	Final	235.63	230,388	3,225,430	212.07	207,349	2,902,887
4	2	Cool & Hot Savings Rebate	Consumer	2006	Final	81.49	79,487	1,430,758	73.34	71,538	1,287,682
5	2	Cool & Hot Savings Rebate	Consumer	2006	Final	169.19	165,175	1,321,401	152.27	148,658	1,189,261
6	2	Cool & Hot Savings Rebate	Consumer	2006	Final	20.38	18,641	335,530	11.66	10,662	191,923
7	2	Cool & Hot Savings Rebate	Consumer	2006	Final	125.66	211,915	3,178,728	74.27	125,242	1,878,628
8	2	Cool & Hot Savings Rebate	Consumer	2006	Final	6.46	12,547	188,207	1.77	3,446	51,685
9	3	Every Kilowatt Counts	Consumer	2006	Final	0.00	5,734,358	22,937,430	0.00	5,160,922	20,643,687
10	3	Every Kilowatt Counts	Consumer	2006	Final	0.00	281,793	5,635,850	0.00	253,613	5,072,265
11	3	Every Kilowatt Counts	Consumer	2006	Final	33.49	144,681	2,170,220	30.14	130,213	1,953,198
12	3	Every Kilowatt Counts	Consumer	2006	Final	7.13	71,846	1,436,926	6.42	64,662	1,293,234
13	3	Every Kilowatt Counts	Consumer	2006	Final	0.00	8,502,357	34,009,426	0.00	7,652,121	30,608,483
14	3	Every Kilowatt Counts	Consumer	2006	Final	0.00	602,780	18,083,409	0.00	542,502	16,275,068
15	3	Every Kilowatt Counts	Consumer	2006	Final	152.14	674,647	12,143,651	136.92	607,183	10,929,286
16	3	Every Kilowatt Counts	Consumer	2006	Final	0.00	142,025	1,420,253	0.00	127,823	1,278,227
17	3	Every Kilowatt Counts	Consumer	2006	Final	0.00	76,627	1,532,542	0.00	68,964	1,379,288
18	3	Every Kilowatt Counts	Consumer	2006	Final	0.00	112,855	2,031,390	0.00	101,569	1,828,251
19	4	Demand Response 1	Business, Industrial	2006	Final	12,370.29	0	0	12,370.29	0	0
20	5	Loblaw & York Region Demand Response	Business, Industrial	2006	Final	139.72	0	0	139.72	0	0
21	5	Loblaw & York Region Demand Response	Business, Industrial	2006	Final	465.75	0	0	465.75	0	0
22	6	Great Refrigerator Roundup	Consumer	2007	Final	1.38	12,744	114,692	1.01	9,315	83,838
23	6	Great Refrigerator Roundup	Consumer	2007	Final	23.31	162,924	1,303,393	10.66	74,483	595,863
24	6	Great Refrigerator Roundup	Consumer	2007	Final	9.57	89,128	802,154	3.75	34,892	314,027
25	6	Great Refrigerator Roundup	Consumer	2007	Final	21.34	197,930	1,781,373	8.35	77,486	697,373
26	6	Great Refrigerator Roundup	Consumer	2007	Final	0.61	4,275	34,197	0.18	1,287	10,294
27	6	Great Refrigerator Roundup	Consumer	2007	Final	1.11	10,545	94,902	0.33	3,174	28,567
28	6	Great Refrigerator Roundup	Consumer	2007	Final	78.48	727,458	6,547,118	30.72	284,785	2,563,068
29	6	Great Refrigerator Roundup	Consumer	2007	Final	7.10	49,628	397,025	3.25	22,688	181,505
30	6	Great Refrigerator Roundup	Consumer	2007	Final	14.60	6,244	28,100	6.29	2,691	12,111
31	7	Cool & Hot Savings Rebate	Consumer	2007	Final	20.13	18,406	331,303	11.51	10,528	189,505
32	7	Cool & Hot Savings Rebate	Consumer	2007	Final	124.08	209,245	3,138,681	73.33	123,664	1,854,961
33	7	Cool & Hot Savings Rebate	Consumer	2007	Final	6.38	12,389	185,836	1.75	3,402	51,034
34	7	Cool & Hot Savings Rebate	Consumer	2007	Final	156.64	143,246	2,578,435	89.60	81,937	1,474,865

OPA Conservation & Demand Management Programs

Measure Results at End-User Level

For: Horizon Utilities Corporation

#	Initiative Number	Initiative Name	Program Name	Program Year	Results Status	#
35	7	Cool & Hot Savings Rebate	Consumer	2007	Final	5
36	7	Cool & Hot Savings Rebate	Consumer	2007	Final	6
37	7	Cool & Hot Savings Rebate	Consumer	2007	Final	7
38	7	Cool & Hot Savings Rebate	Consumer	2007	Final	8
39	7	Cool & Hot Savings Rebate	Consumer	2007	Final	9
40	8	Every Kilowatt Counts	Consumer	2007	Final	1
41	8	Every Kilowatt Counts	Consumer	2007	Final	2
42	8	Every Kilowatt Counts	Consumer	2007	Final	3
43	8	Every Kilowatt Counts	Consumer	2007	Final	4
44	8	Every Kilowatt Counts	Consumer	2007	Final	5
45	8	Every Kilowatt Counts	Consumer	2007	Final	6
46	8	Every Kilowatt Counts	Consumer	2007	Final	7
47	8	Every Kilowatt Counts	Consumer	2007	Final	8
48	8	Every Kilowatt Counts	Consumer	2007	Final	9
49	8	Every Kilowatt Counts	Consumer	2007	Final	10
50	8	Every Kilowatt Counts	Consumer	2007	Final	11
51	8	Every Kilowatt Counts	Consumer	2007	Final	12
52	8	Every Kilowatt Counts	Consumer	2007	Final	13
53	8	Every Kilowatt Counts	Consumer	2007	Final	14
54	9	peaksaver®	Consumer, Business	2007	Final	1
55	9	peaksaver®	Consumer, Business	2007	Final	2
56	9	peaksaver®	Consumer, Business	2007	Final	3
57	9	peaksaver®	Consumer, Business	2007	Final	4
58	9	peaksaver®	Consumer, Business	2007	Final	5
59	9	peaksaver®	Consumer, Business	2007	Final	6
60	10	Summer Savings	Consumer	2007	Final	1
61	10	Summer Savings	Consumer	2007	Final	2
62	10	Summer Savings	Consumer	2007	Final	3
63	10	Summer Savings	Consumer	2007	Final	4
64	10	Summer Savings	Consumer	2007	Final	5
65	10	Summer Savings	Consumer	2007	Final	6
66	10	Summer Savings	Consumer	2007	Final	7
67	10	Summer Savings	Consumer	2007	Final	8
68	10	Summer Savings	Consumer	2007	Final	9

OPA Conservation & Demand Management Programs

Measure Results at End-User Level

For: Horizon Utilities Corporation

#	Initiative Number	Initiative Name	Program Name	Program Year	Results Status	Measure Name
35	7	Cool & Hot Savings Rebate	Consumer	2007	Final	Energy Star® Central Air Conditioner, Tier 1 - Cool Savings
36	7	Cool & Hot Savings Rebate	Consumer	2007	Final	Medium Efficiency Furnace with ECM - Cool Savings
37	7	Cool & Hot Savings Rebate	Consumer	2007	Final	High Efficiency Furnace with ECM - Cool Savings
38	7	Cool & Hot Savings Rebate	Consumer	2007	Final	Programmable Thermostat - Cool Savings
39	7	Cool & Hot Savings Rebate	Consumer	2007	Final	Central Air Conditioner Tune-ups - Cool Savings
40	8	Every Kilowatt Counts	Consumer	2007	Final	15 W CFL
41	8	Every Kilowatt Counts	Consumer	2007	Final	20+ W CFL
42	8	Every Kilowatt Counts	Consumer	2007	Final	Energy Star® Light Fixture
43	8	Every Kilowatt Counts	Consumer	2007	Final	T8 Fluorescent Tube
44	8	Every Kilowatt Counts	Consumer	2007	Final	Seasonal LED Light String
45	8	Every Kilowatt Counts	Consumer	2007	Final	Project Porchlight CFL
46	8	Every Kilowatt Counts	Consumer	2007	Final	Solar Light
47	8	Every Kilowatt Counts	Consumer	2007	Final	Energy Star® Ceiling Fan
48	8	Every Kilowatt Counts	Consumer	2007	Final	Furnace Filter
49	8	Every Kilowatt Counts	Consumer	2007	Final	Power Bar with Timer
50	8	Every Kilowatt Counts	Consumer	2007	Final	Lighting Control Device
51	8	Every Kilowatt Counts	Consumer	2007	Final	Outdoor Motion Sensor
52	8	Every Kilowatt Counts	Consumer	2007	Final	Dimmer Switch
53	8	Every Kilowatt Counts	Consumer	2007	Final	Programmable Thermostat
54	9	peaksaver®	Consumer, Business	2007	Final	Residential Air Conditioner - Switch
55	9	peaksaver®	Consumer, Business	2007	Final	Residential Air Conditioner - Thermostat
56	9	peaksaver®	Consumer, Business	2007	Final	Residential Electric Water Heater
57	9	peaksaver®	Consumer, Business	2007	Final	Commercial Air Conditioner - Switch
58	9	peaksaver®	Consumer, Business	2007	Final	Commercial Air Conditioner - Thermostat
59	9	peaksaver®	Consumer, Business	2007	Final	Commercial Electric Water Heater
60	10	Summer Savings	Consumer	2007	Final	Households, Change in Behaviour Only - Behaviour Related
61	10	Summer Savings	Consumer	2007	Final	Households, Change in Behaviour Only - Equipment Related
62	10	Summer Savings	Consumer	2007	Final	Households, Change in Behaviour Only - Compact Fluorescent Light Bulb Related
63	10	Summer Savings	Consumer	2007	Final	Households, Combination of Change in Behaviour and "Pulled Forward" Equipment - Behaviour Related
64	10	Summer Savings	Consumer	2007	Final	Households, Combination of Change in Behaviour and "Pulled Forward" Equipment - Equipment Related
65	10	Summer Savings	Consumer	2007	Final	Households, Combination of Change in Behaviour and "Pulled Forward" Equipment - Compact Fluorescent Light Bulb Related
66	10	Summer Savings	Consumer	2007	Final	Households, Change in Behaviour and Incremental Equipment (With Full Equipment Life) - Behaviour Related
67	10	Summer Savings	Consumer	2007	Final	Households, Change in Behaviour and Incremental Equipment (With Full Equipment Life) - Equipment Related
68	10	Summer Savings	Consumer	2007	Final	Households, Change in Behaviour and Incremental Equipment (With Full Equipment Life) - Compact Fluorescent Light Bulb Related



OPA Conservation & Demand Management Programs

Measure Results at End-User Level

For: Horizon Utilities Corporation

#	Initiative Number	Initiative Name	Program Name	Program Year	Results Status	Unit Savings As			
						Gross Summer Peak Demand Savings (kW)	Gross Annual Energy Savings (kWh)	Gross Lifetime Energy Savings (kWh)	Net Summer Peak Demand Savings (kW)
35	7	Cool & Hot Savings Rebate	Consumer	2007	Final	0.169	155	2,789	0.097
36	7	Cool & Hot Savings Rebate	Consumer	2007	Final	0.496	837	12,550	0.293
37	7	Cool & Hot Savings Rebate	Consumer	2007	Final	0.496	837	12,550	0.293
38	7	Cool & Hot Savings Rebate	Consumer	2007	Final	0.028	54	804	0.008
39	7	Cool & Hot Savings Rebate	Consumer	2007	Final	0.257	235	1,175	0.040
40	8	Every Kilowatt Counts	Consumer	2007	Final	0.001	43	344	0.001
41	8	Every Kilowatt Counts	Consumer	2007	Final	0.002	62	497	0.001
42	8	Every Kilowatt Counts	Consumer	2007	Final	0.006	123	1,966	0.003
43	8	Every Kilowatt Counts	Consumer	2007	Final	0.001	37	670	0.001
44	8	Every Kilowatt Counts	Consumer	2007	Final	0.000	14	69	0.000
45	8	Every Kilowatt Counts	Consumer	2007	Final	0.001	43	344	0.001
46	8	Every Kilowatt Counts	Consumer	2007	Final	0.000	5	24	0.000
47	8	Every Kilowatt Counts	Consumer	2007	Final	0.003	90	898	0.002
48	8	Every Kilowatt Counts	Consumer	2007	Final	0.011	38	38	0.006
49	8	Every Kilowatt Counts	Consumer	2007	Final	0.006	72	724	0.005
50	8	Every Kilowatt Counts	Consumer	2007	Final	0.019	72	722	0.010
51	8	Every Kilowatt Counts	Consumer	2007	Final	0.000	160	1,598	0.000
52	8	Every Kilowatt Counts	Consumer	2007	Final	0.001	24	237	0.000
53	8	Every Kilowatt Counts	Consumer	2007	Final	0.000	75	1,127	0.000
54	9	peaksaver®	Consumer, Business	2007	Final	0.630	0	0	0.567
55	9	peaksaver®	Consumer, Business	2007	Final	0.630	0	0	0.567
56	9	peaksaver®	Consumer, Business	2007	Final	0.300	0	0	0.270
57	9	peaksaver®	Consumer, Business	2007	Final	4.000	0	0	3.600
58	9	peaksaver®	Consumer, Business	2007	Final	4.000	0	0	3.600
59	9	peaksaver®	Consumer, Business	2007	Final	0.300	0	0	0.270
60	10	Summer Savings	Consumer	2007	Final	2.925	5,453	5,453	0.351
61	10	Summer Savings	Consumer	2007	Final	0.000	0	0	0.000
62	10	Summer Savings	Consumer	2007	Final	0.000	0	0	0.000
63	10	Summer Savings	Consumer	2007	Final	1.566	2,919	2,919	0.188
64	10	Summer Savings	Consumer	2007	Final	1.374	1,662	3,325	0.165
65	10	Summer Savings	Consumer	2007	Final	0.005	171	1,367	0.001
66	10	Summer Savings	Consumer	2007	Final	1.744	4,822	4,822	0.209
67	10	Summer Savings	Consumer	2007	Final	1.264	643	9,002	0.152
68	10	Summer Savings	Consumer	2007	Final	0.006	199	1,588	0.001

OPA Conservation & Demand Management Programs

Measure Results at End-User Level

For: Horizon Utilities Corporation

#	Initiative Number	Initiative Name	Program Name	Program Year	Results Status	Assumptions				Activity Results (#)
						Net Annual Energy Savings (kWh)	Net Lifetime Energy Savings (kWh)	Aggregate Net-to-Gross Adjustment (%)	Effective Useful Life (EUL)	
35	7	Cool & Hot Savings Rebate	Consumer	2007	Final	89	1,595	57.2	18.0	0.000
36	7	Cool & Hot Savings Rebate	Consumer	2007	Final	494	7,417	59.1	15.0	1,227.124
37	7	Cool & Hot Savings Rebate	Consumer	2007	Final	494	7,417	59.1	15.0	0.000
38	7	Cool & Hot Savings Rebate	Consumer	2007	Final	15	221	27.5	15.0	1,146.437
39	7	Cool & Hot Savings Rebate	Consumer	2007	Final	37	185	15.7	5.0	1,136.670
40	8	Every Kilowatt Counts	Consumer	2007	Final	34	268	78.0	8.0	96,291.669
41	8	Every Kilowatt Counts	Consumer	2007	Final	48	388	78.0	8.0	15,675.375
42	8	Every Kilowatt Counts	Consumer	2007	Final	68	1,082	55.0	16.0	374.013
43	8	Every Kilowatt Counts	Consumer	2007	Final	29	516	77.0	18.0	733.032
44	8	Every Kilowatt Counts	Consumer	2007	Final	7	34	49.0	5.0	25,510.968
45	8	Every Kilowatt Counts	Consumer	2007	Final	33	261	76.0	8.0	20,262.946
46	8	Every Kilowatt Counts	Consumer	2007	Final	1	3	13.0	5.0	12,362.343
47	8	Every Kilowatt Counts	Consumer	2007	Final	49	494	55.0	10.0	776.719
48	8	Every Kilowatt Counts	Consumer	2007	Final	21	21	55.0	1.0	3,129.653
49	8	Every Kilowatt Counts	Consumer	2007	Final	56	557	77.0	10.0	342.120
50	8	Every Kilowatt Counts	Consumer	2007	Final	40	397	55.0	10.0	3,961.082
51	8	Every Kilowatt Counts	Consumer	2007	Final	88	879	55.0	10.0	1,236.688
52	8	Every Kilowatt Counts	Consumer	2007	Final	13	130	55.0	10.0	785.797
53	8	Every Kilowatt Counts	Consumer	2007	Final	41	620	55.0	15.0	755.119
54	9	peaksaver®	Consumer, Business	2007	Final	0	0	90.0	12.0	0.000
55	9	peaksaver®	Consumer, Business	2007	Final	0	0	90.0	12.0	839.000
56	9	peaksaver®	Consumer, Business	2007	Final	0	0	90.0	12.0	0.000
57	9	peaksaver®	Consumer, Business	2007	Final	0	0	90.0	12.0	0.000
58	9	peaksaver®	Consumer, Business	2007	Final	0	0	90.0	12.0	55.000
59	9	peaksaver®	Consumer, Business	2007	Final	0	0	90.0	12.0	0.000
60	10	Summer Savings	Consumer	2007	Final	654	654	12.0	1.0	1,678.299
61	10	Summer Savings	Consumer	2007	Final	0	0	12.0	0.0	1,678.299
62	10	Summer Savings	Consumer	2007	Final	0	0	12.0	0.0	1,678.299
63	10	Summer Savings	Consumer	2007	Final	350	350	12.0	1.0	1,678.299
64	10	Summer Savings	Consumer	2007	Final	199	399	12.0	2.0	1,678.299
65	10	Summer Savings	Consumer	2007	Final	21	164	12.0	8.0	1,678.299
66	10	Summer Savings	Consumer	2007	Final	579	579	12.0	1.0	1,678.299
67	10	Summer Savings	Consumer	2007	Final	77	1,080	12.0	14.0	1,678.299
68	10	Summer Savings	Consumer	2007	Final	24	191	12.0	8.0	1,678.299

# OPA Conservation & Demand Management Programs

Measure Results at End-User Level

For: Horizon Utilities Corporation

#	Initiative Number	Initiative Name	Program Name	Program Year	Results Status	LDC Specific Results					
						Gross Summer Peak Demand Savings (kW)	Gross Annual Energy Savings (kWh)	Gross Lifetime Energy Savings (kWh)	Net Summer Peak Demand Savings (kW)	Net Annual Energy Savings (kWh)	Net Lifetime Energy Savings (kWh)
35	7	Cool & Hot Savings Rebate	Consumer	2007	Final	0.00	0	0	0.00	0	0
36	7	Cool & Hot Savings Rebate	Consumer	2007	Final	608.83	1,026,730	15,400,952	359.82	606,798	9,101,963
37	7	Cool & Hot Savings Rebate	Consumer	2007	Final	0.00	0	0	0.00	0	0
38	7	Cool & Hot Savings Rebate	Consumer	2007	Final	31.63	61,463	921,941	8.69	16,879	253,183
39	7	Cool & Hot Savings Rebate	Consumer	2007	Final	292.06	267,085	1,335,424	45.89	41,966	209,829
40	8	Every Kilowatt Counts	Consumer	2007	Final	125.18	4,140,542	33,124,334	97.64	3,229,623	25,836,981
41	8	Every Kilowatt Counts	Consumer	2007	Final	29.78	973,441	7,787,526	23.23	759,284	6,074,270
42	8	Every Kilowatt Counts	Consumer	2007	Final	2.09	45,966	735,460	1.15	25,281	404,503
43	8	Every Kilowatt Counts	Consumer	2007	Final	0.88	27,269	490,838	0.68	20,997	377,946
44	8	Every Kilowatt Counts	Consumer	2007	Final	0.00	349,500	1,747,501	0.00	171,255	856,276
45	8	Every Kilowatt Counts	Consumer	2007	Final	26.34	871,307	6,970,454	20.02	662,193	5,297,545
46	8	Every Kilowatt Counts	Consumer	2007	Final	0.00	59,463	297,314	0.00	7,730	38,651
47	8	Every Kilowatt Counts	Consumer	2007	Final	2.17	69,749	697,494	1.20	38,362	383,622
48	8	Every Kilowatt Counts	Consumer	2007	Final	35.05	117,988	117,988	19.28	64,893	64,893
49	8	Every Kilowatt Counts	Consumer	2007	Final	2.16	24,769	247,695	1.66	19,072	190,725
50	8	Every Kilowatt Counts	Consumer	2007	Final	73.28	285,990	2,859,901	40.30	157,295	1,572,946
51	8	Every Kilowatt Counts	Consumer	2007	Final	0.00	197,623	1,976,228	0.00	108,693	1,086,925
52	8	Every Kilowatt Counts	Consumer	2007	Final	0.55	18,623	186,234	0.30	10,243	102,429
53	8	Every Kilowatt Counts	Consumer	2007	Final	0.00	56,709	850,642	0.00	31,190	467,853
54	9	peaksaver®	Consumer, Business	2007	Final	0.00	0	0	0.00	0	0
55	9	peaksaver®	Consumer, Business	2007	Final	528.57	0	0	475.71	0	0
56	9	peaksaver®	Consumer, Business	2007	Final	0.00	0	0	0.00	0	0
57	9	peaksaver®	Consumer, Business	2007	Final	0.00	0	0	0.00	0	0
58	9	peaksaver®	Consumer, Business	2007	Final	220.00	0	0	198.00	0	0
59	9	peaksaver®	Consumer, Business	2007	Final	0.00	0	0	0.00	0	0
60	10	Summer Savings	Consumer	2007	Final	4,908.40	9,151,257	9,151,257	589.01	1,098,151	1,098,151
61	10	Summer Savings	Consumer	2007	Final	0.00	0	0	0.00	0	0
62	10	Summer Savings	Consumer	2007	Final	0.00	0	0	0.00	0	0
63	10	Summer Savings	Consumer	2007	Final	2,627.45	4,898,635	4,898,635	315.29	587,836	587,836
64	10	Summer Savings	Consumer	2007	Final	2,305.55	2,789,756	5,579,512	276.67	334,771	669,541
65	10	Summer Savings	Consumer	2007	Final	8.91	286,842	2,294,733	1.07	34,421	275,368
66	10	Summer Savings	Consumer	2007	Final	2,927.23	8,093,093	8,093,093	351.27	971,171	971,171
67	10	Summer Savings	Consumer	2007	Final	2,121.58	1,079,111	15,107,548	254.59	129,493	1,812,906
68	10	Summer Savings	Consumer	2007	Final	10.35	333,155	2,665,237	1.24	39,979	319,828

# OPA Conservation & Demand Management Programs

Measure Results at End-User Level

For: Horizon Utilities Corporation

#	Initiative Number	Initiative Name	Program Name	Program Year	Results Status	#
69	11	Aboriginal	Consumer	2007	Final	1
70	12	Affordable Housing Pilot	Consumer Low-Income	2007	Final	1
71	12	Affordable Housing Pilot	Consumer Low-Income	2007	Final	2
72	12	Affordable Housing Pilot	Consumer Low-Income	2007	Final	3
73	12	Affordable Housing Pilot	Consumer Low-Income	2007	Final	4
74	12	Affordable Housing Pilot	Consumer Low-Income	2007	Final	5
75	12	Affordable Housing Pilot	Consumer Low-Income	2007	Final	6
76	12	Affordable Housing Pilot	Consumer Low-Income	2007	Final	7
77	12	Affordable Housing Pilot	Consumer Low-Income	2007	Final	8
78	12	Affordable Housing Pilot	Consumer Low-Income	2007	Final	9
79	12	Affordable Housing Pilot	Consumer Low-Income	2007	Final	10
80	12	Affordable Housing Pilot	Consumer Low-Income	2007	Final	11
81	12	Affordable Housing Pilot	Consumer Low-Income	2007	Final	12
82	12	Affordable Housing Pilot	Consumer Low-Income	2007	Final	13
83	12	Affordable Housing Pilot	Consumer Low-Income	2007	Final	14
84	12	Affordable Housing Pilot	Consumer Low-Income	2007	Final	15
85	12	Affordable Housing Pilot	Consumer Low-Income	2007	Final	16
86	12	Affordable Housing Pilot	Consumer Low-Income	2007	Final	17
87	12	Affordable Housing Pilot	Consumer Low-Income	2007	Final	18
88	12	Affordable Housing Pilot	Consumer Low-Income	2007	Final	19
89	12	Affordable Housing Pilot	Consumer Low-Income	2007	Final	20
90	12	Affordable Housing Pilot	Consumer Low-Income	2007	Final	21
91	12	Affordable Housing Pilot	Consumer Low-Income	2007	Final	22
92	12	Affordable Housing Pilot	Consumer Low-Income	2007	Final	23
93	12	Affordable Housing Pilot	Consumer Low-Income	2007	Final	24
94	12	Affordable Housing Pilot	Consumer Low-Income	2007	Final	25
95	12	Affordable Housing Pilot	Consumer Low-Income	2007	Final	26
96	12	Affordable Housing Pilot	Consumer Low-Income	2007	Final	27
97	12	Affordable Housing Pilot	Consumer Low-Income	2007	Final	28
98	12	Affordable Housing Pilot	Consumer Low-Income	2007	Final	29
99	12	Affordable Housing Pilot	Consumer Low-Income	2007	Final	30
100	13	Social Housing Pilot	Consumer Low-Income	2007	Final	1
101	14	Energy Efficiency Assistance for Houses Pilot	Consumer Low-Income	2007	Final	1
102	15	Electricity Retrofit Incentive	Business	2007	Final	1

# OPA Conservation & Demand Management Programs

Measure Results at End-User Level

For: Horizon Utilities Corporation

#	Initiative Number	Initiative Name	Program Name	Program Year	Results Status	Measure Name
69	11	Aboriginal	Consumer	2007	Final	Conservation Kits
70	12	Affordable Housing Pilot	Consumer Low-Income	2007	Final	1 - T8 32W w/EL ballast
71	12	Affordable Housing Pilot	Consumer Low-Income	2007	Final	2 - T8 32W w/EL ballast
72	12	Affordable Housing Pilot	Consumer Low-Income	2007	Final	Air-source Heat Pump - Split
73	12	Affordable Housing Pilot	Consumer Low-Income	2007	Final	Automated Controls for HVAC
74	12	Affordable Housing Pilot	Consumer Low-Income	2007	Final	Boiler
75	12	Affordable Housing Pilot	Consumer Low-Income	2007	Final	Ceiling Fan (common area)
76	12	Affordable Housing Pilot	Consumer Low-Income	2007	Final	Ceiling Fan (in-suite)
77	12	Affordable Housing Pilot	Consumer Low-Income	2007	Final	Central Air Conditioning System - Single
78	12	Affordable Housing Pilot	Consumer Low-Income	2007	Final	Central Air Conditioning System - Split
79	12	Affordable Housing Pilot	Consumer Low-Income	2007	Final	CFL Screw-In 15W - in suite
80	12	Affordable Housing Pilot	Consumer Low-Income	2007	Final	CFL Screw-In 25W - in suite
81	12	Affordable Housing Pilot	Consumer Low-Income	2007	Final	Dimmer Switch
82	12	Affordable Housing Pilot	Consumer Low-Income	2007	Final	Energy Star Clotheswasher
83	12	Affordable Housing Pilot	Consumer Low-Income	2007	Final	Energy Star Dishwasher
84	12	Affordable Housing Pilot	Consumer Low-Income	2007	Final	Energy Star Refrigerator
85	12	Affordable Housing Pilot	Consumer Low-Income	2007	Final	Flood Light, 26W Fluorescent Fixture
86	12	Affordable Housing Pilot	Consumer Low-Income	2007	Final	Front Loading Washing Machine
87	12	Affordable Housing Pilot	Consumer Low-Income	2007	Final	Furnace
88	12	Affordable Housing Pilot	Consumer Low-Income	2007	Final	Furnace with DC Motor
89	12	Affordable Housing Pilot	Consumer Low-Income	2007	Final	Ground-source Heat Pump
90	12	Affordable Housing Pilot	Consumer Low-Income	2007	Final	High Pressure Sodium
91	12	Affordable Housing Pilot	Consumer Low-Income	2007	Final	Motion Detector
92	12	Affordable Housing Pilot	Consumer Low-Income	2007	Final	Occupancy Sensors
93	12	Affordable Housing Pilot	Consumer Low-Income	2007	Final	Other CFL Screw-in Light (please specify)
94	12	Affordable Housing Pilot	Consumer Low-Income	2007	Final	Other Exterior Lighting (please specify)
95	12	Affordable Housing Pilot	Consumer Low-Income	2007	Final	Other Parking Garage Lighting (please specify)
96	12	Affordable Housing Pilot	Consumer Low-Income	2007	Final	Photo Sensors
97	12	Affordable Housing Pilot	Consumer Low-Income	2007	Final	Programmable Thermostat
98	12	Affordable Housing Pilot	Consumer Low-Income	2007	Final	Timer - Outdoor Light
99	12	Affordable Housing Pilot	Consumer Low-Income	2007	Final	Ventilating Fan (in-suite)
100	13	Social Housing Pilot	Consumer Low-Income	2007	Final	Custom Retrofit Projects
101	14	Energy Efficiency Assistance for Houses Pilot	Consumer Low-Income	2007	Final	Custom Retrofit Projects
102	15	Electricity Retrofit Incentive	Business	2007	Final	Custom Project



OPA Conservation & Demand Management Programs

Measure Results at End-User Level

For: Horizon Utilities Corporation

#	Initiative Number	Initiative Name	Program Name	Program Year	Results Status
69	11	Aboriginal	Consumer	2007	Final
70	12	Affordable Housing Pilot	Consumer Low-Income	2007	Final
71	12	Affordable Housing Pilot	Consumer Low-Income	2007	Final
72	12	Affordable Housing Pilot	Consumer Low-Income	2007	Final
73	12	Affordable Housing Pilot	Consumer Low-Income	2007	Final
74	12	Affordable Housing Pilot	Consumer Low-Income	2007	Final
75	12	Affordable Housing Pilot	Consumer Low-Income	2007	Final
76	12	Affordable Housing Pilot	Consumer Low-Income	2007	Final
77	12	Affordable Housing Pilot	Consumer Low-Income	2007	Final
78	12	Affordable Housing Pilot	Consumer Low-Income	2007	Final
79	12	Affordable Housing Pilot	Consumer Low-Income	2007	Final
80	12	Affordable Housing Pilot	Consumer Low-Income	2007	Final
81	12	Affordable Housing Pilot	Consumer Low-Income	2007	Final
82	12	Affordable Housing Pilot	Consumer Low-Income	2007	Final
83	12	Affordable Housing Pilot	Consumer Low-Income	2007	Final
84	12	Affordable Housing Pilot	Consumer Low-Income	2007	Final
85	12	Affordable Housing Pilot	Consumer Low-Income	2007	Final
86	12	Affordable Housing Pilot	Consumer Low-Income	2007	Final
87	12	Affordable Housing Pilot	Consumer Low-Income	2007	Final
88	12	Affordable Housing Pilot	Consumer Low-Income	2007	Final
89	12	Affordable Housing Pilot	Consumer Low-Income	2007	Final
90	12	Affordable Housing Pilot	Consumer Low-Income	2007	Final
91	12	Affordable Housing Pilot	Consumer Low-Income	2007	Final
92	12	Affordable Housing Pilot	Consumer Low-Income	2007	Final
93	12	Affordable Housing Pilot	Consumer Low-Income	2007	Final
94	12	Affordable Housing Pilot	Consumer Low-Income	2007	Final
95	12	Affordable Housing Pilot	Consumer Low-Income	2007	Final
96	12	Affordable Housing Pilot	Consumer Low-Income	2007	Final
97	12	Affordable Housing Pilot	Consumer Low-Income	2007	Final
98	12	Affordable Housing Pilot	Consumer Low-Income	2007	Final
99	12	Affordable Housing Pilot	Consumer Low-Income	2007	Final
100	13	Social Housing Pilot	Consumer Low-Income	2007	Final
101	14	Energy Efficiency Assistance for Houses Pilot	Consumer Low-Income	2007	Final
102	15	Electricity Retrofit Incentive	Business	2007	Final

Unit Savings At			
Gross Summer Peak Demand Savings (kW)	Gross Annual Energy Savings (kWh)	Gross Lifetime Energy Savings (kWh)	Net Summer Peak Demand Savings (kW)
0.043	900	3,600	0.043
0.013	30	422	0.013
0.020	46	650	0.020
6.079	4,437	62,118	6.079
0.000	18,565	259,910	0.000
0.011	17	238	0.011
0.005	7	98	0.005
0.005	7	98	0.005
1.073	807	11,298	1.073
1.936	1,456	20,384	1.936
0.005	180	2,520	0.005
0.009	300	4,200	0.009
0.004	139	1,946	0.004
0.029	287	4,018	0.029
0.010	136	1,904	0.010
0.007	69	966	0.007
0.013	128	1,792	0.013
0.111	1,108	15,512	0.111
0.017	25	350	0.017
0.030	45	630	0.030
4.715	3,545	49,630	4.715
0.086	749	10,486	0.086
0.000	209	2,926	0.000
0.000	209	2,926	0.000
0.011	383	5,359	0.011
0.013	160	2,240	0.013
0.051	442	6,193	0.051
0.000	292	4,088	0.000
0.013	631	8,834	0.013
0.000	292	4,088	0.000
0.001	12	168	0.001
Custom	Custom	Custom	Custom
Custom	Custom	Custom	Custom
Custom	Custom	Custom	Custom

# OPA Conservation & Demand Management Programs

Measure Results at End-User Level

For: Horizon Utilities Corporation

#	Initiative Number	Initiative Name	Program Name	Program Year	Results Status	Assumptions				Activity Results (#)
						Net Annual Energy Savings (kWh)	Net Lifetime Energy Savings (kWh)	Aggregate Net-to-Gross Adjustment (%)	Effective Useful Life (EUL)	
69	11	Aboriginal	Consumer	2007	Final	900	3,600	100.0	4.0	0.000
70	12	Affordable Housing Pilot	Consumer Low-Income	2007	Final	30	422	100.0	14.0	0.000
71	12	Affordable Housing Pilot	Consumer Low-Income	2007	Final	46	650	100.0	14.0	0.000
72	12	Affordable Housing Pilot	Consumer Low-Income	2007	Final	4,437	62,118	100.0	14.0	0.000
73	12	Affordable Housing Pilot	Consumer Low-Income	2007	Final	18,565	259,910	100.0	14.0	0.000
74	12	Affordable Housing Pilot	Consumer Low-Income	2007	Final	17	238	100.0	14.0	40.000
75	12	Affordable Housing Pilot	Consumer Low-Income	2007	Final	7	98	100.0	14.0	0.000
76	12	Affordable Housing Pilot	Consumer Low-Income	2007	Final	7	98	100.0	14.0	0.000
77	12	Affordable Housing Pilot	Consumer Low-Income	2007	Final	807	11,298	100.0	14.0	0.000
78	12	Affordable Housing Pilot	Consumer Low-Income	2007	Final	1,456	20,384	100.0	14.0	0.000
79	12	Affordable Housing Pilot	Consumer Low-Income	2007	Final	180	2,520	100.0	14.0	0.000
80	12	Affordable Housing Pilot	Consumer Low-Income	2007	Final	300	4,200	100.0	14.0	0.000
81	12	Affordable Housing Pilot	Consumer Low-Income	2007	Final	139	1,946	100.0	14.0	0.000
82	12	Affordable Housing Pilot	Consumer Low-Income	2007	Final	287	4,018	100.0	14.0	0.000
83	12	Affordable Housing Pilot	Consumer Low-Income	2007	Final	136	1,904	100.0	14.0	0.000
84	12	Affordable Housing Pilot	Consumer Low-Income	2007	Final	69	966	100.0	14.0	40.000
85	12	Affordable Housing Pilot	Consumer Low-Income	2007	Final	128	1,792	100.0	14.0	0.000
86	12	Affordable Housing Pilot	Consumer Low-Income	2007	Final	1,108	15,512	100.0	14.0	0.000
87	12	Affordable Housing Pilot	Consumer Low-Income	2007	Final	25	350	100.0	14.0	0.000
88	12	Affordable Housing Pilot	Consumer Low-Income	2007	Final	45	630	100.0	14.0	0.000
89	12	Affordable Housing Pilot	Consumer Low-Income	2007	Final	3,545	49,630	100.0	14.0	0.000
90	12	Affordable Housing Pilot	Consumer Low-Income	2007	Final	749	10,486	100.0	14.0	0.000
91	12	Affordable Housing Pilot	Consumer Low-Income	2007	Final	209	2,926	100.0	14.0	0.000
92	12	Affordable Housing Pilot	Consumer Low-Income	2007	Final	209	2,926	100.0	14.0	28.000
93	12	Affordable Housing Pilot	Consumer Low-Income	2007	Final	383	5,359	100.0	14.0	480.000
94	12	Affordable Housing Pilot	Consumer Low-Income	2007	Final	160	2,240	100.0	14.0	0.000
95	12	Affordable Housing Pilot	Consumer Low-Income	2007	Final	442	6,193	100.0	14.0	0.000
96	12	Affordable Housing Pilot	Consumer Low-Income	2007	Final	292	4,088	100.0	14.0	0.000
97	12	Affordable Housing Pilot	Consumer Low-Income	2007	Final	631	8,834	100.0	14.0	0.000
98	12	Affordable Housing Pilot	Consumer Low-Income	2007	Final	292	4,088	100.0	14.0	0.000
99	12	Affordable Housing Pilot	Consumer Low-Income	2007	Final	12	168	100.0	14.0	0.000
100	13	Social Housing Pilot	Consumer Low-Income	2007	Final	Custom	Custom	100.0	10.0	392.291
101	14	Energy Efficiency Assistance for Houses Pilot	Consumer Low-Income	2007	Final	Custom	Custom	100.0	19.0	4.000
102	15	Electricity Retrofit Incentive	Business	2007	Final	Custom	Custom	90.0	5.0	0.014

# OPA Conservation & Demand Management Programs

Measure Results at End-User Level

For: Horizon Utilities Corporation

#	Initiative Number	Initiative Name	Program Name	Program Year	Results Status	LDC Specific Results					
						Gross Summer Peak Demand Savings (kW)	Gross Annual Energy Savings (kWh)	Gross Lifetime Energy Savings (kWh)	Net Summer Peak Demand Savings (kW)	Net Annual Energy Savings (kWh)	Net Lifetime Energy Savings (kWh)
69	11	Aboriginal	Consumer	2007	Final	0.00	0	0	0.00	0	0
70	12	Affordable Housing Pilot	Consumer Low-Income	2007	Final	0.00	0	0	0.00	0	0
71	12	Affordable Housing Pilot	Consumer Low-Income	2007	Final	0.00	0	0	0.00	0	0
72	12	Affordable Housing Pilot	Consumer Low-Income	2007	Final	0.00	0	0	0.00	0	0
73	12	Affordable Housing Pilot	Consumer Low-Income	2007	Final	0.00	0	0	0.00	0	0
74	12	Affordable Housing Pilot	Consumer Low-Income	2007	Final	0.45	680	9,520	0.45	680	9,520
75	12	Affordable Housing Pilot	Consumer Low-Income	2007	Final	0.00	0	0	0.00	0	0
76	12	Affordable Housing Pilot	Consumer Low-Income	2007	Final	0.00	0	0	0.00	0	0
77	12	Affordable Housing Pilot	Consumer Low-Income	2007	Final	0.00	0	0	0.00	0	0
78	12	Affordable Housing Pilot	Consumer Low-Income	2007	Final	0.00	0	0	0.00	0	0
79	12	Affordable Housing Pilot	Consumer Low-Income	2007	Final	0.00	0	0	0.00	0	0
80	12	Affordable Housing Pilot	Consumer Low-Income	2007	Final	0.00	0	0	0.00	0	0
81	12	Affordable Housing Pilot	Consumer Low-Income	2007	Final	0.00	0	0	0.00	0	0
82	12	Affordable Housing Pilot	Consumer Low-Income	2007	Final	0.00	0	0	0.00	0	0
83	12	Affordable Housing Pilot	Consumer Low-Income	2007	Final	0.00	0	0	0.00	0	0
84	12	Affordable Housing Pilot	Consumer Low-Income	2007	Final	0.28	2,760	38,640	0.28	2,760	38,640
85	12	Affordable Housing Pilot	Consumer Low-Income	2007	Final	0.00	0	0	0.00	0	0
86	12	Affordable Housing Pilot	Consumer Low-Income	2007	Final	0.00	0	0	0.00	0	0
87	12	Affordable Housing Pilot	Consumer Low-Income	2007	Final	0.00	0	0	0.00	0	0
88	12	Affordable Housing Pilot	Consumer Low-Income	2007	Final	0.00	0	0	0.00	0	0
89	12	Affordable Housing Pilot	Consumer Low-Income	2007	Final	0.00	0	0	0.00	0	0
90	12	Affordable Housing Pilot	Consumer Low-Income	2007	Final	0.00	0	0	0.00	0	0
91	12	Affordable Housing Pilot	Consumer Low-Income	2007	Final	0.00	0	0	0.00	0	0
92	12	Affordable Housing Pilot	Consumer Low-Income	2007	Final	0.00	5,852	81,928	0.00	5,852	81,928
93	12	Affordable Housing Pilot	Consumer Low-Income	2007	Final	5.51	183,720	2,572,080	5.51	183,720	2,572,080
94	12	Affordable Housing Pilot	Consumer Low-Income	2007	Final	0.00	0	0	0.00	0	0
95	12	Affordable Housing Pilot	Consumer Low-Income	2007	Final	0.00	0	0	0.00	0	0
96	12	Affordable Housing Pilot	Consumer Low-Income	2007	Final	0.00	0	0	0.00	0	0
97	12	Affordable Housing Pilot	Consumer Low-Income	2007	Final	0.00	0	0	0.00	0	0
98	12	Affordable Housing Pilot	Consumer Low-Income	2007	Final	0.00	0	0	0.00	0	0
99	12	Affordable Housing Pilot	Consumer Low-Income	2007	Final	0.00	0	0	0.00	0	0
100	13	Social Housing Pilot	Consumer Low-Income	2007	Final	56.74	482,258	4,822,581	56.74	482,258	4,822,581
101	14	Energy Efficiency Assistance for Houses Pilot	Consumer Low-Income	2007	Final	1.25	13,087	248,659	1.25	13,087	248,659
102	15	Electricity Retrofit Incentive	Business	2007	Final	28.43	78,970	394,848	25.59	71,073	355,363

OPA Conservation & Demand Management Programs

Measure Results at End-User Level

For: Horizon Utilities Corporation

#	Initiative Number	Initiative Name	Program Name	Program Year	Results Status	#
103	16	Toronto Comprehensive	Business	2007	Final	1
104	16	Toronto Comprehensive	Business	2007	Final	2
105	16	Toronto Comprehensive	Business	2007	Final	3
106	17	Demand Response 1	Business, Industrial	2007	Final	1
107	18	Loblaw & York Region Demand Response	Business, Industrial	2007	Final	1
108	18	Loblaw & York Region Demand Response	Business, Industrial	2007	Final	2
109	19	Renewable Energy Standard Offer	Consumer, Business, Industrial	2007	Final	1
110	19	Renewable Energy Standard Offer	Consumer, Business, Industrial	2007	Final	2
111	19	Renewable Energy Standard Offer	Consumer, Business, Industrial	2007	Final	3
112	19	Renewable Energy Standard Offer	Consumer, Business, Industrial	2007	Final	4
113	20	Great Refrigerator Roundup	Consumer	2008	Final	1
114	20	Great Refrigerator Roundup	Consumer	2008	Final	2
115	20	Great Refrigerator Roundup	Consumer	2008	Final	3
116	20	Great Refrigerator Roundup	Consumer	2008	Final	4
117	20	Great Refrigerator Roundup	Consumer	2008	Final	5
118	20	Great Refrigerator Roundup	Consumer	2008	Final	6
119	20	Great Refrigerator Roundup	Consumer	2008	Final	7
120	20	Great Refrigerator Roundup	Consumer	2008	Final	8
121	20	Great Refrigerator Roundup	Consumer	2008	Final	9
122	21	Cool Savings Rebate	Consumer	2008	Final	1
123	21	Cool Savings Rebate	Consumer	2008	Final	2
124	21	Cool Savings Rebate	Consumer	2008	Final	3
125	21	Cool Savings Rebate	Consumer	2008	Final	4
126	21	Cool Savings Rebate	Consumer	2008	Final	5
127	21	Cool Savings Rebate	Consumer	2008	Final	6
128	21	Cool Savings Rebate	Consumer	2008	Final	7
129	21	Cool Savings Rebate	Consumer	2008	Final	8
130	21	Cool Savings Rebate	Consumer	2008	Final	9
131	21	Cool Savings Rebate	Consumer	2008	Final	10
132	22	Every Kilowatt Counts Power Savings Event	Consumer	2008	Final	1
133	22	Every Kilowatt Counts Power Savings Event	Consumer	2008	Final	2
134	22	Every Kilowatt Counts Power Savings Event	Consumer	2008	Final	3
135	22	Every Kilowatt Counts Power Savings Event	Consumer	2008	Final	4
136	22	Every Kilowatt Counts Power Savings Event	Consumer	2008	Final	5

# OPA Conservation & Demand Management Programs

Measure Results at End-User Level

For: Horizon Utilities Corporation

#	Initiative Number	Initiative Name	Program Name	Program Year	Results Status	Measure Name
103	16	Toronto Comprehensive	Business	2007	Final	Toronto Hydro-Electric System Limited Project
104	16	Toronto Comprehensive	Business	2007	Final	City of Toronto Project
105	16	Toronto Comprehensive	Business	2007	Final	Building Owners & Managers Association Project
106	17	Demand Response 1	Business, Industrial	2007	Final	Voluntary Load Shedding Project
107	18	Loblaw & York Region Demand Response	Business, Industrial	2007	Final	Rodan Contract
108	18	Loblaw & York Region Demand Response	Business, Industrial	2007	Final	Loblaw Contract
109	19	Renewable Energy Standard Offer	Consumer, Business, Industrial	2007	Final	Water
110	19	Renewable Energy Standard Offer	Consumer, Business, Industrial	2007	Final	SolarPV
111	19	Renewable Energy Standard Offer	Consumer, Business, Industrial	2007	Final	Wind
112	19	Renewable Energy Standard Offer	Consumer, Business, Industrial	2007	Final	Biogas
113	20	Great Refrigerator Roundup	Consumer	2008	Final	Bottom Freezer Fridge
114	20	Great Refrigerator Roundup	Consumer	2008	Final	Chest Freezer
115	20	Great Refrigerator Roundup	Consumer	2008	Final	Side by Side Fridge-Freezer
116	20	Great Refrigerator Roundup	Consumer	2008	Final	Single Door Fridge
117	20	Great Refrigerator Roundup	Consumer	2008	Final	Small Freezer (under 10 cubic feet)
118	20	Great Refrigerator Roundup	Consumer	2008	Final	Small Fridge (under 10 cubic feet)
119	20	Great Refrigerator Roundup	Consumer	2008	Final	Top Freezer Fridge
120	20	Great Refrigerator Roundup	Consumer	2008	Final	Upright Freezer
121	20	Great Refrigerator Roundup	Consumer	2008	Final	Window Air Conditioner
122	21	Cool Savings Rebate	Consumer	2008	Final	2007 Energy Star® Central Air Conditioner, Tier 2
123	21	Cool Savings Rebate	Consumer	2008	Final	2007 Energy Star® Central Air Conditioner, Tier 1
124	21	Cool Savings Rebate	Consumer	2008	Final	2007 Medium Efficiency Furnace with ECM
125	21	Cool Savings Rebate	Consumer	2008	Final	2007 High Efficiency Furnace with ECM
126	21	Cool Savings Rebate	Consumer	2008	Final	2007 Programmable Thermostat
127	21	Cool Savings Rebate	Consumer	2008	Final	2007 Central Air Conditioner Tune-ups
128	21	Cool Savings Rebate	Consumer	2008	Final	2008 Energy Star® Central Air Conditioner, Tier 2
129	21	Cool Savings Rebate	Consumer	2008	Final	2008 Energy Star® Central Air Conditioner, Tier 1
130	21	Cool Savings Rebate	Consumer	2008	Final	2008 Efficient Furnace with ECM
131	21	Cool Savings Rebate	Consumer	2008	Final	2008 Programmable Thermostat
132	22	Every Kilowatt Counts Power Savings Event	Consumer	2008	Final	Energy Star® Qualified Compact Fluorescent Light Bulbs
133	22	Every Kilowatt Counts Power Savings Event	Consumer	2008	Final	Energy Star® Qualified Dimmable CFLs
134	22	Every Kilowatt Counts Power Savings Event	Consumer	2008	Final	Energy Star® Qualified Decorative CFLs
135	22	Every Kilowatt Counts Power Savings Event	Consumer	2008	Final	Energy Star® Qualified Compact Fluorescent Floods (Indoor & Outdoor)
136	22	Every Kilowatt Counts Power Savings Event	Consumer	2008	Final	Energy Star® Qualified Light Fixtures



OPA Conservation & Demand Management Programs

Measure Results at End-User Level

For: Horizon Utilities Corporation

#	Initiative Number	Initiative Name	Program Name	Program Year	Results Status
103	16	Toronto Comprehensive	Business	2007	Final
104	16	Toronto Comprehensive	Business	2007	Final
105	16	Toronto Comprehensive	Business	2007	Final
106	17	Demand Response 1	Business, Industrial	2007	Final
107	18	Loblaw & York Region Demand Response	Business, Industrial	2007	Final
108	18	Loblaw & York Region Demand Response	Business, Industrial	2007	Final
109	19	Renewable Energy Standard Offer	Consumer, Business, Industrial	2007	Final
110	19	Renewable Energy Standard Offer	Consumer, Business, Industrial	2007	Final
111	19	Renewable Energy Standard Offer	Consumer, Business, Industrial	2007	Final
112	19	Renewable Energy Standard Offer	Consumer, Business, Industrial	2007	Final
113	20	Great Refrigerator Roundup	Consumer	2008	Final
114	20	Great Refrigerator Roundup	Consumer	2008	Final
115	20	Great Refrigerator Roundup	Consumer	2008	Final
116	20	Great Refrigerator Roundup	Consumer	2008	Final
117	20	Great Refrigerator Roundup	Consumer	2008	Final
118	20	Great Refrigerator Roundup	Consumer	2008	Final
119	20	Great Refrigerator Roundup	Consumer	2008	Final
120	20	Great Refrigerator Roundup	Consumer	2008	Final
121	20	Great Refrigerator Roundup	Consumer	2008	Final
122	21	Cool Savings Rebate	Consumer	2008	Final
123	21	Cool Savings Rebate	Consumer	2008	Final
124	21	Cool Savings Rebate	Consumer	2008	Final
125	21	Cool Savings Rebate	Consumer	2008	Final
126	21	Cool Savings Rebate	Consumer	2008	Final
127	21	Cool Savings Rebate	Consumer	2008	Final
128	21	Cool Savings Rebate	Consumer	2008	Final
129	21	Cool Savings Rebate	Consumer	2008	Final
130	21	Cool Savings Rebate	Consumer	2008	Final
131	21	Cool Savings Rebate	Consumer	2008	Final
132	22	Every Kilowatt Counts Power Savings Event	Consumer	2008	Final
133	22	Every Kilowatt Counts Power Savings Event	Consumer	2008	Final
134	22	Every Kilowatt Counts Power Savings Event	Consumer	2008	Final
135	22	Every Kilowatt Counts Power Savings Event	Consumer	2008	Final
136	22	Every Kilowatt Counts Power Savings Event	Consumer	2008	Final

Unit Savings At			
Gross Summer Peak Demand Savings (kW)	Gross Annual Energy Savings (kWh)	Gross Lifetime Energy Savings (kWh)	Net Summer Peak Demand Savings (kW)
Custom	Custom	Custom	Custom
Custom	Custom	Custom	Custom
Custom	Custom	Custom	Custom
Custom	Custom	Custom	Custom
16,400.000	0	0	16,400.000
10,000.000	0	0	10,000.000
Custom	Custom	Custom	Custom
Custom	Custom	Custom	Custom
Custom	Custom	Custom	Custom
Custom	Custom	Custom	Custom
0.079	775	6,975	0.044
0.085	740	5,920	0.044
0.079	775	6,975	0.044
0.079	775	6,975	0.044
0.085	740	5,920	0.044
0.079	775	6,975	0.044
0.079	775	6,975	0.044
0.085	740	5,920	0.044
0.199	197	887	0.072
0.170	155	2,795	0.097
0.170	155	2,795	0.097
0.496	837	12,550	0.293
0.496	837	12,550	0.293
0.028	54	806	0.008
0.257	235	1,175	0.040
0.137	125	2,255	0.078
0.137	125	2,255	0.078
0.485	819	14,746	0.287
0.028	54	967	0.008
0.002	53	424	0.001
0.003	98	587	0.001
0.001	30	122	0.000
0.003	88	613	0.001
0.004	133	2,136	0.001

OPA Conservation & Demand Management Programs

Measure Results at End-User Level

For: Horizon Utilities Corporation

#	Initiative Number	Initiative Name	Program Name	Program Year	Results Status	Assumptions				Activity Results (#)
						Net Annual Energy Savings (kWh)	Net Lifetime Energy Savings (kWh)	Aggregate Net-to-Gross Adjustment (%)	Effective Useful Life (EUL)	
103	16	Toronto Comprehensive	Business	2007	Final	Custom	Custom	90.0	5.0	0.000
104	16	Toronto Comprehensive	Business	2007	Final	Custom	Custom	90.0	5.0	0.000
105	16	Toronto Comprehensive	Business	2007	Final	Custom	Custom	90.0	5.0	0.000
106	17	Demand Response 1	Business, Industrial	2007	Final	Custom	Custom	100.0	1.0	0.887
107	18	Loblaw & York Region Demand Response	Business, Industrial	2007	Final	0	0	100.0	1.0	0.055
108	18	Loblaw & York Region Demand Response	Business, Industrial	2007	Final	0	0	100.0	1.0	0.055
109	19	Renewable Energy Standard Offer	Consumer, Business, Industrial	2007	Final	Custom	Custom	100.0	20.0	0.000
110	19	Renewable Energy Standard Offer	Consumer, Business, Industrial	2007	Final	Custom	Custom	100.0	20.0	0.000
111	19	Renewable Energy Standard Offer	Consumer, Business, Industrial	2007	Final	Custom	Custom	100.0	20.0	0.000
112	19	Renewable Energy Standard Offer	Consumer, Business, Industrial	2007	Final	Custom	Custom	100.0	20.0	0.000
113	20	Great Refrigerator Roundup	Consumer	2008	Final	426	3,836	55.0	9.0	28.153
114	20	Great Refrigerator Roundup	Consumer	2008	Final	385	3,078	52.0	8.0	803.294
115	20	Great Refrigerator Roundup	Consumer	2008	Final	426	3,836	55.0	9.0	262.743
116	20	Great Refrigerator Roundup	Consumer	2008	Final	426	3,836	55.0	9.0	510.130
117	20	Great Refrigerator Roundup	Consumer	2008	Final	385	3,078	52.0	8.0	9.250
118	20	Great Refrigerator Roundup	Consumer	2008	Final	426	3,836	55.0	9.0	15.305
119	20	Great Refrigerator Roundup	Consumer	2008	Final	426	3,836	55.0	9.0	2,389.669
120	20	Great Refrigerator Roundup	Consumer	2008	Final	385	3,078	52.0	8.0	157.456
121	20	Great Refrigerator Roundup	Consumer	2008	Final	71	319	36.0	4.5	64.000
122	21	Cool Savings Rebate	Consumer	2008	Final	89	1,599	57.2	18.0	181.709
123	21	Cool Savings Rebate	Consumer	2008	Final	89	1,599	57.2	18.0	0.000
124	21	Cool Savings Rebate	Consumer	2008	Final	494	7,417	59.1	15.0	378.280
125	21	Cool Savings Rebate	Consumer	2008	Final	494	7,417	59.1	15.0	0.000
126	21	Cool Savings Rebate	Consumer	2008	Final	15	221	27.5	15.0	294.474
127	21	Cool Savings Rebate	Consumer	2008	Final	37	185	15.7	5.0	0.000
128	21	Cool Savings Rebate	Consumer	2008	Final	72	1,290	57.2	18.0	898.284
129	21	Cool Savings Rebate	Consumer	2008	Final	72	1,290	57.2	18.0	0.000
130	21	Cool Savings Rebate	Consumer	2008	Final	484	8,715	59.1	18.0	1,354.878
131	21	Cool Savings Rebate	Consumer	2008	Final	15	265	27.5	18.0	1,151.279
132	22	Every Kilowatt Counts Power Savings Event	Consumer	2008	Final	28	221	52.3	8.0	36,488.719
133	22	Every Kilowatt Counts Power Savings Event	Consumer	2008	Final	37	221	37.7	6.0	3,974.128
134	22	Every Kilowatt Counts Power Savings Event	Consumer	2008	Final	12	47	38.6	4.0	61,643.139
135	22	Every Kilowatt Counts Power Savings Event	Consumer	2008	Final	33	230	37.5	7.0	17,114.316
136	22	Every Kilowatt Counts Power Savings Event	Consumer	2008	Final	45	713	33.4	16.0	26,559.949

# OPA Conservation & Demand Management Programs

Measure Results at End-User Level

For: Horizon Utilities Corporation

#	Initiative Number	Initiative Name	Program Name	Program Year	Results Status	LDC Specific Results					
						Gross Summer Peak Demand Savings (kW)	Gross Annual Energy Savings (kWh)	Gross Lifetime Energy Savings (kWh)	Net Summer Peak Demand Savings (kW)	Net Annual Energy Savings (kWh)	Net Lifetime Energy Savings (kWh)
103	16	Toronto Comprehensive	Business	2007	Final	0.00	0	0	0.00	0	0
104	16	Toronto Comprehensive	Business	2007	Final	0.00	0	0	0.00	0	0
105	16	Toronto Comprehensive	Business	2007	Final	0.00	0	0	0.00	0	0
106	17	Demand Response 1	Business, Industrial	2007	Final	17,583.54	0	0	17,583.54	0	0
107	18	Loblaw & York Region Demand Response	Business, Industrial	2007	Final	908.68	0	0	908.68	0	0
108	18	Loblaw & York Region Demand Response	Business, Industrial	2007	Final	554.07	0	0	554.07	0	0
109	19	Renewable Energy Standard Offer	Consumer, Business, Industrial	2007	Final	0.00	0	0	0.00	0	0
110	19	Renewable Energy Standard Offer	Consumer, Business, Industrial	2007	Final	0.00	0	0	0.00	0	0
111	19	Renewable Energy Standard Offer	Consumer, Business, Industrial	2007	Final	0.00	0	0	0.00	0	0
112	19	Renewable Energy Standard Offer	Consumer, Business, Industrial	2007	Final	0.00	0	0	0.00	0	0
113	20	Great Refrigerator Roundup	Consumer	2008	Final	2.23	21,818	196,366	1.23	12,000	108,002
114	20	Great Refrigerator Roundup	Consumer	2008	Final	67.99	594,438	4,755,503	35.35	309,108	2,472,862
115	20	Great Refrigerator Roundup	Consumer	2008	Final	20.86	203,626	1,832,634	11.47	111,994	1,007,949
116	20	Great Refrigerator Roundup	Consumer	2008	Final	40.50	395,351	3,558,159	22.27	217,443	1,956,988
117	20	Great Refrigerator Roundup	Consumer	2008	Final	0.78	6,845	54,758	0.41	3,559	28,474
118	20	Great Refrigerator Roundup	Consumer	2008	Final	1.22	11,861	106,752	0.67	6,524	58,714
119	20	Great Refrigerator Roundup	Consumer	2008	Final	189.71	1,851,993	16,667,938	104.34	1,018,596	9,167,366
120	20	Great Refrigerator Roundup	Consumer	2008	Final	13.33	116,517	932,139	6.93	60,589	484,712
121	20	Great Refrigerator Roundup	Consumer	2008	Final	12.74	12,608	56,736	4.58	4,539	20,425
122	21	Cool Savings Rebate	Consumer	2008	Final	30.85	28,211	507,802	17.65	16,137	290,463
123	21	Cool Savings Rebate	Consumer	2008	Final	0.00	0	0	0.00	0	0
124	21	Cool Savings Rebate	Consumer	2008	Final	187.68	316,506	4,747,586	110.92	187,055	2,805,823
125	21	Cool Savings Rebate	Consumer	2008	Final	0.00	0	0	0.00	0	0
126	21	Cool Savings Rebate	Consumer	2008	Final	8.16	15,815	237,230	2.24	4,343	65,148
127	21	Cool Savings Rebate	Consumer	2008	Final	0.00	0	0	0.00	0	0
128	21	Cool Savings Rebate	Consumer	2008	Final	123.04	112,515	2,025,270	70.38	64,359	1,158,454
129	21	Cool Savings Rebate	Consumer	2008	Final	0.00	0	0	0.00	0	0
130	21	Cool Savings Rebate	Consumer	2008	Final	657.51	1,109,947	19,979,037	388.59	655,978	11,807,611
131	21	Cool Savings Rebate	Consumer	2008	Final	31.89	61,832	1,112,973	8.76	16,980	305,645
132	22	Every Kilowatt Counts Power Savings Event	Consumer	2008	Final	80.28	1,932,443	15,459,541	41.95	1,009,810	8,078,477
133	22	Every Kilowatt Counts Power Savings Event	Consumer	2008	Final	12.25	388,652	2,331,911	4.61	146,410	878,460
134	22	Every Kilowatt Counts Power Savings Event	Consumer	2008	Final	59.02	1,872,574	7,490,297	22.76	722,205	2,888,820
135	22	Every Kilowatt Counts Power Savings Event	Consumer	2008	Final	47.26	1,499,543	10,496,800	17.71	561,846	3,932,919
136	22	Every Kilowatt Counts Power Savings Event	Consumer	2008	Final	111.73	3,545,139	56,722,222	37.29	1,183,166	18,930,659

# OPA Conservation & Demand Management Programs

Measure Results at End-User Level

For: Horizon Utilities Corporation

#	Initiative Number	Initiative Name	Program Name	Program Year	Results Status	#
137	22	Every Kilowatt Counts Power Savings Event	Consumer	2008	Final	6
138	22	Every Kilowatt Counts Power Savings Event	Consumer	2008	Final	7
139	22	Every Kilowatt Counts Power Savings Event	Consumer	2008	Final	8
140	22	Every Kilowatt Counts Power Savings Event	Consumer	2008	Final	9
141	22	Every Kilowatt Counts Power Savings Event	Consumer	2008	Final	10
142	22	Every Kilowatt Counts Power Savings Event	Consumer	2008	Final	11
143	22	Every Kilowatt Counts Power Savings Event	Consumer	2008	Final	12
144	22	Every Kilowatt Counts Power Savings Event	Consumer	2008	Final	13
145	22	Every Kilowatt Counts Power Savings Event	Consumer	2008	Final	14
146	22	Every Kilowatt Counts Power Savings Event	Consumer	2008	Final	15
147	22	Every Kilowatt Counts Power Savings Event	Consumer	2008	Final	16
148	22	Every Kilowatt Counts Power Savings Event	Consumer	2008	Final	17
149	22	Every Kilowatt Counts Power Savings Event	Consumer	2008	Final	18
150	22	Every Kilowatt Counts Power Savings Event	Consumer	2008	Final	19
151	22	Every Kilowatt Counts Power Savings Event	Consumer	2008	Final	20
152	22	Every Kilowatt Counts Power Savings Event	Consumer	2008	Final	21
153	22	Every Kilowatt Counts Power Savings Event	Consumer	2008	Final	22
154	23	peaksaver@	Consumer, Business	2008	Final	1
155	23	peaksaver@	Consumer, Business	2008	Final	2
156	23	peaksaver@	Consumer, Business	2008	Final	3
157	23	peaksaver@	Consumer, Business	2008	Final	4
158	23	peaksaver@	Consumer, Business	2008	Final	5
159	23	peaksaver@	Consumer, Business	2008	Final	6
160	24	Summer Sweepstakes	Consumer	2008	Final	1
161	24	Summer Sweepstakes	Consumer	2008	Final	2
162	24	Summer Sweepstakes	Consumer	2008	Final	3
163	24	Summer Sweepstakes	Consumer	2008	Final	4
164	24	Summer Sweepstakes	Consumer	2008	Final	5
165	25	Electricity Retrofit Incentive	Consumer, Business	2008	Final	1
166	25	Electricity Retrofit Incentive	Consumer, Business	2008	Final	2
167	25	Electricity Retrofit Incentive	Consumer, Business	2008	Final	3
168	25	Electricity Retrofit Incentive	Consumer, Business	2008	Final	4
169	25	Electricity Retrofit Incentive	Consumer, Business	2008	Final	5
170	25	Electricity Retrofit Incentive	Consumer, Business	2008	Final	6

# OPA Conservation & Demand Management Programs

Measure Results at End-User Level

For: Horizon Utilities Corporation

#	Initiative Number	Initiative Name	Program Name	Program Year	Results Status	Measure Name
137	22	Every Kilowatt Counts Power Savings Event	Consumer	2008	Final	T8 Fluorescent Fixtures
138	22	Every Kilowatt Counts Power Savings Event	Consumer	2008	Final	Lighting Control Devices
139	22	Every Kilowatt Counts Power Savings Event	Consumer	2008	Final	Power Bars with Timers
140	22	Every Kilowatt Counts Power Savings Event	Consumer	2008	Final	Car block heater timer
141	22	Every Kilowatt Counts Power Savings Event	Consumer	2008	Final	Heavy Duty Timers
142	22	Every Kilowatt Counts Power Savings Event	Consumer	2008	Final	Programmable Thermostats - Baseboard
143	22	Every Kilowatt Counts Power Savings Event	Consumer	2008	Final	Air Conditioner/Furnace Filters
144	22	Every Kilowatt Counts Power Savings Event	Consumer	2008	Final	Awnings
145	22	Every Kilowatt Counts Power Savings Event	Consumer	2008	Final	Window Films
146	22	Every Kilowatt Counts Power Savings Event	Consumer	2008	Final	Electric Water Heater Blankets
147	22	Every Kilowatt Counts Power Savings Event	Consumer	2008	Final	Pipe Wrap
148	22	Every Kilowatt Counts Power Savings Event	Consumer	2008	Final	Low-Flow Toilets
149	22	Every Kilowatt Counts Power Savings Event	Consumer	2008	Final	Keep Cool Pilot – Dehumidifier
150	22	Every Kilowatt Counts Power Savings Event	Consumer	2008	Final	Keep Cool Pilot – Room Air Conditioner
151	22	Every Kilowatt Counts Power Savings Event	Consumer	2008	Final	Rewards for Recycling – Dehumidifier
152	22	Every Kilowatt Counts Power Savings Event	Consumer	2008	Final	Rewards for Recycling – Room Air Conditioner
153	22	Every Kilowatt Counts Power Savings Event	Consumer	2008	Final	Rewards for Recycling – Halogen Lamp
154	23	peaksaver®	Consumer, Business	2008	Final	Residential Air Conditioner - Switch
155	23	peaksaver®	Consumer, Business	2008	Final	Residential Air Conditioner - Thermostat
156	23	peaksaver®	Consumer, Business	2008	Final	Residential Electric Water Heater
157	23	peaksaver®	Consumer, Business	2008	Final	Commercial Air Conditioner - Switch
158	23	peaksaver®	Consumer, Business	2008	Final	Commercial Air Conditioner - Thermostat
159	23	peaksaver®	Consumer, Business	2008	Final	Commercial Electric Water Heater
160	24	Summer Sweepstakes	Consumer	2008	Final	Registered qualified active households
161	24	Summer Sweepstakes	Consumer	2008	Final	Registered unqualified active households
162	24	Summer Sweepstakes	Consumer	2008	Final	Registered qualified inactive households
163	24	Summer Sweepstakes	Consumer	2008	Final	Registered unqualified inactive households
164	24	Summer Sweepstakes	Consumer	2008	Final	Non-registered active households
165	25	Electricity Retrofit Incentive	Consumer, Business	2008	Final	Agribusiness ENERGY STAR® Rated Exit Signs, All sizes - Commercial Sector
166	25	Electricity Retrofit Incentive	Consumer, Business	2008	Final	Agribusiness ENERGY STAR® Rated CFLs, Screw in. All sizes < 40 W - Commercial Sector
167	25	Electricity Retrofit Incentive	Consumer, Business	2008	Final	Agribusiness ENERGY STAR® Rated CFLs, Hard wired. All sizes < 40 W - Commercial Sector
168	25	Electricity Retrofit Incentive	Consumer, Business	2008	Final	Agribusiness Standard Performance T8, Single lamp standard T8 fixture - Commercial Sector
169	25	Electricity Retrofit Incentive	Consumer, Business	2008	Final	Agribusiness Standard Performance T8, Double lamp standard T8 fixture - Commercial Sector
170	25	Electricity Retrofit Incentive	Consumer, Business	2008	Final	Agribusiness Standard Performance T8, Triple lamp standard T8 fixture - Commercial Sector



## Measure Results at End-User Level

#	Initiative Number	Initiative Name	Program Name	Program Year	Results Status
137	22	Every Kilowatt Counts Power Savings Event	Consumer	2008	Final
138	22	Every Kilowatt Counts Power Savings Event	Consumer	2008	Final
139	22	Every Kilowatt Counts Power Savings Event	Consumer	2008	Final
140	22	Every Kilowatt Counts Power Savings Event	Consumer	2008	Final
141	22	Every Kilowatt Counts Power Savings Event	Consumer	2008	Final
142	22	Every Kilowatt Counts Power Savings Event	Consumer	2008	Final
143	22	Every Kilowatt Counts Power Savings Event	Consumer	2008	Final
144	22	Every Kilowatt Counts Power Savings Event	Consumer	2008	Final
145	22	Every Kilowatt Counts Power Savings Event	Consumer	2008	Final
146	22	Every Kilowatt Counts Power Savings Event	Consumer	2008	Final
147	22	Every Kilowatt Counts Power Savings Event	Consumer	2008	Final
148	22	Every Kilowatt Counts Power Savings Event	Consumer	2008	Final
149	22	Every Kilowatt Counts Power Savings Event	Consumer	2008	Final
150	22	Every Kilowatt Counts Power Savings Event	Consumer	2008	Final
151	22	Every Kilowatt Counts Power Savings Event	Consumer	2008	Final
152	22	Every Kilowatt Counts Power Savings Event	Consumer	2008	Final
153	22	Every Kilowatt Counts Power Savings Event	Consumer	2008	Final
154	23	<b>peaksaver®</b>	Consumer, Business	2008	Final
155	23	<b>peaksaver®</b>	Consumer, Business	2008	Final
156	23	<b>peaksaver®</b>	Consumer, Business	2008	Final
157	23	<b>peaksaver®</b>	Consumer, Business	2008	Final
158	23	<b>peaksaver®</b>	Consumer, Business	2008	Final
159	23	<b>peaksaver®</b>	Consumer, Business	2008	Final
160	24	Summer Sweepstakes	Consumer	2008	Final
161	24	Summer Sweepstakes	Consumer	2008	Final
162	24	Summer Sweepstakes	Consumer	2008	Final
163	24	Summer Sweepstakes	Consumer	2008	Final
164	24	Summer Sweepstakes	Consumer	2008	Final
165	25	Electricity Retrofit Incentive	Consumer, Business	2008	Final
166	25	Electricity Retrofit Incentive	Consumer, Business	2008	Final
167	25	Electricity Retrofit Incentive	Consumer, Business	2008	Final
168	25	Electricity Retrofit Incentive	Consumer, Business	2008	Final
169	25	Electricity Retrofit Incentive	Consumer, Business	2008	Final
170	25	Electricity Retrofit Incentive	Consumer, Business	2008	Final

[illegible]

# OPA Conservation & Demand Management Programs

Measure Results at End-User Level

For: Horizon Utilities Corporation

#	Initiative Number	Initiative Name	Program Name	Program Year	Results Status	Assumptions				Activity Results (#)
						Net Annual Energy Savings (kWh)	Net Lifetime Energy Savings (kWh)	Aggregate Net-to-Gross Adjustment (%)	Effective Useful Life (EUL)	
137	22	Every Kilowatt Counts Power Savings Event	Consumer	2008	Final	12	196	32.8	16.0	4,832.336
138	22	Every Kilowatt Counts Power Savings Event	Consumer	2008	Final	46	464	45.4	10.0	5,194.329
139	22	Every Kilowatt Counts Power Savings Event	Consumer	2008	Final	22	217	40.7	10.0	284.927
140	22	Every Kilowatt Counts Power Savings Event	Consumer	2008	Final	0	0	0.0	0.0	0.000
141	22	Every Kilowatt Counts Power Savings Event	Consumer	2008	Final	100	1,002	33.3	10.0	601.168
142	22	Every Kilowatt Counts Power Savings Event	Consumer	2008	Final	30	444	46.5	15.0	1,675.920
143	22	Every Kilowatt Counts Power Savings Event	Consumer	2008	Final	13	13	35.1	1.0	1,577.299
144	22	Every Kilowatt Counts Power Savings Event	Consumer	2008	Final	0	0	0.0	0.0	1,146.063
145	22	Every Kilowatt Counts Power Savings Event	Consumer	2008	Final	0	0	0.0	0.0	18,483.836
146	22	Every Kilowatt Counts Power Savings Event	Consumer	2008	Final	0	0	0.0	0.0	566.607
147	22	Every Kilowatt Counts Power Savings Event	Consumer	2008	Final	18	107	46.8	6.0	34,038.456
148	22	Every Kilowatt Counts Power Savings Event	Consumer	2008	Final	0	0	0.0	0.0	4,452.773
149	22	Every Kilowatt Counts Power Savings Event	Consumer	2008	Final	175	2,099	35.0	12.0	10.622
150	22	Every Kilowatt Counts Power Savings Event	Consumer	2008	Final	59	532	42.0	9.0	11.915
151	22	Every Kilowatt Counts Power Savings Event	Consumer	2008	Final	220	2,639	44.0	12.0	318.949
152	22	Every Kilowatt Counts Power Savings Event	Consumer	2008	Final	62	557	44.0	9.0	344.717
153	22	Every Kilowatt Counts Power Savings Event	Consumer	2008	Final	132	2,114	48.0	16.0	274.966
154	23	peaksaver®	Consumer, Business	2008	Final	16	202	90.0	13.0	0.000
155	23	peaksaver®	Consumer, Business	2008	Final	16	202	90.0	13.0	2,590.000
156	23	peaksaver®	Consumer, Business	2008	Final	5	70	90.0	13.0	0.000
157	23	peaksaver®	Consumer, Business	2008	Final	67	866	90.0	13.0	0.000
158	23	peaksaver®	Consumer, Business	2008	Final	67	866	90.0	13.0	2.000
159	23	peaksaver®	Consumer, Business	2008	Final	33	433	90.0	13.0	0.000
160	24	Summer Sweepstakes	Consumer	2008	Final	327	1,709	77.6	5.2	925.008
161	24	Summer Sweepstakes	Consumer	2008	Final	327	1,709	77.6	5.2	1,387.512
162	24	Summer Sweepstakes	Consumer	2008	Final	327	1,709	77.6	5.2	92.501
163	24	Summer Sweepstakes	Consumer	2008	Final	327	1,709	77.6	5.2	347.979
164	24	Summer Sweepstakes	Consumer	2008	Final	17	87	77.6	5.2	45,062.999
165	25	Electricity Retrofit Incentive	Consumer, Business	2008	Final	Quasi-Prescriptive	Quasi-Prescriptive	58.0	15.3	n/a
166	25	Electricity Retrofit Incentive	Consumer, Business	2008	Final	Quasi-Prescriptive	Quasi-Prescriptive	58.0	15.3	n/a
167	25	Electricity Retrofit Incentive	Consumer, Business	2008	Final	Quasi-Prescriptive	Quasi-Prescriptive	58.0	15.3	n/a
168	25	Electricity Retrofit Incentive	Consumer, Business	2008	Final	Quasi-Prescriptive	Quasi-Prescriptive	58.0	15.3	n/a
169	25	Electricity Retrofit Incentive	Consumer, Business	2008	Final	Quasi-Prescriptive	Quasi-Prescriptive	58.0	15.3	n/a
170	25	Electricity Retrofit Incentive	Consumer, Business	2008	Final	Quasi-Prescriptive	Quasi-Prescriptive	58.0	15.3	n/a

# OPA Conservation & Demand Management Programs

Measure Results at End-User Level

For: Horizon Utilities Corporation

#	Initiative Number	Initiative Name	Program Name	Program Year	Results Status	LDC Specific Results					
						Gross Summer Peak Demand Savings (kW)	Gross Annual Energy Savings (kWh)	Gross Lifetime Energy Savings (kWh)	Net Summer Peak Demand Savings (kW)	Net Annual Energy Savings (kWh)	Net Lifetime Energy Savings (kWh)
137	22	Every Kilowatt Counts Power Savings Event	Consumer	2008	Final	4.83	179,763	2,876,207	1.59	59,047	944,758
138	22	Every Kilowatt Counts Power Savings Event	Consumer	2008	Final	15.58	531,034	5,310,336	7.07	240,901	2,409,012
139	22	Every Kilowatt Counts Power Savings Event	Consumer	2008	Final	1.18	15,188	151,877	0.48	6,188	61,876
140	22	Every Kilowatt Counts Power Savings Event	Consumer	2008	Final	0.00	0	0	0.00	0	0
141	22	Every Kilowatt Counts Power Savings Event	Consumer	2008	Final	10.39	181,072	1,810,725	3.46	60,240	602,398
142	22	Every Kilowatt Counts Power Savings Event	Consumer	2008	Final	0.00	106,686	1,600,289	0.00	49,621	744,320
143	22	Every Kilowatt Counts Power Savings Event	Consumer	2008	Final	33.12	59,464	59,464	11.62	20,865	20,865
144	22	Every Kilowatt Counts Power Savings Event	Consumer	2008	Final	0.00	0	0	0.00	0	0
145	22	Every Kilowatt Counts Power Savings Event	Consumer	2008	Final	0.00	0	0	0.00	0	0
146	22	Every Kilowatt Counts Power Savings Event	Consumer	2008	Final	0.00	0	0	0.00	0	0
147	22	Every Kilowatt Counts Power Savings Event	Consumer	2008	Final	102.12	1,293,461	7,760,768	47.81	605,641	3,633,844
148	22	Every Kilowatt Counts Power Savings Event	Consumer	2008	Final	0.00	0	0	0.00	0	0
149	22	Every Kilowatt Counts Power Savings Event	Consumer	2008	Final	3.08	5,309	63,708	1.08	1,858	22,298
150	22	Every Kilowatt Counts Power Savings Event	Consumer	2008	Final	1.69	1,676	15,088	0.71	704	6,337
151	22	Every Kilowatt Counts Power Savings Event	Consumer	2008	Final	92.50	159,411	1,912,930	40.70	70,141	841,689
152	22	Every Kilowatt Counts Power Savings Event	Consumer	2008	Final	48.95	48,502	436,516	21.54	21,341	192,067
153	22	Every Kilowatt Counts Power Savings Event	Consumer	2008	Final	2.47	75,671	1,210,731	1.19	36,322	581,151
154	23	peaksaver@	Consumer, Business	2008	Final	0.00	0	0	0.00	0	0
155	23	peaksaver@	Consumer, Business	2008	Final	2,240.35	44,807	582,491	2,016.32	40,326	524,242
156	23	peaksaver@	Consumer, Business	2008	Final	0.00	0	0	0.00	0	0
157	23	peaksaver@	Consumer, Business	2008	Final	0.00	0	0	0.00	0	0
158	23	peaksaver@	Consumer, Business	2008	Final	7.40	148	1,924	6.66	133	1,732
159	23	peaksaver@	Consumer, Business	2008	Final	0.00	0	0	0.00	0	0
160	24	Summer Sweepstakes	Consumer	2008	Final	102.73	389,486	2,037,142	79.70	302,187	1,580,537
161	24	Summer Sweepstakes	Consumer	2008	Final	154.09	584,229	3,055,713	119.56	453,280	2,370,805
162	24	Summer Sweepstakes	Consumer	2008	Final	10.27	38,949	203,714	7.97	30,219	158,054
163	24	Summer Sweepstakes	Consumer	2008	Final	38.65	146,521	766,353	29.98	113,680	594,583
164	24	Summer Sweepstakes	Consumer	2008	Final	232.14	966,902	5,057,221	180.11	750,181	3,923,695
165	25	Electricity Retrofit Incentive	Consumer, Business	2008	Final	n/a	n/a	n/a	n/a	n/a	n/a
166	25	Electricity Retrofit Incentive	Consumer, Business	2008	Final	n/a	n/a	n/a	n/a	n/a	n/a
167	25	Electricity Retrofit Incentive	Consumer, Business	2008	Final	n/a	n/a	n/a	n/a	n/a	n/a
168	25	Electricity Retrofit Incentive	Consumer, Business	2008	Final	n/a	n/a	n/a	n/a	n/a	n/a
169	25	Electricity Retrofit Incentive	Consumer, Business	2008	Final	n/a	n/a	n/a	n/a	n/a	n/a
170	25	Electricity Retrofit Incentive	Consumer, Business	2008	Final	n/a	n/a	n/a	n/a	n/a	n/a

# OPA Conservation & Demand Management Programs

Measure Results at End-User Level

For: Horizon Utilities Corporation

#	Initiative Number	Initiative Name	Program Name	Program Year	Results Status	#
171	25	Electricity Retrofit Incentive	Consumer, Business	2008	Final	7
172	25	Electricity Retrofit Incentive	Consumer, Business	2008	Final	8
173	25	Electricity Retrofit Incentive	Consumer, Business	2008	Final	9
174	25	Electricity Retrofit Incentive	Consumer, Business	2008	Final	10
175	25	Electricity Retrofit Incentive	Consumer, Business	2008	Final	11
176	25	Electricity Retrofit Incentive	Consumer, Business	2008	Final	12
177	25	Electricity Retrofit Incentive	Consumer, Business	2008	Final	13
178	25	Electricity Retrofit Incentive	Consumer, Business	2008	Final	14
179	25	Electricity Retrofit Incentive	Consumer, Business	2008	Final	15
180	25	Electricity Retrofit Incentive	Consumer, Business	2008	Final	16
181	25	Electricity Retrofit Incentive	Consumer, Business	2008	Final	17
182	25	Electricity Retrofit Incentive	Consumer, Business	2008	Final	18
183	25	Electricity Retrofit Incentive	Consumer, Business	2008	Final	19
184	25	Electricity Retrofit Incentive	Consumer, Business	2008	Final	20
185	25	Electricity Retrofit Incentive	Consumer, Business	2008	Final	21
186	25	Electricity Retrofit Incentive	Consumer, Business	2008	Final	22
187	25	Electricity Retrofit Incentive	Consumer, Business	2008	Final	23
188	25	Electricity Retrofit Incentive	Consumer, Business	2008	Final	24
189	25	Electricity Retrofit Incentive	Consumer, Business	2008	Final	25
190	25	Electricity Retrofit Incentive	Consumer, Business	2008	Final	26
191	25	Electricity Retrofit Incentive	Consumer, Business	2008	Final	27
192	25	Electricity Retrofit Incentive	Consumer, Business	2008	Final	28
193	25	Electricity Retrofit Incentive	Consumer, Business	2008	Final	29
194	25	Electricity Retrofit Incentive	Consumer, Business	2008	Final	30
195	25	Electricity Retrofit Incentive	Consumer, Business	2008	Final	31
196	25	Electricity Retrofit Incentive	Consumer, Business	2008	Final	32
197	25	Electricity Retrofit Incentive	Consumer, Business	2008	Final	33
198	25	Electricity Retrofit Incentive	Consumer, Business	2008	Final	34
199	25	Electricity Retrofit Incentive	Consumer, Business	2008	Final	35
200	25	Electricity Retrofit Incentive	Consumer, Business	2008	Final	36
201	25	Electricity Retrofit Incentive	Consumer, Business	2008	Final	37
202	25	Electricity Retrofit Incentive	Consumer, Business	2008	Final	38
203	25	Electricity Retrofit Incentive	Consumer, Business	2008	Final	39
204	25	Electricity Retrofit Incentive	Consumer, Business	2008	Final	40

# OPA Conservation & Demand Management Programs

Measure Results at End-User Level

For: Horizon Utilities Corporation

#	Initiative Number	Initiative Name	Program Name	Program Year	Results Status	Measure Name
171	25	Electricity Retrofit Incentive	Consumer, Business	2008	Final	Agribusiness Standard Performance T8, Quadruple lamp standard T8 fixture - Commercial Sector
172	25	Electricity Retrofit Incentive	Consumer, Business	2008	Final	Agribusiness High Performance T8 (Consortium for Energy Efficiency qualifying list compliance), Single lamp h
173	25	Electricity Retrofit Incentive	Consumer, Business	2008	Final	Agribusiness High Performance T8 (Consortium for Energy Efficiency qualifying list compliance), Double lamp h
174	25	Electricity Retrofit Incentive	Consumer, Business	2008	Final	Agribusiness High Performance T8 (Consortium for Energy Efficiency qualifying list compliance), Triple lamp hi
175	25	Electricity Retrofit Incentive	Consumer, Business	2008	Final	Agribusiness High Performance T8 (Consortium for Energy Efficiency qualifying list compliance), Quadruple lar
176	25	Electricity Retrofit Incentive	Consumer, Business	2008	Final	Agribusiness T5 Fixtures, T5 fixture with 1, 2, or 3 lamps and 1 electronic ballast - Commercial Sector
177	25	Electricity Retrofit Incentive	Consumer, Business	2008	Final	Agribusiness T5 Fixtures, High Bay T5. Maximum 6 lamps/fixture. - Commercial Sector
178	25	Electricity Retrofit Incentive	Consumer, Business	2008	Final	Agribusiness Metal Halide, 320 W Ceramic pulse start - Commercial Sector
179	25	Electricity Retrofit Incentive	Consumer, Business	2008	Final	Agribusiness Occupancy Sensors, Switch plate mounted occupancy sensor - Commercial Sector
180	25	Electricity Retrofit Incentive	Consumer, Business	2008	Final	Agribusiness Occupancy Sensors, Ceiling mounted occupancy sensor - Commercial Sector
181	25	Electricity Retrofit Incentive	Consumer, Business	2008	Final	Agribusiness Creep Heat Pads, up to 100W maximum - Commercial Sector
182	25	Electricity Retrofit Incentive	Consumer, Business	2008	Final	Agribusiness Creep Heat Pads, up to 200W maximum - Commercial Sector
183	25	Electricity Retrofit Incentive	Consumer, Business	2008	Final	Agribusiness High Temperature Cutout Thermostat - Commercial Sector
184	25	Electricity Retrofit Incentive	Consumer, Business	2008	Final	Agribusiness Creep Heat Controller - Commercial Sector
185	25	Electricity Retrofit Incentive	Consumer, Business	2008	Final	Agribusiness Energy Efficient Ventilation Exhaust Fans - Commercial Sector
186	25	Electricity Retrofit Incentive	Consumer, Business	2008	Final	Agribusiness Low Energy Livestock Waterers - Commercial Sector
187	25	Electricity Retrofit Incentive	Consumer, Business	2008	Final	Agribusiness Photocell and Timer for Lighting Control - Commercial Sector
188	25	Electricity Retrofit Incentive	Consumer, Business	2008	Final	Lighting System Exit Signs, 5 W or less - Commercial Sector
189	25	Electricity Retrofit Incentive	Consumer, Business	2008	Final	Lighting System ENERGY STAR® Rated CFLs, Screw in. All sizes < 40 W - Commercial Sector
190	25	Electricity Retrofit Incentive	Consumer, Business	2008	Final	Lighting System ENERGY STAR® Rated CFLs, Hard wired. All sizes < 40 W - Commercial Sector
191	25	Electricity Retrofit Incentive	Consumer, Business	2008	Final	Lighting System Standard Performance T8, Single lamp standard T8 fixture - Commercial Sector
192	25	Electricity Retrofit Incentive	Consumer, Business	2008	Final	Lighting System Standard Performance T8, Double lamp standard T8 fixture - Commercial Sector
193	25	Electricity Retrofit Incentive	Consumer, Business	2008	Final	Lighting System Standard Performance T8, Triple lamp standard T8 fixture - Commercial Sector
194	25	Electricity Retrofit Incentive	Consumer, Business	2008	Final	Lighting System Standard Performance T8, Quadruple lamp standard T8 fixture - Commercial Sector
195	25	Electricity Retrofit Incentive	Consumer, Business	2008	Final	Lighting System High Performance T8 (Consortium for Energy Efficiency qualifying list compliance), Single lam
196	25	Electricity Retrofit Incentive	Consumer, Business	2008	Final	Lighting System High Performance T8 (Consortium for Energy Efficiency qualifying list compliance), Double lan
197	25	Electricity Retrofit Incentive	Consumer, Business	2008	Final	Lighting System High Performance T8 (Consortium for Energy Efficiency qualifying list compliance), Triple lamp
198	25	Electricity Retrofit Incentive	Consumer, Business	2008	Final	Lighting System High Performance T8 (Consortium for Energy Efficiency qualifying list compliance), Quadruple
199	25	Electricity Retrofit Incentive	Consumer, Business	2008	Final	Lighting System T5 Fixtures, T5 fixture with 1, 2, or 3 lamps and 1 electronic ballast - Commercial Sector
200	25	Electricity Retrofit Incentive	Consumer, Business	2008	Final	Lighting System T5 Fixtures, High Bay T5. Maximum 6 lamps/fixture. - Commercial Sector
201	25	Electricity Retrofit Incentive	Consumer, Business	2008	Final	Lighting System Metal Halide, 320 W Ceramic pulse start - Commercial Sector
202	25	Electricity Retrofit Incentive	Consumer, Business	2008	Final	Lighting System Occupancy Sensors, Switch plate mounted occupancy sensor - Commercial Sector
203	25	Electricity Retrofit Incentive	Consumer, Business	2008	Final	Lighting System Occupancy Sensors, Ceiling mounted occupancy sensor - Commercial Sector
204	25	Electricity Retrofit Incentive	Consumer, Business	2008	Final	Motor Open Drip-Proof (ODP), 1 HP - Commercial Sector



## Measure Results at End-User Level

#	Initiative Number	Initiative Name	Program Name	Program Year	Results Status
171	25	Electricity Retrofit Incentive	Consumer, Business	2008	Final
172	25	Electricity Retrofit Incentive	Consumer, Business	2008	Final
173	25	Electricity Retrofit Incentive	Consumer, Business	2008	Final
174	25	Electricity Retrofit Incentive	Consumer, Business	2008	Final
175	25	Electricity Retrofit Incentive	Consumer, Business	2008	Final
176	25	Electricity Retrofit Incentive	Consumer, Business	2008	Final
177	25	Electricity Retrofit Incentive	Consumer, Business	2008	Final
178	25	Electricity Retrofit Incentive	Consumer, Business	2008	Final
179	25	Electricity Retrofit Incentive	Consumer, Business	2008	Final
180	25	Electricity Retrofit Incentive	Consumer, Business	2008	Final
181	25	Electricity Retrofit Incentive	Consumer, Business	2008	Final
182	25	Electricity Retrofit Incentive	Consumer, Business	2008	Final
183	25	Electricity Retrofit Incentive	Consumer, Business	2008	Final
184	25	Electricity Retrofit Incentive	Consumer, Business	2008	Final
185	25	Electricity Retrofit Incentive	Consumer, Business	2008	Final
186	25	Electricity Retrofit Incentive	Consumer, Business	2008	Final
187	25	Electricity Retrofit Incentive	Consumer, Business	2008	Final
188	25	Electricity Retrofit Incentive	Consumer, Business	2008	Final
189	25	Electricity Retrofit Incentive	Consumer, Business	2008	Final
190	25	Electricity Retrofit Incentive	Consumer, Business	2008	Final
191	25	Electricity Retrofit Incentive	Consumer, Business	2008	Final
192	25	Electricity Retrofit Incentive	Consumer, Business	2008	Final
193	25	Electricity Retrofit Incentive	Consumer, Business	2008	Final
194	25	Electricity Retrofit Incentive	Consumer, Business	2008	Final
195	25	Electricity Retrofit Incentive	Consumer, Business	2008	Final
196	25	Electricity Retrofit Incentive	Consumer, Business	2008	Final
197	25	Electricity Retrofit Incentive	Consumer, Business	2008	Final
198	25	Electricity Retrofit Incentive	Consumer, Business	2008	Final
199	25	Electricity Retrofit Incentive	Consumer, Business	2008	Final
200	25	Electricity Retrofit Incentive	Consumer, Business	2008	Final
201	25	Electricity Retrofit Incentive	Consumer, Business	2008	Final
202	25	Electricity Retrofit Incentive	Consumer, Business	2008	Final
203	25	Electricity Retrofit Incentive	Consumer, Business	2008	Final
204	25	Electricity Retrofit Incentive	Consumer, Business	2008	Final

[illegible]

# OPA Conservation & Demand Management Programs

Measure Results at End-User Level

For: Horizon Utilities Corporation

#	Initiative Number	Initiative Name	Program Name	Program Year	Results Status	Assumptions				Activity Results (#)
						Net Annual Energy Savings (kWh)	Net Lifetime Energy Savings (kWh)	Aggregate Net-to-Gross Adjustment (%)	Effective Useful Life (EUL)	
171	25	Electricity Retrofit Incentive	Consumer, Business	2008	Final	Quasi-Prescriptive	Quasi-Prescriptive	58.0	15.3	n/a
172	25	Electricity Retrofit Incentive	Consumer, Business	2008	Final	Quasi-Prescriptive	Quasi-Prescriptive	58.0	15.3	n/a
173	25	Electricity Retrofit Incentive	Consumer, Business	2008	Final	Quasi-Prescriptive	Quasi-Prescriptive	58.0	15.3	n/a
174	25	Electricity Retrofit Incentive	Consumer, Business	2008	Final	Quasi-Prescriptive	Quasi-Prescriptive	58.0	15.3	n/a
175	25	Electricity Retrofit Incentive	Consumer, Business	2008	Final	Quasi-Prescriptive	Quasi-Prescriptive	58.0	15.3	n/a
176	25	Electricity Retrofit Incentive	Consumer, Business	2008	Final	Quasi-Prescriptive	Quasi-Prescriptive	58.0	15.3	n/a
177	25	Electricity Retrofit Incentive	Consumer, Business	2008	Final	Quasi-Prescriptive	Quasi-Prescriptive	58.0	15.3	n/a
178	25	Electricity Retrofit Incentive	Consumer, Business	2008	Final	Quasi-Prescriptive	Quasi-Prescriptive	58.0	15.3	n/a
179	25	Electricity Retrofit Incentive	Consumer, Business	2008	Final	Quasi-Prescriptive	Quasi-Prescriptive	58.0	15.3	n/a
180	25	Electricity Retrofit Incentive	Consumer, Business	2008	Final	Quasi-Prescriptive	Quasi-Prescriptive	58.0	15.3	n/a
181	25	Electricity Retrofit Incentive	Consumer, Business	2008	Final	Quasi-Prescriptive	Quasi-Prescriptive	58.0	15.3	n/a
182	25	Electricity Retrofit Incentive	Consumer, Business	2008	Final	Quasi-Prescriptive	Quasi-Prescriptive	58.0	15.3	n/a
183	25	Electricity Retrofit Incentive	Consumer, Business	2008	Final	Quasi-Prescriptive	Quasi-Prescriptive	58.0	15.3	n/a
184	25	Electricity Retrofit Incentive	Consumer, Business	2008	Final	Quasi-Prescriptive	Quasi-Prescriptive	58.0	15.3	n/a
185	25	Electricity Retrofit Incentive	Consumer, Business	2008	Final	Quasi-Prescriptive	Quasi-Prescriptive	58.0	15.3	n/a
186	25	Electricity Retrofit Incentive	Consumer, Business	2008	Final	Quasi-Prescriptive	Quasi-Prescriptive	58.0	15.3	n/a
187	25	Electricity Retrofit Incentive	Consumer, Business	2008	Final	Quasi-Prescriptive	Quasi-Prescriptive	58.0	15.3	n/a
188	25	Electricity Retrofit Incentive	Consumer, Business	2008	Final	Quasi-Prescriptive	Quasi-Prescriptive	58.0	15.3	n/a
189	25	Electricity Retrofit Incentive	Consumer, Business	2008	Final	Quasi-Prescriptive	Quasi-Prescriptive	58.0	15.3	n/a
190	25	Electricity Retrofit Incentive	Consumer, Business	2008	Final	Quasi-Prescriptive	Quasi-Prescriptive	58.0	15.3	n/a
191	25	Electricity Retrofit Incentive	Consumer, Business	2008	Final	Quasi-Prescriptive	Quasi-Prescriptive	58.0	15.3	n/a
192	25	Electricity Retrofit Incentive	Consumer, Business	2008	Final	Quasi-Prescriptive	Quasi-Prescriptive	58.0	15.3	n/a
193	25	Electricity Retrofit Incentive	Consumer, Business	2008	Final	Quasi-Prescriptive	Quasi-Prescriptive	58.0	15.3	n/a
194	25	Electricity Retrofit Incentive	Consumer, Business	2008	Final	Quasi-Prescriptive	Quasi-Prescriptive	58.0	15.3	n/a
195	25	Electricity Retrofit Incentive	Consumer, Business	2008	Final	Quasi-Prescriptive	Quasi-Prescriptive	58.0	15.3	n/a
196	25	Electricity Retrofit Incentive	Consumer, Business	2008	Final	Quasi-Prescriptive	Quasi-Prescriptive	58.0	15.3	n/a
197	25	Electricity Retrofit Incentive	Consumer, Business	2008	Final	Quasi-Prescriptive	Quasi-Prescriptive	58.0	15.3	n/a
198	25	Electricity Retrofit Incentive	Consumer, Business	2008	Final	Quasi-Prescriptive	Quasi-Prescriptive	58.0	15.3	n/a
199	25	Electricity Retrofit Incentive	Consumer, Business	2008	Final	Quasi-Prescriptive	Quasi-Prescriptive	58.0	15.3	n/a
200	25	Electricity Retrofit Incentive	Consumer, Business	2008	Final	Quasi-Prescriptive	Quasi-Prescriptive	58.0	15.3	n/a
201	25	Electricity Retrofit Incentive	Consumer, Business	2008	Final	Quasi-Prescriptive	Quasi-Prescriptive	58.0	15.3	n/a
202	25	Electricity Retrofit Incentive	Consumer, Business	2008	Final	Quasi-Prescriptive	Quasi-Prescriptive	58.0	15.3	n/a
203	25	Electricity Retrofit Incentive	Consumer, Business	2008	Final	Quasi-Prescriptive	Quasi-Prescriptive	58.0	15.3	n/a
204	25	Electricity Retrofit Incentive	Consumer, Business	2008	Final	Quasi-Prescriptive	Quasi-Prescriptive	58.0	15.3	n/a

# OPA Conservation & Demand Management Programs

Measure Results at End-User Level

For: Horizon Utilities Corporation

#	Initiative Number	Initiative Name	Program Name	Program Year	Results Status	LDC Specific Results					
						Gross Summer Peak Demand Savings (kW)	Gross Annual Energy Savings (kWh)	Gross Lifetime Energy Savings (kWh)	Net Summer Peak Demand Savings (kW)	Net Annual Energy Savings (kWh)	Net Lifetime Energy Savings (kWh)
171	25	Electricity Retrofit Incentive	Consumer, Business	2008	Final	n/a	n/a	n/a	n/a	n/a	n/a
172	25	Electricity Retrofit Incentive	Consumer, Business	2008	Final	n/a	n/a	n/a	n/a	n/a	n/a
173	25	Electricity Retrofit Incentive	Consumer, Business	2008	Final	n/a	n/a	n/a	n/a	n/a	n/a
174	25	Electricity Retrofit Incentive	Consumer, Business	2008	Final	n/a	n/a	n/a	n/a	n/a	n/a
175	25	Electricity Retrofit Incentive	Consumer, Business	2008	Final	n/a	n/a	n/a	n/a	n/a	n/a
176	25	Electricity Retrofit Incentive	Consumer, Business	2008	Final	n/a	n/a	n/a	n/a	n/a	n/a
177	25	Electricity Retrofit Incentive	Consumer, Business	2008	Final	n/a	n/a	n/a	n/a	n/a	n/a
178	25	Electricity Retrofit Incentive	Consumer, Business	2008	Final	n/a	n/a	n/a	n/a	n/a	n/a
179	25	Electricity Retrofit Incentive	Consumer, Business	2008	Final	n/a	n/a	n/a	n/a	n/a	n/a
180	25	Electricity Retrofit Incentive	Consumer, Business	2008	Final	n/a	n/a	n/a	n/a	n/a	n/a
181	25	Electricity Retrofit Incentive	Consumer, Business	2008	Final	n/a	n/a	n/a	n/a	n/a	n/a
182	25	Electricity Retrofit Incentive	Consumer, Business	2008	Final	n/a	n/a	n/a	n/a	n/a	n/a
183	25	Electricity Retrofit Incentive	Consumer, Business	2008	Final	n/a	n/a	n/a	n/a	n/a	n/a
184	25	Electricity Retrofit Incentive	Consumer, Business	2008	Final	n/a	n/a	n/a	n/a	n/a	n/a
185	25	Electricity Retrofit Incentive	Consumer, Business	2008	Final	n/a	n/a	n/a	n/a	n/a	n/a
186	25	Electricity Retrofit Incentive	Consumer, Business	2008	Final	n/a	n/a	n/a	n/a	n/a	n/a
187	25	Electricity Retrofit Incentive	Consumer, Business	2008	Final	n/a	n/a	n/a	n/a	n/a	n/a
188	25	Electricity Retrofit Incentive	Consumer, Business	2008	Final	n/a	n/a	n/a	n/a	n/a	n/a
189	25	Electricity Retrofit Incentive	Consumer, Business	2008	Final	n/a	n/a	n/a	n/a	n/a	n/a
190	25	Electricity Retrofit Incentive	Consumer, Business	2008	Final	n/a	n/a	n/a	n/a	n/a	n/a
191	25	Electricity Retrofit Incentive	Consumer, Business	2008	Final	n/a	n/a	n/a	n/a	n/a	n/a
192	25	Electricity Retrofit Incentive	Consumer, Business	2008	Final	n/a	n/a	n/a	n/a	n/a	n/a
193	25	Electricity Retrofit Incentive	Consumer, Business	2008	Final	n/a	n/a	n/a	n/a	n/a	n/a
194	25	Electricity Retrofit Incentive	Consumer, Business	2008	Final	n/a	n/a	n/a	n/a	n/a	n/a
195	25	Electricity Retrofit Incentive	Consumer, Business	2008	Final	n/a	n/a	n/a	n/a	n/a	n/a
196	25	Electricity Retrofit Incentive	Consumer, Business	2008	Final	n/a	n/a	n/a	n/a	n/a	n/a
197	25	Electricity Retrofit Incentive	Consumer, Business	2008	Final	n/a	n/a	n/a	n/a	n/a	n/a
198	25	Electricity Retrofit Incentive	Consumer, Business	2008	Final	n/a	n/a	n/a	n/a	n/a	n/a
199	25	Electricity Retrofit Incentive	Consumer, Business	2008	Final	n/a	n/a	n/a	n/a	n/a	n/a
200	25	Electricity Retrofit Incentive	Consumer, Business	2008	Final	n/a	n/a	n/a	n/a	n/a	n/a
201	25	Electricity Retrofit Incentive	Consumer, Business	2008	Final	n/a	n/a	n/a	n/a	n/a	n/a
202	25	Electricity Retrofit Incentive	Consumer, Business	2008	Final	n/a	n/a	n/a	n/a	n/a	n/a
203	25	Electricity Retrofit Incentive	Consumer, Business	2008	Final	n/a	n/a	n/a	n/a	n/a	n/a
204	25	Electricity Retrofit Incentive	Consumer, Business	2008	Final	n/a	n/a	n/a	n/a	n/a	n/a

# OPA Conservation & Demand Management Programs

Measure Results at End-User Level

For: Horizon Utilities Corporation

#	Initiative Number	Initiative Name	Program Name	Program Year	Results Status	#
205	25	Electricity Retrofit Incentive	Consumer, Business	2008	Final	41
206	25	Electricity Retrofit Incentive	Consumer, Business	2008	Final	42
207	25	Electricity Retrofit Incentive	Consumer, Business	2008	Final	43
208	25	Electricity Retrofit Incentive	Consumer, Business	2008	Final	44
209	25	Electricity Retrofit Incentive	Consumer, Business	2008	Final	45
210	25	Electricity Retrofit Incentive	Consumer, Business	2008	Final	46
211	25	Electricity Retrofit Incentive	Consumer, Business	2008	Final	47
212	25	Electricity Retrofit Incentive	Consumer, Business	2008	Final	48
213	25	Electricity Retrofit Incentive	Consumer, Business	2008	Final	49
214	25	Electricity Retrofit Incentive	Consumer, Business	2008	Final	50
215	25	Electricity Retrofit Incentive	Consumer, Business	2008	Final	51
216	25	Electricity Retrofit Incentive	Consumer, Business	2008	Final	52
217	25	Electricity Retrofit Incentive	Consumer, Business	2008	Final	53
218	25	Electricity Retrofit Incentive	Consumer, Business	2008	Final	54
219	25	Electricity Retrofit Incentive	Consumer, Business	2008	Final	55
220	25	Electricity Retrofit Incentive	Consumer, Business	2008	Final	56
221	25	Electricity Retrofit Incentive	Consumer, Business	2008	Final	57
222	25	Electricity Retrofit Incentive	Consumer, Business	2008	Final	58
223	25	Electricity Retrofit Incentive	Consumer, Business	2008	Final	59
224	25	Electricity Retrofit Incentive	Consumer, Business	2008	Final	60
225	25	Electricity Retrofit Incentive	Consumer, Business	2008	Final	61
226	25	Electricity Retrofit Incentive	Consumer, Business	2008	Final	62
227	25	Electricity Retrofit Incentive	Consumer, Business	2008	Final	63
228	25	Electricity Retrofit Incentive	Consumer, Business	2008	Final	64
229	25	Electricity Retrofit Incentive	Consumer, Business	2008	Final	65
230	25	Electricity Retrofit Incentive	Consumer, Business	2008	Final	66
231	25	Electricity Retrofit Incentive	Consumer, Business	2008	Final	67
232	25	Electricity Retrofit Incentive	Consumer, Business	2008	Final	68
233	25	Electricity Retrofit Incentive	Consumer, Business	2008	Final	69
234	25	Electricity Retrofit Incentive	Consumer, Business	2008	Final	70
235	25	Electricity Retrofit Incentive	Consumer, Business	2008	Final	71
236	25	Electricity Retrofit Incentive	Consumer, Business	2008	Final	72
237	25	Electricity Retrofit Incentive	Consumer, Business	2008	Final	73
238	25	Electricity Retrofit Incentive	Consumer, Business	2008	Final	74

# OPA Conservation & Demand Management Programs

Measure Results at End-User Level

For: Horizon Utilities Corporation

#	Initiative Number	Initiative Name	Program Name	Program Year	Results Status	Measure Name
205	25	Electricity Retrofit Incentive	Consumer, Business	2008	Final	Motor Open Drip-Proof (ODP), 1.5 HP - Commercial Sector
206	25	Electricity Retrofit Incentive	Consumer, Business	2008	Final	Motor Open Drip-Proof (ODP), 2 HP - Commercial Sector
207	25	Electricity Retrofit Incentive	Consumer, Business	2008	Final	Motor Open Drip-Proof (ODP), 3 HP - Commercial Sector
208	25	Electricity Retrofit Incentive	Consumer, Business	2008	Final	Motor Open Drip-Proof (ODP), 5 HP - Commercial Sector
209	25	Electricity Retrofit Incentive	Consumer, Business	2008	Final	Motor Open Drip-Proof (ODP), 7.5 HP - Commercial Sector
210	25	Electricity Retrofit Incentive	Consumer, Business	2008	Final	Motor Open Drip-Proof (ODP), 10 HP - Commercial Sector
211	25	Electricity Retrofit Incentive	Consumer, Business	2008	Final	Motor Open Drip-Proof (ODP), 15 HP - Commercial Sector
212	25	Electricity Retrofit Incentive	Consumer, Business	2008	Final	Motor Open Drip-Proof (ODP), 20 HP - Commercial Sector
213	25	Electricity Retrofit Incentive	Consumer, Business	2008	Final	Motor Open Drip-Proof (ODP), 25 HP - Commercial Sector
214	25	Electricity Retrofit Incentive	Consumer, Business	2008	Final	Motor Open Drip-Proof (ODP), 30 HP - Commercial Sector
215	25	Electricity Retrofit Incentive	Consumer, Business	2008	Final	Motor Open Drip-Proof (ODP), 40 HP - Commercial Sector
216	25	Electricity Retrofit Incentive	Consumer, Business	2008	Final	Motor Open Drip-Proof (ODP), 50 HP - Commercial Sector
217	25	Electricity Retrofit Incentive	Consumer, Business	2008	Final	Motor Open Drip-Proof (ODP), 60 HP - Commercial Sector
218	25	Electricity Retrofit Incentive	Consumer, Business	2008	Final	Motor Open Drip-Proof (ODP), 75 HP - Commercial Sector
219	25	Electricity Retrofit Incentive	Consumer, Business	2008	Final	Motor Open Drip-Proof (ODP), 100 HP - Commercial Sector
220	25	Electricity Retrofit Incentive	Consumer, Business	2008	Final	Motor Open Drip-Proof (ODP), 125 HP - Commercial Sector
221	25	Electricity Retrofit Incentive	Consumer, Business	2008	Final	Motor Open Drip-Proof (ODP), 150 HP - Commercial Sector
222	25	Electricity Retrofit Incentive	Consumer, Business	2008	Final	Motor Open Drip-Proof (ODP), 200 HP - Commercial Sector
223	25	Electricity Retrofit Incentive	Consumer, Business	2008	Final	Motor Totally Enclosed Fan-Cooled (TEFC), 1 HP - Commercial Sector
224	25	Electricity Retrofit Incentive	Consumer, Business	2008	Final	Motor Totally Enclosed Fan-Cooled (TEFC), 1.5 HP - Commercial Sector
225	25	Electricity Retrofit Incentive	Consumer, Business	2008	Final	Motor Totally Enclosed Fan-Cooled (TEFC), 2 HP - Commercial Sector
226	25	Electricity Retrofit Incentive	Consumer, Business	2008	Final	Motor Totally Enclosed Fan-Cooled (TEFC), 3 HP - Commercial Sector
227	25	Electricity Retrofit Incentive	Consumer, Business	2008	Final	Motor Totally Enclosed Fan-Cooled (TEFC), 5 HP - Commercial Sector
228	25	Electricity Retrofit Incentive	Consumer, Business	2008	Final	Motor Totally Enclosed Fan-Cooled (TEFC), 7.5 HP - Commercial Sector
229	25	Electricity Retrofit Incentive	Consumer, Business	2008	Final	Motor Totally Enclosed Fan-Cooled (TEFC), 10 HP - Commercial Sector
230	25	Electricity Retrofit Incentive	Consumer, Business	2008	Final	Motor Totally Enclosed Fan-Cooled (TEFC), 15 HP - Commercial Sector
231	25	Electricity Retrofit Incentive	Consumer, Business	2008	Final	Motor Totally Enclosed Fan-Cooled (TEFC), 20 HP - Commercial Sector
232	25	Electricity Retrofit Incentive	Consumer, Business	2008	Final	Motor Totally Enclosed Fan-Cooled (TEFC), 25 HP - Commercial Sector
233	25	Electricity Retrofit Incentive	Consumer, Business	2008	Final	Motor Totally Enclosed Fan-Cooled (TEFC), 30 HP - Commercial Sector
234	25	Electricity Retrofit Incentive	Consumer, Business	2008	Final	Motor Totally Enclosed Fan-Cooled (TEFC), 40 HP - Commercial Sector
235	25	Electricity Retrofit Incentive	Consumer, Business	2008	Final	Motor Totally Enclosed Fan-Cooled (TEFC), 50 HP - Commercial Sector
236	25	Electricity Retrofit Incentive	Consumer, Business	2008	Final	Motor Totally Enclosed Fan-Cooled (TEFC), 60 HP - Commercial Sector
237	25	Electricity Retrofit Incentive	Consumer, Business	2008	Final	Motor Totally Enclosed Fan-Cooled (TEFC), 75 HP - Commercial Sector
238	25	Electricity Retrofit Incentive	Consumer, Business	2008	Final	Motor Totally Enclosed Fan-Cooled (TEFC), 100 HP - Commercial Sector

## Measure Results at End-User Level

#	Initiative Number	Initiative Name	Program Name	Program Year	Results Status
205	25	Electricity Retrofit Incentive	Consumer, Business	2008	Final
206	25	Electricity Retrofit Incentive	Consumer, Business	2008	Final
207	25	Electricity Retrofit Incentive	Consumer, Business	2008	Final
208	25	Electricity Retrofit Incentive	Consumer, Business	2008	Final
209	25	Electricity Retrofit Incentive	Consumer, Business	2008	Final
210	25	Electricity Retrofit Incentive	Consumer, Business	2008	Final
211	25	Electricity Retrofit Incentive	Consumer, Business	2008	Final
212	25	Electricity Retrofit Incentive	Consumer, Business	2008	Final
213	25	Electricity Retrofit Incentive	Consumer, Business	2008	Final
214	25	Electricity Retrofit Incentive	Consumer, Business	2008	Final
215	25	Electricity Retrofit Incentive	Consumer, Business	2008	Final
216	25	Electricity Retrofit Incentive	Consumer, Business	2008	Final
217	25	Electricity Retrofit Incentive	Consumer, Business	2008	Final
218	25	Electricity Retrofit Incentive	Consumer, Business	2008	Final
219	25	Electricity Retrofit Incentive	Consumer, Business	2008	Final
220	25	Electricity Retrofit Incentive	Consumer, Business	2008	Final
221	25	Electricity Retrofit Incentive	Consumer, Business	2008	Final
222	25	Electricity Retrofit Incentive	Consumer, Business	2008	Final
223	25	Electricity Retrofit Incentive	Consumer, Business	2008	Final
224	25	Electricity Retrofit Incentive	Consumer, Business	2008	Final
225	25	Electricity Retrofit Incentive	Consumer, Business	2008	Final
226	25	Electricity Retrofit Incentive	Consumer, Business	2008	Final
227	25	Electricity Retrofit Incentive	Consumer, Business	2008	Final
228	25	Electricity Retrofit Incentive	Consumer, Business	2008	Final
229	25	Electricity Retrofit Incentive	Consumer, Business	2008	Final
230	25	Electricity Retrofit Incentive	Consumer, Business	2008	Final
231	25	Electricity Retrofit Incentive	Consumer, Business	2008	Final
232	25	Electricity Retrofit Incentive	Consumer, Business	2008	Final
233	25	Electricity Retrofit Incentive	Consumer, Business	2008	Final
234	25	Electricity Retrofit Incentive	Consumer, Business	2008	Final
235	25	Electricity Retrofit Incentive	Consumer, Business	2008	Final
236	25	Electricity Retrofit Incentive	Consumer, Business	2008	Final
237	25	Electricity Retrofit Incentive	Consumer, Business	2008	Final
238	25	Electricity Retrofit Incentive	Consumer, Business	2008	Final

[illegible]



# OPA Conservation & Demand Management Programs

Measure Results at End-User Level

For: Horizon Utilities Corporation

#	Initiative Number	Initiative Name	Program Name	Program Year	Results Status	Assumptions				Activity Results (#)
						Net Annual Energy Savings (kWh)	Net Lifetime Energy Savings (kWh)	Aggregate Net-to-Gross Adjustment (%)	Effective Useful Life (EUL)	
205	25	Electricity Retrofit Incentive	Consumer, Business	2008	Final	Quasi-Prescriptive	Quasi-Prescriptive	58.0	15.3	n/a
206	25	Electricity Retrofit Incentive	Consumer, Business	2008	Final	Quasi-Prescriptive	Quasi-Prescriptive	58.0	15.3	n/a
207	25	Electricity Retrofit Incentive	Consumer, Business	2008	Final	Quasi-Prescriptive	Quasi-Prescriptive	58.0	15.3	n/a
208	25	Electricity Retrofit Incentive	Consumer, Business	2008	Final	Quasi-Prescriptive	Quasi-Prescriptive	58.0	15.3	n/a
209	25	Electricity Retrofit Incentive	Consumer, Business	2008	Final	Quasi-Prescriptive	Quasi-Prescriptive	58.0	15.3	n/a
210	25	Electricity Retrofit Incentive	Consumer, Business	2008	Final	Quasi-Prescriptive	Quasi-Prescriptive	58.0	15.3	n/a
211	25	Electricity Retrofit Incentive	Consumer, Business	2008	Final	Quasi-Prescriptive	Quasi-Prescriptive	58.0	15.3	n/a
212	25	Electricity Retrofit Incentive	Consumer, Business	2008	Final	Quasi-Prescriptive	Quasi-Prescriptive	58.0	15.3	n/a
213	25	Electricity Retrofit Incentive	Consumer, Business	2008	Final	Quasi-Prescriptive	Quasi-Prescriptive	58.0	15.3	n/a
214	25	Electricity Retrofit Incentive	Consumer, Business	2008	Final	Quasi-Prescriptive	Quasi-Prescriptive	58.0	15.3	n/a
215	25	Electricity Retrofit Incentive	Consumer, Business	2008	Final	Quasi-Prescriptive	Quasi-Prescriptive	58.0	15.3	n/a
216	25	Electricity Retrofit Incentive	Consumer, Business	2008	Final	Quasi-Prescriptive	Quasi-Prescriptive	58.0	15.3	n/a
217	25	Electricity Retrofit Incentive	Consumer, Business	2008	Final	Quasi-Prescriptive	Quasi-Prescriptive	58.0	15.3	n/a
218	25	Electricity Retrofit Incentive	Consumer, Business	2008	Final	Quasi-Prescriptive	Quasi-Prescriptive	58.0	15.3	n/a
219	25	Electricity Retrofit Incentive	Consumer, Business	2008	Final	Quasi-Prescriptive	Quasi-Prescriptive	58.0	15.3	n/a
220	25	Electricity Retrofit Incentive	Consumer, Business	2008	Final	Quasi-Prescriptive	Quasi-Prescriptive	58.0	15.3	n/a
221	25	Electricity Retrofit Incentive	Consumer, Business	2008	Final	Quasi-Prescriptive	Quasi-Prescriptive	58.0	15.3	n/a
222	25	Electricity Retrofit Incentive	Consumer, Business	2008	Final	Quasi-Prescriptive	Quasi-Prescriptive	58.0	15.3	n/a
223	25	Electricity Retrofit Incentive	Consumer, Business	2008	Final	Quasi-Prescriptive	Quasi-Prescriptive	58.0	15.3	n/a
224	25	Electricity Retrofit Incentive	Consumer, Business	2008	Final	Quasi-Prescriptive	Quasi-Prescriptive	58.0	15.3	n/a
225	25	Electricity Retrofit Incentive	Consumer, Business	2008	Final	Quasi-Prescriptive	Quasi-Prescriptive	58.0	15.3	n/a
226	25	Electricity Retrofit Incentive	Consumer, Business	2008	Final	Quasi-Prescriptive	Quasi-Prescriptive	58.0	15.3	n/a
227	25	Electricity Retrofit Incentive	Consumer, Business	2008	Final	Quasi-Prescriptive	Quasi-Prescriptive	58.0	15.3	n/a
228	25	Electricity Retrofit Incentive	Consumer, Business	2008	Final	Quasi-Prescriptive	Quasi-Prescriptive	58.0	15.3	n/a
229	25	Electricity Retrofit Incentive	Consumer, Business	2008	Final	Quasi-Prescriptive	Quasi-Prescriptive	58.0	15.3	n/a
230	25	Electricity Retrofit Incentive	Consumer, Business	2008	Final	Quasi-Prescriptive	Quasi-Prescriptive	58.0	15.3	n/a
231	25	Electricity Retrofit Incentive	Consumer, Business	2008	Final	Quasi-Prescriptive	Quasi-Prescriptive	58.0	15.3	n/a
232	25	Electricity Retrofit Incentive	Consumer, Business	2008	Final	Quasi-Prescriptive	Quasi-Prescriptive	58.0	15.3	n/a
233	25	Electricity Retrofit Incentive	Consumer, Business	2008	Final	Quasi-Prescriptive	Quasi-Prescriptive	58.0	15.3	n/a
234	25	Electricity Retrofit Incentive	Consumer, Business	2008	Final	Quasi-Prescriptive	Quasi-Prescriptive	58.0	15.3	n/a
235	25	Electricity Retrofit Incentive	Consumer, Business	2008	Final	Quasi-Prescriptive	Quasi-Prescriptive	58.0	15.3	n/a
236	25	Electricity Retrofit Incentive	Consumer, Business	2008	Final	Quasi-Prescriptive	Quasi-Prescriptive	58.0	15.3	n/a
237	25	Electricity Retrofit Incentive	Consumer, Business	2008	Final	Quasi-Prescriptive	Quasi-Prescriptive	58.0	15.3	n/a
238	25	Electricity Retrofit Incentive	Consumer, Business	2008	Final	Quasi-Prescriptive	Quasi-Prescriptive	58.0	15.3	n/a

# OPA Conservation & Demand Management Programs

Measure Results at End-User Level

For: Horizon Utilities Corporation

#	Initiative Number	Initiative Name	Program Name	Program Year	Results Status	LDC Specific Results					
						Gross Summer Peak Demand Savings (kW)	Gross Annual Energy Savings (kWh)	Gross Lifetime Energy Savings (kWh)	Net Summer Peak Demand Savings (kW)	Net Annual Energy Savings (kWh)	Net Lifetime Energy Savings (kWh)
205	25	Electricity Retrofit Incentive	Consumer, Business	2008	Final	n/a	n/a	n/a	n/a	n/a	n/a
206	25	Electricity Retrofit Incentive	Consumer, Business	2008	Final	n/a	n/a	n/a	n/a	n/a	n/a
207	25	Electricity Retrofit Incentive	Consumer, Business	2008	Final	n/a	n/a	n/a	n/a	n/a	n/a
208	25	Electricity Retrofit Incentive	Consumer, Business	2008	Final	n/a	n/a	n/a	n/a	n/a	n/a
209	25	Electricity Retrofit Incentive	Consumer, Business	2008	Final	n/a	n/a	n/a	n/a	n/a	n/a
210	25	Electricity Retrofit Incentive	Consumer, Business	2008	Final	n/a	n/a	n/a	n/a	n/a	n/a
211	25	Electricity Retrofit Incentive	Consumer, Business	2008	Final	n/a	n/a	n/a	n/a	n/a	n/a
212	25	Electricity Retrofit Incentive	Consumer, Business	2008	Final	n/a	n/a	n/a	n/a	n/a	n/a
213	25	Electricity Retrofit Incentive	Consumer, Business	2008	Final	n/a	n/a	n/a	n/a	n/a	n/a
214	25	Electricity Retrofit Incentive	Consumer, Business	2008	Final	n/a	n/a	n/a	n/a	n/a	n/a
215	25	Electricity Retrofit Incentive	Consumer, Business	2008	Final	n/a	n/a	n/a	n/a	n/a	n/a
216	25	Electricity Retrofit Incentive	Consumer, Business	2008	Final	n/a	n/a	n/a	n/a	n/a	n/a
217	25	Electricity Retrofit Incentive	Consumer, Business	2008	Final	n/a	n/a	n/a	n/a	n/a	n/a
218	25	Electricity Retrofit Incentive	Consumer, Business	2008	Final	n/a	n/a	n/a	n/a	n/a	n/a
219	25	Electricity Retrofit Incentive	Consumer, Business	2008	Final	n/a	n/a	n/a	n/a	n/a	n/a
220	25	Electricity Retrofit Incentive	Consumer, Business	2008	Final	n/a	n/a	n/a	n/a	n/a	n/a
221	25	Electricity Retrofit Incentive	Consumer, Business	2008	Final	n/a	n/a	n/a	n/a	n/a	n/a
222	25	Electricity Retrofit Incentive	Consumer, Business	2008	Final	n/a	n/a	n/a	n/a	n/a	n/a
223	25	Electricity Retrofit Incentive	Consumer, Business	2008	Final	n/a	n/a	n/a	n/a	n/a	n/a
224	25	Electricity Retrofit Incentive	Consumer, Business	2008	Final	n/a	n/a	n/a	n/a	n/a	n/a
225	25	Electricity Retrofit Incentive	Consumer, Business	2008	Final	n/a	n/a	n/a	n/a	n/a	n/a
226	25	Electricity Retrofit Incentive	Consumer, Business	2008	Final	n/a	n/a	n/a	n/a	n/a	n/a
227	25	Electricity Retrofit Incentive	Consumer, Business	2008	Final	n/a	n/a	n/a	n/a	n/a	n/a
228	25	Electricity Retrofit Incentive	Consumer, Business	2008	Final	n/a	n/a	n/a	n/a	n/a	n/a
229	25	Electricity Retrofit Incentive	Consumer, Business	2008	Final	n/a	n/a	n/a	n/a	n/a	n/a
230	25	Electricity Retrofit Incentive	Consumer, Business	2008	Final	n/a	n/a	n/a	n/a	n/a	n/a
231	25	Electricity Retrofit Incentive	Consumer, Business	2008	Final	n/a	n/a	n/a	n/a	n/a	n/a
232	25	Electricity Retrofit Incentive	Consumer, Business	2008	Final	n/a	n/a	n/a	n/a	n/a	n/a
233	25	Electricity Retrofit Incentive	Consumer, Business	2008	Final	n/a	n/a	n/a	n/a	n/a	n/a
234	25	Electricity Retrofit Incentive	Consumer, Business	2008	Final	n/a	n/a	n/a	n/a	n/a	n/a
235	25	Electricity Retrofit Incentive	Consumer, Business	2008	Final	n/a	n/a	n/a	n/a	n/a	n/a
236	25	Electricity Retrofit Incentive	Consumer, Business	2008	Final	n/a	n/a	n/a	n/a	n/a	n/a
237	25	Electricity Retrofit Incentive	Consumer, Business	2008	Final	n/a	n/a	n/a	n/a	n/a	n/a
238	25	Electricity Retrofit Incentive	Consumer, Business	2008	Final	n/a	n/a	n/a	n/a	n/a	n/a

# OPA Conservation & Demand Management Programs

Measure Results at End-User Level

For: Horizon Utilities Corporation

#	Initiative Number	Initiative Name	Program Name	Program Year	Results Status	#
239	25	Electricity Retrofit Incentive	Consumer, Business	2008	Final	75
240	25	Electricity Retrofit Incentive	Consumer, Business	2008	Final	76
241	25	Electricity Retrofit Incentive	Consumer, Business	2008	Final	77
242	25	Electricity Retrofit Incentive	Consumer, Business	2008	Final	78
243	25	Electricity Retrofit Incentive	Consumer, Business	2008	Final	79
244	25	Electricity Retrofit Incentive	Consumer, Business	2008	Final	80
245	25	Electricity Retrofit Incentive	Consumer, Business	2008	Final	81
246	25	Electricity Retrofit Incentive	Consumer, Business	2008	Final	82
247	25	Electricity Retrofit Incentive	Consumer, Business	2008	Final	83
248	25	Electricity Retrofit Incentive	Consumer, Business	2008	Final	84
249	25	Electricity Retrofit Incentive	Consumer, Business	2008	Final	85
250	25	Electricity Retrofit Incentive	Consumer, Business	2008	Final	86
251	25	Electricity Retrofit Incentive	Consumer, Business	2008	Final	87
252	25	Electricity Retrofit Incentive	Consumer, Business	2008	Final	88
253	25	Electricity Retrofit Incentive	Consumer, Business	2008	Final	89
254	25	Electricity Retrofit Incentive	Consumer, Business	2008	Final	90
255	25	Electricity Retrofit Incentive	Consumer, Business	2008	Final	91
256	25	Electricity Retrofit Incentive	Consumer, Business	2008	Final	92
257	25	Electricity Retrofit Incentive	Consumer, Business	2008	Final	93
258	25	Electricity Retrofit Incentive	Consumer, Business	2008	Final	94
259	25	Electricity Retrofit Incentive	Consumer, Business	2008	Final	95
260	25	Electricity Retrofit Incentive	Consumer, Business	2008	Final	96
261	25	Electricity Retrofit Incentive	Consumer, Business	2008	Final	97
262	25	Electricity Retrofit Incentive	Consumer, Business	2008	Final	98
263	25	Electricity Retrofit Incentive	Consumer, Business	2008	Final	99
264	25	Electricity Retrofit Incentive	Consumer, Business	2008	Final	100
265	25	Electricity Retrofit Incentive	Consumer, Business	2008	Final	101
266	25	Electricity Retrofit Incentive	Consumer, Business	2008	Final	102
267	25	Electricity Retrofit Incentive	Consumer, Business	2008	Final	103
268	25	Electricity Retrofit Incentive	Consumer, Business	2008	Final	104
269	25	Electricity Retrofit Incentive	Consumer, Business	2008	Final	105
270	25	Electricity Retrofit Incentive	Consumer, Business	2008	Final	106
271	25	Electricity Retrofit Incentive	Consumer, Business	2008	Final	107
272	25	Electricity Retrofit Incentive	Consumer, Business	2008	Final	108

# OPA Conservation & Demand Management Programs

Measure Results at End-User Level

For: Horizon Utilities Corporation

#	Initiative Number	Initiative Name	Program Name	Program Year	Results Status	Measure Name
239	25	Electricity Retrofit Incentive	Consumer, Business	2008	Final	Motor Totally Enclosed Fan-Cooled (TEFC), 125 HP - Commercial Sector
240	25	Electricity Retrofit Incentive	Consumer, Business	2008	Final	Motor Totally Enclosed Fan-Cooled (TEFC), 150 HP - Commercial Sector
241	25	Electricity Retrofit Incentive	Consumer, Business	2008	Final	Motor Totally Enclosed Fan-Cooled (TEFC), 200 HP - Commercial Sector
242	25	Electricity Retrofit Incentive	Consumer, Business	2008	Final	Transformer Size 15 - Commercial Sector
243	25	Electricity Retrofit Incentive	Consumer, Business	2008	Final	Transformer Size 30 - Commercial Sector
244	25	Electricity Retrofit Incentive	Consumer, Business	2008	Final	Transformer Size 45 - Commercial Sector
245	25	Electricity Retrofit Incentive	Consumer, Business	2008	Final	Transformer Size 75 - Commercial Sector
246	25	Electricity Retrofit Incentive	Consumer, Business	2008	Final	Transformer Size 112.5 - Commercial Sector
247	25	Electricity Retrofit Incentive	Consumer, Business	2008	Final	Transformer Size 150 - Commercial Sector
248	25	Electricity Retrofit Incentive	Consumer, Business	2008	Final	Transformer Size 225 - Commercial Sector
249	25	Electricity Retrofit Incentive	Consumer, Business	2008	Final	Transformer Size 300 - Commercial Sector
250	25	Electricity Retrofit Incentive	Consumer, Business	2008	Final	Transformer Size 500 - Commercial Sector
251	25	Electricity Retrofit Incentive	Consumer, Business	2008	Final	Transformer Size 750 - Commercial Sector
252	25	Electricity Retrofit Incentive	Consumer, Business	2008	Final	Transformer Size 1000 - Commercial Sector
253	25	Electricity Retrofit Incentive	Consumer, Business	2008	Final	Unitary AC Single Phase <= 5.4 Tons - Commercial Sector
254	25	Electricity Retrofit Incentive	Consumer, Business	2008	Final	Unitary AC 3 Phase <= 5.4 Tons - Commercial Sector
255	25	Electricity Retrofit Incentive	Consumer, Business	2008	Final	Unitary AC >5.4 & <= 11.25 tons - Commercial Sector
256	25	Electricity Retrofit Incentive	Consumer, Business	2008	Final	Unitary AC >11.25 & <= 20 tons - Commercial Sector
257	25	Electricity Retrofit Incentive	Consumer, Business	2008	Final	Unitary AC 25 tons - Commercial Sector
258	25	Electricity Retrofit Incentive	Consumer, Business	2008	Final	Custom Project - Commercial Sector
259	25	Electricity Retrofit Incentive	Consumer, Business	2008	Final	Agribusiness ENERGY STAR® Rated Exit Signs, All sizes - Multi-Family Sector
260	25	Electricity Retrofit Incentive	Consumer, Business	2008	Final	Agribusiness ENERGY STAR® Rated CFLs, Screw in. All sizes < 40 W - Multi-Family Sector
261	25	Electricity Retrofit Incentive	Consumer, Business	2008	Final	Agribusiness ENERGY STAR® Rated CFLs, Hard wired. All sizes < 40 W - Multi-Family Sector
262	25	Electricity Retrofit Incentive	Consumer, Business	2008	Final	Agribusiness Standard Performance T8, Single lamp standard T8 fixture - Multi-Family Sector
263	25	Electricity Retrofit Incentive	Consumer, Business	2008	Final	Agribusiness Standard Performance T8, Double lamp standard T8 fixture - Multi-Family Sector
264	25	Electricity Retrofit Incentive	Consumer, Business	2008	Final	Agribusiness Standard Performance T8, Triple lamp standard T8 fixture - Multi-Family Sector
265	25	Electricity Retrofit Incentive	Consumer, Business	2008	Final	Agribusiness Standard Performance T8, Quadruple lamp standard T8 fixture - Multi-Family Sector
266	25	Electricity Retrofit Incentive	Consumer, Business	2008	Final	Agribusiness High Performance T8 (Consortium for Energy Efficiency qualifying list compliance), Single lamp h
267	25	Electricity Retrofit Incentive	Consumer, Business	2008	Final	Agribusiness High Performance T8 (Consortium for Energy Efficiency qualifying list compliance), Double lamp h
268	25	Electricity Retrofit Incentive	Consumer, Business	2008	Final	Agribusiness High Performance T8 (Consortium for Energy Efficiency qualifying list compliance), Triple lamp h
269	25	Electricity Retrofit Incentive	Consumer, Business	2008	Final	Agribusiness High Performance T8 (Consortium for Energy Efficiency qualifying list compliance), Quadruple lar
270	25	Electricity Retrofit Incentive	Consumer, Business	2008	Final	Agribusiness T5 Fixtures, T5 fixture with 1, 2, or 3 lamps and 1 electronic ballast - Multi-Family Sector
271	25	Electricity Retrofit Incentive	Consumer, Business	2008	Final	Agribusiness T5 Fixtures, High Bay T5. Maximum 6 lamps/fixture. - Multi-Family Sector
272	25	Electricity Retrofit Incentive	Consumer, Business	2008	Final	Agribusiness Metal Halide, 320 W Ceramic pulse start - Multi-Family Sector

## Measure Results at End-User Level

#	Initiative Number	Initiative Name	Program Name	Program Year	Results Status
239	25	Electricity Retrofit Incentive	Consumer, Business	2008	Final
240	25	Electricity Retrofit Incentive	Consumer, Business	2008	Final
241	25	Electricity Retrofit Incentive	Consumer, Business	2008	Final
242	25	Electricity Retrofit Incentive	Consumer, Business	2008	Final
243	25	Electricity Retrofit Incentive	Consumer, Business	2008	Final
244	25	Electricity Retrofit Incentive	Consumer, Business	2008	Final
245	25	Electricity Retrofit Incentive	Consumer, Business	2008	Final
246	25	Electricity Retrofit Incentive	Consumer, Business	2008	Final
247	25	Electricity Retrofit Incentive	Consumer, Business	2008	Final
248	25	Electricity Retrofit Incentive	Consumer, Business	2008	Final
249	25	Electricity Retrofit Incentive	Consumer, Business	2008	Final
250	25	Electricity Retrofit Incentive	Consumer, Business	2008	Final
251	25	Electricity Retrofit Incentive	Consumer, Business	2008	Final
252	25	Electricity Retrofit Incentive	Consumer, Business	2008	Final
253	25	Electricity Retrofit Incentive	Consumer, Business	2008	Final
254	25	Electricity Retrofit Incentive	Consumer, Business	2008	Final
255	25	Electricity Retrofit Incentive	Consumer, Business	2008	Final
256	25	Electricity Retrofit Incentive	Consumer, Business	2008	Final
257	25	Electricity Retrofit Incentive	Consumer, Business	2008	Final
258	25	Electricity Retrofit Incentive	Consumer, Business	2008	Final
259	25	Electricity Retrofit Incentive	Consumer, Business	2008	Final
260	25	Electricity Retrofit Incentive	Consumer, Business	2008	Final
261	25	Electricity Retrofit Incentive	Consumer, Business	2008	Final
262	25	Electricity Retrofit Incentive	Consumer, Business	2008	Final
263	25	Electricity Retrofit Incentive	Consumer, Business	2008	Final
264	25	Electricity Retrofit Incentive	Consumer, Business	2008	Final
265	25	Electricity Retrofit Incentive	Consumer, Business	2008	Final
266	25	Electricity Retrofit Incentive	Consumer, Business	2008	Final
267	25	Electricity Retrofit Incentive	Consumer, Business	2008	Final
268	25	Electricity Retrofit Incentive	Consumer, Business	2008	Final
269	25	Electricity Retrofit Incentive	Consumer, Business	2008	Final
270	25	Electricity Retrofit Incentive	Consumer, Business	2008	Final
271	25	Electricity Retrofit Incentive	Consumer, Business	2008	Final
272	25	Electricity Retrofit Incentive	Consumer, Business	2008	Final

[illegible]

# OPA Conservation & Demand Management Programs

Measure Results at End-User Level

For: Horizon Utilities Corporation

#	Initiative Number	Initiative Name	Program Name	Program Year	Results Status	Assumptions				Activity Results (#)
						Net Annual Energy Savings (kWh)	Net Lifetime Energy Savings (kWh)	Aggregate Net-to-Gross Adjustment (%)	Effective Useful Life (EUL)	
239	25	Electricity Retrofit Incentive	Consumer, Business	2008	Final	Quasi-Prescriptive	Quasi-Prescriptive	58.0	15.3	n/a
240	25	Electricity Retrofit Incentive	Consumer, Business	2008	Final	Quasi-Prescriptive	Quasi-Prescriptive	58.0	15.3	n/a
241	25	Electricity Retrofit Incentive	Consumer, Business	2008	Final	Quasi-Prescriptive	Quasi-Prescriptive	58.0	15.3	n/a
242	25	Electricity Retrofit Incentive	Consumer, Business	2008	Final	Quasi-Prescriptive	Quasi-Prescriptive	58.0	15.3	n/a
243	25	Electricity Retrofit Incentive	Consumer, Business	2008	Final	Quasi-Prescriptive	Quasi-Prescriptive	58.0	15.3	n/a
244	25	Electricity Retrofit Incentive	Consumer, Business	2008	Final	Quasi-Prescriptive	Quasi-Prescriptive	58.0	15.3	n/a
245	25	Electricity Retrofit Incentive	Consumer, Business	2008	Final	Quasi-Prescriptive	Quasi-Prescriptive	58.0	15.3	n/a
246	25	Electricity Retrofit Incentive	Consumer, Business	2008	Final	Quasi-Prescriptive	Quasi-Prescriptive	58.0	15.3	n/a
247	25	Electricity Retrofit Incentive	Consumer, Business	2008	Final	Quasi-Prescriptive	Quasi-Prescriptive	58.0	15.3	n/a
248	25	Electricity Retrofit Incentive	Consumer, Business	2008	Final	Quasi-Prescriptive	Quasi-Prescriptive	58.0	15.3	n/a
249	25	Electricity Retrofit Incentive	Consumer, Business	2008	Final	Quasi-Prescriptive	Quasi-Prescriptive	58.0	15.3	n/a
250	25	Electricity Retrofit Incentive	Consumer, Business	2008	Final	Quasi-Prescriptive	Quasi-Prescriptive	58.0	15.3	n/a
251	25	Electricity Retrofit Incentive	Consumer, Business	2008	Final	Quasi-Prescriptive	Quasi-Prescriptive	58.0	15.3	n/a
252	25	Electricity Retrofit Incentive	Consumer, Business	2008	Final	Quasi-Prescriptive	Quasi-Prescriptive	58.0	15.3	n/a
253	25	Electricity Retrofit Incentive	Consumer, Business	2008	Final	Quasi-Prescriptive	Quasi-Prescriptive	58.0	15.3	n/a
254	25	Electricity Retrofit Incentive	Consumer, Business	2008	Final	Quasi-Prescriptive	Quasi-Prescriptive	58.0	15.3	n/a
255	25	Electricity Retrofit Incentive	Consumer, Business	2008	Final	Quasi-Prescriptive	Quasi-Prescriptive	58.0	15.3	n/a
256	25	Electricity Retrofit Incentive	Consumer, Business	2008	Final	Quasi-Prescriptive	Quasi-Prescriptive	58.0	15.3	n/a
257	25	Electricity Retrofit Incentive	Consumer, Business	2008	Final	Quasi-Prescriptive	Quasi-Prescriptive	58.0	15.3	n/a
258	25	Electricity Retrofit Incentive	Consumer, Business	2008	Final	Quasi-Prescriptive	Quasi-Prescriptive	58.0	15.3	n/a
259	25	Electricity Retrofit Incentive	Consumer, Business	2008	Final	Quasi-Prescriptive	Quasi-Prescriptive	41.0	15.3	n/a
260	25	Electricity Retrofit Incentive	Consumer, Business	2008	Final	Quasi-Prescriptive	Quasi-Prescriptive	41.0	15.3	n/a
261	25	Electricity Retrofit Incentive	Consumer, Business	2008	Final	Quasi-Prescriptive	Quasi-Prescriptive	41.0	15.3	n/a
262	25	Electricity Retrofit Incentive	Consumer, Business	2008	Final	Quasi-Prescriptive	Quasi-Prescriptive	41.0	15.3	n/a
263	25	Electricity Retrofit Incentive	Consumer, Business	2008	Final	Quasi-Prescriptive	Quasi-Prescriptive	41.0	15.3	n/a
264	25	Electricity Retrofit Incentive	Consumer, Business	2008	Final	Quasi-Prescriptive	Quasi-Prescriptive	41.0	15.3	n/a
265	25	Electricity Retrofit Incentive	Consumer, Business	2008	Final	Quasi-Prescriptive	Quasi-Prescriptive	41.0	15.3	n/a
266	25	Electricity Retrofit Incentive	Consumer, Business	2008	Final	Quasi-Prescriptive	Quasi-Prescriptive	41.0	15.3	n/a
267	25	Electricity Retrofit Incentive	Consumer, Business	2008	Final	Quasi-Prescriptive	Quasi-Prescriptive	41.0	15.3	n/a
268	25	Electricity Retrofit Incentive	Consumer, Business	2008	Final	Quasi-Prescriptive	Quasi-Prescriptive	41.0	15.3	n/a
269	25	Electricity Retrofit Incentive	Consumer, Business	2008	Final	Quasi-Prescriptive	Quasi-Prescriptive	41.0	15.3	n/a
270	25	Electricity Retrofit Incentive	Consumer, Business	2008	Final	Quasi-Prescriptive	Quasi-Prescriptive	41.0	15.3	n/a
271	25	Electricity Retrofit Incentive	Consumer, Business	2008	Final	Quasi-Prescriptive	Quasi-Prescriptive	41.0	15.3	n/a
272	25	Electricity Retrofit Incentive	Consumer, Business	2008	Final	Quasi-Prescriptive	Quasi-Prescriptive	41.0	15.3	n/a



# OPA Conservation & Demand Management Programs

Measure Results at End-User Level

For: Horizon Utilities Corporation

#	Initiative Number	Initiative Name	Program Name	Program Year	Results Status	LDC Specific Results					
						Gross Summer Peak Demand Savings (kW)	Gross Annual Energy Savings (kWh)	Gross Lifetime Energy Savings (kWh)	Net Summer Peak Demand Savings (kW)	Net Annual Energy Savings (kWh)	Net Lifetime Energy Savings (kWh)
239	25	Electricity Retrofit Incentive	Consumer, Business	2008	Final	n/a	n/a	n/a	n/a	n/a	n/a
240	25	Electricity Retrofit Incentive	Consumer, Business	2008	Final	n/a	n/a	n/a	n/a	n/a	n/a
241	25	Electricity Retrofit Incentive	Consumer, Business	2008	Final	n/a	n/a	n/a	n/a	n/a	n/a
242	25	Electricity Retrofit Incentive	Consumer, Business	2008	Final	n/a	n/a	n/a	n/a	n/a	n/a
243	25	Electricity Retrofit Incentive	Consumer, Business	2008	Final	n/a	n/a	n/a	n/a	n/a	n/a
244	25	Electricity Retrofit Incentive	Consumer, Business	2008	Final	n/a	n/a	n/a	n/a	n/a	n/a
245	25	Electricity Retrofit Incentive	Consumer, Business	2008	Final	n/a	n/a	n/a	n/a	n/a	n/a
246	25	Electricity Retrofit Incentive	Consumer, Business	2008	Final	n/a	n/a	n/a	n/a	n/a	n/a
247	25	Electricity Retrofit Incentive	Consumer, Business	2008	Final	n/a	n/a	n/a	n/a	n/a	n/a
248	25	Electricity Retrofit Incentive	Consumer, Business	2008	Final	n/a	n/a	n/a	n/a	n/a	n/a
249	25	Electricity Retrofit Incentive	Consumer, Business	2008	Final	n/a	n/a	n/a	n/a	n/a	n/a
250	25	Electricity Retrofit Incentive	Consumer, Business	2008	Final	n/a	n/a	n/a	n/a	n/a	n/a
251	25	Electricity Retrofit Incentive	Consumer, Business	2008	Final	n/a	n/a	n/a	n/a	n/a	n/a
252	25	Electricity Retrofit Incentive	Consumer, Business	2008	Final	n/a	n/a	n/a	n/a	n/a	n/a
253	25	Electricity Retrofit Incentive	Consumer, Business	2008	Final	n/a	n/a	n/a	n/a	n/a	n/a
254	25	Electricity Retrofit Incentive	Consumer, Business	2008	Final	n/a	n/a	n/a	n/a	n/a	n/a
255	25	Electricity Retrofit Incentive	Consumer, Business	2008	Final	n/a	n/a	n/a	n/a	n/a	n/a
256	25	Electricity Retrofit Incentive	Consumer, Business	2008	Final	n/a	n/a	n/a	n/a	n/a	n/a
257	25	Electricity Retrofit Incentive	Consumer, Business	2008	Final	n/a	n/a	n/a	n/a	n/a	n/a
258	25	Electricity Retrofit Incentive	Consumer, Business	2008	Final	n/a	n/a	n/a	n/a	n/a	n/a
259	25	Electricity Retrofit Incentive	Consumer, Business	2008	Final	n/a	n/a	n/a	n/a	n/a	n/a
260	25	Electricity Retrofit Incentive	Consumer, Business	2008	Final	n/a	n/a	n/a	n/a	n/a	n/a
261	25	Electricity Retrofit Incentive	Consumer, Business	2008	Final	n/a	n/a	n/a	n/a	n/a	n/a
262	25	Electricity Retrofit Incentive	Consumer, Business	2008	Final	n/a	n/a	n/a	n/a	n/a	n/a
263	25	Electricity Retrofit Incentive	Consumer, Business	2008	Final	n/a	n/a	n/a	n/a	n/a	n/a
264	25	Electricity Retrofit Incentive	Consumer, Business	2008	Final	n/a	n/a	n/a	n/a	n/a	n/a
265	25	Electricity Retrofit Incentive	Consumer, Business	2008	Final	n/a	n/a	n/a	n/a	n/a	n/a
266	25	Electricity Retrofit Incentive	Consumer, Business	2008	Final	n/a	n/a	n/a	n/a	n/a	n/a
267	25	Electricity Retrofit Incentive	Consumer, Business	2008	Final	n/a	n/a	n/a	n/a	n/a	n/a
268	25	Electricity Retrofit Incentive	Consumer, Business	2008	Final	n/a	n/a	n/a	n/a	n/a	n/a
269	25	Electricity Retrofit Incentive	Consumer, Business	2008	Final	n/a	n/a	n/a	n/a	n/a	n/a
270	25	Electricity Retrofit Incentive	Consumer, Business	2008	Final	n/a	n/a	n/a	n/a	n/a	n/a
271	25	Electricity Retrofit Incentive	Consumer, Business	2008	Final	n/a	n/a	n/a	n/a	n/a	n/a
272	25	Electricity Retrofit Incentive	Consumer, Business	2008	Final	n/a	n/a	n/a	n/a	n/a	n/a

# OPA Conservation & Demand Management Programs

Measure Results at End-User Level

For: Horizon Utilities Corporation

#	Initiative Number	Initiative Name	Program Name	Program Year	Results Status	#
273	25	Electricity Retrofit Incentive	Consumer, Business	2008	Final	109
274	25	Electricity Retrofit Incentive	Consumer, Business	2008	Final	110
275	25	Electricity Retrofit Incentive	Consumer, Business	2008	Final	111
276	25	Electricity Retrofit Incentive	Consumer, Business	2008	Final	112
277	25	Electricity Retrofit Incentive	Consumer, Business	2008	Final	113
278	25	Electricity Retrofit Incentive	Consumer, Business	2008	Final	114
279	25	Electricity Retrofit Incentive	Consumer, Business	2008	Final	115
280	25	Electricity Retrofit Incentive	Consumer, Business	2008	Final	116
281	25	Electricity Retrofit Incentive	Consumer, Business	2008	Final	117
282	25	Electricity Retrofit Incentive	Consumer, Business	2008	Final	118
283	25	Electricity Retrofit Incentive	Consumer, Business	2008	Final	119
284	25	Electricity Retrofit Incentive	Consumer, Business	2008	Final	120
285	25	Electricity Retrofit Incentive	Consumer, Business	2008	Final	121
286	25	Electricity Retrofit Incentive	Consumer, Business	2008	Final	122
287	25	Electricity Retrofit Incentive	Consumer, Business	2008	Final	123
288	25	Electricity Retrofit Incentive	Consumer, Business	2008	Final	124
289	25	Electricity Retrofit Incentive	Consumer, Business	2008	Final	125
290	25	Electricity Retrofit Incentive	Consumer, Business	2008	Final	126
291	25	Electricity Retrofit Incentive	Consumer, Business	2008	Final	127
292	25	Electricity Retrofit Incentive	Consumer, Business	2008	Final	128
293	25	Electricity Retrofit Incentive	Consumer, Business	2008	Final	129
294	25	Electricity Retrofit Incentive	Consumer, Business	2008	Final	130
295	25	Electricity Retrofit Incentive	Consumer, Business	2008	Final	131
296	25	Electricity Retrofit Incentive	Consumer, Business	2008	Final	132
297	25	Electricity Retrofit Incentive	Consumer, Business	2008	Final	133
298	25	Electricity Retrofit Incentive	Consumer, Business	2008	Final	134
299	25	Electricity Retrofit Incentive	Consumer, Business	2008	Final	135
300	25	Electricity Retrofit Incentive	Consumer, Business	2008	Final	136
301	25	Electricity Retrofit Incentive	Consumer, Business	2008	Final	137
302	25	Electricity Retrofit Incentive	Consumer, Business	2008	Final	138
303	25	Electricity Retrofit Incentive	Consumer, Business	2008	Final	139
304	25	Electricity Retrofit Incentive	Consumer, Business	2008	Final	140
305	25	Electricity Retrofit Incentive	Consumer, Business	2008	Final	141
306	25	Electricity Retrofit Incentive	Consumer, Business	2008	Final	142

# OPA Conservation & Demand Management Programs

Measure Results at End-User Level

For: Horizon Utilities Corporation

#	Initiative Number	Initiative Name	Program Name	Program Year	Results Status	Measure Name
273	25	Electricity Retrofit Incentive	Consumer, Business	2008	Final	Agribusiness Occupancy Sensors, Switch plate mounted occupancy sensor - Multi-Family Sector
274	25	Electricity Retrofit Incentive	Consumer, Business	2008	Final	Agribusiness Occupancy Sensors, Ceiling mounted occupancy sensor - Multi-Family Sector
275	25	Electricity Retrofit Incentive	Consumer, Business	2008	Final	Agribusiness Creep Heat Pads, up to 100W maximum - Multi-Family Sector
276	25	Electricity Retrofit Incentive	Consumer, Business	2008	Final	Agribusiness Creep Heat Pads, up to 200W maximum - Multi-Family Sector
277	25	Electricity Retrofit Incentive	Consumer, Business	2008	Final	Agribusiness High Temperature Cutout Thermostat - Multi-Family Sector
278	25	Electricity Retrofit Incentive	Consumer, Business	2008	Final	Agribusiness Creep Heat Controller - Multi-Family Sector
279	25	Electricity Retrofit Incentive	Consumer, Business	2008	Final	Agribusiness Energy Efficient Ventilation Exhaust Fans - Multi-Family Sector
280	25	Electricity Retrofit Incentive	Consumer, Business	2008	Final	Agribusiness Low Energy Livestock Waterers - Multi-Family Sector
281	25	Electricity Retrofit Incentive	Consumer, Business	2008	Final	Agribusiness Photocell and Timer for Lighting Control - Multi-Family Sector
282	25	Electricity Retrofit Incentive	Consumer, Business	2008	Final	Lighting System Exit Signs, 5 W or less - Multi-Family Sector
283	25	Electricity Retrofit Incentive	Consumer, Business	2008	Final	Lighting System ENERGY STAR® Rated CFLs, Screw in. All sizes < 40 W - Multi-Family Sector
284	25	Electricity Retrofit Incentive	Consumer, Business	2008	Final	Lighting System ENERGY STAR® Rated CFLs, Hard wired. All sizes < 40 W - Multi-Family Sector
285	25	Electricity Retrofit Incentive	Consumer, Business	2008	Final	Lighting System Standard Performance T8, Single lamp standard T8 fixture - Multi-Family Sector
286	25	Electricity Retrofit Incentive	Consumer, Business	2008	Final	Lighting System Standard Performance T8, Double lamp standard T8 fixture - Multi-Family Sector
287	25	Electricity Retrofit Incentive	Consumer, Business	2008	Final	Lighting System Standard Performance T8, Triple lamp standard T8 fixture - Multi-Family Sector
288	25	Electricity Retrofit Incentive	Consumer, Business	2008	Final	Lighting System Standard Performance T8, Quadruple lamp standard T8 fixture - Multi-Family Sector
289	25	Electricity Retrofit Incentive	Consumer, Business	2008	Final	Lighting System High Performance T8 (Consortium for Energy Efficiency qualifying list compliance), Single lamp
290	25	Electricity Retrofit Incentive	Consumer, Business	2008	Final	Lighting System High Performance T8 (Consortium for Energy Efficiency qualifying list compliance), Double lamp
291	25	Electricity Retrofit Incentive	Consumer, Business	2008	Final	Lighting System High Performance T8 (Consortium for Energy Efficiency qualifying list compliance), Triple lamp
292	25	Electricity Retrofit Incentive	Consumer, Business	2008	Final	Lighting System High Performance T8 (Consortium for Energy Efficiency qualifying list compliance), Quadruple lamp
293	25	Electricity Retrofit Incentive	Consumer, Business	2008	Final	Lighting System T5 Fixtures, T5 fixture with 1, 2, or 3 lamps and 1 electronic ballast - Multi-Family Sector
294	25	Electricity Retrofit Incentive	Consumer, Business	2008	Final	Lighting System T5 Fixtures, High Bay T5. Maximum 6 lamps/fixture. - Multi-Family Sector
295	25	Electricity Retrofit Incentive	Consumer, Business	2008	Final	Lighting System Metal Halide, 320 W Ceramic pulse start - Multi-Family Sector
296	25	Electricity Retrofit Incentive	Consumer, Business	2008	Final	Lighting System Occupancy Sensors, Switch plate mounted occupancy sensor - Multi-Family Sector
297	25	Electricity Retrofit Incentive	Consumer, Business	2008	Final	Lighting System Occupancy Sensors, Ceiling mounted occupancy sensor - Multi-Family Sector
298	25	Electricity Retrofit Incentive	Consumer, Business	2008	Final	Motor Open Drip-Proof (ODP), 1 HP - Multi-Family Sector
299	25	Electricity Retrofit Incentive	Consumer, Business	2008	Final	Motor Open Drip-Proof (ODP), 1.5 HP - Multi-Family Sector
300	25	Electricity Retrofit Incentive	Consumer, Business	2008	Final	Motor Open Drip-Proof (ODP), 2 HP - Multi-Family Sector
301	25	Electricity Retrofit Incentive	Consumer, Business	2008	Final	Motor Open Drip-Proof (ODP), 3 HP - Multi-Family Sector
302	25	Electricity Retrofit Incentive	Consumer, Business	2008	Final	Motor Open Drip-Proof (ODP), 5 HP - Multi-Family Sector
303	25	Electricity Retrofit Incentive	Consumer, Business	2008	Final	Motor Open Drip-Proof (ODP), 7.5 HP - Multi-Family Sector
304	25	Electricity Retrofit Incentive	Consumer, Business	2008	Final	Motor Open Drip-Proof (ODP), 10 HP - Multi-Family Sector
305	25	Electricity Retrofit Incentive	Consumer, Business	2008	Final	Motor Open Drip-Proof (ODP), 15 HP - Multi-Family Sector
306	25	Electricity Retrofit Incentive	Consumer, Business	2008	Final	Motor Open Drip-Proof (ODP), 20 HP - Multi-Family Sector

## Measure Results at End-User Level

#	Initiative Number	Initiative Name	Program Name	Program Year	Results Status
273	25	Electricity Retrofit Incentive	Consumer, Business	2008	Final
274	25	Electricity Retrofit Incentive	Consumer, Business	2008	Final
275	25	Electricity Retrofit Incentive	Consumer, Business	2008	Final
276	25	Electricity Retrofit Incentive	Consumer, Business	2008	Final
277	25	Electricity Retrofit Incentive	Consumer, Business	2008	Final
278	25	Electricity Retrofit Incentive	Consumer, Business	2008	Final
279	25	Electricity Retrofit Incentive	Consumer, Business	2008	Final
280	25	Electricity Retrofit Incentive	Consumer, Business	2008	Final
281	25	Electricity Retrofit Incentive	Consumer, Business	2008	Final
282	25	Electricity Retrofit Incentive	Consumer, Business	2008	Final
283	25	Electricity Retrofit Incentive	Consumer, Business	2008	Final
284	25	Electricity Retrofit Incentive	Consumer, Business	2008	Final
285	25	Electricity Retrofit Incentive	Consumer, Business	2008	Final
286	25	Electricity Retrofit Incentive	Consumer, Business	2008	Final
287	25	Electricity Retrofit Incentive	Consumer, Business	2008	Final
288	25	Electricity Retrofit Incentive	Consumer, Business	2008	Final
289	25	Electricity Retrofit Incentive	Consumer, Business	2008	Final
290	25	Electricity Retrofit Incentive	Consumer, Business	2008	Final
291	25	Electricity Retrofit Incentive	Consumer, Business	2008	Final
292	25	Electricity Retrofit Incentive	Consumer, Business	2008	Final
293	25	Electricity Retrofit Incentive	Consumer, Business	2008	Final
294	25	Electricity Retrofit Incentive	Consumer, Business	2008	Final
295	25	Electricity Retrofit Incentive	Consumer, Business	2008	Final
296	25	Electricity Retrofit Incentive	Consumer, Business	2008	Final
297	25	Electricity Retrofit Incentive	Consumer, Business	2008	Final
298	25	Electricity Retrofit Incentive	Consumer, Business	2008	Final
299	25	Electricity Retrofit Incentive	Consumer, Business	2008	Final
300	25	Electricity Retrofit Incentive	Consumer, Business	2008	Final
301	25	Electricity Retrofit Incentive	Consumer, Business	2008	Final
302	25	Electricity Retrofit Incentive	Consumer, Business	2008	Final
303	25	Electricity Retrofit Incentive	Consumer, Business	2008	Final
304	25	Electricity Retrofit Incentive	Consumer, Business	2008	Final
305	25	Electricity Retrofit Incentive	Consumer, Business	2008	Final
306	25	Electricity Retrofit Incentive	Consumer, Business	2008	Final

[illegible]

# OPA Conservation & Demand Management Programs

Measure Results at End-User Level

For: Horizon Utilities Corporation

#	Initiative Number	Initiative Name	Program Name	Program Year	Results Status	Assumptions				Activity Results (#)
						Net Annual Energy Savings (kWh)	Net Lifetime Energy Savings (kWh)	Aggregate Net-to-Gross Adjustment (%)	Effective Useful Life (EUL)	
273	25	Electricity Retrofit Incentive	Consumer, Business	2008	Final	Quasi-Prescriptive	Quasi-Prescriptive	41.0	15.3	n/a
274	25	Electricity Retrofit Incentive	Consumer, Business	2008	Final	Quasi-Prescriptive	Quasi-Prescriptive	41.0	15.3	n/a
275	25	Electricity Retrofit Incentive	Consumer, Business	2008	Final	Quasi-Prescriptive	Quasi-Prescriptive	41.0	15.3	n/a
276	25	Electricity Retrofit Incentive	Consumer, Business	2008	Final	Quasi-Prescriptive	Quasi-Prescriptive	41.0	15.3	n/a
277	25	Electricity Retrofit Incentive	Consumer, Business	2008	Final	Quasi-Prescriptive	Quasi-Prescriptive	41.0	15.3	n/a
278	25	Electricity Retrofit Incentive	Consumer, Business	2008	Final	Quasi-Prescriptive	Quasi-Prescriptive	41.0	15.3	n/a
279	25	Electricity Retrofit Incentive	Consumer, Business	2008	Final	Quasi-Prescriptive	Quasi-Prescriptive	41.0	15.3	n/a
280	25	Electricity Retrofit Incentive	Consumer, Business	2008	Final	Quasi-Prescriptive	Quasi-Prescriptive	41.0	15.3	n/a
281	25	Electricity Retrofit Incentive	Consumer, Business	2008	Final	Quasi-Prescriptive	Quasi-Prescriptive	41.0	15.3	n/a
282	25	Electricity Retrofit Incentive	Consumer, Business	2008	Final	Quasi-Prescriptive	Quasi-Prescriptive	41.0	15.3	n/a
283	25	Electricity Retrofit Incentive	Consumer, Business	2008	Final	Quasi-Prescriptive	Quasi-Prescriptive	41.0	15.3	n/a
284	25	Electricity Retrofit Incentive	Consumer, Business	2008	Final	Quasi-Prescriptive	Quasi-Prescriptive	41.0	15.3	n/a
285	25	Electricity Retrofit Incentive	Consumer, Business	2008	Final	Quasi-Prescriptive	Quasi-Prescriptive	41.0	15.3	n/a
286	25	Electricity Retrofit Incentive	Consumer, Business	2008	Final	Quasi-Prescriptive	Quasi-Prescriptive	41.0	15.3	n/a
287	25	Electricity Retrofit Incentive	Consumer, Business	2008	Final	Quasi-Prescriptive	Quasi-Prescriptive	41.0	15.3	n/a
288	25	Electricity Retrofit Incentive	Consumer, Business	2008	Final	Quasi-Prescriptive	Quasi-Prescriptive	41.0	15.3	n/a
289	25	Electricity Retrofit Incentive	Consumer, Business	2008	Final	Quasi-Prescriptive	Quasi-Prescriptive	41.0	15.3	n/a
290	25	Electricity Retrofit Incentive	Consumer, Business	2008	Final	Quasi-Prescriptive	Quasi-Prescriptive	41.0	15.3	n/a
291	25	Electricity Retrofit Incentive	Consumer, Business	2008	Final	Quasi-Prescriptive	Quasi-Prescriptive	41.0	15.3	n/a
292	25	Electricity Retrofit Incentive	Consumer, Business	2008	Final	Quasi-Prescriptive	Quasi-Prescriptive	41.0	15.3	n/a
293	25	Electricity Retrofit Incentive	Consumer, Business	2008	Final	Quasi-Prescriptive	Quasi-Prescriptive	41.0	15.3	n/a
294	25	Electricity Retrofit Incentive	Consumer, Business	2008	Final	Quasi-Prescriptive	Quasi-Prescriptive	41.0	15.3	n/a
295	25	Electricity Retrofit Incentive	Consumer, Business	2008	Final	Quasi-Prescriptive	Quasi-Prescriptive	41.0	15.3	n/a
296	25	Electricity Retrofit Incentive	Consumer, Business	2008	Final	Quasi-Prescriptive	Quasi-Prescriptive	41.0	15.3	n/a
297	25	Electricity Retrofit Incentive	Consumer, Business	2008	Final	Quasi-Prescriptive	Quasi-Prescriptive	41.0	15.3	n/a
298	25	Electricity Retrofit Incentive	Consumer, Business	2008	Final	Quasi-Prescriptive	Quasi-Prescriptive	41.0	15.3	n/a
299	25	Electricity Retrofit Incentive	Consumer, Business	2008	Final	Quasi-Prescriptive	Quasi-Prescriptive	41.0	15.3	n/a
300	25	Electricity Retrofit Incentive	Consumer, Business	2008	Final	Quasi-Prescriptive	Quasi-Prescriptive	41.0	15.3	n/a
301	25	Electricity Retrofit Incentive	Consumer, Business	2008	Final	Quasi-Prescriptive	Quasi-Prescriptive	41.0	15.3	n/a
302	25	Electricity Retrofit Incentive	Consumer, Business	2008	Final	Quasi-Prescriptive	Quasi-Prescriptive	41.0	15.3	n/a
303	25	Electricity Retrofit Incentive	Consumer, Business	2008	Final	Quasi-Prescriptive	Quasi-Prescriptive	41.0	15.3	n/a
304	25	Electricity Retrofit Incentive	Consumer, Business	2008	Final	Quasi-Prescriptive	Quasi-Prescriptive	41.0	15.3	n/a
305	25	Electricity Retrofit Incentive	Consumer, Business	2008	Final	Quasi-Prescriptive	Quasi-Prescriptive	41.0	15.3	n/a
306	25	Electricity Retrofit Incentive	Consumer, Business	2008	Final	Quasi-Prescriptive	Quasi-Prescriptive	41.0	15.3	n/a

# OPA Conservation & Demand Management Programs

Measure Results at End-User Level

For: Horizon Utilities Corporation

#	Initiative Number	Initiative Name	Program Name	Program Year	Results Status	LDC Specific Results					
						Gross Summer Peak Demand Savings (kW)	Gross Annual Energy Savings (kWh)	Gross Lifetime Energy Savings (kWh)	Net Summer Peak Demand Savings (kW)	Net Annual Energy Savings (kWh)	Net Lifetime Energy Savings (kWh)
273	25	Electricity Retrofit Incentive	Consumer, Business	2008	Final	n/a	n/a	n/a	n/a	n/a	n/a
274	25	Electricity Retrofit Incentive	Consumer, Business	2008	Final	n/a	n/a	n/a	n/a	n/a	n/a
275	25	Electricity Retrofit Incentive	Consumer, Business	2008	Final	n/a	n/a	n/a	n/a	n/a	n/a
276	25	Electricity Retrofit Incentive	Consumer, Business	2008	Final	n/a	n/a	n/a	n/a	n/a	n/a
277	25	Electricity Retrofit Incentive	Consumer, Business	2008	Final	n/a	n/a	n/a	n/a	n/a	n/a
278	25	Electricity Retrofit Incentive	Consumer, Business	2008	Final	n/a	n/a	n/a	n/a	n/a	n/a
279	25	Electricity Retrofit Incentive	Consumer, Business	2008	Final	n/a	n/a	n/a	n/a	n/a	n/a
280	25	Electricity Retrofit Incentive	Consumer, Business	2008	Final	n/a	n/a	n/a	n/a	n/a	n/a
281	25	Electricity Retrofit Incentive	Consumer, Business	2008	Final	n/a	n/a	n/a	n/a	n/a	n/a
282	25	Electricity Retrofit Incentive	Consumer, Business	2008	Final	n/a	n/a	n/a	n/a	n/a	n/a
283	25	Electricity Retrofit Incentive	Consumer, Business	2008	Final	n/a	n/a	n/a	n/a	n/a	n/a
284	25	Electricity Retrofit Incentive	Consumer, Business	2008	Final	n/a	n/a	n/a	n/a	n/a	n/a
285	25	Electricity Retrofit Incentive	Consumer, Business	2008	Final	n/a	n/a	n/a	n/a	n/a	n/a
286	25	Electricity Retrofit Incentive	Consumer, Business	2008	Final	n/a	n/a	n/a	n/a	n/a	n/a
287	25	Electricity Retrofit Incentive	Consumer, Business	2008	Final	n/a	n/a	n/a	n/a	n/a	n/a
288	25	Electricity Retrofit Incentive	Consumer, Business	2008	Final	n/a	n/a	n/a	n/a	n/a	n/a
289	25	Electricity Retrofit Incentive	Consumer, Business	2008	Final	n/a	n/a	n/a	n/a	n/a	n/a
290	25	Electricity Retrofit Incentive	Consumer, Business	2008	Final	n/a	n/a	n/a	n/a	n/a	n/a
291	25	Electricity Retrofit Incentive	Consumer, Business	2008	Final	n/a	n/a	n/a	n/a	n/a	n/a
292	25	Electricity Retrofit Incentive	Consumer, Business	2008	Final	n/a	n/a	n/a	n/a	n/a	n/a
293	25	Electricity Retrofit Incentive	Consumer, Business	2008	Final	n/a	n/a	n/a	n/a	n/a	n/a
294	25	Electricity Retrofit Incentive	Consumer, Business	2008	Final	n/a	n/a	n/a	n/a	n/a	n/a
295	25	Electricity Retrofit Incentive	Consumer, Business	2008	Final	n/a	n/a	n/a	n/a	n/a	n/a
296	25	Electricity Retrofit Incentive	Consumer, Business	2008	Final	n/a	n/a	n/a	n/a	n/a	n/a
297	25	Electricity Retrofit Incentive	Consumer, Business	2008	Final	n/a	n/a	n/a	n/a	n/a	n/a
298	25	Electricity Retrofit Incentive	Consumer, Business	2008	Final	n/a	n/a	n/a	n/a	n/a	n/a
299	25	Electricity Retrofit Incentive	Consumer, Business	2008	Final	n/a	n/a	n/a	n/a	n/a	n/a
300	25	Electricity Retrofit Incentive	Consumer, Business	2008	Final	n/a	n/a	n/a	n/a	n/a	n/a
301	25	Electricity Retrofit Incentive	Consumer, Business	2008	Final	n/a	n/a	n/a	n/a	n/a	n/a
302	25	Electricity Retrofit Incentive	Consumer, Business	2008	Final	n/a	n/a	n/a	n/a	n/a	n/a
303	25	Electricity Retrofit Incentive	Consumer, Business	2008	Final	n/a	n/a	n/a	n/a	n/a	n/a
304	25	Electricity Retrofit Incentive	Consumer, Business	2008	Final	n/a	n/a	n/a	n/a	n/a	n/a
305	25	Electricity Retrofit Incentive	Consumer, Business	2008	Final	n/a	n/a	n/a	n/a	n/a	n/a
306	25	Electricity Retrofit Incentive	Consumer, Business	2008	Final	n/a	n/a	n/a	n/a	n/a	n/a



# OPA Conservation & Demand Management Programs

Measure Results at End-User Level

For: Horizon Utilities Corporation

#	Initiative Number	Initiative Name	Program Name	Program Year	Results Status	#
307	25	Electricity Retrofit Incentive	Consumer, Business	2008	Final	143
308	25	Electricity Retrofit Incentive	Consumer, Business	2008	Final	144
309	25	Electricity Retrofit Incentive	Consumer, Business	2008	Final	145
310	25	Electricity Retrofit Incentive	Consumer, Business	2008	Final	146
311	25	Electricity Retrofit Incentive	Consumer, Business	2008	Final	147
312	25	Electricity Retrofit Incentive	Consumer, Business	2008	Final	148
313	25	Electricity Retrofit Incentive	Consumer, Business	2008	Final	149
314	25	Electricity Retrofit Incentive	Consumer, Business	2008	Final	150
315	25	Electricity Retrofit Incentive	Consumer, Business	2008	Final	151
316	25	Electricity Retrofit Incentive	Consumer, Business	2008	Final	152
317	25	Electricity Retrofit Incentive	Consumer, Business	2008	Final	153
318	25	Electricity Retrofit Incentive	Consumer, Business	2008	Final	154
319	25	Electricity Retrofit Incentive	Consumer, Business	2008	Final	155
320	25	Electricity Retrofit Incentive	Consumer, Business	2008	Final	156
321	25	Electricity Retrofit Incentive	Consumer, Business	2008	Final	157
322	25	Electricity Retrofit Incentive	Consumer, Business	2008	Final	158
323	25	Electricity Retrofit Incentive	Consumer, Business	2008	Final	159
324	25	Electricity Retrofit Incentive	Consumer, Business	2008	Final	160
325	25	Electricity Retrofit Incentive	Consumer, Business	2008	Final	161
326	25	Electricity Retrofit Incentive	Consumer, Business	2008	Final	162
327	25	Electricity Retrofit Incentive	Consumer, Business	2008	Final	163
328	25	Electricity Retrofit Incentive	Consumer, Business	2008	Final	164
329	25	Electricity Retrofit Incentive	Consumer, Business	2008	Final	165
330	25	Electricity Retrofit Incentive	Consumer, Business	2008	Final	166
331	25	Electricity Retrofit Incentive	Consumer, Business	2008	Final	167
332	25	Electricity Retrofit Incentive	Consumer, Business	2008	Final	168
333	25	Electricity Retrofit Incentive	Consumer, Business	2008	Final	169
334	25	Electricity Retrofit Incentive	Consumer, Business	2008	Final	170
335	25	Electricity Retrofit Incentive	Consumer, Business	2008	Final	171
336	25	Electricity Retrofit Incentive	Consumer, Business	2008	Final	172
337	25	Electricity Retrofit Incentive	Consumer, Business	2008	Final	173
338	25	Electricity Retrofit Incentive	Consumer, Business	2008	Final	174
339	25	Electricity Retrofit Incentive	Consumer, Business	2008	Final	175
340	25	Electricity Retrofit Incentive	Consumer, Business	2008	Final	176

# OPA Conservation & Demand Management Programs

Measure Results at End-User Level

For: Horizon Utilities Corporation

#	Initiative Number	Initiative Name	Program Name	Program Year	Results Status	Measure Name
307	25	Electricity Retrofit Incentive	Consumer, Business	2008	Final	Motor Open Drip-Proof (ODP), 25 HP - Multi-Family Sector
308	25	Electricity Retrofit Incentive	Consumer, Business	2008	Final	Motor Open Drip-Proof (ODP), 30 HP - Multi-Family Sector
309	25	Electricity Retrofit Incentive	Consumer, Business	2008	Final	Motor Open Drip-Proof (ODP), 40 HP - Multi-Family Sector
310	25	Electricity Retrofit Incentive	Consumer, Business	2008	Final	Motor Open Drip-Proof (ODP), 50 HP - Multi-Family Sector
311	25	Electricity Retrofit Incentive	Consumer, Business	2008	Final	Motor Open Drip-Proof (ODP), 60 HP - Multi-Family Sector
312	25	Electricity Retrofit Incentive	Consumer, Business	2008	Final	Motor Open Drip-Proof (ODP), 75 HP - Multi-Family Sector
313	25	Electricity Retrofit Incentive	Consumer, Business	2008	Final	Motor Open Drip-Proof (ODP), 100 HP - Multi-Family Sector
314	25	Electricity Retrofit Incentive	Consumer, Business	2008	Final	Motor Open Drip-Proof (ODP), 125 HP - Multi-Family Sector
315	25	Electricity Retrofit Incentive	Consumer, Business	2008	Final	Motor Open Drip-Proof (ODP), 150 HP - Multi-Family Sector
316	25	Electricity Retrofit Incentive	Consumer, Business	2008	Final	Motor Open Drip-Proof (ODP), 200 HP - Multi-Family Sector
317	25	Electricity Retrofit Incentive	Consumer, Business	2008	Final	Motor Totally Enclosed Fan-Cooled (TEFC), 1 HP - Multi-Family Sector
318	25	Electricity Retrofit Incentive	Consumer, Business	2008	Final	Motor Totally Enclosed Fan-Cooled (TEFC), 1.5 HP - Multi-Family Sector
319	25	Electricity Retrofit Incentive	Consumer, Business	2008	Final	Motor Totally Enclosed Fan-Cooled (TEFC), 2 HP - Multi-Family Sector
320	25	Electricity Retrofit Incentive	Consumer, Business	2008	Final	Motor Totally Enclosed Fan-Cooled (TEFC), 3 HP - Multi-Family Sector
321	25	Electricity Retrofit Incentive	Consumer, Business	2008	Final	Motor Totally Enclosed Fan-Cooled (TEFC), 5 HP - Multi-Family Sector
322	25	Electricity Retrofit Incentive	Consumer, Business	2008	Final	Motor Totally Enclosed Fan-Cooled (TEFC), 7.5 HP - Multi-Family Sector
323	25	Electricity Retrofit Incentive	Consumer, Business	2008	Final	Motor Totally Enclosed Fan-Cooled (TEFC), 10 HP - Multi-Family Sector
324	25	Electricity Retrofit Incentive	Consumer, Business	2008	Final	Motor Totally Enclosed Fan-Cooled (TEFC), 15 HP - Multi-Family Sector
325	25	Electricity Retrofit Incentive	Consumer, Business	2008	Final	Motor Totally Enclosed Fan-Cooled (TEFC), 20 HP - Multi-Family Sector
326	25	Electricity Retrofit Incentive	Consumer, Business	2008	Final	Motor Totally Enclosed Fan-Cooled (TEFC), 25 HP - Multi-Family Sector
327	25	Electricity Retrofit Incentive	Consumer, Business	2008	Final	Motor Totally Enclosed Fan-Cooled (TEFC), 30 HP - Multi-Family Sector
328	25	Electricity Retrofit Incentive	Consumer, Business	2008	Final	Motor Totally Enclosed Fan-Cooled (TEFC), 40 HP - Multi-Family Sector
329	25	Electricity Retrofit Incentive	Consumer, Business	2008	Final	Motor Totally Enclosed Fan-Cooled (TEFC), 50 HP - Multi-Family Sector
330	25	Electricity Retrofit Incentive	Consumer, Business	2008	Final	Motor Totally Enclosed Fan-Cooled (TEFC), 60 HP - Multi-Family Sector
331	25	Electricity Retrofit Incentive	Consumer, Business	2008	Final	Motor Totally Enclosed Fan-Cooled (TEFC), 75 HP - Multi-Family Sector
332	25	Electricity Retrofit Incentive	Consumer, Business	2008	Final	Motor Totally Enclosed Fan-Cooled (TEFC), 100 HP - Multi-Family Sector
333	25	Electricity Retrofit Incentive	Consumer, Business	2008	Final	Motor Totally Enclosed Fan-Cooled (TEFC), 125 HP - Multi-Family Sector
334	25	Electricity Retrofit Incentive	Consumer, Business	2008	Final	Motor Totally Enclosed Fan-Cooled (TEFC), 150 HP - Multi-Family Sector
335	25	Electricity Retrofit Incentive	Consumer, Business	2008	Final	Motor Totally Enclosed Fan-Cooled (TEFC), 200 HP - Multi-Family Sector
336	25	Electricity Retrofit Incentive	Consumer, Business	2008	Final	Transformer Size 15 - Multi-Family Sector
337	25	Electricity Retrofit Incentive	Consumer, Business	2008	Final	Transformer Size 30 - Multi-Family Sector
338	25	Electricity Retrofit Incentive	Consumer, Business	2008	Final	Transformer Size 45 - Multi-Family Sector
339	25	Electricity Retrofit Incentive	Consumer, Business	2008	Final	Transformer Size 75 - Multi-Family Sector
340	25	Electricity Retrofit Incentive	Consumer, Business	2008	Final	Transformer Size 112.5 - Multi-Family Sector

## Measure Results at End-User Level

#	Initiative Number	Initiative Name	Program Name	Program Year	Results Status
307	25	Electricity Retrofit Incentive	Consumer, Business	2008	Final
308	25	Electricity Retrofit Incentive	Consumer, Business	2008	Final
309	25	Electricity Retrofit Incentive	Consumer, Business	2008	Final
310	25	Electricity Retrofit Incentive	Consumer, Business	2008	Final
311	25	Electricity Retrofit Incentive	Consumer, Business	2008	Final
312	25	Electricity Retrofit Incentive	Consumer, Business	2008	Final
313	25	Electricity Retrofit Incentive	Consumer, Business	2008	Final
314	25	Electricity Retrofit Incentive	Consumer, Business	2008	Final
315	25	Electricity Retrofit Incentive	Consumer, Business	2008	Final
316	25	Electricity Retrofit Incentive	Consumer, Business	2008	Final
317	25	Electricity Retrofit Incentive	Consumer, Business	2008	Final
318	25	Electricity Retrofit Incentive	Consumer, Business	2008	Final
319	25	Electricity Retrofit Incentive	Consumer, Business	2008	Final
320	25	Electricity Retrofit Incentive	Consumer, Business	2008	Final
321	25	Electricity Retrofit Incentive	Consumer, Business	2008	Final
322	25	Electricity Retrofit Incentive	Consumer, Business	2008	Final
323	25	Electricity Retrofit Incentive	Consumer, Business	2008	Final
324	25	Electricity Retrofit Incentive	Consumer, Business	2008	Final
325	25	Electricity Retrofit Incentive	Consumer, Business	2008	Final
326	25	Electricity Retrofit Incentive	Consumer, Business	2008	Final
327	25	Electricity Retrofit Incentive	Consumer, Business	2008	Final
328	25	Electricity Retrofit Incentive	Consumer, Business	2008	Final
329	25	Electricity Retrofit Incentive	Consumer, Business	2008	Final
330	25	Electricity Retrofit Incentive	Consumer, Business	2008	Final
331	25	Electricity Retrofit Incentive	Consumer, Business	2008	Final
332	25	Electricity Retrofit Incentive	Consumer, Business	2008	Final
333	25	Electricity Retrofit Incentive	Consumer, Business	2008	Final
334	25	Electricity Retrofit Incentive	Consumer, Business	2008	Final
335	25	Electricity Retrofit Incentive	Consumer, Business	2008	Final
336	25	Electricity Retrofit Incentive	Consumer, Business	2008	Final
337	25	Electricity Retrofit Incentive	Consumer, Business	2008	Final
338	25	Electricity Retrofit Incentive	Consumer, Business	2008	Final
339	25	Electricity Retrofit Incentive	Consumer, Business	2008	Final
340	25	Electricity Retrofit Incentive	Consumer, Business	2008	Final

[illegible]

# OPA Conservation & Demand Management Programs

Measure Results at End-User Level

For: Horizon Utilities Corporation

#	Initiative Number	Initiative Name	Program Name	Program Year	Results Status	Assumptions				Activity Results (#)
						Net Annual Energy Savings (kWh)	Net Lifetime Energy Savings (kWh)	Aggregate Net-to-Gross Adjustment (%)	Effective Useful Life (EUL)	
307	25	Electricity Retrofit Incentive	Consumer, Business	2008	Final	Quasi-Prescriptive	Quasi-Prescriptive	41.0	15.3	n/a
308	25	Electricity Retrofit Incentive	Consumer, Business	2008	Final	Quasi-Prescriptive	Quasi-Prescriptive	41.0	15.3	n/a
309	25	Electricity Retrofit Incentive	Consumer, Business	2008	Final	Quasi-Prescriptive	Quasi-Prescriptive	41.0	15.3	n/a
310	25	Electricity Retrofit Incentive	Consumer, Business	2008	Final	Quasi-Prescriptive	Quasi-Prescriptive	41.0	15.3	n/a
311	25	Electricity Retrofit Incentive	Consumer, Business	2008	Final	Quasi-Prescriptive	Quasi-Prescriptive	41.0	15.3	n/a
312	25	Electricity Retrofit Incentive	Consumer, Business	2008	Final	Quasi-Prescriptive	Quasi-Prescriptive	41.0	15.3	n/a
313	25	Electricity Retrofit Incentive	Consumer, Business	2008	Final	Quasi-Prescriptive	Quasi-Prescriptive	41.0	15.3	n/a
314	25	Electricity Retrofit Incentive	Consumer, Business	2008	Final	Quasi-Prescriptive	Quasi-Prescriptive	41.0	15.3	n/a
315	25	Electricity Retrofit Incentive	Consumer, Business	2008	Final	Quasi-Prescriptive	Quasi-Prescriptive	41.0	15.3	n/a
316	25	Electricity Retrofit Incentive	Consumer, Business	2008	Final	Quasi-Prescriptive	Quasi-Prescriptive	41.0	15.3	n/a
317	25	Electricity Retrofit Incentive	Consumer, Business	2008	Final	Quasi-Prescriptive	Quasi-Prescriptive	41.0	15.3	n/a
318	25	Electricity Retrofit Incentive	Consumer, Business	2008	Final	Quasi-Prescriptive	Quasi-Prescriptive	41.0	15.3	n/a
319	25	Electricity Retrofit Incentive	Consumer, Business	2008	Final	Quasi-Prescriptive	Quasi-Prescriptive	41.0	15.3	n/a
320	25	Electricity Retrofit Incentive	Consumer, Business	2008	Final	Quasi-Prescriptive	Quasi-Prescriptive	41.0	15.3	n/a
321	25	Electricity Retrofit Incentive	Consumer, Business	2008	Final	Quasi-Prescriptive	Quasi-Prescriptive	41.0	15.3	n/a
322	25	Electricity Retrofit Incentive	Consumer, Business	2008	Final	Quasi-Prescriptive	Quasi-Prescriptive	41.0	15.3	n/a
323	25	Electricity Retrofit Incentive	Consumer, Business	2008	Final	Quasi-Prescriptive	Quasi-Prescriptive	41.0	15.3	n/a
324	25	Electricity Retrofit Incentive	Consumer, Business	2008	Final	Quasi-Prescriptive	Quasi-Prescriptive	41.0	15.3	n/a
325	25	Electricity Retrofit Incentive	Consumer, Business	2008	Final	Quasi-Prescriptive	Quasi-Prescriptive	41.0	15.3	n/a
326	25	Electricity Retrofit Incentive	Consumer, Business	2008	Final	Quasi-Prescriptive	Quasi-Prescriptive	41.0	15.3	n/a
327	25	Electricity Retrofit Incentive	Consumer, Business	2008	Final	Quasi-Prescriptive	Quasi-Prescriptive	41.0	15.3	n/a
328	25	Electricity Retrofit Incentive	Consumer, Business	2008	Final	Quasi-Prescriptive	Quasi-Prescriptive	41.0	15.3	n/a
329	25	Electricity Retrofit Incentive	Consumer, Business	2008	Final	Quasi-Prescriptive	Quasi-Prescriptive	41.0	15.3	n/a
330	25	Electricity Retrofit Incentive	Consumer, Business	2008	Final	Quasi-Prescriptive	Quasi-Prescriptive	41.0	15.3	n/a
331	25	Electricity Retrofit Incentive	Consumer, Business	2008	Final	Quasi-Prescriptive	Quasi-Prescriptive	41.0	15.3	n/a
332	25	Electricity Retrofit Incentive	Consumer, Business	2008	Final	Quasi-Prescriptive	Quasi-Prescriptive	41.0	15.3	n/a
333	25	Electricity Retrofit Incentive	Consumer, Business	2008	Final	Quasi-Prescriptive	Quasi-Prescriptive	41.0	15.3	n/a
334	25	Electricity Retrofit Incentive	Consumer, Business	2008	Final	Quasi-Prescriptive	Quasi-Prescriptive	41.0	15.3	n/a
335	25	Electricity Retrofit Incentive	Consumer, Business	2008	Final	Quasi-Prescriptive	Quasi-Prescriptive	41.0	15.3	n/a
336	25	Electricity Retrofit Incentive	Consumer, Business	2008	Final	Quasi-Prescriptive	Quasi-Prescriptive	41.0	15.3	n/a
337	25	Electricity Retrofit Incentive	Consumer, Business	2008	Final	Quasi-Prescriptive	Quasi-Prescriptive	41.0	15.3	n/a
338	25	Electricity Retrofit Incentive	Consumer, Business	2008	Final	Quasi-Prescriptive	Quasi-Prescriptive	41.0	15.3	n/a
339	25	Electricity Retrofit Incentive	Consumer, Business	2008	Final	Quasi-Prescriptive	Quasi-Prescriptive	41.0	15.3	n/a
340	25	Electricity Retrofit Incentive	Consumer, Business	2008	Final	Quasi-Prescriptive	Quasi-Prescriptive	41.0	15.3	n/a

# OPA Conservation & Demand Management Programs

Measure Results at End-User Level

For: Horizon Utilities Corporation

#	Initiative Number	Initiative Name	Program Name	Program Year	Results Status	LDC Specific Results					
						Gross Summer Peak Demand Savings (kW)	Gross Annual Energy Savings (kWh)	Gross Lifetime Energy Savings (kWh)	Net Summer Peak Demand Savings (kW)	Net Annual Energy Savings (kWh)	Net Lifetime Energy Savings (kWh)
307	25	Electricity Retrofit Incentive	Consumer, Business	2008	Final	n/a	n/a	n/a	n/a	n/a	n/a
308	25	Electricity Retrofit Incentive	Consumer, Business	2008	Final	n/a	n/a	n/a	n/a	n/a	n/a
309	25	Electricity Retrofit Incentive	Consumer, Business	2008	Final	n/a	n/a	n/a	n/a	n/a	n/a
310	25	Electricity Retrofit Incentive	Consumer, Business	2008	Final	n/a	n/a	n/a	n/a	n/a	n/a
311	25	Electricity Retrofit Incentive	Consumer, Business	2008	Final	n/a	n/a	n/a	n/a	n/a	n/a
312	25	Electricity Retrofit Incentive	Consumer, Business	2008	Final	n/a	n/a	n/a	n/a	n/a	n/a
313	25	Electricity Retrofit Incentive	Consumer, Business	2008	Final	n/a	n/a	n/a	n/a	n/a	n/a
314	25	Electricity Retrofit Incentive	Consumer, Business	2008	Final	n/a	n/a	n/a	n/a	n/a	n/a
315	25	Electricity Retrofit Incentive	Consumer, Business	2008	Final	n/a	n/a	n/a	n/a	n/a	n/a
316	25	Electricity Retrofit Incentive	Consumer, Business	2008	Final	n/a	n/a	n/a	n/a	n/a	n/a
317	25	Electricity Retrofit Incentive	Consumer, Business	2008	Final	n/a	n/a	n/a	n/a	n/a	n/a
318	25	Electricity Retrofit Incentive	Consumer, Business	2008	Final	n/a	n/a	n/a	n/a	n/a	n/a
319	25	Electricity Retrofit Incentive	Consumer, Business	2008	Final	n/a	n/a	n/a	n/a	n/a	n/a
320	25	Electricity Retrofit Incentive	Consumer, Business	2008	Final	n/a	n/a	n/a	n/a	n/a	n/a
321	25	Electricity Retrofit Incentive	Consumer, Business	2008	Final	n/a	n/a	n/a	n/a	n/a	n/a
322	25	Electricity Retrofit Incentive	Consumer, Business	2008	Final	n/a	n/a	n/a	n/a	n/a	n/a
323	25	Electricity Retrofit Incentive	Consumer, Business	2008	Final	n/a	n/a	n/a	n/a	n/a	n/a
324	25	Electricity Retrofit Incentive	Consumer, Business	2008	Final	n/a	n/a	n/a	n/a	n/a	n/a
325	25	Electricity Retrofit Incentive	Consumer, Business	2008	Final	n/a	n/a	n/a	n/a	n/a	n/a
326	25	Electricity Retrofit Incentive	Consumer, Business	2008	Final	n/a	n/a	n/a	n/a	n/a	n/a
327	25	Electricity Retrofit Incentive	Consumer, Business	2008	Final	n/a	n/a	n/a	n/a	n/a	n/a
328	25	Electricity Retrofit Incentive	Consumer, Business	2008	Final	n/a	n/a	n/a	n/a	n/a	n/a
329	25	Electricity Retrofit Incentive	Consumer, Business	2008	Final	n/a	n/a	n/a	n/a	n/a	n/a
330	25	Electricity Retrofit Incentive	Consumer, Business	2008	Final	n/a	n/a	n/a	n/a	n/a	n/a
331	25	Electricity Retrofit Incentive	Consumer, Business	2008	Final	n/a	n/a	n/a	n/a	n/a	n/a
332	25	Electricity Retrofit Incentive	Consumer, Business	2008	Final	n/a	n/a	n/a	n/a	n/a	n/a
333	25	Electricity Retrofit Incentive	Consumer, Business	2008	Final	n/a	n/a	n/a	n/a	n/a	n/a
334	25	Electricity Retrofit Incentive	Consumer, Business	2008	Final	n/a	n/a	n/a	n/a	n/a	n/a
335	25	Electricity Retrofit Incentive	Consumer, Business	2008	Final	n/a	n/a	n/a	n/a	n/a	n/a
336	25	Electricity Retrofit Incentive	Consumer, Business	2008	Final	n/a	n/a	n/a	n/a	n/a	n/a
337	25	Electricity Retrofit Incentive	Consumer, Business	2008	Final	n/a	n/a	n/a	n/a	n/a	n/a
338	25	Electricity Retrofit Incentive	Consumer, Business	2008	Final	n/a	n/a	n/a	n/a	n/a	n/a
339	25	Electricity Retrofit Incentive	Consumer, Business	2008	Final	n/a	n/a	n/a	n/a	n/a	n/a
340	25	Electricity Retrofit Incentive	Consumer, Business	2008	Final	n/a	n/a	n/a	n/a	n/a	n/a

# OPA Conservation & Demand Management Programs

Measure Results at End-User Level

For: Horizon Utilities Corporation

#	Initiative Number	Initiative Name	Program Name	Program Year	Results Status	#
341	25	Electricity Retrofit Incentive	Consumer, Business	2008	Final	177
342	25	Electricity Retrofit Incentive	Consumer, Business	2008	Final	178
343	25	Electricity Retrofit Incentive	Consumer, Business	2008	Final	179
344	25	Electricity Retrofit Incentive	Consumer, Business	2008	Final	180
345	25	Electricity Retrofit Incentive	Consumer, Business	2008	Final	181
346	25	Electricity Retrofit Incentive	Consumer, Business	2008	Final	182
347	25	Electricity Retrofit Incentive	Consumer, Business	2008	Final	183
348	25	Electricity Retrofit Incentive	Consumer, Business	2008	Final	184
349	25	Electricity Retrofit Incentive	Consumer, Business	2008	Final	185
350	25	Electricity Retrofit Incentive	Consumer, Business	2008	Final	186
351	25	Electricity Retrofit Incentive	Consumer, Business	2008	Final	187
352	25	Electricity Retrofit Incentive	Consumer, Business	2008	Final	188
353	25	Electricity Retrofit Incentive	Consumer, Business	2008	Final	189
354	25	Electricity Retrofit Incentive	Consumer, Business	2008	Final	190
355	25	Electricity Retrofit Incentive	Consumer, Business	2008	Final	191
356	25	Electricity Retrofit Incentive	Consumer, Business	2008	Final	192
357	25	Electricity Retrofit Incentive	Consumer, Business	2008	Final	193
358	25	Electricity Retrofit Incentive	Consumer, Business	2008	Final	194
359	25	Electricity Retrofit Incentive	Consumer, Business	2008	Final	195
360	25	Electricity Retrofit Incentive	Consumer, Business	2008	Final	196
361	25	Electricity Retrofit Incentive	Consumer, Business	2008	Final	197
362	25	Electricity Retrofit Incentive	Consumer, Business	2008	Final	198
363	25	Electricity Retrofit Incentive	Consumer, Business	2008	Final	199
364	25	Electricity Retrofit Incentive	Consumer, Business	2008	Final	200
365	25	Electricity Retrofit Incentive	Consumer, Business	2008	Final	201
366	25	Electricity Retrofit Incentive	Consumer, Business	2008	Final	202
367	25	Electricity Retrofit Incentive	Consumer, Business	2008	Final	203
368	25	Electricity Retrofit Incentive	Consumer, Business	2008	Final	204
369	25	Electricity Retrofit Incentive	Consumer, Business	2008	Final	205
370	25	Electricity Retrofit Incentive	Consumer, Business	2008	Final	206
371	25	Electricity Retrofit Incentive	Consumer, Business	2008	Final	207
372	25	Electricity Retrofit Incentive	Consumer, Business	2008	Final	208
373	25	Electricity Retrofit Incentive	Consumer, Business	2008	Final	209
374	25	Electricity Retrofit Incentive	Consumer, Business	2008	Final	210



# OPA Conservation & Demand Management Programs

Measure Results at End-User Level

For: Horizon Utilities Corporation

#	Initiative Number	Initiative Name	Program Name	Program Year	Results Status	Measure Name
341	25	Electricity Retrofit Incentive	Consumer, Business	2008	Final	Transformer Size 150 - Multi-Family Sector
342	25	Electricity Retrofit Incentive	Consumer, Business	2008	Final	Transformer Size 225 - Multi-Family Sector
343	25	Electricity Retrofit Incentive	Consumer, Business	2008	Final	Transformer Size 300 - Multi-Family Sector
344	25	Electricity Retrofit Incentive	Consumer, Business	2008	Final	Transformer Size 500 - Multi-Family Sector
345	25	Electricity Retrofit Incentive	Consumer, Business	2008	Final	Transformer Size 750 - Multi-Family Sector
346	25	Electricity Retrofit Incentive	Consumer, Business	2008	Final	Transformer Size 1000 - Multi-Family Sector
347	25	Electricity Retrofit Incentive	Consumer, Business	2008	Final	Unitary AC Single Phase <= 5.4 Tons - Multi-Family Sector
348	25	Electricity Retrofit Incentive	Consumer, Business	2008	Final	Unitary AC 3 Phase <= 5.4 Tons - Multi-Family Sector
349	25	Electricity Retrofit Incentive	Consumer, Business	2008	Final	Unitary AC >5.4 & <= 11.25 tons - Multi-Family Sector
350	25	Electricity Retrofit Incentive	Consumer, Business	2008	Final	Unitary AC >11.25 & <= 20 tons - Multi-Family Sector
351	25	Electricity Retrofit Incentive	Consumer, Business	2008	Final	Unitary AC 25 tons - Multi-Family Sector
352	25	Electricity Retrofit Incentive	Consumer, Business	2008	Final	Custom Project - Multi-Family Sector
353	25	Electricity Retrofit Incentive	Consumer, Business	2008	Final	Agribusiness ENERGY STAR® Rated Exit Signs, All sizes - Industrial Sector
354	25	Electricity Retrofit Incentive	Consumer, Business	2008	Final	Agribusiness ENERGY STAR® Rated CFLs, Screw in. All sizes < 40 W - Industrial Sector
355	25	Electricity Retrofit Incentive	Consumer, Business	2008	Final	Agribusiness ENERGY STAR® Rated CFLs, Hard wired. All sizes < 40 W - Industrial Sector
356	25	Electricity Retrofit Incentive	Consumer, Business	2008	Final	Agribusiness Standard Performance T8, Single lamp standard T8 fixture - Industrial Sector
357	25	Electricity Retrofit Incentive	Consumer, Business	2008	Final	Agribusiness Standard Performance T8, Double lamp standard T8 fixture - Industrial Sector
358	25	Electricity Retrofit Incentive	Consumer, Business	2008	Final	Agribusiness Standard Performance T8, Triple lamp standard T8 fixture - Industrial Sector
359	25	Electricity Retrofit Incentive	Consumer, Business	2008	Final	Agribusiness Standard Performance T8, Quadruple lamp standard T8 fixture - Industrial Sector
360	25	Electricity Retrofit Incentive	Consumer, Business	2008	Final	Agribusiness High Performance T8 (Consortium for Energy Efficiency qualifying list compliance), Single lamp h
361	25	Electricity Retrofit Incentive	Consumer, Business	2008	Final	Agribusiness High Performance T8 (Consortium for Energy Efficiency qualifying list compliance), Double lamp h
362	25	Electricity Retrofit Incentive	Consumer, Business	2008	Final	Agribusiness High Performance T8 (Consortium for Energy Efficiency qualifying list compliance), Triple lamp h
363	25	Electricity Retrofit Incentive	Consumer, Business	2008	Final	Agribusiness High Performance T8 (Consortium for Energy Efficiency qualifying list compliance), Quadruple lar
364	25	Electricity Retrofit Incentive	Consumer, Business	2008	Final	Agribusiness T5 Fixtures, T5 fixture with 1, 2, or 3 lamps and 1 electronic ballast - Industrial Sector
365	25	Electricity Retrofit Incentive	Consumer, Business	2008	Final	Agribusiness T5 Fixtures, High Bay T5. Maximum 6 lamps/fixture. - Industrial Sector
366	25	Electricity Retrofit Incentive	Consumer, Business	2008	Final	Agribusiness Metal Halide, 320 W Ceramic pulse start - Industrial Sector
367	25	Electricity Retrofit Incentive	Consumer, Business	2008	Final	Agribusiness Occupancy Sensors, Switch plate mounted occupancy sensor - Industrial Sector
368	25	Electricity Retrofit Incentive	Consumer, Business	2008	Final	Agribusiness Occupancy Sensors, Ceiling mounted occupancy sensor - Industrial Sector
369	25	Electricity Retrofit Incentive	Consumer, Business	2008	Final	Agribusiness Creep Heat Pads, up to 100W maximum - Industrial Sector
370	25	Electricity Retrofit Incentive	Consumer, Business	2008	Final	Agribusiness Creep Heat Pads, up to 200W maximum - Industrial Sector
371	25	Electricity Retrofit Incentive	Consumer, Business	2008	Final	Agribusiness High Temperature Cutout Thermostat - Industrial Sector
372	25	Electricity Retrofit Incentive	Consumer, Business	2008	Final	Agribusiness Creep Heat Controller - Industrial Sector
373	25	Electricity Retrofit Incentive	Consumer, Business	2008	Final	Agribusiness Energy Efficient Ventilation Exhaust Fans - Industrial Sector
374	25	Electricity Retrofit Incentive	Consumer, Business	2008	Final	Agribusiness Low Energy Livestock Waterers - Industrial Sector

## Measure Results at End-User Level

#	Initiative Number	Initiative Name	Program Name	Program Year	Results Status
341	25	Electricity Retrofit Incentive	Consumer, Business	2008	Final
342	25	Electricity Retrofit Incentive	Consumer, Business	2008	Final
343	25	Electricity Retrofit Incentive	Consumer, Business	2008	Final
344	25	Electricity Retrofit Incentive	Consumer, Business	2008	Final
345	25	Electricity Retrofit Incentive	Consumer, Business	2008	Final
346	25	Electricity Retrofit Incentive	Consumer, Business	2008	Final
347	25	Electricity Retrofit Incentive	Consumer, Business	2008	Final
348	25	Electricity Retrofit Incentive	Consumer, Business	2008	Final
349	25	Electricity Retrofit Incentive	Consumer, Business	2008	Final
350	25	Electricity Retrofit Incentive	Consumer, Business	2008	Final
351	25	Electricity Retrofit Incentive	Consumer, Business	2008	Final
352	25	Electricity Retrofit Incentive	Consumer, Business	2008	Final
353	25	Electricity Retrofit Incentive	Consumer, Business	2008	Final
354	25	Electricity Retrofit Incentive	Consumer, Business	2008	Final
355	25	Electricity Retrofit Incentive	Consumer, Business	2008	Final
356	25	Electricity Retrofit Incentive	Consumer, Business	2008	Final
357	25	Electricity Retrofit Incentive	Consumer, Business	2008	Final
358	25	Electricity Retrofit Incentive	Consumer, Business	2008	Final
359	25	Electricity Retrofit Incentive	Consumer, Business	2008	Final
360	25	Electricity Retrofit Incentive	Consumer, Business	2008	Final
361	25	Electricity Retrofit Incentive	Consumer, Business	2008	Final
362	25	Electricity Retrofit Incentive	Consumer, Business	2008	Final
363	25	Electricity Retrofit Incentive	Consumer, Business	2008	Final
364	25	Electricity Retrofit Incentive	Consumer, Business	2008	Final
365	25	Electricity Retrofit Incentive	Consumer, Business	2008	Final
366	25	Electricity Retrofit Incentive	Consumer, Business	2008	Final
367	25	Electricity Retrofit Incentive	Consumer, Business	2008	Final
368	25	Electricity Retrofit Incentive	Consumer, Business	2008	Final
369	25	Electricity Retrofit Incentive	Consumer, Business	2008	Final
370	25	Electricity Retrofit Incentive	Consumer, Business	2008	Final
371	25	Electricity Retrofit Incentive	Consumer, Business	2008	Final
372	25	Electricity Retrofit Incentive	Consumer, Business	2008	Final
373	25	Electricity Retrofit Incentive	Consumer, Business	2008	Final
374	25	Electricity Retrofit Incentive	Consumer, Business	2008	Final

[illegible]

# OPA Conservation & Demand Management Programs

Measure Results at End-User Level

For: Horizon Utilities Corporation

#	Initiative Number	Initiative Name	Program Name	Program Year	Results Status	Assumptions				Activity Results (#)
						Net Annual Energy Savings (kWh)	Net Lifetime Energy Savings (kWh)	Aggregate Net-to-Gross Adjustment (%)	Effective Useful Life (EUL)	
341	25	Electricity Retrofit Incentive	Consumer, Business	2008	Final	Quasi-Prescriptive	Quasi-Prescriptive	41.0	15.3	n/a
342	25	Electricity Retrofit Incentive	Consumer, Business	2008	Final	Quasi-Prescriptive	Quasi-Prescriptive	41.0	15.3	n/a
343	25	Electricity Retrofit Incentive	Consumer, Business	2008	Final	Quasi-Prescriptive	Quasi-Prescriptive	41.0	15.3	n/a
344	25	Electricity Retrofit Incentive	Consumer, Business	2008	Final	Quasi-Prescriptive	Quasi-Prescriptive	41.0	15.3	n/a
345	25	Electricity Retrofit Incentive	Consumer, Business	2008	Final	Quasi-Prescriptive	Quasi-Prescriptive	41.0	15.3	n/a
346	25	Electricity Retrofit Incentive	Consumer, Business	2008	Final	Quasi-Prescriptive	Quasi-Prescriptive	41.0	15.3	n/a
347	25	Electricity Retrofit Incentive	Consumer, Business	2008	Final	Quasi-Prescriptive	Quasi-Prescriptive	41.0	15.3	n/a
348	25	Electricity Retrofit Incentive	Consumer, Business	2008	Final	Quasi-Prescriptive	Quasi-Prescriptive	41.0	15.3	n/a
349	25	Electricity Retrofit Incentive	Consumer, Business	2008	Final	Quasi-Prescriptive	Quasi-Prescriptive	41.0	15.3	n/a
350	25	Electricity Retrofit Incentive	Consumer, Business	2008	Final	Quasi-Prescriptive	Quasi-Prescriptive	41.0	15.3	n/a
351	25	Electricity Retrofit Incentive	Consumer, Business	2008	Final	Quasi-Prescriptive	Quasi-Prescriptive	41.0	15.3	n/a
352	25	Electricity Retrofit Incentive	Consumer, Business	2008	Final	Quasi-Prescriptive	Quasi-Prescriptive	41.0	15.3	n/a
353	25	Electricity Retrofit Incentive	Consumer, Business	2008	Final	Quasi-Prescriptive	Quasi-Prescriptive	58.0	15.3	n/a
354	25	Electricity Retrofit Incentive	Consumer, Business	2008	Final	Quasi-Prescriptive	Quasi-Prescriptive	58.0	15.3	n/a
355	25	Electricity Retrofit Incentive	Consumer, Business	2008	Final	Quasi-Prescriptive	Quasi-Prescriptive	58.0	15.3	n/a
356	25	Electricity Retrofit Incentive	Consumer, Business	2008	Final	Quasi-Prescriptive	Quasi-Prescriptive	58.0	15.3	n/a
357	25	Electricity Retrofit Incentive	Consumer, Business	2008	Final	Quasi-Prescriptive	Quasi-Prescriptive	58.0	15.3	n/a
358	25	Electricity Retrofit Incentive	Consumer, Business	2008	Final	Quasi-Prescriptive	Quasi-Prescriptive	58.0	15.3	n/a
359	25	Electricity Retrofit Incentive	Consumer, Business	2008	Final	Quasi-Prescriptive	Quasi-Prescriptive	58.0	15.3	n/a
360	25	Electricity Retrofit Incentive	Consumer, Business	2008	Final	Quasi-Prescriptive	Quasi-Prescriptive	58.0	15.3	n/a
361	25	Electricity Retrofit Incentive	Consumer, Business	2008	Final	Quasi-Prescriptive	Quasi-Prescriptive	58.0	15.3	n/a
362	25	Electricity Retrofit Incentive	Consumer, Business	2008	Final	Quasi-Prescriptive	Quasi-Prescriptive	58.0	15.3	n/a
363	25	Electricity Retrofit Incentive	Consumer, Business	2008	Final	Quasi-Prescriptive	Quasi-Prescriptive	58.0	15.3	n/a
364	25	Electricity Retrofit Incentive	Consumer, Business	2008	Final	Quasi-Prescriptive	Quasi-Prescriptive	58.0	15.3	n/a
365	25	Electricity Retrofit Incentive	Consumer, Business	2008	Final	Quasi-Prescriptive	Quasi-Prescriptive	58.0	15.3	n/a
366	25	Electricity Retrofit Incentive	Consumer, Business	2008	Final	Quasi-Prescriptive	Quasi-Prescriptive	58.0	15.3	n/a
367	25	Electricity Retrofit Incentive	Consumer, Business	2008	Final	Quasi-Prescriptive	Quasi-Prescriptive	58.0	15.3	n/a
368	25	Electricity Retrofit Incentive	Consumer, Business	2008	Final	Quasi-Prescriptive	Quasi-Prescriptive	58.0	15.3	n/a
369	25	Electricity Retrofit Incentive	Consumer, Business	2008	Final	Quasi-Prescriptive	Quasi-Prescriptive	58.0	15.3	n/a
370	25	Electricity Retrofit Incentive	Consumer, Business	2008	Final	Quasi-Prescriptive	Quasi-Prescriptive	58.0	15.3	n/a
371	25	Electricity Retrofit Incentive	Consumer, Business	2008	Final	Quasi-Prescriptive	Quasi-Prescriptive	58.0	15.3	n/a
372	25	Electricity Retrofit Incentive	Consumer, Business	2008	Final	Quasi-Prescriptive	Quasi-Prescriptive	58.0	15.3	n/a
373	25	Electricity Retrofit Incentive	Consumer, Business	2008	Final	Quasi-Prescriptive	Quasi-Prescriptive	58.0	15.3	n/a
374	25	Electricity Retrofit Incentive	Consumer, Business	2008	Final	Quasi-Prescriptive	Quasi-Prescriptive	58.0	15.3	n/a

# OPA Conservation & Demand Management Programs

Measure Results at End-User Level

For: Horizon Utilities Corporation

#	Initiative Number	Initiative Name	Program Name	Program Year	Results Status	LDC Specific Results					
						Gross Summer Peak Demand Savings (kW)	Gross Annual Energy Savings (kWh)	Gross Lifetime Energy Savings (kWh)	Net Summer Peak Demand Savings (kW)	Net Annual Energy Savings (kWh)	Net Lifetime Energy Savings (kWh)
341	25	Electricity Retrofit Incentive	Consumer, Business	2008	Final	n/a	n/a	n/a	n/a	n/a	n/a
342	25	Electricity Retrofit Incentive	Consumer, Business	2008	Final	n/a	n/a	n/a	n/a	n/a	n/a
343	25	Electricity Retrofit Incentive	Consumer, Business	2008	Final	n/a	n/a	n/a	n/a	n/a	n/a
344	25	Electricity Retrofit Incentive	Consumer, Business	2008	Final	n/a	n/a	n/a	n/a	n/a	n/a
345	25	Electricity Retrofit Incentive	Consumer, Business	2008	Final	n/a	n/a	n/a	n/a	n/a	n/a
346	25	Electricity Retrofit Incentive	Consumer, Business	2008	Final	n/a	n/a	n/a	n/a	n/a	n/a
347	25	Electricity Retrofit Incentive	Consumer, Business	2008	Final	n/a	n/a	n/a	n/a	n/a	n/a
348	25	Electricity Retrofit Incentive	Consumer, Business	2008	Final	n/a	n/a	n/a	n/a	n/a	n/a
349	25	Electricity Retrofit Incentive	Consumer, Business	2008	Final	n/a	n/a	n/a	n/a	n/a	n/a
350	25	Electricity Retrofit Incentive	Consumer, Business	2008	Final	n/a	n/a	n/a	n/a	n/a	n/a
351	25	Electricity Retrofit Incentive	Consumer, Business	2008	Final	n/a	n/a	n/a	n/a	n/a	n/a
352	25	Electricity Retrofit Incentive	Consumer, Business	2008	Final	n/a	n/a	n/a	n/a	n/a	n/a
353	25	Electricity Retrofit Incentive	Consumer, Business	2008	Final	n/a	n/a	n/a	n/a	n/a	n/a
354	25	Electricity Retrofit Incentive	Consumer, Business	2008	Final	n/a	n/a	n/a	n/a	n/a	n/a
355	25	Electricity Retrofit Incentive	Consumer, Business	2008	Final	n/a	n/a	n/a	n/a	n/a	n/a
356	25	Electricity Retrofit Incentive	Consumer, Business	2008	Final	n/a	n/a	n/a	n/a	n/a	n/a
357	25	Electricity Retrofit Incentive	Consumer, Business	2008	Final	n/a	n/a	n/a	n/a	n/a	n/a
358	25	Electricity Retrofit Incentive	Consumer, Business	2008	Final	n/a	n/a	n/a	n/a	n/a	n/a
359	25	Electricity Retrofit Incentive	Consumer, Business	2008	Final	n/a	n/a	n/a	n/a	n/a	n/a
360	25	Electricity Retrofit Incentive	Consumer, Business	2008	Final	n/a	n/a	n/a	n/a	n/a	n/a
361	25	Electricity Retrofit Incentive	Consumer, Business	2008	Final	n/a	n/a	n/a	n/a	n/a	n/a
362	25	Electricity Retrofit Incentive	Consumer, Business	2008	Final	n/a	n/a	n/a	n/a	n/a	n/a
363	25	Electricity Retrofit Incentive	Consumer, Business	2008	Final	n/a	n/a	n/a	n/a	n/a	n/a
364	25	Electricity Retrofit Incentive	Consumer, Business	2008	Final	n/a	n/a	n/a	n/a	n/a	n/a
365	25	Electricity Retrofit Incentive	Consumer, Business	2008	Final	n/a	n/a	n/a	n/a	n/a	n/a
366	25	Electricity Retrofit Incentive	Consumer, Business	2008	Final	n/a	n/a	n/a	n/a	n/a	n/a
367	25	Electricity Retrofit Incentive	Consumer, Business	2008	Final	n/a	n/a	n/a	n/a	n/a	n/a
368	25	Electricity Retrofit Incentive	Consumer, Business	2008	Final	n/a	n/a	n/a	n/a	n/a	n/a
369	25	Electricity Retrofit Incentive	Consumer, Business	2008	Final	n/a	n/a	n/a	n/a	n/a	n/a
370	25	Electricity Retrofit Incentive	Consumer, Business	2008	Final	n/a	n/a	n/a	n/a	n/a	n/a
371	25	Electricity Retrofit Incentive	Consumer, Business	2008	Final	n/a	n/a	n/a	n/a	n/a	n/a
372	25	Electricity Retrofit Incentive	Consumer, Business	2008	Final	n/a	n/a	n/a	n/a	n/a	n/a
373	25	Electricity Retrofit Incentive	Consumer, Business	2008	Final	n/a	n/a	n/a	n/a	n/a	n/a
374	25	Electricity Retrofit Incentive	Consumer, Business	2008	Final	n/a	n/a	n/a	n/a	n/a	n/a

OPA Conservation & Demand Management Programs

Measure Results at End-User Level

For: Horizon Utilities Corporation

#	Initiative Number	Initiative Name	Program Name	Program Year	Results Status	#
375	25	Electricity Retrofit Incentive	Consumer, Business	2008	Final	211
376	25	Electricity Retrofit Incentive	Consumer, Business	2008	Final	212
377	25	Electricity Retrofit Incentive	Consumer, Business	2008	Final	213
378	25	Electricity Retrofit Incentive	Consumer, Business	2008	Final	214
379	25	Electricity Retrofit Incentive	Consumer, Business	2008	Final	215
380	25	Electricity Retrofit Incentive	Consumer, Business	2008	Final	216
381	25	Electricity Retrofit Incentive	Consumer, Business	2008	Final	217
382	25	Electricity Retrofit Incentive	Consumer, Business	2008	Final	218
383	25	Electricity Retrofit Incentive	Consumer, Business	2008	Final	219
384	25	Electricity Retrofit Incentive	Consumer, Business	2008	Final	220
385	25	Electricity Retrofit Incentive	Consumer, Business	2008	Final	221
386	25	Electricity Retrofit Incentive	Consumer, Business	2008	Final	222
387	25	Electricity Retrofit Incentive	Consumer, Business	2008	Final	223
388	25	Electricity Retrofit Incentive	Consumer, Business	2008	Final	224
389	25	Electricity Retrofit Incentive	Consumer, Business	2008	Final	225
390	25	Electricity Retrofit Incentive	Consumer, Business	2008	Final	226
391	25	Electricity Retrofit Incentive	Consumer, Business	2008	Final	227
392	25	Electricity Retrofit Incentive	Consumer, Business	2008	Final	228
393	25	Electricity Retrofit Incentive	Consumer, Business	2008	Final	229
394	25	Electricity Retrofit Incentive	Consumer, Business	2008	Final	230
395	25	Electricity Retrofit Incentive	Consumer, Business	2008	Final	231
396	25	Electricity Retrofit Incentive	Consumer, Business	2008	Final	232
397	25	Electricity Retrofit Incentive	Consumer, Business	2008	Final	233
398	25	Electricity Retrofit Incentive	Consumer, Business	2008	Final	234
399	25	Electricity Retrofit Incentive	Consumer, Business	2008	Final	235
400	25	Electricity Retrofit Incentive	Consumer, Business	2008	Final	236
401	25	Electricity Retrofit Incentive	Consumer, Business	2008	Final	237
402	25	Electricity Retrofit Incentive	Consumer, Business	2008	Final	238
403	25	Electricity Retrofit Incentive	Consumer, Business	2008	Final	239
404	25	Electricity Retrofit Incentive	Consumer, Business	2008	Final	240
405	25	Electricity Retrofit Incentive	Consumer, Business	2008	Final	241
406	25	Electricity Retrofit Incentive	Consumer, Business	2008	Final	242
407	25	Electricity Retrofit Incentive	Consumer, Business	2008	Final	243
408	25	Electricity Retrofit Incentive	Consumer, Business	2008	Final	244

# OPA Conservation & Demand Management Programs

Measure Results at End-User Level

For: Horizon Utilities Corporation

#	Initiative Number	Initiative Name	Program Name	Program Year	Results Status	Measure Name
375	25	Electricity Retrofit Incentive	Consumer, Business	2008	Final	Agribusiness Photocell and Timer for Lighting Control - Industrial Sector
376	25	Electricity Retrofit Incentive	Consumer, Business	2008	Final	Lighting System Exit Signs, 5 W or less - Industrial Sector
377	25	Electricity Retrofit Incentive	Consumer, Business	2008	Final	Lighting System ENERGY STAR® Rated CFLs, Screw in. All sizes < 40 W - Industrial Sector
378	25	Electricity Retrofit Incentive	Consumer, Business	2008	Final	Lighting System ENERGY STAR® Rated CFLs, Hard wired. All sizes < 40 W - Industrial Sector
379	25	Electricity Retrofit Incentive	Consumer, Business	2008	Final	Lighting System Standard Performance T8, Single lamp standard T8 fixture - Industrial Sector
380	25	Electricity Retrofit Incentive	Consumer, Business	2008	Final	Lighting System Standard Performance T8, Double lamp standard T8 fixture - Industrial Sector
381	25	Electricity Retrofit Incentive	Consumer, Business	2008	Final	Lighting System Standard Performance T8, Triple lamp standard T8 fixture - Industrial Sector
382	25	Electricity Retrofit Incentive	Consumer, Business	2008	Final	Lighting System Standard Performance T8, Quadruple lamp standard T8 fixture - Industrial Sector
383	25	Electricity Retrofit Incentive	Consumer, Business	2008	Final	Lighting System High Performance T8 (Consortium for Energy Efficiency qualifying list compliance), Single lamp
384	25	Electricity Retrofit Incentive	Consumer, Business	2008	Final	Lighting System High Performance T8 (Consortium for Energy Efficiency qualifying list compliance), Double lamp
385	25	Electricity Retrofit Incentive	Consumer, Business	2008	Final	Lighting System High Performance T8 (Consortium for Energy Efficiency qualifying list compliance), Triple lamp
386	25	Electricity Retrofit Incentive	Consumer, Business	2008	Final	Lighting System High Performance T8 (Consortium for Energy Efficiency qualifying list compliance), Quadruple lamp
387	25	Electricity Retrofit Incentive	Consumer, Business	2008	Final	Lighting System T5 Fixtures, T5 fixture with 1, 2, or 3 lamps and 1 electronic ballast - Industrial Sector
388	25	Electricity Retrofit Incentive	Consumer, Business	2008	Final	Lighting System T5 Fixtures, High Bay T5. Maximum 6 lamps/fixture. - Industrial Sector
389	25	Electricity Retrofit Incentive	Consumer, Business	2008	Final	Lighting System Metal Halide, 320 W Ceramic pulse start - Industrial Sector
390	25	Electricity Retrofit Incentive	Consumer, Business	2008	Final	Lighting System Occupancy Sensors, Switch plate mounted occupancy sensor - Industrial Sector
391	25	Electricity Retrofit Incentive	Consumer, Business	2008	Final	Lighting System Occupancy Sensors, Ceiling mounted occupancy sensor - Industrial Sector
392	25	Electricity Retrofit Incentive	Consumer, Business	2008	Final	Motor Open Drip-Proof (ODP), 1 HP - Industrial Sector
393	25	Electricity Retrofit Incentive	Consumer, Business	2008	Final	Motor Open Drip-Proof (ODP), 1.5 HP - Industrial Sector
394	25	Electricity Retrofit Incentive	Consumer, Business	2008	Final	Motor Open Drip-Proof (ODP), 2 HP - Industrial Sector
395	25	Electricity Retrofit Incentive	Consumer, Business	2008	Final	Motor Open Drip-Proof (ODP), 3 HP - Industrial Sector
396	25	Electricity Retrofit Incentive	Consumer, Business	2008	Final	Motor Open Drip-Proof (ODP), 5 HP - Industrial Sector
397	25	Electricity Retrofit Incentive	Consumer, Business	2008	Final	Motor Open Drip-Proof (ODP), 7.5 HP - Industrial Sector
398	25	Electricity Retrofit Incentive	Consumer, Business	2008	Final	Motor Open Drip-Proof (ODP), 10 HP - Industrial Sector
399	25	Electricity Retrofit Incentive	Consumer, Business	2008	Final	Motor Open Drip-Proof (ODP), 15 HP - Industrial Sector
400	25	Electricity Retrofit Incentive	Consumer, Business	2008	Final	Motor Open Drip-Proof (ODP), 20 HP - Industrial Sector
401	25	Electricity Retrofit Incentive	Consumer, Business	2008	Final	Motor Open Drip-Proof (ODP), 25 HP - Industrial Sector
402	25	Electricity Retrofit Incentive	Consumer, Business	2008	Final	Motor Open Drip-Proof (ODP), 30 HP - Industrial Sector
403	25	Electricity Retrofit Incentive	Consumer, Business	2008	Final	Motor Open Drip-Proof (ODP), 40 HP - Industrial Sector
404	25	Electricity Retrofit Incentive	Consumer, Business	2008	Final	Motor Open Drip-Proof (ODP), 50 HP - Industrial Sector
405	25	Electricity Retrofit Incentive	Consumer, Business	2008	Final	Motor Open Drip-Proof (ODP), 60 HP - Industrial Sector
406	25	Electricity Retrofit Incentive	Consumer, Business	2008	Final	Motor Open Drip-Proof (ODP), 75 HP - Industrial Sector
407	25	Electricity Retrofit Incentive	Consumer, Business	2008	Final	Motor Open Drip-Proof (ODP), 100 HP - Industrial Sector
408	25	Electricity Retrofit Incentive	Consumer, Business	2008	Final	Motor Open Drip-Proof (ODP), 125 HP - Industrial Sector



## Measure Results at End-User Level

#	Initiative Number	Initiative Name	Program Name	Program Year	Results Status
375	25	Electricity Retrofit Incentive	Consumer, Business	2008	Final
376	25	Electricity Retrofit Incentive	Consumer, Business	2008	Final
377	25	Electricity Retrofit Incentive	Consumer, Business	2008	Final
378	25	Electricity Retrofit Incentive	Consumer, Business	2008	Final
379	25	Electricity Retrofit Incentive	Consumer, Business	2008	Final
380	25	Electricity Retrofit Incentive	Consumer, Business	2008	Final
381	25	Electricity Retrofit Incentive	Consumer, Business	2008	Final
382	25	Electricity Retrofit Incentive	Consumer, Business	2008	Final
383	25	Electricity Retrofit Incentive	Consumer, Business	2008	Final
384	25	Electricity Retrofit Incentive	Consumer, Business	2008	Final
385	25	Electricity Retrofit Incentive	Consumer, Business	2008	Final
386	25	Electricity Retrofit Incentive	Consumer, Business	2008	Final
387	25	Electricity Retrofit Incentive	Consumer, Business	2008	Final
388	25	Electricity Retrofit Incentive	Consumer, Business	2008	Final
389	25	Electricity Retrofit Incentive	Consumer, Business	2008	Final
390	25	Electricity Retrofit Incentive	Consumer, Business	2008	Final
391	25	Electricity Retrofit Incentive	Consumer, Business	2008	Final
392	25	Electricity Retrofit Incentive	Consumer, Business	2008	Final
393	25	Electricity Retrofit Incentive	Consumer, Business	2008	Final
394	25	Electricity Retrofit Incentive	Consumer, Business	2008	Final
395	25	Electricity Retrofit Incentive	Consumer, Business	2008	Final
396	25	Electricity Retrofit Incentive	Consumer, Business	2008	Final
397	25	Electricity Retrofit Incentive	Consumer, Business	2008	Final
398	25	Electricity Retrofit Incentive	Consumer, Business	2008	Final
399	25	Electricity Retrofit Incentive	Consumer, Business	2008	Final
400	25	Electricity Retrofit Incentive	Consumer, Business	2008	Final
401	25	Electricity Retrofit Incentive	Consumer, Business	2008	Final
402	25	Electricity Retrofit Incentive	Consumer, Business	2008	Final
403	25	Electricity Retrofit Incentive	Consumer, Business	2008	Final
404	25	Electricity Retrofit Incentive	Consumer, Business	2008	Final
405	25	Electricity Retrofit Incentive	Consumer, Business	2008	Final
406	25	Electricity Retrofit Incentive	Consumer, Business	2008	Final
407	25	Electricity Retrofit Incentive	Consumer, Business	2008	Final
408	25	Electricity Retrofit Incentive	Consumer, Business	2008	Final

[illegible]

# OPA Conservation & Demand Management Programs

Measure Results at End-User Level

For: Horizon Utilities Corporation

#	Initiative Number	Initiative Name	Program Name	Program Year	Results Status	Assumptions				Activity Results (#)
						Net Annual Energy Savings (kWh)	Net Lifetime Energy Savings (kWh)	Aggregate Net-to-Gross Adjustment (%)	Effective Useful Life (EUL)	
375	25	Electricity Retrofit Incentive	Consumer, Business	2008	Final	Quasi-Prescriptive	Quasi-Prescriptive	58.0	15.3	n/a
376	25	Electricity Retrofit Incentive	Consumer, Business	2008	Final	Quasi-Prescriptive	Quasi-Prescriptive	58.0	15.3	n/a
377	25	Electricity Retrofit Incentive	Consumer, Business	2008	Final	Quasi-Prescriptive	Quasi-Prescriptive	58.0	15.3	n/a
378	25	Electricity Retrofit Incentive	Consumer, Business	2008	Final	Quasi-Prescriptive	Quasi-Prescriptive	58.0	15.3	n/a
379	25	Electricity Retrofit Incentive	Consumer, Business	2008	Final	Quasi-Prescriptive	Quasi-Prescriptive	58.0	15.3	n/a
380	25	Electricity Retrofit Incentive	Consumer, Business	2008	Final	Quasi-Prescriptive	Quasi-Prescriptive	58.0	15.3	n/a
381	25	Electricity Retrofit Incentive	Consumer, Business	2008	Final	Quasi-Prescriptive	Quasi-Prescriptive	58.0	15.3	n/a
382	25	Electricity Retrofit Incentive	Consumer, Business	2008	Final	Quasi-Prescriptive	Quasi-Prescriptive	58.0	15.3	n/a
383	25	Electricity Retrofit Incentive	Consumer, Business	2008	Final	Quasi-Prescriptive	Quasi-Prescriptive	58.0	15.3	n/a
384	25	Electricity Retrofit Incentive	Consumer, Business	2008	Final	Quasi-Prescriptive	Quasi-Prescriptive	58.0	15.3	n/a
385	25	Electricity Retrofit Incentive	Consumer, Business	2008	Final	Quasi-Prescriptive	Quasi-Prescriptive	58.0	15.3	n/a
386	25	Electricity Retrofit Incentive	Consumer, Business	2008	Final	Quasi-Prescriptive	Quasi-Prescriptive	58.0	15.3	n/a
387	25	Electricity Retrofit Incentive	Consumer, Business	2008	Final	Quasi-Prescriptive	Quasi-Prescriptive	58.0	15.3	n/a
388	25	Electricity Retrofit Incentive	Consumer, Business	2008	Final	Quasi-Prescriptive	Quasi-Prescriptive	58.0	15.3	n/a
389	25	Electricity Retrofit Incentive	Consumer, Business	2008	Final	Quasi-Prescriptive	Quasi-Prescriptive	58.0	15.3	n/a
390	25	Electricity Retrofit Incentive	Consumer, Business	2008	Final	Quasi-Prescriptive	Quasi-Prescriptive	58.0	15.3	n/a
391	25	Electricity Retrofit Incentive	Consumer, Business	2008	Final	Quasi-Prescriptive	Quasi-Prescriptive	58.0	15.3	n/a
392	25	Electricity Retrofit Incentive	Consumer, Business	2008	Final	Quasi-Prescriptive	Quasi-Prescriptive	58.0	15.3	n/a
393	25	Electricity Retrofit Incentive	Consumer, Business	2008	Final	Quasi-Prescriptive	Quasi-Prescriptive	58.0	15.3	n/a
394	25	Electricity Retrofit Incentive	Consumer, Business	2008	Final	Quasi-Prescriptive	Quasi-Prescriptive	58.0	15.3	n/a
395	25	Electricity Retrofit Incentive	Consumer, Business	2008	Final	Quasi-Prescriptive	Quasi-Prescriptive	58.0	15.3	n/a
396	25	Electricity Retrofit Incentive	Consumer, Business	2008	Final	Quasi-Prescriptive	Quasi-Prescriptive	58.0	15.3	n/a
397	25	Electricity Retrofit Incentive	Consumer, Business	2008	Final	Quasi-Prescriptive	Quasi-Prescriptive	58.0	15.3	n/a
398	25	Electricity Retrofit Incentive	Consumer, Business	2008	Final	Quasi-Prescriptive	Quasi-Prescriptive	58.0	15.3	n/a
399	25	Electricity Retrofit Incentive	Consumer, Business	2008	Final	Quasi-Prescriptive	Quasi-Prescriptive	58.0	15.3	n/a
400	25	Electricity Retrofit Incentive	Consumer, Business	2008	Final	Quasi-Prescriptive	Quasi-Prescriptive	58.0	15.3	n/a
401	25	Electricity Retrofit Incentive	Consumer, Business	2008	Final	Quasi-Prescriptive	Quasi-Prescriptive	58.0	15.3	n/a
402	25	Electricity Retrofit Incentive	Consumer, Business	2008	Final	Quasi-Prescriptive	Quasi-Prescriptive	58.0	15.3	n/a
403	25	Electricity Retrofit Incentive	Consumer, Business	2008	Final	Quasi-Prescriptive	Quasi-Prescriptive	58.0	15.3	n/a
404	25	Electricity Retrofit Incentive	Consumer, Business	2008	Final	Quasi-Prescriptive	Quasi-Prescriptive	58.0	15.3	n/a
405	25	Electricity Retrofit Incentive	Consumer, Business	2008	Final	Quasi-Prescriptive	Quasi-Prescriptive	58.0	15.3	n/a
406	25	Electricity Retrofit Incentive	Consumer, Business	2008	Final	Quasi-Prescriptive	Quasi-Prescriptive	58.0	15.3	n/a
407	25	Electricity Retrofit Incentive	Consumer, Business	2008	Final	Quasi-Prescriptive	Quasi-Prescriptive	58.0	15.3	n/a
408	25	Electricity Retrofit Incentive	Consumer, Business	2008	Final	Quasi-Prescriptive	Quasi-Prescriptive	58.0	15.3	n/a

# OPA Conservation & Demand Management Programs

Measure Results at End-User Level

For: Horizon Utilities Corporation

#	Initiative Number	Initiative Name	Program Name	Program Year	Results Status	LDC Specific Results					
						Gross Summer Peak Demand Savings (kW)	Gross Annual Energy Savings (kWh)	Gross Lifetime Energy Savings (kWh)	Net Summer Peak Demand Savings (kW)	Net Annual Energy Savings (kWh)	Net Lifetime Energy Savings (kWh)
375	25	Electricity Retrofit Incentive	Consumer, Business	2008	Final	n/a	n/a	n/a	n/a	n/a	n/a
376	25	Electricity Retrofit Incentive	Consumer, Business	2008	Final	n/a	n/a	n/a	n/a	n/a	n/a
377	25	Electricity Retrofit Incentive	Consumer, Business	2008	Final	n/a	n/a	n/a	n/a	n/a	n/a
378	25	Electricity Retrofit Incentive	Consumer, Business	2008	Final	n/a	n/a	n/a	n/a	n/a	n/a
379	25	Electricity Retrofit Incentive	Consumer, Business	2008	Final	n/a	n/a	n/a	n/a	n/a	n/a
380	25	Electricity Retrofit Incentive	Consumer, Business	2008	Final	n/a	n/a	n/a	n/a	n/a	n/a
381	25	Electricity Retrofit Incentive	Consumer, Business	2008	Final	n/a	n/a	n/a	n/a	n/a	n/a
382	25	Electricity Retrofit Incentive	Consumer, Business	2008	Final	n/a	n/a	n/a	n/a	n/a	n/a
383	25	Electricity Retrofit Incentive	Consumer, Business	2008	Final	n/a	n/a	n/a	n/a	n/a	n/a
384	25	Electricity Retrofit Incentive	Consumer, Business	2008	Final	n/a	n/a	n/a	n/a	n/a	n/a
385	25	Electricity Retrofit Incentive	Consumer, Business	2008	Final	n/a	n/a	n/a	n/a	n/a	n/a
386	25	Electricity Retrofit Incentive	Consumer, Business	2008	Final	n/a	n/a	n/a	n/a	n/a	n/a
387	25	Electricity Retrofit Incentive	Consumer, Business	2008	Final	n/a	n/a	n/a	n/a	n/a	n/a
388	25	Electricity Retrofit Incentive	Consumer, Business	2008	Final	n/a	n/a	n/a	n/a	n/a	n/a
389	25	Electricity Retrofit Incentive	Consumer, Business	2008	Final	n/a	n/a	n/a	n/a	n/a	n/a
390	25	Electricity Retrofit Incentive	Consumer, Business	2008	Final	n/a	n/a	n/a	n/a	n/a	n/a
391	25	Electricity Retrofit Incentive	Consumer, Business	2008	Final	n/a	n/a	n/a	n/a	n/a	n/a
392	25	Electricity Retrofit Incentive	Consumer, Business	2008	Final	n/a	n/a	n/a	n/a	n/a	n/a
393	25	Electricity Retrofit Incentive	Consumer, Business	2008	Final	n/a	n/a	n/a	n/a	n/a	n/a
394	25	Electricity Retrofit Incentive	Consumer, Business	2008	Final	n/a	n/a	n/a	n/a	n/a	n/a
395	25	Electricity Retrofit Incentive	Consumer, Business	2008	Final	n/a	n/a	n/a	n/a	n/a	n/a
396	25	Electricity Retrofit Incentive	Consumer, Business	2008	Final	n/a	n/a	n/a	n/a	n/a	n/a
397	25	Electricity Retrofit Incentive	Consumer, Business	2008	Final	n/a	n/a	n/a	n/a	n/a	n/a
398	25	Electricity Retrofit Incentive	Consumer, Business	2008	Final	n/a	n/a	n/a	n/a	n/a	n/a
399	25	Electricity Retrofit Incentive	Consumer, Business	2008	Final	n/a	n/a	n/a	n/a	n/a	n/a
400	25	Electricity Retrofit Incentive	Consumer, Business	2008	Final	n/a	n/a	n/a	n/a	n/a	n/a
401	25	Electricity Retrofit Incentive	Consumer, Business	2008	Final	n/a	n/a	n/a	n/a	n/a	n/a
402	25	Electricity Retrofit Incentive	Consumer, Business	2008	Final	n/a	n/a	n/a	n/a	n/a	n/a
403	25	Electricity Retrofit Incentive	Consumer, Business	2008	Final	n/a	n/a	n/a	n/a	n/a	n/a
404	25	Electricity Retrofit Incentive	Consumer, Business	2008	Final	n/a	n/a	n/a	n/a	n/a	n/a
405	25	Electricity Retrofit Incentive	Consumer, Business	2008	Final	n/a	n/a	n/a	n/a	n/a	n/a
406	25	Electricity Retrofit Incentive	Consumer, Business	2008	Final	n/a	n/a	n/a	n/a	n/a	n/a
407	25	Electricity Retrofit Incentive	Consumer, Business	2008	Final	n/a	n/a	n/a	n/a	n/a	n/a
408	25	Electricity Retrofit Incentive	Consumer, Business	2008	Final	n/a	n/a	n/a	n/a	n/a	n/a

# OPA Conservation & Demand Management Programs

Measure Results at End-User Level

For: Horizon Utilities Corporation

#	Initiative Number	Initiative Name	Program Name	Program Year	Results Status	#
409	25	Electricity Retrofit Incentive	Consumer, Business	2008	Final	245
410	25	Electricity Retrofit Incentive	Consumer, Business	2008	Final	246
411	25	Electricity Retrofit Incentive	Consumer, Business	2008	Final	247
412	25	Electricity Retrofit Incentive	Consumer, Business	2008	Final	248
413	25	Electricity Retrofit Incentive	Consumer, Business	2008	Final	249
414	25	Electricity Retrofit Incentive	Consumer, Business	2008	Final	250
415	25	Electricity Retrofit Incentive	Consumer, Business	2008	Final	251
416	25	Electricity Retrofit Incentive	Consumer, Business	2008	Final	252
417	25	Electricity Retrofit Incentive	Consumer, Business	2008	Final	253
418	25	Electricity Retrofit Incentive	Consumer, Business	2008	Final	254
419	25	Electricity Retrofit Incentive	Consumer, Business	2008	Final	255
420	25	Electricity Retrofit Incentive	Consumer, Business	2008	Final	256
421	25	Electricity Retrofit Incentive	Consumer, Business	2008	Final	257
422	25	Electricity Retrofit Incentive	Consumer, Business	2008	Final	258
423	25	Electricity Retrofit Incentive	Consumer, Business	2008	Final	259
424	25	Electricity Retrofit Incentive	Consumer, Business	2008	Final	260
425	25	Electricity Retrofit Incentive	Consumer, Business	2008	Final	261
426	25	Electricity Retrofit Incentive	Consumer, Business	2008	Final	262
427	25	Electricity Retrofit Incentive	Consumer, Business	2008	Final	263
428	25	Electricity Retrofit Incentive	Consumer, Business	2008	Final	264
429	25	Electricity Retrofit Incentive	Consumer, Business	2008	Final	265
430	25	Electricity Retrofit Incentive	Consumer, Business	2008	Final	266
431	25	Electricity Retrofit Incentive	Consumer, Business	2008	Final	267
432	25	Electricity Retrofit Incentive	Consumer, Business	2008	Final	268
433	25	Electricity Retrofit Incentive	Consumer, Business	2008	Final	269
434	25	Electricity Retrofit Incentive	Consumer, Business	2008	Final	270
435	25	Electricity Retrofit Incentive	Consumer, Business	2008	Final	271
436	25	Electricity Retrofit Incentive	Consumer, Business	2008	Final	272
437	25	Electricity Retrofit Incentive	Consumer, Business	2008	Final	273
438	25	Electricity Retrofit Incentive	Consumer, Business	2008	Final	274
439	25	Electricity Retrofit Incentive	Consumer, Business	2008	Final	275
440	25	Electricity Retrofit Incentive	Consumer, Business	2008	Final	276
441	25	Electricity Retrofit Incentive	Consumer, Business	2008	Final	277
442	25	Electricity Retrofit Incentive	Consumer, Business	2008	Final	278

# OPA Conservation & Demand Management Programs

Measure Results at End-User Level

For: Horizon Utilities Corporation

#	Initiative Number	Initiative Name	Program Name	Program Year	Results Status	Measure Name
409	25	Electricity Retrofit Incentive	Consumer, Business	2008	Final	Motor Open Drip-Proof (ODP), 150 HP - Industrial Sector
410	25	Electricity Retrofit Incentive	Consumer, Business	2008	Final	Motor Open Drip-Proof (ODP), 200 HP - Industrial Sector
411	25	Electricity Retrofit Incentive	Consumer, Business	2008	Final	Motor Totally Enclosed Fan-Cooled (TEFC), 1 HP - Industrial Sector
412	25	Electricity Retrofit Incentive	Consumer, Business	2008	Final	Motor Totally Enclosed Fan-Cooled (TEFC), 1.5 HP - Industrial Sector
413	25	Electricity Retrofit Incentive	Consumer, Business	2008	Final	Motor Totally Enclosed Fan-Cooled (TEFC), 2 HP - Industrial Sector
414	25	Electricity Retrofit Incentive	Consumer, Business	2008	Final	Motor Totally Enclosed Fan-Cooled (TEFC), 3 HP - Industrial Sector
415	25	Electricity Retrofit Incentive	Consumer, Business	2008	Final	Motor Totally Enclosed Fan-Cooled (TEFC), 5 HP - Industrial Sector
416	25	Electricity Retrofit Incentive	Consumer, Business	2008	Final	Motor Totally Enclosed Fan-Cooled (TEFC), 7.5 HP - Industrial Sector
417	25	Electricity Retrofit Incentive	Consumer, Business	2008	Final	Motor Totally Enclosed Fan-Cooled (TEFC), 10 HP - Industrial Sector
418	25	Electricity Retrofit Incentive	Consumer, Business	2008	Final	Motor Totally Enclosed Fan-Cooled (TEFC), 15 HP - Industrial Sector
419	25	Electricity Retrofit Incentive	Consumer, Business	2008	Final	Motor Totally Enclosed Fan-Cooled (TEFC), 20 HP - Industrial Sector
420	25	Electricity Retrofit Incentive	Consumer, Business	2008	Final	Motor Totally Enclosed Fan-Cooled (TEFC), 25 HP - Industrial Sector
421	25	Electricity Retrofit Incentive	Consumer, Business	2008	Final	Motor Totally Enclosed Fan-Cooled (TEFC), 30 HP - Industrial Sector
422	25	Electricity Retrofit Incentive	Consumer, Business	2008	Final	Motor Totally Enclosed Fan-Cooled (TEFC), 40 HP - Industrial Sector
423	25	Electricity Retrofit Incentive	Consumer, Business	2008	Final	Motor Totally Enclosed Fan-Cooled (TEFC), 50 HP - Industrial Sector
424	25	Electricity Retrofit Incentive	Consumer, Business	2008	Final	Motor Totally Enclosed Fan-Cooled (TEFC), 60 HP - Industrial Sector
425	25	Electricity Retrofit Incentive	Consumer, Business	2008	Final	Motor Totally Enclosed Fan-Cooled (TEFC), 75 HP - Industrial Sector
426	25	Electricity Retrofit Incentive	Consumer, Business	2008	Final	Motor Totally Enclosed Fan-Cooled (TEFC), 100 HP - Industrial Sector
427	25	Electricity Retrofit Incentive	Consumer, Business	2008	Final	Motor Totally Enclosed Fan-Cooled (TEFC), 125 HP - Industrial Sector
428	25	Electricity Retrofit Incentive	Consumer, Business	2008	Final	Motor Totally Enclosed Fan-Cooled (TEFC), 150 HP - Industrial Sector
429	25	Electricity Retrofit Incentive	Consumer, Business	2008	Final	Motor Totally Enclosed Fan-Cooled (TEFC), 200 HP - Industrial Sector
430	25	Electricity Retrofit Incentive	Consumer, Business	2008	Final	Transformer Size 15 - Industrial Sector
431	25	Electricity Retrofit Incentive	Consumer, Business	2008	Final	Transformer Size 30 - Industrial Sector
432	25	Electricity Retrofit Incentive	Consumer, Business	2008	Final	Transformer Size 45 - Industrial Sector
433	25	Electricity Retrofit Incentive	Consumer, Business	2008	Final	Transformer Size 75 - Industrial Sector
434	25	Electricity Retrofit Incentive	Consumer, Business	2008	Final	Transformer Size 112.5 - Industrial Sector
435	25	Electricity Retrofit Incentive	Consumer, Business	2008	Final	Transformer Size 150 - Industrial Sector
436	25	Electricity Retrofit Incentive	Consumer, Business	2008	Final	Transformer Size 225 - Industrial Sector
437	25	Electricity Retrofit Incentive	Consumer, Business	2008	Final	Transformer Size 300 - Industrial Sector
438	25	Electricity Retrofit Incentive	Consumer, Business	2008	Final	Transformer Size 500 - Industrial Sector
439	25	Electricity Retrofit Incentive	Consumer, Business	2008	Final	Transformer Size 750 - Industrial Sector
440	25	Electricity Retrofit Incentive	Consumer, Business	2008	Final	Transformer Size 1000 - Industrial Sector
441	25	Electricity Retrofit Incentive	Consumer, Business	2008	Final	Unitary AC Single Phase <= 5.4 Tons - Industrial Sector
442	25	Electricity Retrofit Incentive	Consumer, Business	2008	Final	Unitary AC 3 Phase <= 5.4 Tons - Industrial Sector

## Measure Results at End-User Level

#	Initiative Number	Initiative Name	Program Name	Program Year	Results Status
409	25	Electricity Retrofit Incentive	Consumer, Business	2008	Final
410	25	Electricity Retrofit Incentive	Consumer, Business	2008	Final
411	25	Electricity Retrofit Incentive	Consumer, Business	2008	Final
412	25	Electricity Retrofit Incentive	Consumer, Business	2008	Final
413	25	Electricity Retrofit Incentive	Consumer, Business	2008	Final
414	25	Electricity Retrofit Incentive	Consumer, Business	2008	Final
415	25	Electricity Retrofit Incentive	Consumer, Business	2008	Final
416	25	Electricity Retrofit Incentive	Consumer, Business	2008	Final
417	25	Electricity Retrofit Incentive	Consumer, Business	2008	Final
418	25	Electricity Retrofit Incentive	Consumer, Business	2008	Final
419	25	Electricity Retrofit Incentive	Consumer, Business	2008	Final
420	25	Electricity Retrofit Incentive	Consumer, Business	2008	Final
421	25	Electricity Retrofit Incentive	Consumer, Business	2008	Final
422	25	Electricity Retrofit Incentive	Consumer, Business	2008	Final
423	25	Electricity Retrofit Incentive	Consumer, Business	2008	Final
424	25	Electricity Retrofit Incentive	Consumer, Business	2008	Final
425	25	Electricity Retrofit Incentive	Consumer, Business	2008	Final
426	25	Electricity Retrofit Incentive	Consumer, Business	2008	Final
427	25	Electricity Retrofit Incentive	Consumer, Business	2008	Final
428	25	Electricity Retrofit Incentive	Consumer, Business	2008	Final
429	25	Electricity Retrofit Incentive	Consumer, Business	2008	Final
430	25	Electricity Retrofit Incentive	Consumer, Business	2008	Final
431	25	Electricity Retrofit Incentive	Consumer, Business	2008	Final
432	25	Electricity Retrofit Incentive	Consumer, Business	2008	Final
433	25	Electricity Retrofit Incentive	Consumer, Business	2008	Final
434	25	Electricity Retrofit Incentive	Consumer, Business	2008	Final
435	25	Electricity Retrofit Incentive	Consumer, Business	2008	Final
436	25	Electricity Retrofit Incentive	Consumer, Business	2008	Final
437	25	Electricity Retrofit Incentive	Consumer, Business	2008	Final
438	25	Electricity Retrofit Incentive	Consumer, Business	2008	Final
439	25	Electricity Retrofit Incentive	Consumer, Business	2008	Final
440	25	Electricity Retrofit Incentive	Consumer, Business	2008	Final
441	25	Electricity Retrofit Incentive	Consumer, Business	2008	Final
442	25	Electricity Retrofit Incentive	Consumer, Business	2008	Final

[illegible]



# OPA Conservation & Demand Management Programs

Measure Results at End-User Level

For: Horizon Utilities Corporation

#	Initiative Number	Initiative Name	Program Name	Program Year	Results Status	Assumptions				Activity Results (#)
						Net Annual Energy Savings (kWh)	Net Lifetime Energy Savings (kWh)	Aggregate Net-to-Gross Adjustment (%)	Effective Useful Life (EUL)	
409	25	Electricity Retrofit Incentive	Consumer, Business	2008	Final	Quasi-Prescriptive	Quasi-Prescriptive	58.0	15.3	n/a
410	25	Electricity Retrofit Incentive	Consumer, Business	2008	Final	Quasi-Prescriptive	Quasi-Prescriptive	58.0	15.3	n/a
411	25	Electricity Retrofit Incentive	Consumer, Business	2008	Final	Quasi-Prescriptive	Quasi-Prescriptive	58.0	15.3	n/a
412	25	Electricity Retrofit Incentive	Consumer, Business	2008	Final	Quasi-Prescriptive	Quasi-Prescriptive	58.0	15.3	n/a
413	25	Electricity Retrofit Incentive	Consumer, Business	2008	Final	Quasi-Prescriptive	Quasi-Prescriptive	58.0	15.3	n/a
414	25	Electricity Retrofit Incentive	Consumer, Business	2008	Final	Quasi-Prescriptive	Quasi-Prescriptive	58.0	15.3	n/a
415	25	Electricity Retrofit Incentive	Consumer, Business	2008	Final	Quasi-Prescriptive	Quasi-Prescriptive	58.0	15.3	n/a
416	25	Electricity Retrofit Incentive	Consumer, Business	2008	Final	Quasi-Prescriptive	Quasi-Prescriptive	58.0	15.3	n/a
417	25	Electricity Retrofit Incentive	Consumer, Business	2008	Final	Quasi-Prescriptive	Quasi-Prescriptive	58.0	15.3	n/a
418	25	Electricity Retrofit Incentive	Consumer, Business	2008	Final	Quasi-Prescriptive	Quasi-Prescriptive	58.0	15.3	n/a
419	25	Electricity Retrofit Incentive	Consumer, Business	2008	Final	Quasi-Prescriptive	Quasi-Prescriptive	58.0	15.3	n/a
420	25	Electricity Retrofit Incentive	Consumer, Business	2008	Final	Quasi-Prescriptive	Quasi-Prescriptive	58.0	15.3	n/a
421	25	Electricity Retrofit Incentive	Consumer, Business	2008	Final	Quasi-Prescriptive	Quasi-Prescriptive	58.0	15.3	n/a
422	25	Electricity Retrofit Incentive	Consumer, Business	2008	Final	Quasi-Prescriptive	Quasi-Prescriptive	58.0	15.3	n/a
423	25	Electricity Retrofit Incentive	Consumer, Business	2008	Final	Quasi-Prescriptive	Quasi-Prescriptive	58.0	15.3	n/a
424	25	Electricity Retrofit Incentive	Consumer, Business	2008	Final	Quasi-Prescriptive	Quasi-Prescriptive	58.0	15.3	n/a
425	25	Electricity Retrofit Incentive	Consumer, Business	2008	Final	Quasi-Prescriptive	Quasi-Prescriptive	58.0	15.3	n/a
426	25	Electricity Retrofit Incentive	Consumer, Business	2008	Final	Quasi-Prescriptive	Quasi-Prescriptive	58.0	15.3	n/a
427	25	Electricity Retrofit Incentive	Consumer, Business	2008	Final	Quasi-Prescriptive	Quasi-Prescriptive	58.0	15.3	n/a
428	25	Electricity Retrofit Incentive	Consumer, Business	2008	Final	Quasi-Prescriptive	Quasi-Prescriptive	58.0	15.3	n/a
429	25	Electricity Retrofit Incentive	Consumer, Business	2008	Final	Quasi-Prescriptive	Quasi-Prescriptive	58.0	15.3	n/a
430	25	Electricity Retrofit Incentive	Consumer, Business	2008	Final	Quasi-Prescriptive	Quasi-Prescriptive	58.0	15.3	n/a
431	25	Electricity Retrofit Incentive	Consumer, Business	2008	Final	Quasi-Prescriptive	Quasi-Prescriptive	58.0	15.3	n/a
432	25	Electricity Retrofit Incentive	Consumer, Business	2008	Final	Quasi-Prescriptive	Quasi-Prescriptive	58.0	15.3	n/a
433	25	Electricity Retrofit Incentive	Consumer, Business	2008	Final	Quasi-Prescriptive	Quasi-Prescriptive	58.0	15.3	n/a
434	25	Electricity Retrofit Incentive	Consumer, Business	2008	Final	Quasi-Prescriptive	Quasi-Prescriptive	58.0	15.3	n/a
435	25	Electricity Retrofit Incentive	Consumer, Business	2008	Final	Quasi-Prescriptive	Quasi-Prescriptive	58.0	15.3	n/a
436	25	Electricity Retrofit Incentive	Consumer, Business	2008	Final	Quasi-Prescriptive	Quasi-Prescriptive	58.0	15.3	n/a
437	25	Electricity Retrofit Incentive	Consumer, Business	2008	Final	Quasi-Prescriptive	Quasi-Prescriptive	58.0	15.3	n/a
438	25	Electricity Retrofit Incentive	Consumer, Business	2008	Final	Quasi-Prescriptive	Quasi-Prescriptive	58.0	15.3	n/a
439	25	Electricity Retrofit Incentive	Consumer, Business	2008	Final	Quasi-Prescriptive	Quasi-Prescriptive	58.0	15.3	n/a
440	25	Electricity Retrofit Incentive	Consumer, Business	2008	Final	Quasi-Prescriptive	Quasi-Prescriptive	58.0	15.3	n/a
441	25	Electricity Retrofit Incentive	Consumer, Business	2008	Final	Quasi-Prescriptive	Quasi-Prescriptive	58.0	15.3	n/a
442	25	Electricity Retrofit Incentive	Consumer, Business	2008	Final	Quasi-Prescriptive	Quasi-Prescriptive	58.0	15.3	n/a

# OPA Conservation & Demand Management Programs

Measure Results at End-User Level

For: Horizon Utilities Corporation

#	Initiative Number	Initiative Name	Program Name	Program Year	Results Status	LDC Specific Results					
						Gross Summer Peak Demand Savings (kW)	Gross Annual Energy Savings (kWh)	Gross Lifetime Energy Savings (kWh)	Net Summer Peak Demand Savings (kW)	Net Annual Energy Savings (kWh)	Net Lifetime Energy Savings (kWh)
409	25	Electricity Retrofit Incentive	Consumer, Business	2008	Final	n/a	n/a	n/a	n/a	n/a	n/a
410	25	Electricity Retrofit Incentive	Consumer, Business	2008	Final	n/a	n/a	n/a	n/a	n/a	n/a
411	25	Electricity Retrofit Incentive	Consumer, Business	2008	Final	n/a	n/a	n/a	n/a	n/a	n/a
412	25	Electricity Retrofit Incentive	Consumer, Business	2008	Final	n/a	n/a	n/a	n/a	n/a	n/a
413	25	Electricity Retrofit Incentive	Consumer, Business	2008	Final	n/a	n/a	n/a	n/a	n/a	n/a
414	25	Electricity Retrofit Incentive	Consumer, Business	2008	Final	n/a	n/a	n/a	n/a	n/a	n/a
415	25	Electricity Retrofit Incentive	Consumer, Business	2008	Final	n/a	n/a	n/a	n/a	n/a	n/a
416	25	Electricity Retrofit Incentive	Consumer, Business	2008	Final	n/a	n/a	n/a	n/a	n/a	n/a
417	25	Electricity Retrofit Incentive	Consumer, Business	2008	Final	n/a	n/a	n/a	n/a	n/a	n/a
418	25	Electricity Retrofit Incentive	Consumer, Business	2008	Final	n/a	n/a	n/a	n/a	n/a	n/a
419	25	Electricity Retrofit Incentive	Consumer, Business	2008	Final	n/a	n/a	n/a	n/a	n/a	n/a
420	25	Electricity Retrofit Incentive	Consumer, Business	2008	Final	n/a	n/a	n/a	n/a	n/a	n/a
421	25	Electricity Retrofit Incentive	Consumer, Business	2008	Final	n/a	n/a	n/a	n/a	n/a	n/a
422	25	Electricity Retrofit Incentive	Consumer, Business	2008	Final	n/a	n/a	n/a	n/a	n/a	n/a
423	25	Electricity Retrofit Incentive	Consumer, Business	2008	Final	n/a	n/a	n/a	n/a	n/a	n/a
424	25	Electricity Retrofit Incentive	Consumer, Business	2008	Final	n/a	n/a	n/a	n/a	n/a	n/a
425	25	Electricity Retrofit Incentive	Consumer, Business	2008	Final	n/a	n/a	n/a	n/a	n/a	n/a
426	25	Electricity Retrofit Incentive	Consumer, Business	2008	Final	n/a	n/a	n/a	n/a	n/a	n/a
427	25	Electricity Retrofit Incentive	Consumer, Business	2008	Final	n/a	n/a	n/a	n/a	n/a	n/a
428	25	Electricity Retrofit Incentive	Consumer, Business	2008	Final	n/a	n/a	n/a	n/a	n/a	n/a
429	25	Electricity Retrofit Incentive	Consumer, Business	2008	Final	n/a	n/a	n/a	n/a	n/a	n/a
430	25	Electricity Retrofit Incentive	Consumer, Business	2008	Final	n/a	n/a	n/a	n/a	n/a	n/a
431	25	Electricity Retrofit Incentive	Consumer, Business	2008	Final	n/a	n/a	n/a	n/a	n/a	n/a
432	25	Electricity Retrofit Incentive	Consumer, Business	2008	Final	n/a	n/a	n/a	n/a	n/a	n/a
433	25	Electricity Retrofit Incentive	Consumer, Business	2008	Final	n/a	n/a	n/a	n/a	n/a	n/a
434	25	Electricity Retrofit Incentive	Consumer, Business	2008	Final	n/a	n/a	n/a	n/a	n/a	n/a
435	25	Electricity Retrofit Incentive	Consumer, Business	2008	Final	n/a	n/a	n/a	n/a	n/a	n/a
436	25	Electricity Retrofit Incentive	Consumer, Business	2008	Final	n/a	n/a	n/a	n/a	n/a	n/a
437	25	Electricity Retrofit Incentive	Consumer, Business	2008	Final	n/a	n/a	n/a	n/a	n/a	n/a
438	25	Electricity Retrofit Incentive	Consumer, Business	2008	Final	n/a	n/a	n/a	n/a	n/a	n/a
439	25	Electricity Retrofit Incentive	Consumer, Business	2008	Final	n/a	n/a	n/a	n/a	n/a	n/a
440	25	Electricity Retrofit Incentive	Consumer, Business	2008	Final	n/a	n/a	n/a	n/a	n/a	n/a
441	25	Electricity Retrofit Incentive	Consumer, Business	2008	Final	n/a	n/a	n/a	n/a	n/a	n/a
442	25	Electricity Retrofit Incentive	Consumer, Business	2008	Final	n/a	n/a	n/a	n/a	n/a	n/a

# OPA Conservation & Demand Management Programs

Measure Results at End-User Level

For: Horizon Utilities Corporation

#	Initiative Number	Initiative Name	Program Name	Program Year	Results Status	#
443	25	Electricity Retrofit Incentive	Consumer, Business	2008	Final	279
444	25	Electricity Retrofit Incentive	Consumer, Business	2008	Final	280
445	25	Electricity Retrofit Incentive	Consumer, Business	2008	Final	281
446	25	Electricity Retrofit Incentive	Consumer, Business	2008	Final	282
447	26	Toronto Comprehensive	Consumer, Consumer Low-Income,	2008	Final	1
448	26	Toronto Comprehensive	Consumer, Consumer Low-Income,	2008	Final	2
449	26	Toronto Comprehensive	Consumer, Consumer Low-Income,	2008	Final	3
450	26	Toronto Comprehensive	Consumer, Consumer Low-Income,	2008	Final	4
451	26	Toronto Comprehensive	Consumer, Consumer Low-Income,	2008	Final	5
452	26	Toronto Comprehensive	Consumer, Consumer Low-Income,	2008	Final	6
453	26	Toronto Comprehensive	Consumer, Consumer Low-Income,	2008	Final	7
454	26	Toronto Comprehensive	Consumer, Consumer Low-Income,	2008	Final	8
455	27	High Performance New Construction	Business	2008	Final	1
456	28	Power Savings Blitz	Business	2008	Final	1
457	28	Power Savings Blitz	Business	2008	Final	2
458	28	Power Savings Blitz	Business	2008	Final	3
459	28	Power Savings Blitz	Business	2008	Final	4
460	28	Power Savings Blitz	Business	2008	Final	5
461	28	Power Savings Blitz	Business	2008	Final	6
462	28	Power Savings Blitz	Business	2008	Final	7
463	28	Power Savings Blitz	Business	2008	Final	8
464	29	Demand Response 1	Business, Industrial	2008	Final	1
465	30	Demand Response 3	Business, Industrial	2008	Final	1
466	31	Loblaw & York Region Demand Response	Business, Industrial	2008	Final	1
467	31	Loblaw & York Region Demand Response	Business, Industrial	2008	Final	2
468	32	Renewable Energy Standard Offer	Consumer, Business	2008	Final	1
469	32	Renewable Energy Standard Offer	Consumer, Business	2008	Final	2
470	32	Renewable Energy Standard Offer	Consumer, Business	2008	Final	3
471	32	Renewable Energy Standard Offer	Consumer, Business	2008	Final	4
472	33	Other Customer Based Generation	Business	2008	Final	1
473	34	LDC Custom - Hydro One Networks Inc. - Double Return	Business, Industrial	2008	Final	1
474	35	Great Refrigerator Roundup	Consumer	2009	Final	1
475	35	Great Refrigerator Roundup	Consumer	2009	Final	2
476	35	Great Refrigerator Roundup	Consumer	2009	Final	3

# OPA Conservation & Demand Management Programs

Measure Results at End-User Level

For: Horizon Utilities Corporation

#	Initiative Number	Initiative Name	Program Name	Program Year	Results Status	Measure Name
443	25	Electricity Retrofit Incentive	Consumer, Business	2008	Final	Unitary AC >5.4 & <= 11.25 tons - Industrial Sector
444	25	Electricity Retrofit Incentive	Consumer, Business	2008	Final	Unitary AC >11.25 & <= 20 tons - Industrial Sector
445	25	Electricity Retrofit Incentive	Consumer, Business	2008	Final	Unitary AC 25 tons - Industrial Sector
446	25	Electricity Retrofit Incentive	Consumer, Business	2008	Final	Custom Project - Industrial Sector
447	26	Toronto Comprehensive	Consumer, Consumer Low-Income,	2008	Final	Toronto Hydro-Electric System Limited - Commercial Project
448	26	Toronto Comprehensive	Consumer, Consumer Low-Income,	2008	Final	Toronto Hydro-Electric System Limited - Take A Load Off Project
449	26	Toronto Comprehensive	Consumer, Consumer Low-Income,	2008	Final	Toronto Hydro-Electric System Limited - Keep Cool Project
450	26	Toronto Comprehensive	Consumer, Consumer Low-Income,	2008	Final	Toronto Hydro-Electric System Limited - TABIA SLED Exchange Project
451	26	Toronto Comprehensive	Consumer, Consumer Low-Income,	2008	Final	Toronto Hydro-Electric System Limited - Low-Income Project
452	26	Toronto Comprehensive	Consumer, Consumer Low-Income,	2008	Final	City of Toronto - Commercial Project
453	26	Toronto Comprehensive	Consumer, Consumer Low-Income,	2008	Final	City of Toronto - Multi-Family Project
454	26	Toronto Comprehensive	Consumer, Consumer Low-Income,	2008	Final	Building Owners & Managers Association Project - Commercial Project
455	27	High Performance New Construction	Business	2008	Final	Custom Project
456	28	Power Savings Blitz	Business	2008	Final	T8 Fixture With Electronic Ballast
457	28	Power Savings Blitz	Business	2008	Final	Energy Star® rated LED Exit Sign
458	28	Power Savings Blitz	Business	2008	Final	Energy Star® rated CLF
459	28	Power Savings Blitz	Business	2008	Final	Electric Water Heater Tank Wrap
460	28	Power Savings Blitz	Business	2008	Final	Electric Water Heater Pipe Insulation
461	28	Power Savings Blitz	Business	2008	Final	Aerator
462	28	Power Savings Blitz	Business	2008	Final	Halogen
463	28	Power Savings Blitz	Business	2008	Final	Other
464	29	Demand Response 1	Business, Industrial	2008	Final	Voluntary Load Shedding Project
465	30	Demand Response 3	Business, Industrial	2008	Final	Contractual Load Shedding Project
466	31	Loblaw & York Region Demand Response	Business, Industrial	2008	Final	Rodan Contract
467	31	Loblaw & York Region Demand Response	Business, Industrial	2008	Final	Loblaw Contract
468	32	Renewable Energy Standard Offer	Consumer, Business	2008	Final	Water
469	32	Renewable Energy Standard Offer	Consumer, Business	2008	Final	SolarPV
470	32	Renewable Energy Standard Offer	Consumer, Business	2008	Final	Wind
471	32	Renewable Energy Standard Offer	Consumer, Business	2008	Final	Biogas
472	33	Other Customer Based Generation	Business	2008	Final	Combined Heat & Power
473	34	LDC Custom - Hydro One Networks Inc. - Double Return	Business, Industrial	2008	Final	Custom Project
474	35	Great Refrigerator Roundup	Consumer	2009	Final	Bottom Freezer Fridge - Not Replaced - Not Running (0% of the time)
475	35	Great Refrigerator Roundup	Consumer	2009	Final	Bottom Freezer Fridge - Standard Efficiency Unit Replacement - Not Running (0% of the time)
476	35	Great Refrigerator Roundup	Consumer	2009	Final	Bottom Freezer Fridge - Energy Star Unit Replacement - Not Running (0% of the time)

OPA Conservation & Demand Management Programs

Measure Results at End-User Level

For: Horizon Utilities Corporation

#	Initiative Number	Initiative Name	Program Name	Program Year	Results Status
443	25	Electricity Retrofit Incentive	Consumer, Business	2008	Final
444	25	Electricity Retrofit Incentive	Consumer, Business	2008	Final
445	25	Electricity Retrofit Incentive	Consumer, Business	2008	Final
446	25	Electricity Retrofit Incentive	Consumer, Business	2008	Final
447	26	Toronto Comprehensive	Consumer, Consumer Low-Income,	2008	Final
448	26	Toronto Comprehensive	Consumer, Consumer Low-Income,	2008	Final
449	26	Toronto Comprehensive	Consumer, Consumer Low-Income,	2008	Final
450	26	Toronto Comprehensive	Consumer, Consumer Low-Income,	2008	Final
451	26	Toronto Comprehensive	Consumer, Consumer Low-Income,	2008	Final
452	26	Toronto Comprehensive	Consumer, Consumer Low-Income,	2008	Final
453	26	Toronto Comprehensive	Consumer, Consumer Low-Income,	2008	Final
454	26	Toronto Comprehensive	Consumer, Consumer Low-Income,	2008	Final
455	27	High Performance New Construction	Business	2008	Final
456	28	Power Savings Blitz	Business	2008	Final
457	28	Power Savings Blitz	Business	2008	Final
458	28	Power Savings Blitz	Business	2008	Final
459	28	Power Savings Blitz	Business	2008	Final
460	28	Power Savings Blitz	Business	2008	Final
461	28	Power Savings Blitz	Business	2008	Final
462	28	Power Savings Blitz	Business	2008	Final
463	28	Power Savings Blitz	Business	2008	Final
464	29	Demand Response 1	Business, Industrial	2008	Final
465	30	Demand Response 3	Business, Industrial	2008	Final
466	31	Loblaw & York Region Demand Response	Business, Industrial	2008	Final
467	31	Loblaw & York Region Demand Response	Business, Industrial	2008	Final
468	32	Renewable Energy Standard Offer	Consumer, Business	2008	Final
469	32	Renewable Energy Standard Offer	Consumer, Business	2008	Final
470	32	Renewable Energy Standard Offer	Consumer, Business	2008	Final
471	32	Renewable Energy Standard Offer	Consumer, Business	2008	Final
472	33	Other Customer Based Generation	Business	2008	Final
473	34	LDC Custom - Hydro One Networks Inc. - Double Return	Business, Industrial	2008	Final
474	35	Great Refrigerator Roundup	Consumer	2009	Final
475	35	Great Refrigerator Roundup	Consumer	2009	Final
476	35	Great Refrigerator Roundup	Consumer	2009	Final

Unit Savings As			
Gross Summer Peak Demand Savings (kW)	Gross Annual Energy Savings (kWh)	Gross Lifetime Energy Savings (kWh)	Net Summer Peak Demand Savings (kW)
Quasi-Prescriptive	Quasi-Prescriptive	Quasi-Prescriptive	Quasi-Prescriptive
Quasi-Prescriptive	Quasi-Prescriptive	Quasi-Prescriptive	Quasi-Prescriptive
Quasi-Prescriptive	Quasi-Prescriptive	Quasi-Prescriptive	Quasi-Prescriptive
Quasi-Prescriptive	Quasi-Prescriptive	Quasi-Prescriptive	Quasi-Prescriptive
Custom	Custom	Custom	Custom
Custom	Custom	Custom	Custom
Custom	Custom	Custom	Custom
Custom	Custom	Custom	Custom
Custom	Custom	Custom	Custom
Custom	Custom	Custom	Custom
Custom	Custom	Custom	Custom
Custom	Custom	Custom	Custom
0.021	151	2,267	0.020
0.032	237	3,784	0.030
0.026	191	382	0.024
0.047	436	3,054	0.044
0.030	277	4,151	0.028
0.033	310	1,549	0.031
1.960	14	14	1.823
0.000	0	0	0.000
Custom	Custom	Custom	Custom
Custom	Custom	Custom	Custom
19,210.000	0	0	19,210.000
10,000.000	0	0	10,000.000
Custom	Custom	Custom	Custom
Custom	Custom	Custom	Custom
Custom	Custom	Custom	Custom
Custom	Custom	Custom	Custom
Custom	Custom	Custom	Custom
Custom	Custom	Custom	Custom
0.000	0	0	0.000
0.000	0	0	0.000
0.000	0	0	0.000

# OPA Conservation & Demand Management Programs

Measure Results at End-User Level

For: Horizon Utilities Corporation

#	Initiative Number	Initiative Name	Program Name	Program Year	Results Status	Assumptions				Activity Results (#)
						Net Annual Energy Savings (kWh)	Net Lifetime Energy Savings (kWh)	Aggregate Net-to-Gross Adjustment (%)	Effective Useful Life (EUL)	
443	25	Electricity Retrofit Incentive	Consumer, Business	2008	Final	Quasi-Prescriptive	Quasi-Prescriptive	58.0	15.3	n/a
444	25	Electricity Retrofit Incentive	Consumer, Business	2008	Final	Quasi-Prescriptive	Quasi-Prescriptive	58.0	15.3	n/a
445	25	Electricity Retrofit Incentive	Consumer, Business	2008	Final	Quasi-Prescriptive	Quasi-Prescriptive	58.0	15.3	n/a
446	25	Electricity Retrofit Incentive	Consumer, Business	2008	Final	Quasi-Prescriptive	Quasi-Prescriptive	58.0	15.3	n/a
447	26	Toronto Comprehensive	Consumer, Consumer Low-Income,	2008	Final	Custom	Custom	59.0	15.9	0.000
448	26	Toronto Comprehensive	Consumer, Consumer Low-Income,	2008	Final	Custom	Custom	70.0	9.0	0.000
449	26	Toronto Comprehensive	Consumer, Consumer Low-Income,	2008	Final	Custom	Custom	44.0	9.0	0.000
450	26	Toronto Comprehensive	Consumer, Consumer Low-Income,	2008	Final	Custom	Custom	70.0	5.0	0.000
451	26	Toronto Comprehensive	Consumer, Consumer Low-Income,	2008	Final	Custom	Custom	70.0	8.0	0.000
452	26	Toronto Comprehensive	Consumer, Consumer Low-Income,	2008	Final	Custom	Custom	58.0	17.0	0.000
453	26	Toronto Comprehensive	Consumer, Consumer Low-Income,	2008	Final	Custom	Custom	62.3	9.0	0.000
454	26	Toronto Comprehensive	Consumer, Consumer Low-Income,	2008	Final	Custom	Custom	62.0	16.3	0.000
455	27	High Performance New Construction	Business	2008	Final	Custom	Custom	70.0	14.0	0.053
456	28	Power Savings Blitz	Business	2008	Final	141	2,108	93.0	15.0	6,942.000
457	28	Power Savings Blitz	Business	2008	Final	220	3,519	93.0	16.0	29.000
458	28	Power Savings Blitz	Business	2008	Final	177	355	93.0	2.0	529.000
459	28	Power Savings Blitz	Business	2008	Final	406	2,840	93.0	7.0	13.000
460	28	Power Savings Blitz	Business	2008	Final	257	3,860	93.0	15.0	9.000
461	28	Power Savings Blitz	Business	2008	Final	288	1,440	93.0	5.0	0.000
462	28	Power Savings Blitz	Business	2008	Final	13	13	93.0	1.0	0.000
463	28	Power Savings Blitz	Business	2008	Final	0	0	93.0	0.0	688.000
464	29	Demand Response 1	Business, Industrial	2008	Final	Custom	Custom	100.0	1.0	1.547
465	30	Demand Response 3	Business, Industrial	2008	Final	Custom	Custom	100.0	1.0	1.547
466	31	Loblaw & York Region Demand Response	Business, Industrial	2008	Final	0	0	100.0	1.0	0.053
467	31	Loblaw & York Region Demand Response	Business, Industrial	2008	Final	0	0	100.0	1.0	0.053
468	32	Renewable Energy Standard Offer	Consumer, Business	2008	Final	Custom	Custom	100.0	20.0	0.000
469	32	Renewable Energy Standard Offer	Consumer, Business	2008	Final	Custom	Custom	100.0	20.0	0.000
470	32	Renewable Energy Standard Offer	Consumer, Business	2008	Final	Custom	Custom	100.0	20.0	0.000
471	32	Renewable Energy Standard Offer	Consumer, Business	2008	Final	Custom	Custom	100.0	20.0	0.000
472	33	Other Customer Based Generation	Business	2008	Final	Custom	Custom	100.0	20.0	0.000
473	34	LDC Custom - Hydro One Networks Inc. - Double Return	Business, Industrial	2008	Final	Custom	Custom	100.0	1.0	0.000
474	35	Great Refrigerator Roundup	Consumer	2009	Final	0	0	54.2	5.0	0.365
475	35	Great Refrigerator Roundup	Consumer	2009	Final	0	0	54.2	5.0	0.135
476	35	Great Refrigerator Roundup	Consumer	2009	Final	0	0	54.2	5.0	0.710



# OPA Conservation & Demand Management Programs

Measure Results at End-User Level

For: Horizon Utilities Corporation

#	Initiative Number	Initiative Name	Program Name	Program Year	Results Status	LDC Specific Results					
						Gross Summer Peak Demand Savings (kW)	Gross Annual Energy Savings (kWh)	Gross Lifetime Energy Savings (kWh)	Net Summer Peak Demand Savings (kW)	Net Annual Energy Savings (kWh)	Net Lifetime Energy Savings (kWh)
443	25	Electricity Retrofit Incentive	Consumer, Business	2008	Final	n/a	n/a	n/a	n/a	n/a	n/a
444	25	Electricity Retrofit Incentive	Consumer, Business	2008	Final	n/a	n/a	n/a	n/a	n/a	n/a
445	25	Electricity Retrofit Incentive	Consumer, Business	2008	Final	n/a	n/a	n/a	n/a	n/a	n/a
446	25	Electricity Retrofit Incentive	Consumer, Business	2008	Final	n/a	n/a	n/a	n/a	n/a	n/a
447	26	Toronto Comprehensive	Consumer, Consumer Low-Income,	2008	Final	0.00	0	0	0.00	0	0
448	26	Toronto Comprehensive	Consumer, Consumer Low-Income,	2008	Final	0.00	0	0	0.00	0	0
449	26	Toronto Comprehensive	Consumer, Consumer Low-Income,	2008	Final	0.00	0	0	0.00	0	0
450	26	Toronto Comprehensive	Consumer, Consumer Low-Income,	2008	Final	0.00	0	0	0.00	0	0
451	26	Toronto Comprehensive	Consumer, Consumer Low-Income,	2008	Final	0.00	0	0	0.00	0	0
452	26	Toronto Comprehensive	Consumer, Consumer Low-Income,	2008	Final	0.00	0	0	0.00	0	0
453	26	Toronto Comprehensive	Consumer, Consumer Low-Income,	2008	Final	0.00	0	0	0.00	0	0
454	26	Toronto Comprehensive	Consumer, Consumer Low-Income,	2008	Final	0.00	0	0	0.00	0	0
455	27	High Performance New Construction	Business	2008	Final	25.91	21,871	306,198	18.14	15,310	214,338
456	28	Power Savings Blitz	Business	2008	Final	145.78	1,049,075	15,736,126	135.58	975,640	14,634,597
457	28	Power Savings Blitz	Business	2008	Final	0.93	6,859	109,745	0.86	6,379	102,063
458	28	Power Savings Blitz	Business	2008	Final	13.75	100,965	201,930	12.79	93,897	187,795
459	28	Power Savings Blitz	Business	2008	Final	0.61	5,672	39,701	0.57	5,275	36,922
460	28	Power Savings Blitz	Business	2008	Final	0.27	2,490	37,356	0.25	2,316	34,741
461	28	Power Savings Blitz	Business	2008	Final	0.00	0	0	0.00	0	0
462	28	Power Savings Blitz	Business	2008	Final	0.00	0	0	0.00	0	0
463	28	Power Savings Blitz	Business	2008	Final	0.00	0	0	0.00	0	0
464	29	Demand Response 1	Business, Industrial	2008	Final	23,447.58	0	0	23,447.58	0	0
465	30	Demand Response 3	Business, Industrial	2008	Final	4,534.28	0	0	4,534.28	0	0
466	31	Loblaw & York Region Demand Response	Business, Industrial	2008	Final	1,024.75	0	0	1,024.75	0	0
467	31	Loblaw & York Region Demand Response	Business, Industrial	2008	Final	533.45	0	0	533.45	0	0
468	32	Renewable Energy Standard Offer	Consumer, Business	2008	Final	0.00	0	0	0.00	0	0
469	32	Renewable Energy Standard Offer	Consumer, Business	2008	Final	0.00	0	0	0.00	0	0
470	32	Renewable Energy Standard Offer	Consumer, Business	2008	Final	0.00	0	0	0.00	0	0
471	32	Renewable Energy Standard Offer	Consumer, Business	2008	Final	0.00	0	0	0.00	0	0
472	33	Other Customer Based Generation	Business	2008	Final	0.00	0	0	0.00	0	0
473	34	LDC Custom - Hydro One Networks Inc. - Double Return	Business, Industrial	2008	Final	0.00	0	0	0.00	0	0
474	35	Great Refrigerator Roundup	Consumer	2009	Final	0.00	0	0	0.00	0	0
475	35	Great Refrigerator Roundup	Consumer	2009	Final	0.00	0	0	0.00	0	0
476	35	Great Refrigerator Roundup	Consumer	2009	Final	0.00	0	0	0.00	0	0

OPA Conservation & Demand Management Programs

Measure Results at End-User Level

For: Horizon Utilities Corporation

#	Initiative Number	Initiative Name	Program Name	Program Year	Results Status	#
477	35	Great Refrigerator Roundup	Consumer	2009	Final	4
478	35	Great Refrigerator Roundup	Consumer	2009	Final	5
479	35	Great Refrigerator Roundup	Consumer	2009	Final	6
480	35	Great Refrigerator Roundup	Consumer	2009	Final	7
481	35	Great Refrigerator Roundup	Consumer	2009	Final	8
482	35	Great Refrigerator Roundup	Consumer	2009	Final	9
483	35	Great Refrigerator Roundup	Consumer	2009	Final	10
484	35	Great Refrigerator Roundup	Consumer	2009	Final	11
485	35	Great Refrigerator Roundup	Consumer	2009	Final	12
486	35	Great Refrigerator Roundup	Consumer	2009	Final	13
487	35	Great Refrigerator Roundup	Consumer	2009	Final	14
488	35	Great Refrigerator Roundup	Consumer	2009	Final	15
489	35	Great Refrigerator Roundup	Consumer	2009	Final	16
490	35	Great Refrigerator Roundup	Consumer	2009	Final	17
491	35	Great Refrigerator Roundup	Consumer	2009	Final	18
492	35	Great Refrigerator Roundup	Consumer	2009	Final	19
493	35	Great Refrigerator Roundup	Consumer	2009	Final	20
494	35	Great Refrigerator Roundup	Consumer	2009	Final	21
495	35	Great Refrigerator Roundup	Consumer	2009	Final	22
496	35	Great Refrigerator Roundup	Consumer	2009	Final	23
497	35	Great Refrigerator Roundup	Consumer	2009	Final	24
498	35	Great Refrigerator Roundup	Consumer	2009	Final	25
499	35	Great Refrigerator Roundup	Consumer	2009	Final	26
500	35	Great Refrigerator Roundup	Consumer	2009	Final	27
501	35	Great Refrigerator Roundup	Consumer	2009	Final	28
502	35	Great Refrigerator Roundup	Consumer	2009	Final	29
503	35	Great Refrigerator Roundup	Consumer	2009	Final	30
504	35	Great Refrigerator Roundup	Consumer	2009	Final	31
505	35	Great Refrigerator Roundup	Consumer	2009	Final	32
506	35	Great Refrigerator Roundup	Consumer	2009	Final	33
507	35	Great Refrigerator Roundup	Consumer	2009	Final	34
508	35	Great Refrigerator Roundup	Consumer	2009	Final	35
509	35	Great Refrigerator Roundup	Consumer	2009	Final	36
510	35	Great Refrigerator Roundup	Consumer	2009	Final	37

# OPA Conservation & Demand Management Programs

Measure Results at End-User Level

For: Horizon Utilities Corporation

#	Initiative Number	Initiative Name	Program Name	Program Year	Results Status	Measure Name
477	35	Great Refrigerator Roundup	Consumer	2009	Final	Bottom Freezer Fridge - Not Replaced - Running Part Time (38% of the time)
478	35	Great Refrigerator Roundup	Consumer	2009	Final	Bottom Freezer Fridge - Standard Efficiency Unit Replacement - Running Part Time (38% of the time)
479	35	Great Refrigerator Roundup	Consumer	2009	Final	Bottom Freezer Fridge - Energy Star Unit Replacement - Running Part Time (38% of the time)
480	35	Great Refrigerator Roundup	Consumer	2009	Final	Bottom Freezer Fridge - Not Replaced - Running All Time (100% of time time)
481	35	Great Refrigerator Roundup	Consumer	2009	Final	Bottom Freezer Fridge - Standard Efficiency Unit Replacement - Running All Time (100% of time time)
482	35	Great Refrigerator Roundup	Consumer	2009	Final	Bottom Freezer Fridge - Energy Star Unit Replacement - Running All Time (100% of time time)
483	35	Great Refrigerator Roundup	Consumer	2009	Final	Chest Freezer - Not Replaced - Not Running (0% of the time)
484	35	Great Refrigerator Roundup	Consumer	2009	Final	Chest Freezer - Standard Efficiency Unit Replacement - Not Running (0% of the time)
485	35	Great Refrigerator Roundup	Consumer	2009	Final	Chest Freezer - Energy Star Unit Replacement - Not Running (0% of the time)
486	35	Great Refrigerator Roundup	Consumer	2009	Final	Chest Freezer - Not Replaced - Running Part Time (26% of the time)
487	35	Great Refrigerator Roundup	Consumer	2009	Final	Chest Freezer - Standard Efficiency Unit Replacement - Running Part Time (26% of the time)
488	35	Great Refrigerator Roundup	Consumer	2009	Final	Chest Freezer - Energy Star Unit Replacement - Running Part Time (26% of the time)
489	35	Great Refrigerator Roundup	Consumer	2009	Final	Chest Freezer - Not Replaced - Running All Time (100% of time time)
490	35	Great Refrigerator Roundup	Consumer	2009	Final	Chest Freezer - Standard Efficiency Unit Replacement - Running All Time (100% of time time)
491	35	Great Refrigerator Roundup	Consumer	2009	Final	Chest Freezer - Energy Star Unit Replacement - Running All Time (100% of time time)
492	35	Great Refrigerator Roundup	Consumer	2009	Final	Side by Side Fridge-Freezer - Not Replaced - Not Running (0% of the time)
493	35	Great Refrigerator Roundup	Consumer	2009	Final	Side by Side Fridge-Freezer - Standard Efficiency Unit Replacement - Not Running (0% of the time)
494	35	Great Refrigerator Roundup	Consumer	2009	Final	Side by Side Fridge-Freezer - Energy Star Unit Replacement - Not Running (0% of the time)
495	35	Great Refrigerator Roundup	Consumer	2009	Final	Side by Side Fridge-Freezer - Not Replaced - Running Part Time (38% of the time)
496	35	Great Refrigerator Roundup	Consumer	2009	Final	Side by Side Fridge-Freezer - Standard Efficiency Unit Replacement - Running Part Time (38% of the time)
497	35	Great Refrigerator Roundup	Consumer	2009	Final	Side by Side Fridge-Freezer - Energy Star Unit Replacement - Running Part Time (38% of the time)
498	35	Great Refrigerator Roundup	Consumer	2009	Final	Side by Side Fridge-Freezer - Not Replaced - Running All Time (100% of time time)
499	35	Great Refrigerator Roundup	Consumer	2009	Final	Side by Side Fridge-Freezer - Standard Efficiency Unit Replacement - Running All Time (100% of time time)
500	35	Great Refrigerator Roundup	Consumer	2009	Final	Side by Side Fridge-Freezer - Energy Star Unit Replacement - Running All Time (100% of time time)
501	35	Great Refrigerator Roundup	Consumer	2009	Final	Single Door Fridge - Not Replaced - Not Running (0% of the time)
502	35	Great Refrigerator Roundup	Consumer	2009	Final	Single Door Fridge - Standard Efficiency Unit Replacement - Not Running (0% of the time)
503	35	Great Refrigerator Roundup	Consumer	2009	Final	Single Door Fridge - Energy Star Unit Replacement - Not Running (0% of the time)
504	35	Great Refrigerator Roundup	Consumer	2009	Final	Single Door Fridge - Not Replaced - Running Part Time (38% of the time)
505	35	Great Refrigerator Roundup	Consumer	2009	Final	Single Door Fridge - Standard Efficiency Unit Replacement - Running Part Time (38% of the time)
506	35	Great Refrigerator Roundup	Consumer	2009	Final	Single Door Fridge - Energy Star Unit Replacement - Running Part Time (38% of the time)
507	35	Great Refrigerator Roundup	Consumer	2009	Final	Single Door Fridge - Not Replaced - Running All Time (100% of time time)
508	35	Great Refrigerator Roundup	Consumer	2009	Final	Single Door Fridge - Standard Efficiency Unit Replacement - Running All Time (100% of time time)
509	35	Great Refrigerator Roundup	Consumer	2009	Final	Single Door Fridge - Energy Star Unit Replacement - Running All Time (100% of time time)
510	35	Great Refrigerator Roundup	Consumer	2009	Final	Small Fridge (under 10 cubic feet) - Not Replaced - Not Running (0% of the time)

OPA Conservation & Demand Management Programs

Measure Results at End-User Level

For: Horizon Utilities Corporation

#	Initiative Number	Initiative Name	Program Name	Program Year	Results Status	Unit Savings As			
						Gross Summer Peak Demand Savings (kW)	Gross Annual Energy Savings (kWh)	Gross Lifetime Energy Savings (kWh)	Net Summer Peak Demand Savings (kW)
477	35	Great Refrigerator Roundup	Consumer	2009	Final	0.094	674	3,369	0.051
478	35	Great Refrigerator Roundup	Consumer	2009	Final	0.063	454	2,272	0.034
479	35	Great Refrigerator Roundup	Consumer	2009	Final	0.070	498	2,492	0.038
480	35	Great Refrigerator Roundup	Consumer	2009	Final	0.246	1,769	8,847	0.134
481	35	Great Refrigerator Roundup	Consumer	2009	Final	0.167	1,193	5,966	0.090
482	35	Great Refrigerator Roundup	Consumer	2009	Final	0.183	1,308	6,542	0.099
483	35	Great Refrigerator Roundup	Consumer	2009	Final	0.000	0	0	0.000
484	35	Great Refrigerator Roundup	Consumer	2009	Final	0.000	0	0	0.000
485	35	Great Refrigerator Roundup	Consumer	2009	Final	0.000	0	0	0.000
486	35	Great Refrigerator Roundup	Consumer	2009	Final	0.039	282	1,129	0.020
487	35	Great Refrigerator Roundup	Consumer	2009	Final	0.034	247	988	0.018
488	35	Great Refrigerator Roundup	Consumer	2009	Final	0.036	261	1,042	0.019
489	35	Great Refrigerator Roundup	Consumer	2009	Final	0.153	1,096	4,385	0.079
490	35	Great Refrigerator Roundup	Consumer	2009	Final	0.133	959	3,837	0.069
491	35	Great Refrigerator Roundup	Consumer	2009	Final	0.141	1,012	4,048	0.073
492	35	Great Refrigerator Roundup	Consumer	2009	Final	0.000	0	0	0.000
493	35	Great Refrigerator Roundup	Consumer	2009	Final	0.000	0	0	0.000
494	35	Great Refrigerator Roundup	Consumer	2009	Final	0.000	0	0	0.000
495	35	Great Refrigerator Roundup	Consumer	2009	Final	0.071	507	2,534	0.038
496	35	Great Refrigerator Roundup	Consumer	2009	Final	0.036	260	1,299	0.020
497	35	Great Refrigerator Roundup	Consumer	2009	Final	0.043	309	1,546	0.023
498	35	Great Refrigerator Roundup	Consumer	2009	Final	0.185	1,331	6,653	0.100
499	35	Great Refrigerator Roundup	Consumer	2009	Final	0.095	682	3,410	0.052
500	35	Great Refrigerator Roundup	Consumer	2009	Final	0.113	812	4,059	0.061
501	35	Great Refrigerator Roundup	Consumer	2009	Final	0.000	0	0	0.000
502	35	Great Refrigerator Roundup	Consumer	2009	Final	0.000	0	0	0.000
503	35	Great Refrigerator Roundup	Consumer	2009	Final	0.000	0	0	0.000
504	35	Great Refrigerator Roundup	Consumer	2009	Final	0.058	418	2,090	0.032
505	35	Great Refrigerator Roundup	Consumer	2009	Final	0.033	237	1,186	0.018
506	35	Great Refrigerator Roundup	Consumer	2009	Final	0.038	273	1,367	0.021
507	35	Great Refrigerator Roundup	Consumer	2009	Final	0.153	1,097	5,487	0.083
508	35	Great Refrigerator Roundup	Consumer	2009	Final	0.087	623	3,115	0.047
509	35	Great Refrigerator Roundup	Consumer	2009	Final	0.100	718	3,589	0.054
510	35	Great Refrigerator Roundup	Consumer	2009	Final	0.000	0	0	0.000

OPA Conservation & Demand Management Programs

Measure Results at End-User Level

For: Horizon Utilities Corporation

#	Initiative Number	Initiative Name	Program Name	Program Year	Results Status	Assumptions				Activity Results (#)
						Net Annual Energy Savings (kWh)	Net Lifetime Energy Savings (kWh)	Aggregate Net-to-Gross Adjustment (%)	Effective Useful Life (EUL)	
477	35	Great Refrigerator Roundup	Consumer	2009	Final	365	1,826	54.2	5.0	1.427
478	35	Great Refrigerator Roundup	Consumer	2009	Final	246	1,232	54.2	5.0	0.529
479	35	Great Refrigerator Roundup	Consumer	2009	Final	270	1,351	54.2	5.0	2.775
480	35	Great Refrigerator Roundup	Consumer	2009	Final	959	4,795	54.2	5.0	10.321
481	35	Great Refrigerator Roundup	Consumer	2009	Final	647	3,234	54.2	5.0	3.822
482	35	Great Refrigerator Roundup	Consumer	2009	Final	709	3,546	54.2	5.0	20.068
483	35	Great Refrigerator Roundup	Consumer	2009	Final	0	0	51.8	4.0	19.000
484	35	Great Refrigerator Roundup	Consumer	2009	Final	0	0	51.8	4.0	5.255
485	35	Great Refrigerator Roundup	Consumer	2009	Final	0	0	51.8	4.0	23.986
486	35	Great Refrigerator Roundup	Consumer	2009	Final	146	585	51.8	4.0	36.812
487	35	Great Refrigerator Roundup	Consumer	2009	Final	128	512	51.8	4.0	10.182
488	35	Great Refrigerator Roundup	Consumer	2009	Final	135	540	51.8	4.0	46.472
489	35	Great Refrigerator Roundup	Consumer	2009	Final	568	2,271	51.8	4.0	368.124
490	35	Great Refrigerator Roundup	Consumer	2009	Final	497	1,987	51.8	4.0	101.821
491	35	Great Refrigerator Roundup	Consumer	2009	Final	524	2,097	51.8	4.0	464.723
492	35	Great Refrigerator Roundup	Consumer	2009	Final	0	0	54.2	5.0	2.940
493	35	Great Refrigerator Roundup	Consumer	2009	Final	0	0	54.2	5.0	1.089
494	35	Great Refrigerator Roundup	Consumer	2009	Final	0	0	54.2	5.0	5.717
495	35	Great Refrigerator Roundup	Consumer	2009	Final	275	1,373	54.2	5.0	11.493
496	35	Great Refrigerator Roundup	Consumer	2009	Final	141	704	54.2	5.0	4.257
497	35	Great Refrigerator Roundup	Consumer	2009	Final	168	838	54.2	5.0	22.347
498	35	Great Refrigerator Roundup	Consumer	2009	Final	721	3,606	54.2	5.0	83.121
499	35	Great Refrigerator Roundup	Consumer	2009	Final	370	1,849	54.2	5.0	30.785
500	35	Great Refrigerator Roundup	Consumer	2009	Final	440	2,200	54.2	5.0	161.623
501	35	Great Refrigerator Roundup	Consumer	2009	Final	0	0	54.2	5.0	4.432
502	35	Great Refrigerator Roundup	Consumer	2009	Final	0	0	54.2	5.0	1.642
503	35	Great Refrigerator Roundup	Consumer	2009	Final	0	0	54.2	5.0	8.618
504	35	Great Refrigerator Roundup	Consumer	2009	Final	227	1,133	54.2	5.0	17.326
505	35	Great Refrigerator Roundup	Consumer	2009	Final	129	643	54.2	5.0	6.417
506	35	Great Refrigerator Roundup	Consumer	2009	Final	148	741	54.2	5.0	33.689
507	35	Great Refrigerator Roundup	Consumer	2009	Final	595	2,974	54.2	5.0	125.311
508	35	Great Refrigerator Roundup	Consumer	2009	Final	338	1,688	54.2	5.0	46.412
509	35	Great Refrigerator Roundup	Consumer	2009	Final	389	1,946	54.2	5.0	243.661
510	35	Great Refrigerator Roundup	Consumer	2009	Final	0	0	54.2	5.0	0.023

# OPA Conservation & Demand Management Programs

Measure Results at End-User Level

For: Horizon Utilities Corporation

#	Initiative Number	Initiative Name	Program Name	Program Year	Results Status	LDC Specific Results					
						Gross Summer Peak Demand Savings (kW)	Gross Annual Energy Savings (kWh)	Gross Lifetime Energy Savings (kWh)	Net Summer Peak Demand Savings (kW)	Net Annual Energy Savings (kWh)	Net Lifetime Energy Savings (kWh)
477	35	Great Refrigerator Roundup	Consumer	2009	Final	0.13	962	4,808	0.07	521	2,606
478	35	Great Refrigerator Roundup	Consumer	2009	Final	0.03	240	1,201	0.02	130	651
479	35	Great Refrigerator Roundup	Consumer	2009	Final	0.19	1,383	6,913	0.10	749	3,747
480	35	Great Refrigerator Roundup	Consumer	2009	Final	2.54	18,261	91,305	1.38	9,898	49,492
481	35	Great Refrigerator Roundup	Consumer	2009	Final	0.64	4,561	22,806	0.35	2,472	12,362
482	35	Great Refrigerator Roundup	Consumer	2009	Final	3.66	26,258	131,292	1.99	14,233	71,167
483	35	Great Refrigerator Roundup	Consumer	2009	Final	0.00	0	0	0.00	0	0
484	35	Great Refrigerator Roundup	Consumer	2009	Final	0.00	0	0	0.00	0	0
485	35	Great Refrigerator Roundup	Consumer	2009	Final	0.00	0	0	0.00	0	0
486	35	Great Refrigerator Roundup	Consumer	2009	Final	1.45	10,391	41,566	0.75	5,381	21,525
487	35	Great Refrigerator Roundup	Consumer	2009	Final	0.35	2,515	10,059	0.18	1,302	5,209
488	35	Great Refrigerator Roundup	Consumer	2009	Final	1.68	12,112	48,447	0.87	6,272	25,088
489	35	Great Refrigerator Roundup	Consumer	2009	Final	56.19	403,552	1,614,209	29.10	208,981	835,923
490	35	Great Refrigerator Roundup	Consumer	2009	Final	13.59	97,665	390,660	7.04	50,576	202,304
491	35	Great Refrigerator Roundup	Consumer	2009	Final	65.44	470,356	1,881,425	33.89	243,575	974,301
492	35	Great Refrigerator Roundup	Consumer	2009	Final	0.00	0	0	0.00	0	0
493	35	Great Refrigerator Roundup	Consumer	2009	Final	0.00	0	0	0.00	0	0
494	35	Great Refrigerator Roundup	Consumer	2009	Final	0.00	0	0	0.00	0	0
495	35	Great Refrigerator Roundup	Consumer	2009	Final	0.81	5,824	29,118	0.44	3,157	15,784
496	35	Great Refrigerator Roundup	Consumer	2009	Final	0.15	1,106	5,528	0.08	599	2,996
497	35	Great Refrigerator Roundup	Consumer	2009	Final	0.96	6,908	34,542	0.52	3,745	18,723
498	35	Great Refrigerator Roundup	Consumer	2009	Final	15.40	110,600	552,998	8.35	59,951	299,753
499	35	Great Refrigerator Roundup	Consumer	2009	Final	2.93	20,997	104,985	1.59	11,381	56,907
500	35	Great Refrigerator Roundup	Consumer	2009	Final	18.30	131,198	655,992	9.92	71,116	355,581
501	35	Great Refrigerator Roundup	Consumer	2009	Final	0.00	0	0	0.00	0	0
502	35	Great Refrigerator Roundup	Consumer	2009	Final	0.00	0	0	0.00	0	0
503	35	Great Refrigerator Roundup	Consumer	2009	Final	0.00	0	0	0.00	0	0
504	35	Great Refrigerator Roundup	Consumer	2009	Final	1.01	7,241	36,207	0.55	3,925	19,626
505	35	Great Refrigerator Roundup	Consumer	2009	Final	0.21	1,522	7,612	0.12	825	4,126
506	35	Great Refrigerator Roundup	Consumer	2009	Final	1.28	9,210	46,051	0.70	4,992	24,962
507	35	Great Refrigerator Roundup	Consumer	2009	Final	19.14	137,524	687,622	10.38	74,545	372,726
508	35	Great Refrigerator Roundup	Consumer	2009	Final	4.04	28,912	144,561	2.19	15,672	78,359
509	35	Great Refrigerator Roundup	Consumer	2009	Final	24.40	174,913	874,565	13.23	94,812	474,059
510	35	Great Refrigerator Roundup	Consumer	2009	Final	0.00	0	0	0.00	0	0



OPA Conservation & Demand Management Programs

Measure Results at End-User Level

For: Horizon Utilities Corporation

#	Initiative Number	Initiative Name	Program Name	Program Year	Results Status	#
511	35	Great Refrigerator Roundup	Consumer	2009	Final	38
512	35	Great Refrigerator Roundup	Consumer	2009	Final	39
513	35	Great Refrigerator Roundup	Consumer	2009	Final	40
514	35	Great Refrigerator Roundup	Consumer	2009	Final	41
515	35	Great Refrigerator Roundup	Consumer	2009	Final	42
516	35	Great Refrigerator Roundup	Consumer	2009	Final	43
517	35	Great Refrigerator Roundup	Consumer	2009	Final	44
518	35	Great Refrigerator Roundup	Consumer	2009	Final	45
519	35	Great Refrigerator Roundup	Consumer	2009	Final	46
520	35	Great Refrigerator Roundup	Consumer	2009	Final	47
521	35	Great Refrigerator Roundup	Consumer	2009	Final	48
522	35	Great Refrigerator Roundup	Consumer	2009	Final	49
523	35	Great Refrigerator Roundup	Consumer	2009	Final	50
524	35	Great Refrigerator Roundup	Consumer	2009	Final	51
525	35	Great Refrigerator Roundup	Consumer	2009	Final	52
526	35	Great Refrigerator Roundup	Consumer	2009	Final	53
527	35	Great Refrigerator Roundup	Consumer	2009	Final	54
528	35	Great Refrigerator Roundup	Consumer	2009	Final	55
529	35	Great Refrigerator Roundup	Consumer	2009	Final	56
530	35	Great Refrigerator Roundup	Consumer	2009	Final	57
531	35	Great Refrigerator Roundup	Consumer	2009	Final	58
532	35	Great Refrigerator Roundup	Consumer	2009	Final	59
533	35	Great Refrigerator Roundup	Consumer	2009	Final	60
534	35	Great Refrigerator Roundup	Consumer	2009	Final	61
535	35	Great Refrigerator Roundup	Consumer	2009	Final	62
536	35	Great Refrigerator Roundup	Consumer	2009	Final	63
537	35	Great Refrigerator Roundup	Consumer	2009	Final	64
538	35	Great Refrigerator Roundup	Consumer	2009	Final	65
539	35	Great Refrigerator Roundup	Consumer	2009	Final	66
540	35	Great Refrigerator Roundup	Consumer	2009	Final	67
541	35	Great Refrigerator Roundup	Consumer	2009	Final	68
542	35	Great Refrigerator Roundup	Consumer	2009	Final	69
543	35	Great Refrigerator Roundup	Consumer	2009	Final	70
544	35	Great Refrigerator Roundup	Consumer	2009	Final	71

# OPA Conservation & Demand Management Programs

Measure Results at End-User Level

For: Horizon Utilities Corporation

#	Initiative Number	Initiative Name	Program Name	Program Year	Results Status	Measure Name
511	35	Great Refrigerator Roundup	Consumer	2009	Final	Small Fridge (under 10 cubic feet) - Standard Efficiency Unit Replacement - Not Running (0% of the time)
512	35	Great Refrigerator Roundup	Consumer	2009	Final	Small Fridge (under 10 cubic feet) - Energy Star Unit Replacement - Not Running (0% of the time)
513	35	Great Refrigerator Roundup	Consumer	2009	Final	Small Fridge (under 10 cubic feet) - Not Replaced - Running Part Time (38% of the time)
514	35	Great Refrigerator Roundup	Consumer	2009	Final	Small Fridge (under 10 cubic feet) - Standard Efficiency Unit Replacement - Running Part Time (38% of the time)
515	35	Great Refrigerator Roundup	Consumer	2009	Final	Small Fridge (under 10 cubic feet) - Energy Star Unit Replacement - Running Part Time (38% of the time)
516	35	Great Refrigerator Roundup	Consumer	2009	Final	Small Fridge (under 10 cubic feet) - Not Replaced - Running All Time (100% of time time)
517	35	Great Refrigerator Roundup	Consumer	2009	Final	Small Fridge (under 10 cubic feet) - Standard Efficiency Unit Replacement - Running All Time (100% of time time)
518	35	Great Refrigerator Roundup	Consumer	2009	Final	Small Fridge (under 10 cubic feet) - Energy Star Unit Replacement - Running All Time (100% of time time)
519	35	Great Refrigerator Roundup	Consumer	2009	Final	Small Freezer (under 10 cubic feet) - Not Replaced - Not Running (0% of the time)
520	35	Great Refrigerator Roundup	Consumer	2009	Final	Small Freezer (under 10 cubic feet) - Standard Efficiency Unit Replacement - Not Running (0% of the time)
521	35	Great Refrigerator Roundup	Consumer	2009	Final	Small Freezer (under 10 cubic feet) - Energy Star Unit Replacement - Not Running (0% of the time)
522	35	Great Refrigerator Roundup	Consumer	2009	Final	Small Freezer (under 10 cubic feet) - Not Replaced - Running Part Time (26% of the time)
523	35	Great Refrigerator Roundup	Consumer	2009	Final	Small Freezer (under 10 cubic feet) - Standard Efficiency Unit Replacement - Running Part Time (26% of the time)
524	35	Great Refrigerator Roundup	Consumer	2009	Final	Small Freezer (under 10 cubic feet) - Energy Star Unit Replacement - Running Part Time (26% of the time)
525	35	Great Refrigerator Roundup	Consumer	2009	Final	Small Freezer (under 10 cubic feet) - Not Replaced - Running All Time (100% of time time)
526	35	Great Refrigerator Roundup	Consumer	2009	Final	Small Freezer (under 10 cubic feet) - Standard Efficiency Unit Replacement - Running All Time (100% of time time)
527	35	Great Refrigerator Roundup	Consumer	2009	Final	Small Freezer (under 10 cubic feet) - Energy Star Unit Replacement - Running All Time (100% of time time)
528	35	Great Refrigerator Roundup	Consumer	2009	Final	Top Freezer Fridge - Not Replaced - Not Running (0% of the time)
529	35	Great Refrigerator Roundup	Consumer	2009	Final	Top Freezer Fridge - Standard Efficiency Unit Replacement - Not Running (0% of the time)
530	35	Great Refrigerator Roundup	Consumer	2009	Final	Top Freezer Fridge - Energy Star Unit Replacement - Not Running (0% of the time)
531	35	Great Refrigerator Roundup	Consumer	2009	Final	Top Freezer Fridge - Not Replaced - Running Part Time (38% of the time)
532	35	Great Refrigerator Roundup	Consumer	2009	Final	Top Freezer Fridge - Standard Efficiency Unit Replacement - Running Part Time (38% of the time)
533	35	Great Refrigerator Roundup	Consumer	2009	Final	Top Freezer Fridge - Energy Star Unit Replacement - Running Part Time (38% of the time)
534	35	Great Refrigerator Roundup	Consumer	2009	Final	Top Freezer Fridge - Not Replaced - Running All Time (100% of time time)
535	35	Great Refrigerator Roundup	Consumer	2009	Final	Top Freezer Fridge - Standard Efficiency Unit Replacement - Running All Time (100% of time time)
536	35	Great Refrigerator Roundup	Consumer	2009	Final	Top Freezer Fridge - Energy Star Unit Replacement - Running All Time (100% of time time)
537	35	Great Refrigerator Roundup	Consumer	2009	Final	Upright Freezer - Not Replaced - Not Running (0% of the time)
538	35	Great Refrigerator Roundup	Consumer	2009	Final	Upright Freezer - Standard Efficiency Unit Replacement - Not Running (0% of the time)
539	35	Great Refrigerator Roundup	Consumer	2009	Final	Upright Freezer - Energy Star Unit Replacement - Not Running (0% of the time)
540	35	Great Refrigerator Roundup	Consumer	2009	Final	Upright Freezer - Not Replaced - Running Part Time (26% of the time)
541	35	Great Refrigerator Roundup	Consumer	2009	Final	Upright Freezer - Standard Efficiency Unit Replacement - Running Part Time (26% of the time)
542	35	Great Refrigerator Roundup	Consumer	2009	Final	Upright Freezer - Energy Star Unit Replacement - Running Part Time (26% of the time)
543	35	Great Refrigerator Roundup	Consumer	2009	Final	Upright Freezer - Not Replaced - Running All Time (100% of time time)
544	35	Great Refrigerator Roundup	Consumer	2009	Final	Upright Freezer - Standard Efficiency Unit Replacement - Running All Time (100% of time time)

OPA Conservation & Demand Management Programs

Measure Results at End-User Level

For: Horizon Utilities Corporation

#	Initiative Number	Initiative Name	Program Name	Program Year	Results Status
511	35	Great Refrigerator Roundup	Consumer	2009	Final
512	35	Great Refrigerator Roundup	Consumer	2009	Final
513	35	Great Refrigerator Roundup	Consumer	2009	Final
514	35	Great Refrigerator Roundup	Consumer	2009	Final
515	35	Great Refrigerator Roundup	Consumer	2009	Final
516	35	Great Refrigerator Roundup	Consumer	2009	Final
517	35	Great Refrigerator Roundup	Consumer	2009	Final
518	35	Great Refrigerator Roundup	Consumer	2009	Final
519	35	Great Refrigerator Roundup	Consumer	2009	Final
520	35	Great Refrigerator Roundup	Consumer	2009	Final
521	35	Great Refrigerator Roundup	Consumer	2009	Final
522	35	Great Refrigerator Roundup	Consumer	2009	Final
523	35	Great Refrigerator Roundup	Consumer	2009	Final
524	35	Great Refrigerator Roundup	Consumer	2009	Final
525	35	Great Refrigerator Roundup	Consumer	2009	Final
526	35	Great Refrigerator Roundup	Consumer	2009	Final
527	35	Great Refrigerator Roundup	Consumer	2009	Final
528	35	Great Refrigerator Roundup	Consumer	2009	Final
529	35	Great Refrigerator Roundup	Consumer	2009	Final
530	35	Great Refrigerator Roundup	Consumer	2009	Final
531	35	Great Refrigerator Roundup	Consumer	2009	Final
532	35	Great Refrigerator Roundup	Consumer	2009	Final
533	35	Great Refrigerator Roundup	Consumer	2009	Final
534	35	Great Refrigerator Roundup	Consumer	2009	Final
535	35	Great Refrigerator Roundup	Consumer	2009	Final
536	35	Great Refrigerator Roundup	Consumer	2009	Final
537	35	Great Refrigerator Roundup	Consumer	2009	Final
538	35	Great Refrigerator Roundup	Consumer	2009	Final
539	35	Great Refrigerator Roundup	Consumer	2009	Final
540	35	Great Refrigerator Roundup	Consumer	2009	Final
541	35	Great Refrigerator Roundup	Consumer	2009	Final
542	35	Great Refrigerator Roundup	Consumer	2009	Final
543	35	Great Refrigerator Roundup	Consumer	2009	Final
544	35	Great Refrigerator Roundup	Consumer	2009	Final

Unit Savings At			
Gross Summer Peak Demand Savings (kW)	Gross Annual Energy Savings (kWh)	Gross Lifetime Energy Savings (kWh)	Net Summer Peak Demand Savings (kW)
0.000	0	0	0.000
0.000	0	0	0.000
0.065	466	2,332	0.035
0.035	252	1,261	0.019
0.041	295	1,475	0.022
0.170	1,225	6,124	0.092
0.092	662	3,311	0.050
0.108	775	3,874	0.059
0.000	0	0	0.000
0.000	0	0	0.000
0.000	0	0	0.000
0.041	296	1,183	0.021
0.027	191	762	0.014
0.028	201	804	0.014
0.160	1,148	4,593	0.083
0.103	740	2,960	0.053
0.109	781	3,123	0.056
0.000	0	0	0.000
0.000	0	0	0.000
0.000	0	0	0.000
0.065	470	2,349	0.035
0.035	252	1,259	0.019
0.041	295	1,477	0.022
0.172	1,234	6,168	0.093
0.092	661	3,307	0.050
0.108	776	3,879	0.059
0.000	0	0	0.000
0.000	0	0	0.000
0.000	0	0	0.000
0.051	365	1,458	0.026
0.025	180	718	0.013
0.026	189	758	0.014
0.197	1,416	5,663	0.102
0.097	697	2,789	0.050

OPA Conservation & Demand Management Programs

Measure Results at End-User Level

For: Horizon Utilities Corporation

#	Initiative Number	Initiative Name	Program Name	Program Year	Results Status	Assumptions				Activity Results (#)
						Net Annual Energy Savings (kWh)	Net Lifetime Energy Savings (kWh)	Aggregate Net-to-Gross Adjustment (%)	Effective Useful Life (EUL)	
511	35	Great Refrigerator Roundup	Consumer	2009	Final	0	0	54.2	5.0	0.008
512	35	Great Refrigerator Roundup	Consumer	2009	Final	0	0	54.2	5.0	0.044
513	35	Great Refrigerator Roundup	Consumer	2009	Final	253	1,264	54.2	5.0	0.089
514	35	Great Refrigerator Roundup	Consumer	2009	Final	137	684	54.2	5.0	0.033
515	35	Great Refrigerator Roundup	Consumer	2009	Final	160	800	54.2	5.0	0.173
516	35	Great Refrigerator Roundup	Consumer	2009	Final	664	3,320	54.2	5.0	0.643
517	35	Great Refrigerator Roundup	Consumer	2009	Final	359	1,795	54.2	5.0	0.238
518	35	Great Refrigerator Roundup	Consumer	2009	Final	420	2,100	54.2	5.0	1.250
519	35	Great Refrigerator Roundup	Consumer	2009	Final	0	0	51.8	4.0	0.000
520	35	Great Refrigerator Roundup	Consumer	2009	Final	0	0	51.8	4.0	0.000
521	35	Great Refrigerator Roundup	Consumer	2009	Final	0	0	51.8	4.0	0.000
522	35	Great Refrigerator Roundup	Consumer	2009	Final	153	613	51.8	4.0	0.000
523	35	Great Refrigerator Roundup	Consumer	2009	Final	99	395	51.8	4.0	0.000
524	35	Great Refrigerator Roundup	Consumer	2009	Final	104	416	51.8	4.0	0.000
525	35	Great Refrigerator Roundup	Consumer	2009	Final	595	2,379	51.8	4.0	0.000
526	35	Great Refrigerator Roundup	Consumer	2009	Final	383	1,533	51.8	4.0	0.000
527	35	Great Refrigerator Roundup	Consumer	2009	Final	404	1,617	51.8	4.0	0.000
528	35	Great Refrigerator Roundup	Consumer	2009	Final	0	0	54.2	5.0	25.594
529	35	Great Refrigerator Roundup	Consumer	2009	Final	0	0	54.2	5.0	9.479
530	35	Great Refrigerator Roundup	Consumer	2009	Final	0	0	54.2	5.0	49.767
531	35	Great Refrigerator Roundup	Consumer	2009	Final	255	1,273	54.2	5.0	100.050
532	35	Great Refrigerator Roundup	Consumer	2009	Final	137	683	54.2	5.0	37.056
533	35	Great Refrigerator Roundup	Consumer	2009	Final	160	801	54.2	5.0	194.542
534	35	Great Refrigerator Roundup	Consumer	2009	Final	669	3,344	54.2	5.0	723.620
535	35	Great Refrigerator Roundup	Consumer	2009	Final	358	1,792	54.2	5.0	268.007
536	35	Great Refrigerator Roundup	Consumer	2009	Final	421	2,103	54.2	5.0	1,407.038
537	35	Great Refrigerator Roundup	Consumer	2009	Final	0	0	51.8	4.0	2.863
538	35	Great Refrigerator Roundup	Consumer	2009	Final	0	0	51.8	4.0	0.792
539	35	Great Refrigerator Roundup	Consumer	2009	Final	0	0	51.8	4.0	3.614
540	35	Great Refrigerator Roundup	Consumer	2009	Final	189	755	51.8	4.0	5.547
541	35	Great Refrigerator Roundup	Consumer	2009	Final	93	372	51.8	4.0	1.534
542	35	Great Refrigerator Roundup	Consumer	2009	Final	98	392	51.8	4.0	7.002
543	35	Great Refrigerator Roundup	Consumer	2009	Final	733	2,933	51.8	4.0	55.465
544	35	Great Refrigerator Roundup	Consumer	2009	Final	361	1,444	51.8	4.0	15.341

OPA Conservation & Demand Management Programs

Measure Results at End-User Level

For: Horizon Utilities Corporation

#	Initiative Number	Initiative Name	Program Name	Program Year	Results Status	LDC Specific Results					
						Gross Summer Peak Demand Savings (kW)	Gross Annual Energy Savings (kWh)	Gross Lifetime Energy Savings (kWh)	Net Summer Peak Demand Savings (kW)	Net Annual Energy Savings (kWh)	Net Lifetime Energy Savings (kWh)
511	35	Great Refrigerator Roundup	Consumer	2009	Final	0.00	0	0	0.00	0	0
512	35	Great Refrigerator Roundup	Consumer	2009	Final	0.00	0	0	0.00	0	0
513	35	Great Refrigerator Roundup	Consumer	2009	Final	0.01	41	207	0.00	22	112
514	35	Great Refrigerator Roundup	Consumer	2009	Final	0.00	8	41	0.00	4	22
515	35	Great Refrigerator Roundup	Consumer	2009	Final	0.01	51	255	0.00	28	138
516	35	Great Refrigerator Roundup	Consumer	2009	Final	0.11	787	3,935	0.06	427	2,133
517	35	Great Refrigerator Roundup	Consumer	2009	Final	0.02	158	788	0.01	85	427
518	35	Great Refrigerator Roundup	Consumer	2009	Final	0.14	968	4,840	0.07	525	2,624
519	35	Great Refrigerator Roundup	Consumer	2009	Final	0.00	0	0	0.00	0	0
520	35	Great Refrigerator Roundup	Consumer	2009	Final	0.00	0	0	0.00	0	0
521	35	Great Refrigerator Roundup	Consumer	2009	Final	0.00	0	0	0.00	0	0
522	35	Great Refrigerator Roundup	Consumer	2009	Final	0.00	0	0	0.00	0	0
523	35	Great Refrigerator Roundup	Consumer	2009	Final	0.00	0	0	0.00	0	0
524	35	Great Refrigerator Roundup	Consumer	2009	Final	0.00	0	0	0.00	0	0
525	35	Great Refrigerator Roundup	Consumer	2009	Final	0.00	0	0	0.00	0	0
526	35	Great Refrigerator Roundup	Consumer	2009	Final	0.00	0	0	0.00	0	0
527	35	Great Refrigerator Roundup	Consumer	2009	Final	0.00	0	0	0.00	0	0
528	35	Great Refrigerator Roundup	Consumer	2009	Final	0.00	0	0	0.00	0	0
529	35	Great Refrigerator Roundup	Consumer	2009	Final	0.00	0	0	0.00	0	0
530	35	Great Refrigerator Roundup	Consumer	2009	Final	0.00	0	0	0.00	0	0
531	35	Great Refrigerator Roundup	Consumer	2009	Final	6.54	47,005	235,026	3.55	25,479	127,396
532	35	Great Refrigerator Roundup	Consumer	2009	Final	1.30	9,333	46,667	0.71	5,059	25,296
533	35	Great Refrigerator Roundup	Consumer	2009	Final	8.02	57,480	287,398	4.35	31,157	155,784
534	35	Great Refrigerator Roundup	Consumer	2009	Final	124.26	892,693	4,463,464	67.36	483,885	2,419,423
535	35	Great Refrigerator Roundup	Consumer	2009	Final	24.75	177,253	886,263	13.41	96,080	480,399
536	35	Great Refrigerator Roundup	Consumer	2009	Final	152.27	1,091,619	5,458,097	82.54	591,713	2,958,564
537	35	Great Refrigerator Roundup	Consumer	2009	Final	0.00	0	0	0.00	0	0
538	35	Great Refrigerator Roundup	Consumer	2009	Final	0.00	0	0	0.00	0	0
539	35	Great Refrigerator Roundup	Consumer	2009	Final	0.00	0	0	0.00	0	0
540	35	Great Refrigerator Roundup	Consumer	2009	Final	0.28	2,022	8,089	0.15	1,047	4,189
541	35	Great Refrigerator Roundup	Consumer	2009	Final	0.04	275	1,102	0.02	143	571
542	35	Great Refrigerator Roundup	Consumer	2009	Final	0.18	1,326	5,306	0.10	687	2,748
543	35	Great Refrigerator Roundup	Consumer	2009	Final	10.93	78,530	314,118	5.66	40,667	162,667
544	35	Great Refrigerator Roundup	Consumer	2009	Final	1.49	10,696	42,785	0.77	5,539	22,157

# OPA Conservation & Demand Management Programs

Measure Results at End-User Level

For: Horizon Utilities Corporation

#	Initiative Number	Initiative Name	Program Name	Program Year	Results Status	#
545	35	Great Refrigerator Roundup	Consumer	2009	Final	72
546	35	Great Refrigerator Roundup	Consumer	2009	Final	73
547	35	Great Refrigerator Roundup	Consumer	2009	Final	74
548	35	Great Refrigerator Roundup	Consumer	2009	Final	75
549	35	Great Refrigerator Roundup	Consumer	2009	Final	76
550	35	Great Refrigerator Roundup	Consumer	2009	Final	77
551	35	Great Refrigerator Roundup	Consumer	2009	Final	78
552	35	Great Refrigerator Roundup	Consumer	2009	Final	79
553	35	Great Refrigerator Roundup	Consumer	2009	Final	80
554	35	Great Refrigerator Roundup	Consumer	2009	Final	81
555	35	Great Refrigerator Roundup	Consumer	2009	Final	82
556	35	Great Refrigerator Roundup	Consumer	2009	Final	83
557	35	Great Refrigerator Roundup	Consumer	2009	Final	84
558	35	Great Refrigerator Roundup	Consumer	2009	Final	85
559	35	Great Refrigerator Roundup	Consumer	2009	Final	86
560	35	Great Refrigerator Roundup	Consumer	2009	Final	87
561	35	Great Refrigerator Roundup	Consumer	2009	Final	88
562	35	Great Refrigerator Roundup	Consumer	2009	Final	89
563	35	Great Refrigerator Roundup	Consumer	2009	Final	90
564	36	Cool Savings Rebate	Consumer	2009	Final	1
565	36	Cool Savings Rebate	Consumer	2009	Final	2
566	36	Cool Savings Rebate	Consumer	2009	Final	3
567	36	Cool Savings Rebate	Consumer	2009	Final	4
568	36	Cool Savings Rebate	Consumer	2009	Final	5
569	36	Cool Savings Rebate	Consumer	2009	Final	6
570	36	Cool Savings Rebate	Consumer	2009	Final	7
571	36	Cool Savings Rebate	Consumer	2009	Final	8
572	36	Cool Savings Rebate	Consumer	2009	Final	9
573	36	Cool Savings Rebate	Consumer	2009	Final	10
574	36	Cool Savings Rebate	Consumer	2009	Final	11
575	36	Cool Savings Rebate	Consumer	2009	Final	12
576	36	Cool Savings Rebate	Consumer	2009	Final	13
577	36	Cool Savings Rebate	Consumer	2009	Final	14
578	36	Cool Savings Rebate	Consumer	2009	Final	15



# OPA Conservation & Demand Management Programs

Measure Results at End-User Level

For: Horizon Utilities Corporation

#	Initiative Number	Initiative Name	Program Name	Program Year	Results Status	Measure Name
545	35	Great Refrigerator Roundup	Consumer	2009	Final	Upright Freezer - Energy Star Unit Replacement - Running All Time (100% of time time)
546	35	Great Refrigerator Roundup	Consumer	2009	Final	Dehumidifier - Not Replaced - Not Running (0% of the time)
547	35	Great Refrigerator Roundup	Consumer	2009	Final	Dehumidifier - Standard Efficiency Unit Replacement - Not Running (0% of the time)
548	35	Great Refrigerator Roundup	Consumer	2009	Final	Dehumidifier - Energy Star Unit Replacement - Not Running (0% of the time)
549	35	Great Refrigerator Roundup	Consumer	2009	Final	Dehumidifier - Not Replaced - Running Part Time (n/a% of the time)
550	35	Great Refrigerator Roundup	Consumer	2009	Final	Dehumidifier - Standard Efficiency Unit Replacement - Running Part Time (n/a% of the time)
551	35	Great Refrigerator Roundup	Consumer	2009	Final	Dehumidifier - Energy Star Unit Replacement - Running Part Time (n/a% of the time)
552	35	Great Refrigerator Roundup	Consumer	2009	Final	Dehumidifier - Not Replaced - Running All Time (100% of time time)
553	35	Great Refrigerator Roundup	Consumer	2009	Final	Dehumidifier - Standard Efficiency Unit Replacement - Running All Time (100% of time time)
554	35	Great Refrigerator Roundup	Consumer	2009	Final	Dehumidifier - Energy Star Unit Replacement - Running All Time (100% of time time)
555	35	Great Refrigerator Roundup	Consumer	2009	Final	Window Air Conditioner - Not Replaced - Not Running (0% of the time)
556	35	Great Refrigerator Roundup	Consumer	2009	Final	Window Air Conditioner - Standard Efficiency Unit Replacement - Not Running (0% of the time)
557	35	Great Refrigerator Roundup	Consumer	2009	Final	Window Air Conditioner - Energy Star Unit Replacement - Not Running (0% of the time)
558	35	Great Refrigerator Roundup	Consumer	2009	Final	Window Air Conditioner - Not Replaced - Running Part Time (n/a% of the time)
559	35	Great Refrigerator Roundup	Consumer	2009	Final	Window Air Conditioner - Standard Efficiency Unit Replacement - Running Part Time (n/a% of the time)
560	35	Great Refrigerator Roundup	Consumer	2009	Final	Window Air Conditioner - Energy Star Unit Replacement - Running Part Time (n/a% of the time)
561	35	Great Refrigerator Roundup	Consumer	2009	Final	Window Air Conditioner - Not Replaced - Running All Time (100% of time time)
562	35	Great Refrigerator Roundup	Consumer	2009	Final	Window Air Conditioner - Standard Efficiency Unit Replacement - Running All Time (100% of time time)
563	35	Great Refrigerator Roundup	Consumer	2009	Final	Window Air Conditioner - Energy Star Unit Replacement - Running All Time (100% of time time)
564	36	Cool Savings Rebate	Consumer	2009	Final	Energy Star® 14.5 SEER (Tier 1) Central Air Conditioner (CAC)
565	36	Cool Savings Rebate	Consumer	2009	Final	Energy Star® 14.5 SEER (Tier 1) Central Air Conditioner (CAC) with change in behaviour
566	36	Cool Savings Rebate	Consumer	2009	Final	Energy Star® 15.0 SEER (Tier 2) Central Air Conditioner (CAC)
567	36	Cool Savings Rebate	Consumer	2009	Final	Energy Star® 15.0 SEER (Tier 2) Central Air Conditioner (CAC) with change in behaviour
568	36	Cool Savings Rebate	Consumer	2009	Final	Furnace with Electronically Commutated Motor (ECM), Home constructed before 1980, AHRI Matched CAC & Full
569	36	Cool Savings Rebate	Consumer	2009	Final	Furnace with Electronically Commutated Motor (ECM), Home constructed before 1980, AHRI Matched CAC & Full
570	36	Cool Savings Rebate	Consumer	2009	Final	Furnace with Electronically Commutated Motor (ECM), Home constructed before 1980, AHRI Matched CAC & Full
571	36	Cool Savings Rebate	Consumer	2009	Final	Furnace with Electronically Commutated Motor (ECM), Home constructed before 1980, Unmatched CAC & Full
572	36	Cool Savings Rebate	Consumer	2009	Final	Furnace with Electronically Commutated Motor (ECM), Home constructed before 1980, Unmatched CAC & Full
573	36	Cool Savings Rebate	Consumer	2009	Final	Furnace with Electronically Commutated Motor (ECM), Home constructed before 1980, Unmatched CAC & Full
574	36	Cool Savings Rebate	Consumer	2009	Final	Furnace with Electronically Commutated Motor (ECM), Home constructed before 1980, Heating only, Continuous
575	36	Cool Savings Rebate	Consumer	2009	Final	Furnace with Electronically Commutated Motor (ECM), Home constructed before 1980, Heating only, Non-continuous
576	36	Cool Savings Rebate	Consumer	2009	Final	Furnace with Electronically Commutated Motor (ECM), Home constructed before 1980, Heating only, Continuous
577	36	Cool Savings Rebate	Consumer	2009	Final	Furnace with Electronically Commutated Motor (ECM), Home constructed after 1980, AHRI Matched CAC & Full
578	36	Cool Savings Rebate	Consumer	2009	Final	Furnace with Electronically Commutated Motor (ECM), Home constructed after 1980, AHRI Matched CAC & Full

OPA Conservation & Demand Management Programs

Measure Results at End-User Level

For: Horizon Utilities Corporation

#	Initiative Number	Initiative Name	Program Name	Program Year	Results Status	Unit Savings As			
						Gross Summer Peak Demand Savings (kW)	Gross Annual Energy Savings (kWh)	Gross Lifetime Energy Savings (kWh)	Net Summer Peak Demand Savings (kW)
545	35	Great Refrigerator Roundup	Consumer	2009	Final	0.102	736	2,943	0.053
546	35	Great Refrigerator Roundup	Consumer	2009	Final	0.000	0	0	0.000
547	35	Great Refrigerator Roundup	Consumer	2009	Final	0.000	0	0	0.000
548	35	Great Refrigerator Roundup	Consumer	2009	Final	0.000	0	0	0.000
549	35	Great Refrigerator Roundup	Consumer	2009	Final	0.000	0	0	0.000
550	35	Great Refrigerator Roundup	Consumer	2009	Final	0.000	0	0	0.000
551	35	Great Refrigerator Roundup	Consumer	2009	Final	0.000	0	0	0.000
552	35	Great Refrigerator Roundup	Consumer	2009	Final	0.972	960	3,842	0.350
553	35	Great Refrigerator Roundup	Consumer	2009	Final	0.547	540	2,162	0.197
554	35	Great Refrigerator Roundup	Consumer	2009	Final	0.468	463	1,851	0.169
555	35	Great Refrigerator Roundup	Consumer	2009	Final	0.000	0	0	0.000
556	35	Great Refrigerator Roundup	Consumer	2009	Final	0.000	0	0	0.000
557	35	Great Refrigerator Roundup	Consumer	2009	Final	0.000	0	0	0.000
558	35	Great Refrigerator Roundup	Consumer	2009	Final	0.000	0	0	0.000
559	35	Great Refrigerator Roundup	Consumer	2009	Final	0.000	0	0	0.000
560	35	Great Refrigerator Roundup	Consumer	2009	Final	0.000	0	0	0.000
561	35	Great Refrigerator Roundup	Consumer	2009	Final	0.375	371	1,112	0.133
562	35	Great Refrigerator Roundup	Consumer	2009	Final	0.119	118	353	0.042
563	35	Great Refrigerator Roundup	Consumer	2009	Final	0.142	141	422	0.051
564	36	Cool Savings Rebate	Consumer	2009	Final	0.123	113	2,028	0.071
565	36	Cool Savings Rebate	Consumer	2009	Final	0.346	317	5,704	0.200
566	36	Cool Savings Rebate	Consumer	2009	Final	0.193	177	3,182	0.112
567	36	Cool Savings Rebate	Consumer	2009	Final	0.400	366	6,593	0.231
568	36	Cool Savings Rebate	Consumer	2009	Final	1.658	2,773	52,696	0.658
569	36	Cool Savings Rebate	Consumer	2009	Final	0.183	324	6,159	0.073
570	36	Cool Savings Rebate	Consumer	2009	Final	0.054	91	1,730	0.022
571	36	Cool Savings Rebate	Consumer	2009	Final	1.687	2,823	53,628	0.670
572	36	Cool Savings Rebate	Consumer	2009	Final	0.211	373	7,091	0.084
573	36	Cool Savings Rebate	Consumer	2009	Final	0.084	140	2,661	0.033
574	36	Cool Savings Rebate	Consumer	2009	Final	0.837	1,535	29,162	0.332
575	36	Cool Savings Rebate	Consumer	2009	Final	0.177	324	6,159	0.070
576	36	Cool Savings Rebate	Consumer	2009	Final	0.105	192	3,650	0.042
577	36	Cool Savings Rebate	Consumer	2009	Final	1.714	2,867	54,464	0.681
578	36	Cool Savings Rebate	Consumer	2009	Final	0.117	207	3,935	0.046

# OPA Conservation & Demand Management Programs

Measure Results at End-User Level

For: Horizon Utilities Corporation

#	Initiative Number	Initiative Name	Program Name	Program Year	Results Status	Assumptions				Activity Results (#)
						Net Annual Energy Savings (kWh)	Net Lifetime Energy Savings (kWh)	Aggregate Net-to-Gross Adjustment (%)	Effective Useful Life (EUL)	
545	35	Great Refrigerator Roundup	Consumer	2009	Final	381	1,524	51.8	4.0	70.020
546	35	Great Refrigerator Roundup	Consumer	2009	Final	0	0	36.0	4.0	0.000
547	35	Great Refrigerator Roundup	Consumer	2009	Final	0	0	36.0	4.0	0.000
548	35	Great Refrigerator Roundup	Consumer	2009	Final	0	0	36.0	4.0	0.000
549	35	Great Refrigerator Roundup	Consumer	2009	Final	0	0	36.0	4.0	0.000
550	35	Great Refrigerator Roundup	Consumer	2009	Final	0	0	36.0	4.0	0.000
551	35	Great Refrigerator Roundup	Consumer	2009	Final	0	0	36.0	4.0	0.000
552	35	Great Refrigerator Roundup	Consumer	2009	Final	346	1,383	36.0	4.0	21.189
553	35	Great Refrigerator Roundup	Consumer	2009	Final	195	778	36.0	4.0	11.771
554	35	Great Refrigerator Roundup	Consumer	2009	Final	167	666	36.0	4.0	35.314
555	35	Great Refrigerator Roundup	Consumer	2009	Final	0	0	35.6	3.0	0.000
556	35	Great Refrigerator Roundup	Consumer	2009	Final	0	0	35.6	3.0	0.000
557	35	Great Refrigerator Roundup	Consumer	2009	Final	0	0	35.6	3.0	0.000
558	35	Great Refrigerator Roundup	Consumer	2009	Final	0	0	35.6	3.0	0.000
559	35	Great Refrigerator Roundup	Consumer	2009	Final	0	0	35.6	3.0	0.000
560	35	Great Refrigerator Roundup	Consumer	2009	Final	0	0	35.6	3.0	0.000
561	35	Great Refrigerator Roundup	Consumer	2009	Final	132	395	35.6	3.0	63.539
562	35	Great Refrigerator Roundup	Consumer	2009	Final	42	125	35.6	3.0	8.288
563	35	Great Refrigerator Roundup	Consumer	2009	Final	50	150	35.6	3.0	30.388
564	36	Cool Savings Rebate	Consumer	2009	Final	65	1,172	57.8	18.0	394.983
565	36	Cool Savings Rebate	Consumer	2009	Final	183	3,295	57.8	18.0	61.635
566	36	Cool Savings Rebate	Consumer	2009	Final	102	1,838	57.8	18.0	1,037.841
567	36	Cool Savings Rebate	Consumer	2009	Final	212	3,808	57.8	18.0	161.959
568	36	Cool Savings Rebate	Consumer	2009	Final	1,101	20,924	39.7	19.0	88.143
569	36	Cool Savings Rebate	Consumer	2009	Final	129	2,446	39.7	19.0	362.162
570	36	Cool Savings Rebate	Consumer	2009	Final	36	687	39.7	19.0	28.733
571	36	Cool Savings Rebate	Consumer	2009	Final	1,121	21,294	39.7	19.0	155.565
572	36	Cool Savings Rebate	Consumer	2009	Final	148	2,816	39.7	19.0	639.216
573	36	Cool Savings Rebate	Consumer	2009	Final	56	1,057	39.7	19.0	50.749
574	36	Cool Savings Rebate	Consumer	2009	Final	609	11,579	39.7	19.0	25.496
575	36	Cool Savings Rebate	Consumer	2009	Final	129	2,446	39.7	19.0	104.735
576	36	Cool Savings Rebate	Consumer	2009	Final	76	1,449	39.7	19.0	8.296
577	36	Cool Savings Rebate	Consumer	2009	Final	1,138	21,626	39.7	19.0	103.481
578	36	Cool Savings Rebate	Consumer	2009	Final	82	1,563	39.7	19.0	425.132

# OPA Conservation & Demand Management Programs

Measure Results at End-User Level

For: Horizon Utilities Corporation

#	Initiative Number	Initiative Name	Program Name	Program Year	Results Status	LDC Specific Results					
						Gross Summer Peak Demand Savings (kW)	Gross Annual Energy Savings (kWh)	Gross Lifetime Energy Savings (kWh)	Net Summer Peak Demand Savings (kW)	Net Annual Energy Savings (kWh)	Net Lifetime Energy Savings (kWh)
545	35	Great Refrigerator Roundup	Consumer	2009	Final	7.17	51,514	206,056	3.71	26,677	106,707
546	35	Great Refrigerator Roundup	Consumer	2009	Final	0.00	0	0	0.00	0	0
547	35	Great Refrigerator Roundup	Consumer	2009	Final	0.00	0	0	0.00	0	0
548	35	Great Refrigerator Roundup	Consumer	2009	Final	0.00	0	0	0.00	0	0
549	35	Great Refrigerator Roundup	Consumer	2009	Final	0.00	0	0	0.00	0	0
550	35	Great Refrigerator Roundup	Consumer	2009	Final	0.00	0	0	0.00	0	0
551	35	Great Refrigerator Roundup	Consumer	2009	Final	0.00	0	0	0.00	0	0
552	35	Great Refrigerator Roundup	Consumer	2009	Final	20.60	20,351	81,404	7.42	7,326	29,305
553	35	Great Refrigerator Roundup	Consumer	2009	Final	6.44	6,361	25,446	2.32	2,290	9,160
554	35	Great Refrigerator Roundup	Consumer	2009	Final	16.54	16,339	65,358	5.95	5,882	23,529
555	35	Great Refrigerator Roundup	Consumer	2009	Final	0.00	0	0	0.00	0	0
556	35	Great Refrigerator Roundup	Consumer	2009	Final	0.00	0	0	0.00	0	0
557	35	Great Refrigerator Roundup	Consumer	2009	Final	0.00	0	0	0.00	0	0
558	35	Great Refrigerator Roundup	Consumer	2009	Final	0.00	0	0	0.00	0	0
559	35	Great Refrigerator Roundup	Consumer	2009	Final	0.00	0	0	0.00	0	0
560	35	Great Refrigerator Roundup	Consumer	2009	Final	0.00	0	0	0.00	0	0
561	35	Great Refrigerator Roundup	Consumer	2009	Final	23.84	23,549	70,648	8.48	8,375	25,126
562	35	Great Refrigerator Roundup	Consumer	2009	Final	0.99	975	2,924	0.35	347	1,040
563	35	Great Refrigerator Roundup	Consumer	2009	Final	4.33	4,273	12,819	1.54	1,520	4,559
564	36	Cool Savings Rebate	Consumer	2009	Final	48.66	44,510	801,179	28.11	25,712	462,816
565	36	Cool Savings Rebate	Consumer	2009	Final	21.35	19,532	351,571	12.34	11,283	203,092
566	36	Cool Savings Rebate	Consumer	2009	Final	200.60	183,479	3,302,616	115.88	105,990	1,907,818
567	36	Cool Savings Rebate	Consumer	2009	Final	64.85	59,318	1,067,717	37.46	34,266	616,787
568	36	Cool Savings Rebate	Consumer	2009	Final	146.16	244,462	4,644,784	58.04	97,070	1,844,337
569	36	Cool Savings Rebate	Consumer	2009	Final	66.24	117,403	2,230,663	26.30	46,618	885,745
570	36	Cool Savings Rebate	Consumer	2009	Final	1.56	2,616	49,707	0.62	1,039	19,737
571	36	Cool Savings Rebate	Consumer	2009	Final	262.51	439,084	8,342,590	104.24	174,350	3,312,651
572	36	Cool Savings Rebate	Consumer	2009	Final	134.59	238,555	4,532,553	53.44	94,725	1,799,773
573	36	Cool Savings Rebate	Consumer	2009	Final	4.25	7,109	135,064	1.69	2,823	53,631
574	36	Cool Savings Rebate	Consumer	2009	Final	21.34	39,132	743,499	8.47	15,538	295,226
575	36	Cool Savings Rebate	Consumer	2009	Final	18.51	33,952	645,095	7.35	13,482	256,152
576	36	Cool Savings Rebate	Consumer	2009	Final	0.87	1,594	30,281	0.35	633	12,024
577	36	Cool Savings Rebate	Consumer	2009	Final	177.35	296,631	5,635,985	70.42	117,785	2,237,920
578	36	Cool Savings Rebate	Consumer	2009	Final	49.68	88,050	1,672,942	19.73	34,962	664,287

# OPA Conservation & Demand Management Programs

Measure Results at End-User Level

For: Horizon Utilities Corporation

#	Initiative Number	Initiative Name	Program Name	Program Year	Results Status	#
579	36	Cool Savings Rebate	Consumer	2009	Final	16
580	36	Cool Savings Rebate	Consumer	2009	Final	17
581	36	Cool Savings Rebate	Consumer	2009	Final	18
582	36	Cool Savings Rebate	Consumer	2009	Final	19
583	36	Cool Savings Rebate	Consumer	2009	Final	20
584	36	Cool Savings Rebate	Consumer	2009	Final	21
585	36	Cool Savings Rebate	Consumer	2009	Final	22
586	36	Cool Savings Rebate	Consumer	2009	Final	23
587	36	Cool Savings Rebate	Consumer	2009	Final	24
588	36	Cool Savings Rebate	Consumer	2009	Final	25
589	36	Cool Savings Rebate	Consumer	2009	Final	26
590	36	Cool Savings Rebate	Consumer	2009	Final	27
591	36	Cool Savings Rebate	Consumer	2009	Final	28
592	36	Cool Savings Rebate	Consumer	2009	Final	29
593	36	Cool Savings Rebate	Consumer	2009	Final	30
594	36	Cool Savings Rebate	Consumer	2009	Final	31
595	36	Cool Savings Rebate	Consumer	2009	Final	32
596	36	Cool Savings Rebate	Consumer	2009	Final	33
597	37	Every Kilowatt Counts Power Savings Event	Consumer	2009	Final	1
598	37	Every Kilowatt Counts Power Savings Event	Consumer	2009	Final	2
599	37	Every Kilowatt Counts Power Savings Event	Consumer	2009	Final	3
600	37	Every Kilowatt Counts Power Savings Event	Consumer	2009	Final	4
601	37	Every Kilowatt Counts Power Savings Event	Consumer	2009	Final	5
602	37	Every Kilowatt Counts Power Savings Event	Consumer	2009	Final	6
603	37	Every Kilowatt Counts Power Savings Event	Consumer	2009	Final	7
604	37	Every Kilowatt Counts Power Savings Event	Consumer	2009	Final	8
605	37	Every Kilowatt Counts Power Savings Event	Consumer	2009	Final	9
606	37	Every Kilowatt Counts Power Savings Event	Consumer	2009	Final	10
607	37	Every Kilowatt Counts Power Savings Event	Consumer	2009	Final	11
608	37	Every Kilowatt Counts Power Savings Event	Consumer	2009	Final	12
609	37	Every Kilowatt Counts Power Savings Event	Consumer	2009	Final	13
610	37	Every Kilowatt Counts Power Savings Event	Consumer	2009	Final	14
611	37	Every Kilowatt Counts Power Savings Event	Consumer	2009	Final	15
612	37	Every Kilowatt Counts Power Savings Event	Consumer	2009	Final	16

# OPA Conservation & Demand Management Programs

Measure Results at End-User Level

For: Horizon Utilities Corporation

#	Initiative Number	Initiative Name	Program Name	Program Year	Results Status	Measure Name
579	36	Cool Savings Rebate	Consumer	2009	Final	Furnace with Electronically Commutated Motor (ECM), Home constructed after 1980, AHRI Matched CAC & Full
580	36	Cool Savings Rebate	Consumer	2009	Final	Furnace with Electronically Commutated Motor (ECM), Home constructed after 1980, Unmatched CAC & Furna
581	36	Cool Savings Rebate	Consumer	2009	Final	Furnace with Electronically Commutated Motor (ECM), Home constructed after 1980, Unmatched CAC & Furna
582	36	Cool Savings Rebate	Consumer	2009	Final	Furnace with Electronically Commutated Motor (ECM), Home constructed after 1980, Unmatched CAC & Furna
583	36	Cool Savings Rebate	Consumer	2009	Final	Furnace with Electronically Commutated Motor (ECM), Home constructed after 1980, Heating only, Continuous
584	36	Cool Savings Rebate	Consumer	2009	Final	Furnace with Electronically Commutated Motor (ECM), Home constructed after 1980, Heating only, Non-contin
585	36	Cool Savings Rebate	Consumer	2009	Final	Furnace with Electronically Commutated Motor (ECM), Home constructed after 1980, Heating only, Continuous
586	36	Cool Savings Rebate	Consumer	2009	Final	Programmable Thermostat - Central Air Conditioning (CAC) & Gas heating
587	36	Cool Savings Rebate	Consumer	2009	Final	Programmable Thermostat - Energy Star® Central Air Conditioning (CAC) & Gas Heating
588	36	Cool Savings Rebate	Consumer	2009	Final	Programmable Thermostat - Gas Heating only
589	36	Cool Savings Rebate	Consumer	2009	Final	Participant Spillover - Lighting
590	36	Cool Savings Rebate	Consumer	2009	Final	Participant Spillover - Cooling or Heating
591	36	Cool Savings Rebate	Consumer	2009	Final	Participant Spillover - Water heating
592	36	Cool Savings Rebate	Consumer	2009	Final	Participant Spillover - Appliances
593	36	Cool Savings Rebate	Consumer	2009	Final	Participant Spillover - Insulation of other weatherization
594	36	Cool Savings Rebate	Consumer	2009	Final	Participant Spillover - Windows
595	36	Cool Savings Rebate	Consumer	2009	Final	Participant Spillover - Roof products
596	36	Cool Savings Rebate	Consumer	2009	Final	Participant Spillover - Other products
597	37	Every Kilowatt Counts Power Savings Event	Consumer	2009	Final	Energy Star Qualified Compact Fluorescent - Spring Campaign - Participant Rebated
598	37	Every Kilowatt Counts Power Savings Event	Consumer	2009	Final	ENERGY STAR Decorative CFLs - Spring Campaign - Participant Rebated
599	37	Every Kilowatt Counts Power Savings Event	Consumer	2009	Final	ENERGY STAR Fixtures - Spring Campaign - Participant Rebated
600	37	Every Kilowatt Counts Power Savings Event	Consumer	2009	Final	ENERGY STAR Ceiling Fans - Spring Campaign - Participant Rebated
601	37	Every Kilowatt Counts Power Savings Event	Consumer	2009	Final	Heavy Duty Pool and Spa Timers - Spring Campaign - Participant Rebated
602	37	Every Kilowatt Counts Power Savings Event	Consumer	2009	Final	Clotheslines - Spring Campaign - Participant Rebated
603	37	Every Kilowatt Counts Power Savings Event	Consumer	2009	Final	Pipe Wrap - Spring Campaign - Participant Rebated
604	37	Every Kilowatt Counts Power Savings Event	Consumer	2009	Final	Water Blanket - Spring Campaign - Participant Rebated
605	37	Every Kilowatt Counts Power Savings Event	Consumer	2009	Final	Window Film - Spring Campaign - Participant Rebated
606	37	Every Kilowatt Counts Power Savings Event	Consumer	2009	Final	Energy Star Qualified Window Air Conditioner - Spring Campaign - Participant Promoted
607	37	Every Kilowatt Counts Power Savings Event	Consumer	2009	Final	Energy Star Qualified Dehumidifiers - Spring Campaign - Participant Promoted
608	37	Every Kilowatt Counts Power Savings Event	Consumer	2009	Final	Programmable Thermostat - Spring Campaign - Participant Promoted
609	37	Every Kilowatt Counts Power Savings Event	Consumer	2009	Final	Solar Power Products - Spring Campaign - Participant Promoted
610	37	Every Kilowatt Counts Power Savings Event	Consumer	2009	Final	Control Products - Spring Campaign - Participant Promoted
611	37	Every Kilowatt Counts Power Savings Event	Consumer	2009	Final	Window Blinds and Awnings - Spring Campaign - Participant Promoted
612	37	Every Kilowatt Counts Power Savings Event	Consumer	2009	Final	Reduce power to electronics (Behavioural) - Spring Campaign - Participant Spillover



OPA Conservation & Demand Management Programs

Measure Results at End-User Level

For: Horizon Utilities Corporation

#	Initiative Number	Initiative Name	Program Name	Program Year	Results Status	Unit Savings As			
						Gross Summer Peak Demand Savings (kW)	Gross Annual Energy Savings (kWh)	Gross Lifetime Energy Savings (kWh)	Net Summer Peak Demand Savings (kW)
579	36	Cool Savings Rebate	Consumer	2009	Final	-0.029	-49	-931	-0.012
580	36	Cool Savings Rebate	Consumer	2009	Final	1.750	2,927	55,605	0.695
581	36	Cool Savings Rebate	Consumer	2009	Final	0.151	267	5,076	0.060
582	36	Cool Savings Rebate	Consumer	2009	Final	0.007	11	209	0.003
583	36	Cool Savings Rebate	Consumer	2009	Final	0.856	1,570	29,827	0.340
584	36	Cool Savings Rebate	Consumer	2009	Final	0.113	207	3,935	0.045
585	36	Cool Savings Rebate	Consumer	2009	Final	0.041	76	1,445	0.016
586	36	Cool Savings Rebate	Consumer	2009	Final	0.026	30	452	0.010
587	36	Cool Savings Rebate	Consumer	2009	Final	0.022	26	385	0.009
588	36	Cool Savings Rebate	Consumer	2009	Final	0.000	9	140	0.000
589	36	Cool Savings Rebate	Consumer	2009	Final	0.001	40	200	0.001
590	36	Cool Savings Rebate	Consumer	2009	Final	0.087	100	300	0.087
591	36	Cool Savings Rebate	Consumer	2009	Final	0.011	141	1,411	0.011
592	36	Cool Savings Rebate	Consumer	2009	Final	0.008	76	304	0.008
593	36	Cool Savings Rebate	Consumer	2009	Final	0.029	75	750	0.029
594	36	Cool Savings Rebate	Consumer	2009	Final	0.085	100	1,001	0.085
595	36	Cool Savings Rebate	Consumer	2009	Final	0.004	50	750	0.004
596	36	Cool Savings Rebate	Consumer	2009	Final	0.004	50	250	0.004
597	37	Every Kilowatt Counts Power Savings Event	Consumer	2009	Final	0.001	23	185	0.000
598	37	Every Kilowatt Counts Power Savings Event	Consumer	2009	Final	0.001	26	155	0.001
599	37	Every Kilowatt Counts Power Savings Event	Consumer	2009	Final	0.004	116	1,852	0.002
600	37	Every Kilowatt Counts Power Savings Event	Consumer	2009	Final	0.002	71	715	0.002
601	37	Every Kilowatt Counts Power Savings Event	Consumer	2009	Final	0.060	454	4,541	0.045
602	37	Every Kilowatt Counts Power Savings Event	Consumer	2009	Final	0.009	77	773	0.005
603	37	Every Kilowatt Counts Power Savings Event	Consumer	2009	Final	0.001	8	48	0.000
604	37	Every Kilowatt Counts Power Savings Event	Consumer	2009	Final	0.004	52	525	0.003
605	37	Every Kilowatt Counts Power Savings Event	Consumer	2009	Final	0.000	0	0	0.000
606	37	Every Kilowatt Counts Power Savings Event	Consumer	2009	Final	0.098	96	1,157	0.065
607	37	Every Kilowatt Counts Power Savings Event	Consumer	2009	Final	0.025	284	3,408	0.017
608	37	Every Kilowatt Counts Power Savings Event	Consumer	2009	Final	0.050	138	2,067	0.023
609	37	Every Kilowatt Counts Power Savings Event	Consumer	2009	Final	0.000	5	24	0.000
610	37	Every Kilowatt Counts Power Savings Event	Consumer	2009	Final	0.001	72	722	0.001
611	37	Every Kilowatt Counts Power Savings Event	Consumer	2009	Final	0.000	0	0	0.000
612	37	Every Kilowatt Counts Power Savings Event	Consumer	2009	Final	0.002	21	21	0.000

# OPA Conservation & Demand Management Programs

Measure Results at End-User Level

For: Horizon Utilities Corporation

#	Initiative Number	Initiative Name	Program Name	Program Year	Results Status	Assumptions				Activity Results (#)
						Net Annual Energy Savings (kWh)	Net Lifetime Energy Savings (kWh)	Aggregate Net-to-Gross Adjustment (%)	Effective Useful Life (EUL)	
579	36	Cool Savings Rebate	Consumer	2009	Final	-19	-370	39.7	19.0	33.752
580	36	Cool Savings Rebate	Consumer	2009	Final	1,162	22,079	39.7	19.0	182.639
581	36	Cool Savings Rebate	Consumer	2009	Final	106	2,015	39.7	19.0	750.386
582	36	Cool Savings Rebate	Consumer	2009	Final	4	83	39.7	19.0	59.571
583	36	Cool Savings Rebate	Consumer	2009	Final	623	11,844	39.7	19.0	29.947
584	36	Cool Savings Rebate	Consumer	2009	Final	82	1,563	39.7	19.0	122.946
585	36	Cool Savings Rebate	Consumer	2009	Final	30	574	39.7	19.0	9.753
586	36	Cool Savings Rebate	Consumer	2009	Final	12	177	39.2	15.0	824.688
587	36	Cool Savings Rebate	Consumer	2009	Final	10	151	39.2	15.0	1,105.304
588	36	Cool Savings Rebate	Consumer	2009	Final	4	55	39.2	15.0	235.654
589	36	Cool Savings Rebate	Consumer	2009	Final	40	200	100.0	5.0	114.289
590	36	Cool Savings Rebate	Consumer	2009	Final	100	300	100.0	3.0	41.351
591	36	Cool Savings Rebate	Consumer	2009	Final	141	1,411	100.0	10.0	55.945
592	36	Cool Savings Rebate	Consumer	2009	Final	76	304	100.0	4.0	78.385
593	36	Cool Savings Rebate	Consumer	2009	Final	75	750	100.0	10.0	115.672
594	36	Cool Savings Rebate	Consumer	2009	Final	100	1,001	100.0	10.0	90.310
595	36	Cool Savings Rebate	Consumer	2009	Final	50	750	100.0	15.0	43.705
596	36	Cool Savings Rebate	Consumer	2009	Final	50	250	100.0	5.0	48.500
597	37	Every Kilowatt Counts Power Savings Event	Consumer	2009	Final	16	127	68.7	8.0	4,351.263
598	37	Every Kilowatt Counts Power Savings Event	Consumer	2009	Final	20	119	77.0	6.0	10,318.602
599	37	Every Kilowatt Counts Power Savings Event	Consumer	2009	Final	61	983	53.1	16.0	839.824
600	37	Every Kilowatt Counts Power Savings Event	Consumer	2009	Final	55	546	76.4	10.0	361.352
601	37	Every Kilowatt Counts Power Savings Event	Consumer	2009	Final	344	3,435	75.7	10.0	136.666
602	37	Every Kilowatt Counts Power Savings Event	Consumer	2009	Final	43	428	55.4	10.0	349.009
603	37	Every Kilowatt Counts Power Savings Event	Consumer	2009	Final	6	38	78.2	6.0	287.657
604	37	Every Kilowatt Counts Power Savings Event	Consumer	2009	Final	42	422	80.3	10.0	38.001
605	37	Every Kilowatt Counts Power Savings Event	Consumer	2009	Final	0	0	48.9	0.0	99.393
606	37	Every Kilowatt Counts Power Savings Event	Consumer	2009	Final	65	775	67.0	12.0	357.764
607	37	Every Kilowatt Counts Power Savings Event	Consumer	2009	Final	193	2,321	68.1	12.0	339.213
608	37	Every Kilowatt Counts Power Savings Event	Consumer	2009	Final	62	936	45.3	15.0	832.131
609	37	Every Kilowatt Counts Power Savings Event	Consumer	2009	Final	3	14	60.4	5.0	2,173.082
610	37	Every Kilowatt Counts Power Savings Event	Consumer	2009	Final	39	385	53.4	10.0	1,081.241
611	37	Every Kilowatt Counts Power Savings Event	Consumer	2009	Final	0	0	28.5	0.0	1,123.643
612	37	Every Kilowatt Counts Power Savings Event	Consumer	2009	Final	3	3	15.0	1.0	453.167

# OPA Conservation & Demand Management Programs

Measure Results at End-User Level

For: Horizon Utilities Corporation

#	Initiative Number	Initiative Name	Program Name	Program Year	Results Status	LDC Specific Results					
						Gross Summer Peak Demand Savings (kW)	Gross Annual Energy Savings (kWh)	Gross Lifetime Energy Savings (kWh)	Net Summer Peak Demand Savings (kW)	Net Annual Energy Savings (kWh)	Net Lifetime Energy Savings (kWh)
579	36	Cool Savings Rebate	Consumer	2009	Final	-0.99	-1,655	-31,440	-0.39	-657	-12,484
580	36	Cool Savings Rebate	Consumer	2009	Final	319.56	534,505	10,155,601	126.89	212,240	4,032,556
581	36	Cool Savings Rebate	Consumer	2009	Final	113.10	200,460	3,808,748	44.91	79,598	1,512,366
582	36	Cool Savings Rebate	Consumer	2009	Final	0.39	656	12,457	0.16	260	4,946
583	36	Cool Savings Rebate	Consumer	2009	Final	25.63	47,013	893,242	10.18	18,668	354,686
584	36	Cool Savings Rebate	Consumer	2009	Final	13.88	25,464	483,807	5.51	10,111	192,109
585	36	Cool Savings Rebate	Consumer	2009	Final	0.40	742	14,091	0.16	294	5,595
586	36	Cool Savings Rebate	Consumer	2009	Final	21.49	24,823	372,350	8.42	9,730	145,943
587	36	Cool Savings Rebate	Consumer	2009	Final	24.55	28,354	425,317	9.62	11,114	166,703
588	36	Cool Savings Rebate	Consumer	2009	Final	0.00	2,203	33,051	0.00	864	12,954
589	36	Cool Savings Rebate	Consumer	2009	Final	0.14	4,574	22,870	0.14	4,574	22,870
590	36	Cool Savings Rebate	Consumer	2009	Final	3.58	4,137	12,412	3.58	4,137	12,412
591	36	Cool Savings Rebate	Consumer	2009	Final	0.61	7,892	78,925	0.61	7,892	78,925
592	36	Cool Savings Rebate	Consumer	2009	Final	0.59	5,950	23,799	0.59	5,950	23,799
593	36	Cool Savings Rebate	Consumer	2009	Final	3.30	8,680	86,801	3.30	8,680	86,801
594	36	Cool Savings Rebate	Consumer	2009	Final	7.70	9,036	90,358	7.70	9,036	90,358
595	36	Cool Savings Rebate	Consumer	2009	Final	0.19	2,186	32,796	0.19	2,186	32,796
596	36	Cool Savings Rebate	Consumer	2009	Final	0.21	2,426	12,132	0.21	2,426	12,132
597	37	Every Kilowatt Counts Power Savings Event	Consumer	2009	Final	3.13	100,805	806,441	2.15	69,282	554,260
598	37	Every Kilowatt Counts Power Savings Event	Consumer	2009	Final	8.28	266,625	1,599,748	6.38	205,420	1,232,521
599	37	Every Kilowatt Counts Power Savings Event	Consumer	2009	Final	3.02	97,213	1,555,411	1.60	51,616	825,849
600	37	Every Kilowatt Counts Power Savings Event	Consumer	2009	Final	0.80	25,833	258,335	0.61	19,747	197,472
601	37	Every Kilowatt Counts Power Savings Event	Consumer	2009	Final	8.21	62,056	620,564	6.21	46,947	469,470
602	37	Every Kilowatt Counts Power Savings Event	Consumer	2009	Final	3.01	26,968	269,682	1.67	14,929	149,288
603	37	Every Kilowatt Counts Power Savings Event	Consumer	2009	Final	0.18	2,322	13,932	0.14	1,816	10,899
604	37	Every Kilowatt Counts Power Savings Event	Consumer	2009	Final	0.15	1,994	19,940	0.12	1,602	16,019
605	37	Every Kilowatt Counts Power Savings Event	Consumer	2009	Final	0.00	0	0	0.00	0	0
606	37	Every Kilowatt Counts Power Savings Event	Consumer	2009	Final	34.92	34,488	413,861	23.41	23,119	277,423
607	37	Every Kilowatt Counts Power Savings Event	Consumer	2009	Final	8.35	96,336	1,156,037	5.69	65,601	787,206
608	37	Every Kilowatt Counts Power Savings Event	Consumer	2009	Final	41.76	114,666	1,719,988	18.91	51,937	779,053
609	37	Every Kilowatt Counts Power Savings Event	Consumer	2009	Final	0.00	10,431	52,154	0.00	6,300	31,502
610	37	Every Kilowatt Counts Power Savings Event	Consumer	2009	Final	1.56	78,066	780,656	0.83	41,654	416,544
611	37	Every Kilowatt Counts Power Savings Event	Consumer	2009	Final	0.00	0	0	0.00	0	0
612	37	Every Kilowatt Counts Power Savings Event	Consumer	2009	Final	0.84	9,649	9,649	0.13	1,445	1,445

# OPA Conservation & Demand Management Programs

Measure Results at End-User Level

For: Horizon Utilities Corporation

#	Initiative Number	Initiative Name	Program Name	Program Year	Results Status	#
613	37	Every Kilowatt Counts Power Savings Event	Consumer	2009	Final	17
614	37	Every Kilowatt Counts Power Savings Event	Consumer	2009	Final	18
615	37	Every Kilowatt Counts Power Savings Event	Consumer	2009	Final	19
616	37	Every Kilowatt Counts Power Savings Event	Consumer	2009	Final	20
617	37	Every Kilowatt Counts Power Savings Event	Consumer	2009	Final	21
618	37	Every Kilowatt Counts Power Savings Event	Consumer	2009	Final	22
619	37	Every Kilowatt Counts Power Savings Event	Consumer	2009	Final	23
620	37	Every Kilowatt Counts Power Savings Event	Consumer	2009	Final	24
621	37	Every Kilowatt Counts Power Savings Event	Consumer	2009	Final	25
622	37	Every Kilowatt Counts Power Savings Event	Consumer	2009	Final	26
623	37	Every Kilowatt Counts Power Savings Event	Consumer	2009	Final	27
624	37	Every Kilowatt Counts Power Savings Event	Consumer	2009	Final	28
625	37	Every Kilowatt Counts Power Savings Event	Consumer	2009	Final	29
626	37	Every Kilowatt Counts Power Savings Event	Consumer	2009	Final	30
627	37	Every Kilowatt Counts Power Savings Event	Consumer	2009	Final	31
628	37	Every Kilowatt Counts Power Savings Event	Consumer	2009	Final	32
629	37	Every Kilowatt Counts Power Savings Event	Consumer	2009	Final	33
630	37	Every Kilowatt Counts Power Savings Event	Consumer	2009	Final	34
631	37	Every Kilowatt Counts Power Savings Event	Consumer	2009	Final	35
632	37	Every Kilowatt Counts Power Savings Event	Consumer	2009	Final	36
633	37	Every Kilowatt Counts Power Savings Event	Consumer	2009	Final	37
634	37	Every Kilowatt Counts Power Savings Event	Consumer	2009	Final	38
635	37	Every Kilowatt Counts Power Savings Event	Consumer	2009	Final	39
636	37	Every Kilowatt Counts Power Savings Event	Consumer	2009	Final	40
637	37	Every Kilowatt Counts Power Savings Event	Consumer	2009	Final	41
638	37	Every Kilowatt Counts Power Savings Event	Consumer	2009	Final	42
639	37	Every Kilowatt Counts Power Savings Event	Consumer	2009	Final	43
640	37	Every Kilowatt Counts Power Savings Event	Consumer	2009	Final	44
641	37	Every Kilowatt Counts Power Savings Event	Consumer	2009	Final	45
642	37	Every Kilowatt Counts Power Savings Event	Consumer	2009	Final	46
643	37	Every Kilowatt Counts Power Savings Event	Consumer	2009	Final	47
644	37	Every Kilowatt Counts Power Savings Event	Consumer	2009	Final	48
645	37	Every Kilowatt Counts Power Savings Event	Consumer	2009	Final	49
646	37	Every Kilowatt Counts Power Savings Event	Consumer	2009	Final	50

# OPA Conservation & Demand Management Programs

Measure Results at End-User Level

For: Horizon Utilities Corporation

#	Initiative Number	Initiative Name	Program Name	Program Year	Results Status	Measure Name
613	37	Every Kilowatt Counts Power Savings Event	Consumer	2009	Final	Installed CFLs - Spring Campaign - Participant Spillover
614	37	Every Kilowatt Counts Power Savings Event	Consumer	2009	Final	Washed in Cold Laundry (Behavioural) - Spring Campaign - Participant Spillover
615	37	Every Kilowatt Counts Power Savings Event	Consumer	2009	Final	Turned off/Reduced lights (Behavioural) - Spring Campaign - Participant Spillover
616	37	Every Kilowatt Counts Power Savings Event	Consumer	2009	Final	Dried clothes outside or on rack (Behavioural) - Spring Campaign - Participant Spillover
617	37	Every Kilowatt Counts Power Savings Event	Consumer	2009	Final	Installed a new energy efficient appliance - Refrigerator - Spring Campaign - Participant Spillover
618	37	Every Kilowatt Counts Power Savings Event	Consumer	2009	Final	Unplugged devices usually left plugged in (Behavioural) - Spring Campaign - Participant Spillover
619	37	Every Kilowatt Counts Power Savings Event	Consumer	2009	Final	Installed a new energy efficient appliance - Clothes washing machine - Spring Campaign - Participant Spillover
620	37	Every Kilowatt Counts Power Savings Event	Consumer	2009	Final	Added ceiling/attic/wall/basement insulation - Spring Campaign - Participant Spillover
621	37	Every Kilowatt Counts Power Savings Event	Consumer	2009	Final	Installed Programmable Thermostat - Spring Campaign - Participant Spillover
622	37	Every Kilowatt Counts Power Savings Event	Consumer	2009	Final	Energy Star Qualified Compact Fluorescent - Spring Campaign - Non-Participant Rebated
623	37	Every Kilowatt Counts Power Savings Event	Consumer	2009	Final	ENERGY STAR Decorative CFLs - Spring Campaign - Non-Participant Rebated
624	37	Every Kilowatt Counts Power Savings Event	Consumer	2009	Final	ENERGY STAR Fixtures - Spring Campaign - Non-Participant Rebated
625	37	Every Kilowatt Counts Power Savings Event	Consumer	2009	Final	ENERGY STAR Ceiling Fans - Spring Campaign - Non-Participant Rebated
626	37	Every Kilowatt Counts Power Savings Event	Consumer	2009	Final	Heavy Duty Pool and Spa Timers - Spring Campaign - Non-Participant Rebated
627	37	Every Kilowatt Counts Power Savings Event	Consumer	2009	Final	Clotheslines - Spring Campaign - Non-Participant Rebated
628	37	Every Kilowatt Counts Power Savings Event	Consumer	2009	Final	Pipe Wrap - Spring Campaign - Non-Participant Rebated
629	37	Every Kilowatt Counts Power Savings Event	Consumer	2009	Final	Water Blanket - Spring Campaign - Non-Participant Rebated
630	37	Every Kilowatt Counts Power Savings Event	Consumer	2009	Final	Window Film - Spring Campaign - Non-Participant Rebated
631	37	Every Kilowatt Counts Power Savings Event	Consumer	2009	Final	Energy Star Qualified Window Air Conditioner - Spring Campaign - Non-Participant Promoted
632	37	Every Kilowatt Counts Power Savings Event	Consumer	2009	Final	Energy Star Qualified Dehumidifiers - Spring Campaign - Non-Participant Promoted
633	37	Every Kilowatt Counts Power Savings Event	Consumer	2009	Final	Programmable Thermostat - Spring Campaign - Non-Participant Promoted
634	37	Every Kilowatt Counts Power Savings Event	Consumer	2009	Final	Solar Power Products - Spring Campaign - Non-Participant Promoted
635	37	Every Kilowatt Counts Power Savings Event	Consumer	2009	Final	Control Products - Spring Campaign - Non-Participant Promoted
636	37	Every Kilowatt Counts Power Savings Event	Consumer	2009	Final	Window Blinds and Awnings - Spring Campaign - Non-Participant Promoted
637	37	Every Kilowatt Counts Power Savings Event	Consumer	2009	Final	Energy Star Qualified Compact Fluorescent - Autumn Campaign - Participant Rebated
638	37	Every Kilowatt Counts Power Savings Event	Consumer	2009	Final	ENERGY STAR Specialty CFLs - Autumn Campaign - Participant Rebated
639	37	Every Kilowatt Counts Power Savings Event	Consumer	2009	Final	ENERGY STAR Fixtures - Autumn Campaign - Participant Rebated
640	37	Every Kilowatt Counts Power Savings Event	Consumer	2009	Final	Weatherstripping - adhesive foam or V-strip - Autumn Campaign - Participant Rebated
641	37	Every Kilowatt Counts Power Savings Event	Consumer	2009	Final	Weatherstripping - door frame kits - Autumn Campaign - Participant Rebated
642	37	Every Kilowatt Counts Power Savings Event	Consumer	2009	Final	Programmable Thermostat - Autumn Campaign - Participant Rebated
643	37	Every Kilowatt Counts Power Savings Event	Consumer	2009	Final	Pipe Wrap - Autumn Campaign - Participant Rebated
644	37	Every Kilowatt Counts Power Savings Event	Consumer	2009	Final	Water Blanket - Autumn Campaign - Participant Rebated
645	37	Every Kilowatt Counts Power Savings Event	Consumer	2009	Final	Lighting/Appliance Controls - Autumn Campaign - Participant Rebated
646	37	Every Kilowatt Counts Power Savings Event	Consumer	2009	Final	Energy Star Qualified Holiday LED Lights - Autumn Campaign - Participant Promoted

OPA Conservation & Demand Management Programs

Measure Results at End-User Level

For: Horizon Utilities Corporation

#	Initiative Number	Initiative Name	Program Name	Program Year	Results Status
613	37	Every Kilowatt Counts Power Savings Event	Consumer	2009	Final
614	37	Every Kilowatt Counts Power Savings Event	Consumer	2009	Final
615	37	Every Kilowatt Counts Power Savings Event	Consumer	2009	Final
616	37	Every Kilowatt Counts Power Savings Event	Consumer	2009	Final
617	37	Every Kilowatt Counts Power Savings Event	Consumer	2009	Final
618	37	Every Kilowatt Counts Power Savings Event	Consumer	2009	Final
619	37	Every Kilowatt Counts Power Savings Event	Consumer	2009	Final
620	37	Every Kilowatt Counts Power Savings Event	Consumer	2009	Final
621	37	Every Kilowatt Counts Power Savings Event	Consumer	2009	Final
622	37	Every Kilowatt Counts Power Savings Event	Consumer	2009	Final
623	37	Every Kilowatt Counts Power Savings Event	Consumer	2009	Final
624	37	Every Kilowatt Counts Power Savings Event	Consumer	2009	Final
625	37	Every Kilowatt Counts Power Savings Event	Consumer	2009	Final
626	37	Every Kilowatt Counts Power Savings Event	Consumer	2009	Final
627	37	Every Kilowatt Counts Power Savings Event	Consumer	2009	Final
628	37	Every Kilowatt Counts Power Savings Event	Consumer	2009	Final
629	37	Every Kilowatt Counts Power Savings Event	Consumer	2009	Final
630	37	Every Kilowatt Counts Power Savings Event	Consumer	2009	Final
631	37	Every Kilowatt Counts Power Savings Event	Consumer	2009	Final
632	37	Every Kilowatt Counts Power Savings Event	Consumer	2009	Final
633	37	Every Kilowatt Counts Power Savings Event	Consumer	2009	Final
634	37	Every Kilowatt Counts Power Savings Event	Consumer	2009	Final
635	37	Every Kilowatt Counts Power Savings Event	Consumer	2009	Final
636	37	Every Kilowatt Counts Power Savings Event	Consumer	2009	Final
637	37	Every Kilowatt Counts Power Savings Event	Consumer	2009	Final
638	37	Every Kilowatt Counts Power Savings Event	Consumer	2009	Final
639	37	Every Kilowatt Counts Power Savings Event	Consumer	2009	Final
640	37	Every Kilowatt Counts Power Savings Event	Consumer	2009	Final
641	37	Every Kilowatt Counts Power Savings Event	Consumer	2009	Final
642	37	Every Kilowatt Counts Power Savings Event	Consumer	2009	Final
643	37	Every Kilowatt Counts Power Savings Event	Consumer	2009	Final
644	37	Every Kilowatt Counts Power Savings Event	Consumer	2009	Final
645	37	Every Kilowatt Counts Power Savings Event	Consumer	2009	Final
646	37	Every Kilowatt Counts Power Savings Event	Consumer	2009	Final

Unit Savings As			
Gross Summer Peak Demand Savings (kW)	Gross Annual Energy Savings (kWh)	Gross Lifetime Energy Savings (kWh)	Net Summer Peak Demand Savings (kW)
0.003	101	811	0.000
0.002	30	30	0.000
0.008	263	263	0.001
0.008	74	74	0.001
0.007	65	908	0.001
0.006	70	70	0.001
0.014	122	1,713	0.002
0.104	394	7,880	0.012
0.022	308	4,625	0.003
0.001	22	179	0.000
0.001	26	157	0.000
0.002	68	1,083	0.001
0.002	71	715	0.000
0.060	454	4,541	0.008
0.009	77	773	0.001
0.001	8	48	0.000
0.004	52	525	0.001
0.000	0	0	0.000
0.098	96	1,157	0.042
0.025	284	3,408	0.011
0.050	138	2,067	0.015
0.000	5	24	0.000
0.001	72	722	0.000
0.000	0	0	0.000
0.001	25	204	0.001
0.001	21	125	0.000
0.004	119	1,856	0.003
0.001	15	229	0.001
0.001	17	257	0.001
0.000	32	482	0.000
0.001	7	39	0.000
0.004	56	558	0.003
0.001	21	365	0.001
0.000	14	69	0.000



# OPA Conservation & Demand Management Programs

Measure Results at End-User Level

For: Horizon Utilities Corporation

#	Initiative Number	Initiative Name	Program Name	Program Year	Results Status	Assumptions				Activity Results (#)
						Net Annual Energy Savings (kWh)	Net Lifetime Energy Savings (kWh)	Aggregate Net-to-Gross Adjustment (%)	Effective Useful Life (EUL)	
613	37	Every Kilowatt Counts Power Savings Event	Consumer	2009	Final	13	106	13.1	8.0	397.515
614	37	Every Kilowatt Counts Power Savings Event	Consumer	2009	Final	4	4	14.2	1.0	394.865
615	37	Every Kilowatt Counts Power Savings Event	Consumer	2009	Final	31	31	11.7	1.0	368.364
616	37	Every Kilowatt Counts Power Savings Event	Consumer	2009	Final	8	8	11.1	1.0	320.662
617	37	Every Kilowatt Counts Power Savings Event	Consumer	2009	Final	9	128	14.1	14.0	288.861
618	37	Every Kilowatt Counts Power Savings Event	Consumer	2009	Final	14	14	20.3	1.0	275.610
619	37	Every Kilowatt Counts Power Savings Event	Consumer	2009	Final	14	200	11.7	14.0	172.257
620	37	Every Kilowatt Counts Power Savings Event	Consumer	2009	Final	46	921	11.7	20.0	172.257
621	37	Every Kilowatt Counts Power Savings Event	Consumer	2009	Final	39	579	12.5	15.0	169.606
622	37	Every Kilowatt Counts Power Savings Event	Consumer	2009	Final	8	62	34.8	8.0	3,312.929
623	37	Every Kilowatt Counts Power Savings Event	Consumer	2009	Final	10	63	39.8	6.0	1,644.548
624	37	Every Kilowatt Counts Power Savings Event	Consumer	2009	Final	27	440	40.6	16.0	1,549.211
625	37	Every Kilowatt Counts Power Savings Event	Consumer	2009	Final	10	97	13.5	10.0	452.846
626	37	Every Kilowatt Counts Power Savings Event	Consumer	2009	Final	61	614	13.5	10.0	286.008
627	37	Every Kilowatt Counts Power Savings Event	Consumer	2009	Final	10	104	13.5	10.0	1,048.697
628	37	Every Kilowatt Counts Power Savings Event	Consumer	2009	Final	1	7	13.5	6.0	2,431.070
629	37	Every Kilowatt Counts Power Savings Event	Consumer	2009	Final	7	71	13.5	10.0	357.510
630	37	Every Kilowatt Counts Power Savings Event	Consumer	2009	Final	0	0	13.5	0.0	1,024.863
631	37	Every Kilowatt Counts Power Savings Event	Consumer	2009	Final	42	501	43.3	12.0	595.851
632	37	Every Kilowatt Counts Power Savings Event	Consumer	2009	Final	125	1,498	44.0	12.0	715.021
633	37	Every Kilowatt Counts Power Savings Event	Consumer	2009	Final	40	604	29.2	15.0	1,120.199
634	37	Every Kilowatt Counts Power Savings Event	Consumer	2009	Final	2	9	39.0	5.0	7,269.377
635	37	Every Kilowatt Counts Power Savings Event	Consumer	2009	Final	25	249	34.4	10.0	2,502.572
636	37	Every Kilowatt Counts Power Savings Event	Consumer	2009	Final	0	0	18.4	0.0	4,194.788
637	37	Every Kilowatt Counts Power Savings Event	Consumer	2009	Final	18	142	69.4	8.0	19,691.378
638	37	Every Kilowatt Counts Power Savings Event	Consumer	2009	Final	15	89	71.5	6.0	7,962.960
639	37	Every Kilowatt Counts Power Savings Event	Consumer	2009	Final	83	1,299	70.0	15.6	950.346
640	37	Every Kilowatt Counts Power Savings Event	Consumer	2009	Final	9	132	57.5	15.0	880.455
641	37	Every Kilowatt Counts Power Savings Event	Consumer	2009	Final	9	137	53.5	15.0	576.448
642	37	Every Kilowatt Counts Power Savings Event	Consumer	2009	Final	22	325	67.4	15.0	382.356
643	37	Every Kilowatt Counts Power Savings Event	Consumer	2009	Final	3	18	44.9	6.0	329.179
644	37	Every Kilowatt Counts Power Savings Event	Consumer	2009	Final	35	351	63.0	10.0	73.128
645	37	Every Kilowatt Counts Power Savings Event	Consumer	2009	Final	15	262	71.8	17.0	667.585
646	37	Every Kilowatt Counts Power Savings Event	Consumer	2009	Final	8	40	58.8	5.0	2,344.425

# OPA Conservation & Demand Management Programs

Measure Results at End-User Level

For: Horizon Utilities Corporation

#	Initiative Number	Initiative Name	Program Name	Program Year	Results Status	LDC Specific Results					
						Gross Summer Peak Demand Savings (kW)	Gross Annual Energy Savings (kWh)	Gross Lifetime Energy Savings (kWh)	Net Summer Peak Demand Savings (kW)	Net Annual Energy Savings (kWh)	Net Lifetime Energy Savings (kWh)
613	37	Every Kilowatt Counts Power Savings Event	Consumer	2009	Final	1.25	40,317	322,540	0.16	5,287	42,298
614	37	Every Kilowatt Counts Power Savings Event	Consumer	2009	Final	0.92	11,858	11,858	0.13	1,686	1,686
615	37	Every Kilowatt Counts Power Savings Event	Consumer	2009	Final	3.01	96,806	96,806	0.35	11,374	11,374
616	37	Every Kilowatt Counts Power Savings Event	Consumer	2009	Final	2.66	23,773	23,773	0.30	2,642	2,642
617	37	Every Kilowatt Counts Power Savings Event	Consumer	2009	Final	1.92	18,736	262,297	0.27	2,642	36,988
618	37	Every Kilowatt Counts Power Savings Event	Consumer	2009	Final	1.68	19,345	19,345	0.34	3,931	3,931
619	37	Every Kilowatt Counts Power Savings Event	Consumer	2009	Final	2.36	21,073	295,025	0.28	2,462	34,468
620	37	Every Kilowatt Counts Power Savings Event	Consumer	2009	Final	17.89	67,869	1,357,389	2.09	7,929	158,583
621	37	Every Kilowatt Counts Power Savings Event	Consumer	2009	Final	3.69	52,300	784,495	0.46	6,542	98,131
622	37	Every Kilowatt Counts Power Savings Event	Consumer	2009	Final	2.31	74,244	593,955	0.80	25,812	206,492
623	37	Every Kilowatt Counts Power Savings Event	Consumer	2009	Final	1.34	43,055	258,328	0.53	17,142	102,853
624	37	Every Kilowatt Counts Power Savings Event	Consumer	2009	Final	3.26	104,851	1,677,616	1.32	42,596	681,531
625	37	Every Kilowatt Counts Power Savings Event	Consumer	2009	Final	1.01	32,374	323,745	0.14	4,377	43,772
626	37	Every Kilowatt Counts Power Savings Event	Consumer	2009	Final	17.19	129,869	1,298,692	2.32	17,559	175,588
627	37	Every Kilowatt Counts Power Savings Event	Consumer	2009	Final	9.06	81,034	810,336	1.22	10,956	109,561
628	37	Every Kilowatt Counts Power Savings Event	Consumer	2009	Final	1.52	19,625	117,747	0.21	2,653	15,920
629	37	Every Kilowatt Counts Power Savings Event	Consumer	2009	Final	1.45	18,759	187,591	0.20	2,536	25,363
630	37	Every Kilowatt Counts Power Savings Event	Consumer	2009	Final	0.00	0	0	0.00	0	0
631	37	Every Kilowatt Counts Power Savings Event	Consumer	2009	Final	58.16	57,440	689,280	25.17	24,859	298,306
632	37	Every Kilowatt Counts Power Savings Event	Consumer	2009	Final	17.60	203,066	2,436,791	7.74	89,275	1,071,305
633	37	Every Kilowatt Counts Power Savings Event	Consumer	2009	Final	56.22	154,361	2,315,414	16.44	45,140	677,093
634	37	Every Kilowatt Counts Power Savings Event	Consumer	2009	Final	0.00	34,893	174,465	0.00	13,607	68,037
635	37	Every Kilowatt Counts Power Savings Event	Consumer	2009	Final	3.60	180,686	1,806,857	1.24	62,245	622,448
636	37	Every Kilowatt Counts Power Savings Event	Consumer	2009	Final	0.00	0	0	0.00	0	0
637	37	Every Kilowatt Counts Power Savings Event	Consumer	2009	Final	15.59	502,071	4,016,571	10.82	348,402	2,787,218
638	37	Every Kilowatt Counts Power Savings Event	Consumer	2009	Final	5.15	165,694	994,161	3.68	118,437	710,619
639	37	Every Kilowatt Counts Power Savings Event	Consumer	2009	Final	3.51	113,161	1,763,587	2.46	79,213	1,234,511
640	37	Every Kilowatt Counts Power Savings Event	Consumer	2009	Final	0.87	13,459	201,880	0.50	7,739	116,081
641	37	Every Kilowatt Counts Power Savings Event	Consumer	2009	Final	0.64	9,879	148,179	0.34	5,281	79,221
642	37	Every Kilowatt Counts Power Savings Event	Consumer	2009	Final	0.00	12,292	184,376	0.00	8,289	124,336
643	37	Every Kilowatt Counts Power Savings Event	Consumer	2009	Final	0.17	2,167	13,000	0.08	974	5,841
644	37	Every Kilowatt Counts Power Savings Event	Consumer	2009	Final	0.32	4,079	40,787	0.20	2,568	25,677
645	37	Every Kilowatt Counts Power Savings Event	Consumer	2009	Final	0.49	14,316	243,707	0.35	10,281	175,026
646	37	Every Kilowatt Counts Power Savings Event	Consumer	2009	Final	0.00	32,119	160,593	0.00	18,878	94,389

# OPA Conservation & Demand Management Programs

Measure Results at End-User Level

For: Horizon Utilities Corporation

#	Initiative Number	Initiative Name	Program Name	Program Year	Results Status	#
647	37	Every Kilowatt Counts Power Savings Event	Consumer	2009	Final	51
648	37	Every Kilowatt Counts Power Savings Event	Consumer	2009	Final	52
649	37	Every Kilowatt Counts Power Savings Event	Consumer	2009	Final	53
650	37	Every Kilowatt Counts Power Savings Event	Consumer	2009	Final	54
651	37	Every Kilowatt Counts Power Savings Event	Consumer	2009	Final	55
652	37	Every Kilowatt Counts Power Savings Event	Consumer	2009	Final	56
653	37	Every Kilowatt Counts Power Savings Event	Consumer	2009	Final	57
654	37	Every Kilowatt Counts Power Savings Event	Consumer	2009	Final	58
655	37	Every Kilowatt Counts Power Savings Event	Consumer	2009	Final	59
656	37	Every Kilowatt Counts Power Savings Event	Consumer	2009	Final	60
657	37	Every Kilowatt Counts Power Savings Event	Consumer	2009	Final	61
658	37	Every Kilowatt Counts Power Savings Event	Consumer	2009	Final	62
659	37	Every Kilowatt Counts Power Savings Event	Consumer	2009	Final	63
660	37	Every Kilowatt Counts Power Savings Event	Consumer	2009	Final	64
661	37	Every Kilowatt Counts Power Savings Event	Consumer	2009	Final	65
662	37	Every Kilowatt Counts Power Savings Event	Consumer	2009	Final	66
663	37	Every Kilowatt Counts Power Savings Event	Consumer	2009	Final	67
664	37	Every Kilowatt Counts Power Savings Event	Consumer	2009	Final	68
665	37	Every Kilowatt Counts Power Savings Event	Consumer	2009	Final	69
666	37	Every Kilowatt Counts Power Savings Event	Consumer	2009	Final	70
667	37	Every Kilowatt Counts Power Savings Event	Consumer	2009	Final	71
668	37	Every Kilowatt Counts Power Savings Event	Consumer	2009	Final	72
669	37	Every Kilowatt Counts Power Savings Event	Consumer	2009	Final	73
670	37	Every Kilowatt Counts Power Savings Event	Consumer	2009	Final	74
671	37	Every Kilowatt Counts Power Savings Event	Consumer	2009	Final	75
672	37	Every Kilowatt Counts Power Savings Event	Consumer	2009	Final	76
673	37	Every Kilowatt Counts Power Savings Event	Consumer	2009	Final	77
674	37	Every Kilowatt Counts Power Savings Event	Consumer	2009	Final	78
675	37	Every Kilowatt Counts Power Savings Event	Consumer	2009	Final	79
676	37	Every Kilowatt Counts Power Savings Event	Consumer	2009	Final	80
677	37	Every Kilowatt Counts Power Savings Event	Consumer	2009	Final	81
678	37	Every Kilowatt Counts Power Savings Event	Consumer	2009	Final	82
679	37	Every Kilowatt Counts Power Savings Event	Consumer	2009	Final	83
680	37	Every Kilowatt Counts Power Savings Event	Consumer	2009	Final	84

# OPA Conservation & Demand Management Programs

Measure Results at End-User Level

For: Horizon Utilities Corporation

#	Initiative Number	Initiative Name	Program Name	Program Year	Results Status	Measure Name
647	37	Every Kilowatt Counts Power Savings Event	Consumer	2009	Final	Dimmer Switches - Autumn Campaign - Participant Promoted
648	37	Every Kilowatt Counts Power Savings Event	Consumer	2009	Final	Solar Powered Products - Autumn Campaign - Participant Promoted
649	37	Every Kilowatt Counts Power Savings Event	Consumer	2009	Final	Washed laundry with cold water - Autumn Campaign - Participant Spillover
650	37	Every Kilowatt Counts Power Savings Event	Consumer	2009	Final	Turned off / reduced use of power to electronics - Autumn Campaign - Participant Spillover
651	37	Every Kilowatt Counts Power Savings Event	Consumer	2009	Final	Turned off / reduced use of lights - Autumn Campaign - Participant Spillover
652	37	Every Kilowatt Counts Power Savings Event	Consumer	2009	Final	Dried clothes outside or inside on a rack - Autumn Campaign - Participant Spillover
653	37	Every Kilowatt Counts Power Savings Event	Consumer	2009	Final	Turned down the thermostat setting on my furnace - Autumn Campaign - Participant Spillover
654	37	Every Kilowatt Counts Power Savings Event	Consumer	2009	Final	Unplugged devices usually plugged into outlet - Autumn Campaign - Participant Spillover
655	37	Every Kilowatt Counts Power Savings Event	Consumer	2009	Final	Installed a new energy efficient appliance – Refrigerator - Autumn Campaign - Participant Spillover
656	37	Every Kilowatt Counts Power Savings Event	Consumer	2009	Final	Added ceiling/attic/wall/basement insulation - Autumn Campaign - Participant Spillover
657	37	Every Kilowatt Counts Power Savings Event	Consumer	2009	Final	Replaced my old furnace with a high efficiency furnace - Autumn Campaign - Participant Spillover
658	37	Every Kilowatt Counts Power Savings Event	Consumer	2009	Final	Installed a new energy efficient appliance - Clothes washing machine - Autumn Campaign - Participant Spillover
659	37	Every Kilowatt Counts Power Savings Event	Consumer	2009	Final	Energy Star Qualified Compact Fluorescent - Autumn Campaign - Non-Participant Rebated
660	37	Every Kilowatt Counts Power Savings Event	Consumer	2009	Final	ENERGY STAR Specialty CFLs - Autumn Campaign - Non-Participant Rebated
661	37	Every Kilowatt Counts Power Savings Event	Consumer	2009	Final	ENERGY STAR Fixtures - Autumn Campaign - Non-Participant Rebated
662	37	Every Kilowatt Counts Power Savings Event	Consumer	2009	Final	Weatherstripping - adhesive foam or V-strip - Autumn Campaign - Non-Participant Rebated
663	37	Every Kilowatt Counts Power Savings Event	Consumer	2009	Final	Weatherstripping - door frame kits - Autumn Campaign - Non-Participant Rebated
664	37	Every Kilowatt Counts Power Savings Event	Consumer	2009	Final	Programmable Thermostat - Autumn Campaign - Non-Participant Rebated
665	37	Every Kilowatt Counts Power Savings Event	Consumer	2009	Final	Pipe Wrap - Autumn Campaign - Non-Participant Rebated
666	37	Every Kilowatt Counts Power Savings Event	Consumer	2009	Final	Water Blanket - Autumn Campaign - Non-Participant Rebated
667	37	Every Kilowatt Counts Power Savings Event	Consumer	2009	Final	Lighting/Appliance Controls - Autumn Campaign - Non-Participant Rebated
668	37	Every Kilowatt Counts Power Savings Event	Consumer	2009	Final	Energy Star Qualified Holiday LED Lights - Autumn Campaign - Non-Participant Promoted
669	37	Every Kilowatt Counts Power Savings Event	Consumer	2009	Final	Dimmer Switches - Autumn Campaign - Non-Participant Promoted
670	37	Every Kilowatt Counts Power Savings Event	Consumer	2009	Final	Solar Powered Products - Autumn Campaign - Non-Participant Promoted
671	37	Every Kilowatt Counts Power Savings Event	Consumer	2009	Final	Working Room Air Conditioner Retirement - Rewards for Recycling Campaign - Incented
672	37	Every Kilowatt Counts Power Savings Event	Consumer	2009	Final	Working Room Dehumidifier Retirement - Rewards for Recycling Campaign - Incented
673	37	Every Kilowatt Counts Power Savings Event	Consumer	2009	Final	Working Halogen Torchiere Retirement - Rewards for Recycling Campaign - Incented
674	37	Every Kilowatt Counts Power Savings Event	Consumer	2009	Final	Non-Working Room Air Conditioner Retirement - Rewards for Recycling Campaign - Incented
675	37	Every Kilowatt Counts Power Savings Event	Consumer	2009	Final	Non-Working Room Dehumidifier Retirement - Rewards for Recycling Campaign - Incented
676	37	Every Kilowatt Counts Power Savings Event	Consumer	2009	Final	Non-Working Halogen Torchiere Retirement - Rewards for Recycling Campaign - Incented
677	37	Every Kilowatt Counts Power Savings Event	Consumer	2009	Final	Recycled Second Refrigerator - Rewards for Recycling Campaign - Spillover
678	37	Every Kilowatt Counts Power Savings Event	Consumer	2009	Final	Recycled Additional Room Air Conditioner - Rewards for Recycling Campaign - Spillover
679	37	Every Kilowatt Counts Power Savings Event	Consumer	2009	Final	Recycled Central Air Conditioner - Rewards for Recycling Campaign - Spillover
680	37	Every Kilowatt Counts Power Savings Event	Consumer	2009	Final	Recyled Additional Room Dehumidifier - Rewards for Recycling Campaign - Spillover

OPA Conservation & Demand Management Programs

Measure Results at End-User Level

For: Horizon Utilities Corporation

#	Initiative Number	Initiative Name	Program Name	Program Year	Results Status	Unit Savings As			
						Gross Summer Peak Demand Savings (kW)	Gross Annual Energy Savings (kWh)	Gross Lifetime Energy Savings (kWh)	Net Summer Peak Demand Savings (kW)
647	37	Every Kilowatt Counts Power Savings Event	Consumer	2009	Final	0.001	24	237	0.000
648	37	Every Kilowatt Counts Power Savings Event	Consumer	2009	Final	0.000	6	22	0.000
649	37	Every Kilowatt Counts Power Savings Event	Consumer	2009	Final	0.002	30	30	0.000
650	37	Every Kilowatt Counts Power Savings Event	Consumer	2009	Final	0.002	21	21	0.000
651	37	Every Kilowatt Counts Power Savings Event	Consumer	2009	Final	0.008	263	263	0.001
652	37	Every Kilowatt Counts Power Savings Event	Consumer	2009	Final	0.008	74	74	0.001
653	37	Every Kilowatt Counts Power Savings Event	Consumer	2009	Final	0.000	270	270	0.000
654	37	Every Kilowatt Counts Power Savings Event	Consumer	2009	Final	0.006	70	70	0.001
655	37	Every Kilowatt Counts Power Savings Event	Consumer	2009	Final	0.007	65	908	0.002
656	37	Every Kilowatt Counts Power Savings Event	Consumer	2009	Final	0.000	394	7,880	0.000
657	37	Every Kilowatt Counts Power Savings Event	Consumer	2009	Final	0.192	352	5,280	0.038
658	37	Every Kilowatt Counts Power Savings Event	Consumer	2009	Final	0.049	142	2,127	0.010
659	37	Every Kilowatt Counts Power Savings Event	Consumer	2009	Final	0.001	24	189	0.000
660	37	Every Kilowatt Counts Power Savings Event	Consumer	2009	Final	0.001	30	180	0.000
661	37	Every Kilowatt Counts Power Savings Event	Consumer	2009	Final	0.001	36	568	0.000
662	37	Every Kilowatt Counts Power Savings Event	Consumer	2009	Final	0.001	15	218	0.000
663	37	Every Kilowatt Counts Power Savings Event	Consumer	2009	Final	0.001	17	260	0.000
664	37	Every Kilowatt Counts Power Savings Event	Consumer	2009	Final	0.000	83	1,249	0.000
665	37	Every Kilowatt Counts Power Savings Event	Consumer	2009	Final	0.000	6	37	0.000
666	37	Every Kilowatt Counts Power Savings Event	Consumer	2009	Final	0.003	40	397	0.001
667	37	Every Kilowatt Counts Power Savings Event	Consumer	2009	Final	0.001	42	723	0.000
668	37	Every Kilowatt Counts Power Savings Event	Consumer	2009	Final	0.000	14	69	0.000
669	37	Every Kilowatt Counts Power Savings Event	Consumer	2009	Final	0.001	24	237	0.000
670	37	Every Kilowatt Counts Power Savings Event	Consumer	2009	Final	0.000	5	18	0.000
671	37	Every Kilowatt Counts Power Savings Event	Consumer	2009	Final	0.032	32	185	0.012
672	37	Every Kilowatt Counts Power Savings Event	Consumer	2009	Final	0.304	300	2,312	0.142
673	37	Every Kilowatt Counts Power Savings Event	Consumer	2009	Final	0.002	58	602	0.001
674	37	Every Kilowatt Counts Power Savings Event	Consumer	2009	Final	0.000	0	0	0.000
675	37	Every Kilowatt Counts Power Savings Event	Consumer	2009	Final	0.000	0	0	0.000
676	37	Every Kilowatt Counts Power Savings Event	Consumer	2009	Final	0.000	0	0	0.000
677	37	Every Kilowatt Counts Power Savings Event	Consumer	2009	Final	0.127	1,238	17,333	0.046
678	37	Every Kilowatt Counts Power Savings Event	Consumer	2009	Final	0.030	30	174	0.011
679	37	Every Kilowatt Counts Power Savings Event	Consumer	2009	Final	0.079	72	1,296	0.028
680	37	Every Kilowatt Counts Power Savings Event	Consumer	2009	Final	0.313	309	2,385	0.113



OPA Conservation & Demand Management Programs

Measure Results at End-User Level

For: Horizon Utilities Corporation

#	Initiative Number	Initiative Name	Program Name	Program Year	Results Status	Assumptions				Activity Results (#)
						Net Annual Energy Savings (kWh)	Net Lifetime Energy Savings (kWh)	Aggregate Net-to-Gross Adjustment (%)	Effective Useful Life (EUL)	
647	37	Every Kilowatt Counts Power Savings Event	Consumer	2009	Final	12	118	49.6	10.0	987.902
648	37	Every Kilowatt Counts Power Savings Event	Consumer	2009	Final	3	12	52.3	4.0	1,916.826
649	37	Every Kilowatt Counts Power Savings Event	Consumer	2009	Final	5	5	17.3	1.0	697.921
650	37	Every Kilowatt Counts Power Savings Event	Consumer	2009	Final	4	4	19.4	1.0	643.857
651	37	Every Kilowatt Counts Power Savings Event	Consumer	2009	Final	43	43	16.5	1.0	599.622
652	37	Every Kilowatt Counts Power Savings Event	Consumer	2009	Final	10	10	13.2	1.0	422.685
653	37	Every Kilowatt Counts Power Savings Event	Consumer	2009	Final	51	51	18.7	1.0	422.685
654	37	Every Kilowatt Counts Power Savings Event	Consumer	2009	Final	13	13	18.2	1.0	398.110
655	37	Every Kilowatt Counts Power Savings Event	Consumer	2009	Final	16	224	24.7	14.0	398.110
656	37	Every Kilowatt Counts Power Savings Event	Consumer	2009	Final	87	1,737	22.0	20.0	319.471
657	37	Every Kilowatt Counts Power Savings Event	Consumer	2009	Final	69	1,032	19.5	15.0	285.066
658	37	Every Kilowatt Counts Power Savings Event	Consumer	2009	Final	28	413	19.4	15.0	260.492
659	37	Every Kilowatt Counts Power Savings Event	Consumer	2009	Final	3	26	13.7	8.0	17,935.070
660	37	Every Kilowatt Counts Power Savings Event	Consumer	2009	Final	5	27	15.1	6.0	5,697.139
661	37	Every Kilowatt Counts Power Savings Event	Consumer	2009	Final	9	137	24.1	15.6	1,588.053
662	37	Every Kilowatt Counts Power Savings Event	Consumer	2009	Final	1	16	7.3	15.0	6,183.480
663	37	Every Kilowatt Counts Power Savings Event	Consumer	2009	Final	1	17	6.4	15.0	4,714.531
664	37	Every Kilowatt Counts Power Savings Event	Consumer	2009	Final	15	218	17.4	15.0	932.981
665	37	Every Kilowatt Counts Power Savings Event	Consumer	2009	Final	1	4	10.6	6.0	4,377.070
666	37	Every Kilowatt Counts Power Savings Event	Consumer	2009	Final	9	88	22.1	10.0	545.893
667	37	Every Kilowatt Counts Power Savings Event	Consumer	2009	Final	4	73	10.1	17.0	4,674.830
668	37	Every Kilowatt Counts Power Savings Event	Consumer	2009	Final	5	24	35.0	5.0	7,652.429
669	37	Every Kilowatt Counts Power Savings Event	Consumer	2009	Final	6	64	27.1	10.0	2,411.855
670	37	Every Kilowatt Counts Power Savings Event	Consumer	2009	Final	2	8	41.7	4.0	3,870.878
671	37	Every Kilowatt Counts Power Savings Event	Consumer	2009	Final	12	70	38.1	5.8	186.593
672	37	Every Kilowatt Counts Power Savings Event	Consumer	2009	Final	140	1,081	46.8	7.7	169.656
673	37	Every Kilowatt Counts Power Savings Event	Consumer	2009	Final	30	305	50.8	10.3	57.022
674	37	Every Kilowatt Counts Power Savings Event	Consumer	2009	Final	0	0	38.1	5.8	20.733
675	37	Every Kilowatt Counts Power Savings Event	Consumer	2009	Final	0	0	46.8	7.7	18.851
676	37	Every Kilowatt Counts Power Savings Event	Consumer	2009	Final	0	0	50.8	10.3	28.085
677	37	Every Kilowatt Counts Power Savings Event	Consumer	2009	Final	446	6,242	36.0	14.0	39.113
678	37	Every Kilowatt Counts Power Savings Event	Consumer	2009	Final	11	63	36.0	5.8	32.594
679	37	Every Kilowatt Counts Power Savings Event	Consumer	2009	Final	26	467	36.0	18.0	30.421
680	37	Every Kilowatt Counts Power Savings Event	Consumer	2009	Final	111	859	36.0	7.7	34.042



# OPA Conservation & Demand Management Programs

Measure Results at End-User Level

For: Horizon Utilities Corporation

#	Initiative Number	Initiative Name	Program Name	Program Year	Results Status	LDC Specific Results					
						Gross Summer Peak Demand Savings (kW)	Gross Annual Energy Savings (kWh)	Gross Lifetime Energy Savings (kWh)	Net Summer Peak Demand Savings (kW)	Net Annual Energy Savings (kWh)	Net Lifetime Energy Savings (kWh)
647	37	Every Kilowatt Counts Power Savings Event	Consumer	2009	Final	0.73	23,413	234,133	0.36	11,621	116,207
648	37	Every Kilowatt Counts Power Savings Event	Consumer	2009	Final	0.75	10,623	42,397	0.39	5,554	22,166
649	37	Every Kilowatt Counts Power Savings Event	Consumer	2009	Final	1.62	20,959	20,959	0.28	3,618	3,618
650	37	Every Kilowatt Counts Power Savings Event	Consumer	2009	Final	1.19	13,709	13,709	0.23	2,655	2,655
651	37	Every Kilowatt Counts Power Savings Event	Consumer	2009	Final	4.89	157,581	157,581	0.81	26,013	26,013
652	37	Every Kilowatt Counts Power Savings Event	Consumer	2009	Final	3.50	31,338	31,338	0.46	4,131	4,131
653	37	Every Kilowatt Counts Power Savings Event	Consumer	2009	Final	0.00	114,047	114,047	0.00	21,366	21,366
654	37	Every Kilowatt Counts Power Savings Event	Consumer	2009	Final	2.42	27,943	27,943	0.44	5,082	5,082
655	37	Every Kilowatt Counts Power Savings Event	Consumer	2009	Final	2.64	25,821	361,500	0.65	6,365	89,110
656	37	Every Kilowatt Counts Power Savings Event	Consumer	2009	Final	0.00	125,872	2,517,446	0.00	27,745	554,906
657	37	Every Kilowatt Counts Power Savings Event	Consumer	2009	Final	54.70	100,336	1,505,044	10.69	19,610	294,144
658	37	Every Kilowatt Counts Power Savings Event	Consumer	2009	Final	12.77	36,936	554,041	2.48	7,178	107,669
659	37	Every Kilowatt Counts Power Savings Event	Consumer	2009	Final	13.19	424,723	3,397,786	1.81	58,241	465,928
660	37	Every Kilowatt Counts Power Savings Event	Consumer	2009	Final	5.30	170,729	1,024,374	0.80	25,720	154,321
661	37	Every Kilowatt Counts Power Savings Event	Consumer	2009	Final	1.80	57,907	902,460	0.43	13,984	217,934
662	37	Every Kilowatt Counts Power Savings Event	Consumer	2009	Final	5.77	89,729	1,345,939	0.42	6,569	98,535
663	37	Every Kilowatt Counts Power Savings Event	Consumer	2009	Final	5.25	81,591	1,223,864	0.34	5,212	78,180
664	37	Every Kilowatt Counts Power Savings Event	Consumer	2009	Final	0.00	77,665	1,164,972	0.00	13,550	203,250
665	37	Every Kilowatt Counts Power Savings Event	Consumer	2009	Final	2.09	26,978	161,866	0.22	2,855	17,128
666	37	Every Kilowatt Counts Power Savings Event	Consumer	2009	Final	1.68	21,672	216,716	0.37	4,795	47,954
667	37	Every Kilowatt Counts Power Savings Event	Consumer	2009	Final	5.49	198,435	3,378,119	0.55	19,989	340,287
668	37	Every Kilowatt Counts Power Savings Event	Consumer	2009	Final	0.00	104,838	524,191	0.00	36,660	183,299
669	37	Every Kilowatt Counts Power Savings Event	Consumer	2009	Final	1.78	57,161	571,610	0.48	15,479	154,794
670	37	Every Kilowatt Counts Power Savings Event	Consumer	2009	Final	1.23	17,901	71,440	0.51	7,464	29,788
671	37	Every Kilowatt Counts Power Savings Event	Consumer	2009	Final	6.02	5,949	34,505	2.30	2,267	13,148
672	37	Every Kilowatt Counts Power Savings Event	Consumer	2009	Final	51.58	50,944	392,270	24.11	23,817	183,392
673	37	Every Kilowatt Counts Power Savings Event	Consumer	2009	Final	0.10	3,331	34,313	0.05	1,691	17,416
674	37	Every Kilowatt Counts Power Savings Event	Consumer	2009	Final	0.00	0	0	0.00	0	0
675	37	Every Kilowatt Counts Power Savings Event	Consumer	2009	Final	0.00	0	0	0.00	0	0
676	37	Every Kilowatt Counts Power Savings Event	Consumer	2009	Final	0.00	0	0	0.00	0	0
677	37	Every Kilowatt Counts Power Savings Event	Consumer	2009	Final	4.96	48,425	677,950	1.79	17,438	244,132
678	37	Every Kilowatt Counts Power Savings Event	Consumer	2009	Final	0.99	978	5,658	0.36	352	2,038
679	37	Every Kilowatt Counts Power Savings Event	Consumer	2009	Final	2.40	2,190	39,423	0.86	789	14,196
680	37	Every Kilowatt Counts Power Savings Event	Consumer	2009	Final	10.66	10,527	81,206	3.84	3,791	29,243

# OPA Conservation & Demand Management Programs

Measure Results at End-User Level

For: Horizon Utilities Corporation

#	Initiative Number	Initiative Name	Program Name	Program Year	Results Status	#
681	37	Every Kilowatt Counts Power Savings Event	Consumer	2009	Final	85
682	37	Every Kilowatt Counts Power Savings Event	Consumer	2009	Final	86
683	38	peaksaver®	Consumer, Business	2009	Final	1
684	38	peaksaver®	Consumer, Business	2009	Final	2
685	38	peaksaver®	Consumer, Business	2009	Final	3
686	38	peaksaver®	Consumer, Business	2009	Final	4
687	38	peaksaver®	Consumer, Business	2009	Final	5
688	38	peaksaver®	Consumer, Business	2009	Final	6
689	39	Electricity Retrofit Incentive	Consumer, Business	2009	Final	1
690	39	Electricity Retrofit Incentive	Consumer, Business	2009	Final	2
691	39	Electricity Retrofit Incentive	Consumer, Business	2009	Final	3
692	39	Electricity Retrofit Incentive	Consumer, Business	2009	Final	4
693	39	Electricity Retrofit Incentive	Consumer, Business	2009	Final	5
694	39	Electricity Retrofit Incentive	Consumer, Business	2009	Final	6
695	39	Electricity Retrofit Incentive	Consumer, Business	2009	Final	7
696	39	Electricity Retrofit Incentive	Consumer, Business	2009	Final	8
697	39	Electricity Retrofit Incentive	Consumer, Business	2009	Final	9
698	39	Electricity Retrofit Incentive	Consumer, Business	2009	Final	10
699	39	Electricity Retrofit Incentive	Consumer, Business	2009	Final	11
700	39	Electricity Retrofit Incentive	Consumer, Business	2009	Final	12
701	39	Electricity Retrofit Incentive	Consumer, Business	2009	Final	13
702	39	Electricity Retrofit Incentive	Consumer, Business	2009	Final	14
703	39	Electricity Retrofit Incentive	Consumer, Business	2009	Final	15
704	39	Electricity Retrofit Incentive	Consumer, Business	2009	Final	16
705	39	Electricity Retrofit Incentive	Consumer, Business	2009	Final	17
706	39	Electricity Retrofit Incentive	Consumer, Business	2009	Final	18
707	39	Electricity Retrofit Incentive	Consumer, Business	2009	Final	19
708	39	Electricity Retrofit Incentive	Consumer, Business	2009	Final	20
709	39	Electricity Retrofit Incentive	Consumer, Business	2009	Final	21
710	39	Electricity Retrofit Incentive	Consumer, Business	2009	Final	22
711	39	Electricity Retrofit Incentive	Consumer, Business	2009	Final	23
712	39	Electricity Retrofit Incentive	Consumer, Business	2009	Final	24
713	39	Electricity Retrofit Incentive	Consumer, Business	2009	Final	25
714	39	Electricity Retrofit Incentive	Consumer, Business	2009	Final	26

# OPA Conservation & Demand Management Programs

Measure Results at End-User Level

For: Horizon Utilities Corporation

#	Initiative Number	Initiative Name	Program Name	Program Year	Results Status	Measure Name
681	37	Every Kilowatt Counts Power Savings Event	Consumer	2009	Final	Installed Energy Star® Windows - Rewards for Recycling Campaign - Spillover
682	37	Every Kilowatt Counts Power Savings Event	Consumer	2009	Final	Installed Energy Star® CFL Bulbs - Rewards for Recycling Campaign - Spillover
683	38	peaksaver®	Consumer, Business	2009	Final	Residential Air Conditioner - Switch
684	38	peaksaver®	Consumer, Business	2009	Final	Residential Air Conditioner - Thermostat
685	38	peaksaver®	Consumer, Business	2009	Final	Residential Electric Water Heater
686	38	peaksaver®	Consumer, Business	2009	Final	Commercial Air Conditioner - Switch
687	38	peaksaver®	Consumer, Business	2009	Final	Commercial Air Conditioner - Thermostat
688	38	peaksaver®	Consumer, Business	2009	Final	Commercial Electric Water Heater
689	39	Electricity Retrofit Incentive	Consumer, Business	2009	Final	Lighting System ENERGY STAR® Rated Exit Signs - Commercial Sector
690	39	Electricity Retrofit Incentive	Consumer, Business	2009	Final	Lighting System Refrigerated Display Case LED Strip Lights - Commercial Sector
691	39	Electricity Retrofit Incentive	Consumer, Business	2009	Final	Lighting System Screw-In & GU-24 base CFLs - Commercial Sector
692	39	Electricity Retrofit Incentive	Consumer, Business	2009	Final	Lighting System PAR CFLs, <= 11W - Commercial Sector
693	39	Electricity Retrofit Incentive	Consumer, Business	2009	Final	Lighting System PAR CFLs, 12-20W - Commercial Sector
694	39	Electricity Retrofit Incentive	Consumer, Business	2009	Final	Lighting System PAR CFLs, 20-39W - Commercial Sector
695	39	Electricity Retrofit Incentive	Consumer, Business	2009	Final	Lighting System 2 Pin CFLs, <14W - Commercial Sector
696	39	Electricity Retrofit Incentive	Consumer, Business	2009	Final	Lighting System 2 Pin CFLs, 14-26W - Commercial Sector
697	39	Electricity Retrofit Incentive	Consumer, Business	2009	Final	Lighting System 2 Pin CFLs, 29-39W - Commercial Sector
698	39	Electricity Retrofit Incentive	Consumer, Business	2009	Final	Lighting System 4 Pin CFLs, <14W - Commercial Sector
699	39	Electricity Retrofit Incentive	Consumer, Business	2009	Final	Lighting System 4 Pin CFLs, 14-26W - Commercial Sector
700	39	Electricity Retrofit Incentive	Consumer, Business	2009	Final	Lighting System 4 Pin CFLs, 29-39W - Commercial Sector
701	39	Electricity Retrofit Incentive	Consumer, Business	2009	Final	Lighting System Dimmable CFLs, <=16W - Commercial Sector
702	39	Electricity Retrofit Incentive	Consumer, Business	2009	Final	Lighting System Dimmable CFLs, 17-20W - Commercial Sector
703	39	Electricity Retrofit Incentive	Consumer, Business	2009	Final	Lighting System Dimmable CFLs, 21-29W - Commercial Sector
704	39	Electricity Retrofit Incentive	Consumer, Business	2009	Final	Lighting System Standard Performance T8, Single Lamp - Commercial Sector
705	39	Electricity Retrofit Incentive	Consumer, Business	2009	Final	Lighting System Standard Performance T8, Double Lamp - Commercial Sector
706	39	Electricity Retrofit Incentive	Consumer, Business	2009	Final	Lighting System Standard Performance T8, Triple Lamp - Commercial Sector
707	39	Electricity Retrofit Incentive	Consumer, Business	2009	Final	Lighting System Standard Performance T8, Quadruple Lamp - Commercial Sector
708	39	Electricity Retrofit Incentive	Consumer, Business	2009	Final	Lighting System High Performance T8, Single Lamp - Commercial Sector
709	39	Electricity Retrofit Incentive	Consumer, Business	2009	Final	Lighting System High Performance T8, Double Lamp - Commercial Sector
710	39	Electricity Retrofit Incentive	Consumer, Business	2009	Final	Lighting System High Performance T8, Triple Lamp - Commercial Sector
711	39	Electricity Retrofit Incentive	Consumer, Business	2009	Final	Lighting System High Performance T8, Quadruple Lamp - Commercial Sector
712	39	Electricity Retrofit Incentive	Consumer, Business	2009	Final	Lighting System Standard Performance Medium Bay T8, 4 Lamp - Commercial Sector
713	39	Electricity Retrofit Incentive	Consumer, Business	2009	Final	Lighting System Standard Performance Medium Bay T8, 6 Lamp - Commercial Sector
714	39	Electricity Retrofit Incentive	Consumer, Business	2009	Final	Lighting System Standard Performance Medium Bay T8, 8 Lamp - Commercial Sector

## Measure Results at End-User Level

#	Initiative Number	Initiative Name	Program Name	Program Year	Results Status
681	37	Every Kilowatt Counts Power Savings Event	Consumer	2009	Final
682	37	Every Kilowatt Counts Power Savings Event	Consumer	2009	Final
683	38	peaksaver®	Consumer, Business	2009	Final
684	38	peaksaver®	Consumer, Business	2009	Final
685	38	peaksaver®	Consumer, Business	2009	Final
686	38	peaksaver®	Consumer, Business	2009	Final
687	38	peaksaver®	Consumer, Business	2009	Final
688	38	peaksaver®	Consumer, Business	2009	Final
689	39	Electricity Retrofit Incentive	Consumer, Business	2009	Final
690	39	Electricity Retrofit Incentive	Consumer, Business	2009	Final
691	39	Electricity Retrofit Incentive	Consumer, Business	2009	Final
692	39	Electricity Retrofit Incentive	Consumer, Business	2009	Final
693	39	Electricity Retrofit Incentive	Consumer, Business	2009	Final
694	39	Electricity Retrofit Incentive	Consumer, Business	2009	Final
695	39	Electricity Retrofit Incentive	Consumer, Business	2009	Final
696	39	Electricity Retrofit Incentive	Consumer, Business	2009	Final
697	39	Electricity Retrofit Incentive	Consumer, Business	2009	Final
698	39	Electricity Retrofit Incentive	Consumer, Business	2009	Final
699	39	Electricity Retrofit Incentive	Consumer, Business	2009	Final
700	39	Electricity Retrofit Incentive	Consumer, Business	2009	Final
701	39	Electricity Retrofit Incentive	Consumer, Business	2009	Final
702	39	Electricity Retrofit Incentive	Consumer, Business	2009	Final
703	39	Electricity Retrofit Incentive	Consumer, Business	2009	Final
704	39	Electricity Retrofit Incentive	Consumer, Business	2009	Final
705	39	Electricity Retrofit Incentive	Consumer, Business	2009	Final
706	39	Electricity Retrofit Incentive	Consumer, Business	2009	Final
707	39	Electricity Retrofit Incentive	Consumer, Business	2009	Final
708	39	Electricity Retrofit Incentive	Consumer, Business	2009	Final
709	39	Electricity Retrofit Incentive	Consumer, Business	2009	Final
710	39	Electricity Retrofit Incentive	Consumer, Business	2009	Final
711	39	Electricity Retrofit Incentive	Consumer, Business	2009	Final
712	39	Electricity Retrofit Incentive	Consumer, Business	2009	Final
713	39	Electricity Retrofit Incentive	Consumer, Business	2009	Final
714	39	Electricity Retrofit Incentive	Consumer, Business	2009	Final

[illegible]

OPA Conservation & Demand Management Programs

Measure Results at End-User Level

For: Horizon Utilities Corporation

#	Initiative Number	Initiative Name	Program Name	Program Year	Results Status	Assumptions				Activity Results (#)
						Net Annual Energy Savings (kWh)	Net Lifetime Energy Savings (kWh)	Aggregate Net-to-Gross Adjustment (%)	Effective Useful Life (EUL)	
681	37	Every Kilowatt Counts Power Savings Event	Consumer	2009	Final	282	5,645	18.4	20.0	53.599
682	37	Every Kilowatt Counts Power Savings Event	Consumer	2009	Final	8	66	18.4	8.0	180.352
683	38	peaksaver®	Consumer, Business	2009	Final	1	11	90.0	13.0	8.990
684	38	peaksaver®	Consumer, Business	2009	Final	1	11	90.0	13.0	3,435.007
685	38	peaksaver®	Consumer, Business	2009	Final	0	0	90.0	13.0	0.000
686	38	peaksaver®	Consumer, Business	2009	Final	0	0	90.0	13.0	0.000
687	38	peaksaver®	Consumer, Business	2009	Final	0	0	90.0	13.0	23.972
688	38	peaksaver®	Consumer, Business	2009	Final	0	0	90.0	13.0	0.000
689	39	Electricity Retrofit Incentive	Consumer, Business	2009	Final	Quasi-Prescriptive	Quasi-Prescriptive	63.0	10.8	n/a
690	39	Electricity Retrofit Incentive	Consumer, Business	2009	Final	Quasi-Prescriptive	Quasi-Prescriptive	63.0	10.8	n/a
691	39	Electricity Retrofit Incentive	Consumer, Business	2009	Final	Quasi-Prescriptive	Quasi-Prescriptive	63.0	10.8	n/a
692	39	Electricity Retrofit Incentive	Consumer, Business	2009	Final	Quasi-Prescriptive	Quasi-Prescriptive	63.0	10.8	n/a
693	39	Electricity Retrofit Incentive	Consumer, Business	2009	Final	Quasi-Prescriptive	Quasi-Prescriptive	63.0	10.8	n/a
694	39	Electricity Retrofit Incentive	Consumer, Business	2009	Final	Quasi-Prescriptive	Quasi-Prescriptive	63.0	10.8	n/a
695	39	Electricity Retrofit Incentive	Consumer, Business	2009	Final	Quasi-Prescriptive	Quasi-Prescriptive	63.0	10.8	n/a
696	39	Electricity Retrofit Incentive	Consumer, Business	2009	Final	Quasi-Prescriptive	Quasi-Prescriptive	63.0	10.8	n/a
697	39	Electricity Retrofit Incentive	Consumer, Business	2009	Final	Quasi-Prescriptive	Quasi-Prescriptive	63.0	10.8	n/a
698	39	Electricity Retrofit Incentive	Consumer, Business	2009	Final	Quasi-Prescriptive	Quasi-Prescriptive	63.0	10.8	n/a
699	39	Electricity Retrofit Incentive	Consumer, Business	2009	Final	Quasi-Prescriptive	Quasi-Prescriptive	63.0	10.8	n/a
700	39	Electricity Retrofit Incentive	Consumer, Business	2009	Final	Quasi-Prescriptive	Quasi-Prescriptive	63.0	10.8	n/a
701	39	Electricity Retrofit Incentive	Consumer, Business	2009	Final	Quasi-Prescriptive	Quasi-Prescriptive	63.0	10.8	n/a
702	39	Electricity Retrofit Incentive	Consumer, Business	2009	Final	Quasi-Prescriptive	Quasi-Prescriptive	63.0	10.8	n/a
703	39	Electricity Retrofit Incentive	Consumer, Business	2009	Final	Quasi-Prescriptive	Quasi-Prescriptive	63.0	10.8	n/a
704	39	Electricity Retrofit Incentive	Consumer, Business	2009	Final	Quasi-Prescriptive	Quasi-Prescriptive	63.0	10.8	n/a
705	39	Electricity Retrofit Incentive	Consumer, Business	2009	Final	Quasi-Prescriptive	Quasi-Prescriptive	63.0	10.8	n/a
706	39	Electricity Retrofit Incentive	Consumer, Business	2009	Final	Quasi-Prescriptive	Quasi-Prescriptive	63.0	10.8	n/a
707	39	Electricity Retrofit Incentive	Consumer, Business	2009	Final	Quasi-Prescriptive	Quasi-Prescriptive	63.0	10.8	n/a
708	39	Electricity Retrofit Incentive	Consumer, Business	2009	Final	Quasi-Prescriptive	Quasi-Prescriptive	63.0	10.8	n/a
709	39	Electricity Retrofit Incentive	Consumer, Business	2009	Final	Quasi-Prescriptive	Quasi-Prescriptive	63.0	10.8	n/a
710	39	Electricity Retrofit Incentive	Consumer, Business	2009	Final	Quasi-Prescriptive	Quasi-Prescriptive	63.0	10.8	n/a
711	39	Electricity Retrofit Incentive	Consumer, Business	2009	Final	Quasi-Prescriptive	Quasi-Prescriptive	63.0	10.8	n/a
712	39	Electricity Retrofit Incentive	Consumer, Business	2009	Final	Quasi-Prescriptive	Quasi-Prescriptive	63.0	10.8	n/a
713	39	Electricity Retrofit Incentive	Consumer, Business	2009	Final	Quasi-Prescriptive	Quasi-Prescriptive	63.0	10.8	n/a
714	39	Electricity Retrofit Incentive	Consumer, Business	2009	Final	Quasi-Prescriptive	Quasi-Prescriptive	63.0	10.8	n/a

OPA Conservation & Demand Management Programs

Measure Results at End-User Level

For: Horizon Utilities Corporation

#	Initiative Number	Initiative Name	Program Name	Program Year	Results Status	LDC Specific Results					
						Gross Summer Peak Demand Savings (kW)	Gross Annual Energy Savings (kWh)	Gross Lifetime Energy Savings (kWh)	Net Summer Peak Demand Savings (kW)	Net Annual Energy Savings (kWh)	Net Lifetime Energy Savings (kWh)
681	37	Every Kilowatt Counts Power Savings Event	Consumer	2009	Final	4.69	82,012	1,640,243	0.86	15,127	302,538
682	37	Every Kilowatt Counts Power Savings Event	Consumer	2009	Final	0.25	8,038	64,308	0.05	1,483	11,861
683	38	peaksaver®	Consumer, Business	2009	Final	4.73	9	114	4.26	8	103
684	38	peaksaver®	Consumer, Business	2009	Final	1,809.19	3,362	43,700	1,628.27	3,025	39,330
685	38	peaksaver®	Consumer, Business	2009	Final	0.00	0	0	0.00	0	0
686	38	peaksaver®	Consumer, Business	2009	Final	0.00	0	0	0.00	0	0
687	38	peaksaver®	Consumer, Business	2009	Final	20.62	0	0	18.55	0	0
688	38	peaksaver®	Consumer, Business	2009	Final	0.00	0	0	0.00	0	0
689	39	Electricity Retrofit Incentive	Consumer, Business	2009	Final	n/a	n/a	n/a	n/a	n/a	n/a
690	39	Electricity Retrofit Incentive	Consumer, Business	2009	Final	n/a	n/a	n/a	n/a	n/a	n/a
691	39	Electricity Retrofit Incentive	Consumer, Business	2009	Final	n/a	n/a	n/a	n/a	n/a	n/a
692	39	Electricity Retrofit Incentive	Consumer, Business	2009	Final	n/a	n/a	n/a	n/a	n/a	n/a
693	39	Electricity Retrofit Incentive	Consumer, Business	2009	Final	n/a	n/a	n/a	n/a	n/a	n/a
694	39	Electricity Retrofit Incentive	Consumer, Business	2009	Final	n/a	n/a	n/a	n/a	n/a	n/a
695	39	Electricity Retrofit Incentive	Consumer, Business	2009	Final	n/a	n/a	n/a	n/a	n/a	n/a
696	39	Electricity Retrofit Incentive	Consumer, Business	2009	Final	n/a	n/a	n/a	n/a	n/a	n/a
697	39	Electricity Retrofit Incentive	Consumer, Business	2009	Final	n/a	n/a	n/a	n/a	n/a	n/a
698	39	Electricity Retrofit Incentive	Consumer, Business	2009	Final	n/a	n/a	n/a	n/a	n/a	n/a
699	39	Electricity Retrofit Incentive	Consumer, Business	2009	Final	n/a	n/a	n/a	n/a	n/a	n/a
700	39	Electricity Retrofit Incentive	Consumer, Business	2009	Final	n/a	n/a	n/a	n/a	n/a	n/a
701	39	Electricity Retrofit Incentive	Consumer, Business	2009	Final	n/a	n/a	n/a	n/a	n/a	n/a
702	39	Electricity Retrofit Incentive	Consumer, Business	2009	Final	n/a	n/a	n/a	n/a	n/a	n/a
703	39	Electricity Retrofit Incentive	Consumer, Business	2009	Final	n/a	n/a	n/a	n/a	n/a	n/a
704	39	Electricity Retrofit Incentive	Consumer, Business	2009	Final	n/a	n/a	n/a	n/a	n/a	n/a
705	39	Electricity Retrofit Incentive	Consumer, Business	2009	Final	n/a	n/a	n/a	n/a	n/a	n/a
706	39	Electricity Retrofit Incentive	Consumer, Business	2009	Final	n/a	n/a	n/a	n/a	n/a	n/a
707	39	Electricity Retrofit Incentive	Consumer, Business	2009	Final	n/a	n/a	n/a	n/a	n/a	n/a
708	39	Electricity Retrofit Incentive	Consumer, Business	2009	Final	n/a	n/a	n/a	n/a	n/a	n/a
709	39	Electricity Retrofit Incentive	Consumer, Business	2009	Final	n/a	n/a	n/a	n/a	n/a	n/a
710	39	Electricity Retrofit Incentive	Consumer, Business	2009	Final	n/a	n/a	n/a	n/a	n/a	n/a
711	39	Electricity Retrofit Incentive	Consumer, Business	2009	Final	n/a	n/a	n/a	n/a	n/a	n/a
712	39	Electricity Retrofit Incentive	Consumer, Business	2009	Final	n/a	n/a	n/a	n/a	n/a	n/a
713	39	Electricity Retrofit Incentive	Consumer, Business	2009	Final	n/a	n/a	n/a	n/a	n/a	n/a
714	39	Electricity Retrofit Incentive	Consumer, Business	2009	Final	n/a	n/a	n/a	n/a	n/a	n/a



# OPA Conservation & Demand Management Programs

Measure Results at End-User Level

For: Horizon Utilities Corporation

#	Initiative Number	Initiative Name	Program Name	Program Year	Results Status	#
715	39	Electricity Retrofit Incentive	Consumer, Business	2009	Final	27
716	39	Electricity Retrofit Incentive	Consumer, Business	2009	Final	28
717	39	Electricity Retrofit Incentive	Consumer, Business	2009	Final	29
718	39	Electricity Retrofit Incentive	Consumer, Business	2009	Final	30
719	39	Electricity Retrofit Incentive	Consumer, Business	2009	Final	31
720	39	Electricity Retrofit Incentive	Consumer, Business	2009	Final	32
721	39	Electricity Retrofit Incentive	Consumer, Business	2009	Final	33
722	39	Electricity Retrofit Incentive	Consumer, Business	2009	Final	34
723	39	Electricity Retrofit Incentive	Consumer, Business	2009	Final	35
724	39	Electricity Retrofit Incentive	Consumer, Business	2009	Final	36
725	39	Electricity Retrofit Incentive	Consumer, Business	2009	Final	37
726	39	Electricity Retrofit Incentive	Consumer, Business	2009	Final	38
727	39	Electricity Retrofit Incentive	Consumer, Business	2009	Final	39
728	39	Electricity Retrofit Incentive	Consumer, Business	2009	Final	40
729	39	Electricity Retrofit Incentive	Consumer, Business	2009	Final	41
730	39	Electricity Retrofit Incentive	Consumer, Business	2009	Final	42
731	39	Electricity Retrofit Incentive	Consumer, Business	2009	Final	43
732	39	Electricity Retrofit Incentive	Consumer, Business	2009	Final	44
733	39	Electricity Retrofit Incentive	Consumer, Business	2009	Final	45
734	39	Electricity Retrofit Incentive	Consumer, Business	2009	Final	46
735	39	Electricity Retrofit Incentive	Consumer, Business	2009	Final	47
736	39	Electricity Retrofit Incentive	Consumer, Business	2009	Final	48
737	39	Electricity Retrofit Incentive	Consumer, Business	2009	Final	49
738	39	Electricity Retrofit Incentive	Consumer, Business	2009	Final	50
739	39	Electricity Retrofit Incentive	Consumer, Business	2009	Final	51
740	39	Electricity Retrofit Incentive	Consumer, Business	2009	Final	52
741	39	Electricity Retrofit Incentive	Consumer, Business	2009	Final	53
742	39	Electricity Retrofit Incentive	Consumer, Business	2009	Final	54
743	39	Electricity Retrofit Incentive	Consumer, Business	2009	Final	55
744	39	Electricity Retrofit Incentive	Consumer, Business	2009	Final	56
745	39	Electricity Retrofit Incentive	Consumer, Business	2009	Final	57
746	39	Electricity Retrofit Incentive	Consumer, Business	2009	Final	58
747	39	Electricity Retrofit Incentive	Consumer, Business	2009	Final	59
748	39	Electricity Retrofit Incentive	Consumer, Business	2009	Final	60

# OPA Conservation & Demand Management Programs

Measure Results at End-User Level

For: Horizon Utilities Corporation

#	Initiative Number	Initiative Name	Program Name	Program Year	Results Status	Measure Name
715	39	Electricity Retrofit Incentive	Consumer, Business	2009	Final	Lighting System High Performance Medium Bay T8, 4 Lamp - Commercial Sector
716	39	Electricity Retrofit Incentive	Consumer, Business	2009	Final	Lighting System High Performance Medium Bay T8, 6 Lamp - Commercial Sector
717	39	Electricity Retrofit Incentive	Consumer, Business	2009	Final	Lighting System High Performance Medium Bay T8, 8 Lamp - Commercial Sector
718	39	Electricity Retrofit Incentive	Consumer, Business	2009	Final	Lighting System T5, 1-3 Lamps - Commercial Sector
719	39	Electricity Retrofit Incentive	Consumer, Business	2009	Final	Lighting System Medium and High Bay T5, 4 Lamps - Commercial Sector
720	39	Electricity Retrofit Incentive	Consumer, Business	2009	Final	Lighting System Medium and High Bay T5, 6 Lamps - Commercial Sector
721	39	Electricity Retrofit Incentive	Consumer, Business	2009	Final	Lighting System Medium and High Bay T5, 8 Lamps - Commercial Sector
722	39	Electricity Retrofit Incentive	Consumer, Business	2009	Final	Lighting System Medium and High Bay T5, 10 Lamps - Commercial Sector
723	39	Electricity Retrofit Incentive	Consumer, Business	2009	Final	Lighting System Medium and High Bay T5, 12 Lamps - Commercial Sector
724	39	Electricity Retrofit Incentive	Consumer, Business	2009	Final	Lighting System 320W Pulse-Start Ceramic Metal Halide Lamp - Commercial Sector
725	39	Electricity Retrofit Incentive	Consumer, Business	2009	Final	Lighting System <30W PAR Self-Ballasted Ceramic Metal Halide Lamp - Commercial Sector
726	39	Electricity Retrofit Incentive	Consumer, Business	2009	Final	Lighting System 150W Metal Halide Lamp - Commercial Sector
727	39	Electricity Retrofit Incentive	Consumer, Business	2009	Final	Lighting System 360W Metal Halide Lamp - Commercial Sector
728	39	Electricity Retrofit Incentive	Consumer, Business	2009	Final	Lighting System 225W High Pressure Sodium Lamp - Commercial Sector
729	39	Electricity Retrofit Incentive	Consumer, Business	2009	Final	Lighting System <200W Metal Halide Electronic Ballast - Commercial Sector
730	39	Electricity Retrofit Incentive	Consumer, Business	2009	Final	Lighting System 250-360W Metal Halide Electronic Ballast - Commercial Sector
731	39	Electricity Retrofit Incentive	Consumer, Business	2009	Final	Lighting System 400W Metal Halide Electronic Ballast - Commercial Sector
732	39	Electricity Retrofit Incentive	Consumer, Business	2009	Final	Lighting System <200W High Pressure Sodium Electronic Ballast - Commercial Sector
733	39	Electricity Retrofit Incentive	Consumer, Business	2009	Final	Lighting System 250W High Pressure Sodium Electronic Ballast - Commercial Sector
734	39	Electricity Retrofit Incentive	Consumer, Business	2009	Final	Lighting System 400W High Pressure Sodium Electronic Ballast - Commercial Sector
735	39	Electricity Retrofit Incentive	Consumer, Business	2009	Final	Lighting System 600W High Pressure Sodium Electronic Ballast - Commercial Sector
736	39	Electricity Retrofit Incentive	Consumer, Business	2009	Final	Lighting System 1000W High Pressure Sodium Electronic Ballast - Commercial Sector
737	39	Electricity Retrofit Incentive	Consumer, Business	2009	Final	Lighting System <25W Infrared Coated Halogen MR16 Lamp - Commercial Sector
738	39	Electricity Retrofit Incentive	Consumer, Business	2009	Final	Lighting System 26-35W Infrared Coated Halogen MR16 Lamp - Commercial Sector
739	39	Electricity Retrofit Incentive	Consumer, Business	2009	Final	Lighting System <48W Infrared Coated Halogen PAR Lamp - Commercial Sector
740	39	Electricity Retrofit Incentive	Consumer, Business	2009	Final	Lighting System 49-60W Infrared Coated Halogen PAR Lamp - Commercial Sector
741	39	Electricity Retrofit Incentive	Consumer, Business	2009	Final	Lighting System Occupancy Sensors, Switch plate mounted occupancy sensor - Commercial Sector
742	39	Electricity Retrofit Incentive	Consumer, Business	2009	Final	Lighting System Occupancy Sensors, Ceiling mounted occupancy sensor - Commercial Sector
743	39	Electricity Retrofit Incentive	Consumer, Business	2009	Final	Motor Open Drip-Proof (ODP), 1 HP - Commercial Sector
744	39	Electricity Retrofit Incentive	Consumer, Business	2009	Final	Motor Open Drip-Proof (ODP), 1.5 HP - Commercial Sector
745	39	Electricity Retrofit Incentive	Consumer, Business	2009	Final	Motor Open Drip-Proof (ODP), 2 HP - Commercial Sector
746	39	Electricity Retrofit Incentive	Consumer, Business	2009	Final	Motor Open Drip-Proof (ODP), 3 HP - Commercial Sector
747	39	Electricity Retrofit Incentive	Consumer, Business	2009	Final	Motor Open Drip-Proof (ODP), 5 HP - Commercial Sector
748	39	Electricity Retrofit Incentive	Consumer, Business	2009	Final	Motor Open Drip-Proof (ODP), 7.5 HP - Commercial Sector

## Measure Results at End-User Level

#	Initiative Number	Initiative Name	Program Name	Program Year	Results Status
715	39	Electricity Retrofit Incentive	Consumer, Business	2009	Final
716	39	Electricity Retrofit Incentive	Consumer, Business	2009	Final
717	39	Electricity Retrofit Incentive	Consumer, Business	2009	Final
718	39	Electricity Retrofit Incentive	Consumer, Business	2009	Final
719	39	Electricity Retrofit Incentive	Consumer, Business	2009	Final
720	39	Electricity Retrofit Incentive	Consumer, Business	2009	Final
721	39	Electricity Retrofit Incentive	Consumer, Business	2009	Final
722	39	Electricity Retrofit Incentive	Consumer, Business	2009	Final
723	39	Electricity Retrofit Incentive	Consumer, Business	2009	Final
724	39	Electricity Retrofit Incentive	Consumer, Business	2009	Final
725	39	Electricity Retrofit Incentive	Consumer, Business	2009	Final
726	39	Electricity Retrofit Incentive	Consumer, Business	2009	Final
727	39	Electricity Retrofit Incentive	Consumer, Business	2009	Final
728	39	Electricity Retrofit Incentive	Consumer, Business	2009	Final
729	39	Electricity Retrofit Incentive	Consumer, Business	2009	Final
730	39	Electricity Retrofit Incentive	Consumer, Business	2009	Final
731	39	Electricity Retrofit Incentive	Consumer, Business	2009	Final
732	39	Electricity Retrofit Incentive	Consumer, Business	2009	Final
733	39	Electricity Retrofit Incentive	Consumer, Business	2009	Final
734	39	Electricity Retrofit Incentive	Consumer, Business	2009	Final
735	39	Electricity Retrofit Incentive	Consumer, Business	2009	Final
736	39	Electricity Retrofit Incentive	Consumer, Business	2009	Final
737	39	Electricity Retrofit Incentive	Consumer, Business	2009	Final
738	39	Electricity Retrofit Incentive	Consumer, Business	2009	Final
739	39	Electricity Retrofit Incentive	Consumer, Business	2009	Final
740	39	Electricity Retrofit Incentive	Consumer, Business	2009	Final
741	39	Electricity Retrofit Incentive	Consumer, Business	2009	Final
742	39	Electricity Retrofit Incentive	Consumer, Business	2009	Final
743	39	Electricity Retrofit Incentive	Consumer, Business	2009	Final
744	39	Electricity Retrofit Incentive	Consumer, Business	2009	Final
745	39	Electricity Retrofit Incentive	Consumer, Business	2009	Final
746	39	Electricity Retrofit Incentive	Consumer, Business	2009	Final
747	39	Electricity Retrofit Incentive	Consumer, Business	2009	Final
748	39	Electricity Retrofit Incentive	Consumer, Business	2009	Final

[illegible]

OPA Conservation & Demand Management Programs

Measure Results at End-User Level

For: Horizon Utilities Corporation

#	Initiative Number	Initiative Name	Program Name	Program Year	Results Status	Assumptions				Activity Results (#)
						Net Annual Energy Savings (kWh)	Net Lifetime Energy Savings (kWh)	Aggregate Net-to-Gross Adjustment (%)	Effective Useful Life (EUL)	
715	39	Electricity Retrofit Incentive	Consumer, Business	2009	Final	Quasi-Prescriptive	Quasi-Prescriptive	63.0	10.8	n/a
716	39	Electricity Retrofit Incentive	Consumer, Business	2009	Final	Quasi-Prescriptive	Quasi-Prescriptive	63.0	10.8	n/a
717	39	Electricity Retrofit Incentive	Consumer, Business	2009	Final	Quasi-Prescriptive	Quasi-Prescriptive	63.0	10.8	n/a
718	39	Electricity Retrofit Incentive	Consumer, Business	2009	Final	Quasi-Prescriptive	Quasi-Prescriptive	63.0	10.8	n/a
719	39	Electricity Retrofit Incentive	Consumer, Business	2009	Final	Quasi-Prescriptive	Quasi-Prescriptive	63.0	10.8	n/a
720	39	Electricity Retrofit Incentive	Consumer, Business	2009	Final	Quasi-Prescriptive	Quasi-Prescriptive	63.0	10.8	n/a
721	39	Electricity Retrofit Incentive	Consumer, Business	2009	Final	Quasi-Prescriptive	Quasi-Prescriptive	63.0	10.8	n/a
722	39	Electricity Retrofit Incentive	Consumer, Business	2009	Final	Quasi-Prescriptive	Quasi-Prescriptive	63.0	10.8	n/a
723	39	Electricity Retrofit Incentive	Consumer, Business	2009	Final	Quasi-Prescriptive	Quasi-Prescriptive	63.0	10.8	n/a
724	39	Electricity Retrofit Incentive	Consumer, Business	2009	Final	Quasi-Prescriptive	Quasi-Prescriptive	63.0	10.8	n/a
725	39	Electricity Retrofit Incentive	Consumer, Business	2009	Final	Quasi-Prescriptive	Quasi-Prescriptive	63.0	10.8	n/a
726	39	Electricity Retrofit Incentive	Consumer, Business	2009	Final	Quasi-Prescriptive	Quasi-Prescriptive	63.0	10.8	n/a
727	39	Electricity Retrofit Incentive	Consumer, Business	2009	Final	Quasi-Prescriptive	Quasi-Prescriptive	63.0	10.8	n/a
728	39	Electricity Retrofit Incentive	Consumer, Business	2009	Final	Quasi-Prescriptive	Quasi-Prescriptive	63.0	10.8	n/a
729	39	Electricity Retrofit Incentive	Consumer, Business	2009	Final	Quasi-Prescriptive	Quasi-Prescriptive	63.0	10.8	n/a
730	39	Electricity Retrofit Incentive	Consumer, Business	2009	Final	Quasi-Prescriptive	Quasi-Prescriptive	63.0	10.8	n/a
731	39	Electricity Retrofit Incentive	Consumer, Business	2009	Final	Quasi-Prescriptive	Quasi-Prescriptive	63.0	10.8	n/a
732	39	Electricity Retrofit Incentive	Consumer, Business	2009	Final	Quasi-Prescriptive	Quasi-Prescriptive	63.0	10.8	n/a
733	39	Electricity Retrofit Incentive	Consumer, Business	2009	Final	Quasi-Prescriptive	Quasi-Prescriptive	63.0	10.8	n/a
734	39	Electricity Retrofit Incentive	Consumer, Business	2009	Final	Quasi-Prescriptive	Quasi-Prescriptive	63.0	10.8	n/a
735	39	Electricity Retrofit Incentive	Consumer, Business	2009	Final	Quasi-Prescriptive	Quasi-Prescriptive	63.0	10.8	n/a
736	39	Electricity Retrofit Incentive	Consumer, Business	2009	Final	Quasi-Prescriptive	Quasi-Prescriptive	63.0	10.8	n/a
737	39	Electricity Retrofit Incentive	Consumer, Business	2009	Final	Quasi-Prescriptive	Quasi-Prescriptive	63.0	10.8	n/a
738	39	Electricity Retrofit Incentive	Consumer, Business	2009	Final	Quasi-Prescriptive	Quasi-Prescriptive	63.0	10.8	n/a
739	39	Electricity Retrofit Incentive	Consumer, Business	2009	Final	Quasi-Prescriptive	Quasi-Prescriptive	63.0	10.8	n/a
740	39	Electricity Retrofit Incentive	Consumer, Business	2009	Final	Quasi-Prescriptive	Quasi-Prescriptive	63.0	10.8	n/a
741	39	Electricity Retrofit Incentive	Consumer, Business	2009	Final	Quasi-Prescriptive	Quasi-Prescriptive	63.0	10.8	n/a
742	39	Electricity Retrofit Incentive	Consumer, Business	2009	Final	Quasi-Prescriptive	Quasi-Prescriptive	63.0	10.8	n/a
743	39	Electricity Retrofit Incentive	Consumer, Business	2009	Final	Quasi-Prescriptive	Quasi-Prescriptive	63.0	10.8	n/a
744	39	Electricity Retrofit Incentive	Consumer, Business	2009	Final	Quasi-Prescriptive	Quasi-Prescriptive	63.0	10.8	n/a
745	39	Electricity Retrofit Incentive	Consumer, Business	2009	Final	Quasi-Prescriptive	Quasi-Prescriptive	63.0	10.8	n/a
746	39	Electricity Retrofit Incentive	Consumer, Business	2009	Final	Quasi-Prescriptive	Quasi-Prescriptive	63.0	10.8	n/a
747	39	Electricity Retrofit Incentive	Consumer, Business	2009	Final	Quasi-Prescriptive	Quasi-Prescriptive	63.0	10.8	n/a
748	39	Electricity Retrofit Incentive	Consumer, Business	2009	Final	Quasi-Prescriptive	Quasi-Prescriptive	63.0	10.8	n/a

# OPA Conservation & Demand Management Programs

Measure Results at End-User Level

For: Horizon Utilities Corporation

#	Initiative Number	Initiative Name	Program Name	Program Year	Results Status	LDC Specific Results					
						Gross Summer Peak Demand Savings (kW)	Gross Annual Energy Savings (kWh)	Gross Lifetime Energy Savings (kWh)	Net Summer Peak Demand Savings (kW)	Net Annual Energy Savings (kWh)	Net Lifetime Energy Savings (kWh)
715	39	Electricity Retrofit Incentive	Consumer, Business	2009	Final	n/a	n/a	n/a	n/a	n/a	n/a
716	39	Electricity Retrofit Incentive	Consumer, Business	2009	Final	n/a	n/a	n/a	n/a	n/a	n/a
717	39	Electricity Retrofit Incentive	Consumer, Business	2009	Final	n/a	n/a	n/a	n/a	n/a	n/a
718	39	Electricity Retrofit Incentive	Consumer, Business	2009	Final	n/a	n/a	n/a	n/a	n/a	n/a
719	39	Electricity Retrofit Incentive	Consumer, Business	2009	Final	n/a	n/a	n/a	n/a	n/a	n/a
720	39	Electricity Retrofit Incentive	Consumer, Business	2009	Final	n/a	n/a	n/a	n/a	n/a	n/a
721	39	Electricity Retrofit Incentive	Consumer, Business	2009	Final	n/a	n/a	n/a	n/a	n/a	n/a
722	39	Electricity Retrofit Incentive	Consumer, Business	2009	Final	n/a	n/a	n/a	n/a	n/a	n/a
723	39	Electricity Retrofit Incentive	Consumer, Business	2009	Final	n/a	n/a	n/a	n/a	n/a	n/a
724	39	Electricity Retrofit Incentive	Consumer, Business	2009	Final	n/a	n/a	n/a	n/a	n/a	n/a
725	39	Electricity Retrofit Incentive	Consumer, Business	2009	Final	n/a	n/a	n/a	n/a	n/a	n/a
726	39	Electricity Retrofit Incentive	Consumer, Business	2009	Final	n/a	n/a	n/a	n/a	n/a	n/a
727	39	Electricity Retrofit Incentive	Consumer, Business	2009	Final	n/a	n/a	n/a	n/a	n/a	n/a
728	39	Electricity Retrofit Incentive	Consumer, Business	2009	Final	n/a	n/a	n/a	n/a	n/a	n/a
729	39	Electricity Retrofit Incentive	Consumer, Business	2009	Final	n/a	n/a	n/a	n/a	n/a	n/a
730	39	Electricity Retrofit Incentive	Consumer, Business	2009	Final	n/a	n/a	n/a	n/a	n/a	n/a
731	39	Electricity Retrofit Incentive	Consumer, Business	2009	Final	n/a	n/a	n/a	n/a	n/a	n/a
732	39	Electricity Retrofit Incentive	Consumer, Business	2009	Final	n/a	n/a	n/a	n/a	n/a	n/a
733	39	Electricity Retrofit Incentive	Consumer, Business	2009	Final	n/a	n/a	n/a	n/a	n/a	n/a
734	39	Electricity Retrofit Incentive	Consumer, Business	2009	Final	n/a	n/a	n/a	n/a	n/a	n/a
735	39	Electricity Retrofit Incentive	Consumer, Business	2009	Final	n/a	n/a	n/a	n/a	n/a	n/a
736	39	Electricity Retrofit Incentive	Consumer, Business	2009	Final	n/a	n/a	n/a	n/a	n/a	n/a
737	39	Electricity Retrofit Incentive	Consumer, Business	2009	Final	n/a	n/a	n/a	n/a	n/a	n/a
738	39	Electricity Retrofit Incentive	Consumer, Business	2009	Final	n/a	n/a	n/a	n/a	n/a	n/a
739	39	Electricity Retrofit Incentive	Consumer, Business	2009	Final	n/a	n/a	n/a	n/a	n/a	n/a
740	39	Electricity Retrofit Incentive	Consumer, Business	2009	Final	n/a	n/a	n/a	n/a	n/a	n/a
741	39	Electricity Retrofit Incentive	Consumer, Business	2009	Final	n/a	n/a	n/a	n/a	n/a	n/a
742	39	Electricity Retrofit Incentive	Consumer, Business	2009	Final	n/a	n/a	n/a	n/a	n/a	n/a
743	39	Electricity Retrofit Incentive	Consumer, Business	2009	Final	n/a	n/a	n/a	n/a	n/a	n/a
744	39	Electricity Retrofit Incentive	Consumer, Business	2009	Final	n/a	n/a	n/a	n/a	n/a	n/a
745	39	Electricity Retrofit Incentive	Consumer, Business	2009	Final	n/a	n/a	n/a	n/a	n/a	n/a
746	39	Electricity Retrofit Incentive	Consumer, Business	2009	Final	n/a	n/a	n/a	n/a	n/a	n/a
747	39	Electricity Retrofit Incentive	Consumer, Business	2009	Final	n/a	n/a	n/a	n/a	n/a	n/a
748	39	Electricity Retrofit Incentive	Consumer, Business	2009	Final	n/a	n/a	n/a	n/a	n/a	n/a

# OPA Conservation & Demand Management Programs

Measure Results at End-User Level

For: Horizon Utilities Corporation

#	Initiative Number	Initiative Name	Program Name	Program Year	Results Status	#
749	39	Electricity Retrofit Incentive	Consumer, Business	2009	Final	61
750	39	Electricity Retrofit Incentive	Consumer, Business	2009	Final	62
751	39	Electricity Retrofit Incentive	Consumer, Business	2009	Final	63
752	39	Electricity Retrofit Incentive	Consumer, Business	2009	Final	64
753	39	Electricity Retrofit Incentive	Consumer, Business	2009	Final	65
754	39	Electricity Retrofit Incentive	Consumer, Business	2009	Final	66
755	39	Electricity Retrofit Incentive	Consumer, Business	2009	Final	67
756	39	Electricity Retrofit Incentive	Consumer, Business	2009	Final	68
757	39	Electricity Retrofit Incentive	Consumer, Business	2009	Final	69
758	39	Electricity Retrofit Incentive	Consumer, Business	2009	Final	70
759	39	Electricity Retrofit Incentive	Consumer, Business	2009	Final	71
760	39	Electricity Retrofit Incentive	Consumer, Business	2009	Final	72
761	39	Electricity Retrofit Incentive	Consumer, Business	2009	Final	73
762	39	Electricity Retrofit Incentive	Consumer, Business	2009	Final	74
763	39	Electricity Retrofit Incentive	Consumer, Business	2009	Final	75
764	39	Electricity Retrofit Incentive	Consumer, Business	2009	Final	76
765	39	Electricity Retrofit Incentive	Consumer, Business	2009	Final	77
766	39	Electricity Retrofit Incentive	Consumer, Business	2009	Final	78
767	39	Electricity Retrofit Incentive	Consumer, Business	2009	Final	79
768	39	Electricity Retrofit Incentive	Consumer, Business	2009	Final	80
769	39	Electricity Retrofit Incentive	Consumer, Business	2009	Final	81
770	39	Electricity Retrofit Incentive	Consumer, Business	2009	Final	82
771	39	Electricity Retrofit Incentive	Consumer, Business	2009	Final	83
772	39	Electricity Retrofit Incentive	Consumer, Business	2009	Final	84
773	39	Electricity Retrofit Incentive	Consumer, Business	2009	Final	85
774	39	Electricity Retrofit Incentive	Consumer, Business	2009	Final	86
775	39	Electricity Retrofit Incentive	Consumer, Business	2009	Final	87
776	39	Electricity Retrofit Incentive	Consumer, Business	2009	Final	88
777	39	Electricity Retrofit Incentive	Consumer, Business	2009	Final	89
778	39	Electricity Retrofit Incentive	Consumer, Business	2009	Final	90
779	39	Electricity Retrofit Incentive	Consumer, Business	2009	Final	91
780	39	Electricity Retrofit Incentive	Consumer, Business	2009	Final	92
781	39	Electricity Retrofit Incentive	Consumer, Business	2009	Final	93
782	39	Electricity Retrofit Incentive	Consumer, Business	2009	Final	94



# OPA Conservation & Demand Management Programs

Measure Results at End-User Level

For: Horizon Utilities Corporation

#	Initiative Number	Initiative Name	Program Name	Program Year	Results Status	Measure Name
749	39	Electricity Retrofit Incentive	Consumer, Business	2009	Final	Motor Open Drip-Proof (ODP), 10 HP - Commercial Sector
750	39	Electricity Retrofit Incentive	Consumer, Business	2009	Final	Motor Open Drip-Proof (ODP), 15 HP - Commercial Sector
751	39	Electricity Retrofit Incentive	Consumer, Business	2009	Final	Motor Open Drip-Proof (ODP), 20 HP - Commercial Sector
752	39	Electricity Retrofit Incentive	Consumer, Business	2009	Final	Motor Open Drip-Proof (ODP), 25 HP - Commercial Sector
753	39	Electricity Retrofit Incentive	Consumer, Business	2009	Final	Motor Open Drip-Proof (ODP), 30 HP - Commercial Sector
754	39	Electricity Retrofit Incentive	Consumer, Business	2009	Final	Motor Open Drip-Proof (ODP), 40 HP - Commercial Sector
755	39	Electricity Retrofit Incentive	Consumer, Business	2009	Final	Motor Open Drip-Proof (ODP), 50 HP - Commercial Sector
756	39	Electricity Retrofit Incentive	Consumer, Business	2009	Final	Motor Open Drip-Proof (ODP), 60 HP - Commercial Sector
757	39	Electricity Retrofit Incentive	Consumer, Business	2009	Final	Motor Open Drip-Proof (ODP), 75 HP - Commercial Sector
758	39	Electricity Retrofit Incentive	Consumer, Business	2009	Final	Motor Open Drip-Proof (ODP), 100 HP - Commercial Sector
759	39	Electricity Retrofit Incentive	Consumer, Business	2009	Final	Motor Open Drip-Proof (ODP), 125 HP - Commercial Sector
760	39	Electricity Retrofit Incentive	Consumer, Business	2009	Final	Motor Open Drip-Proof (ODP), 150 HP - Commercial Sector
761	39	Electricity Retrofit Incentive	Consumer, Business	2009	Final	Motor Open Drip-Proof (ODP), 200 HP - Commercial Sector
762	39	Electricity Retrofit Incentive	Consumer, Business	2009	Final	Motor Totally Enclosed Fan-Cooled (TEFC), 1 HP - Commercial Sector
763	39	Electricity Retrofit Incentive	Consumer, Business	2009	Final	Motor Totally Enclosed Fan-Cooled (TEFC), 1.5 HP - Commercial Sector
764	39	Electricity Retrofit Incentive	Consumer, Business	2009	Final	Motor Totally Enclosed Fan-Cooled (TEFC), 2 HP - Commercial Sector
765	39	Electricity Retrofit Incentive	Consumer, Business	2009	Final	Motor Totally Enclosed Fan-Cooled (TEFC), 3 HP - Commercial Sector
766	39	Electricity Retrofit Incentive	Consumer, Business	2009	Final	Motor Totally Enclosed Fan-Cooled (TEFC), 5 HP - Commercial Sector
767	39	Electricity Retrofit Incentive	Consumer, Business	2009	Final	Motor Totally Enclosed Fan-Cooled (TEFC), 7.5 HP - Commercial Sector
768	39	Electricity Retrofit Incentive	Consumer, Business	2009	Final	Motor Totally Enclosed Fan-Cooled (TEFC), 10 HP - Commercial Sector
769	39	Electricity Retrofit Incentive	Consumer, Business	2009	Final	Motor Totally Enclosed Fan-Cooled (TEFC), 15 HP - Commercial Sector
770	39	Electricity Retrofit Incentive	Consumer, Business	2009	Final	Motor Totally Enclosed Fan-Cooled (TEFC), 20 HP - Commercial Sector
771	39	Electricity Retrofit Incentive	Consumer, Business	2009	Final	Motor Totally Enclosed Fan-Cooled (TEFC), 25 HP - Commercial Sector
772	39	Electricity Retrofit Incentive	Consumer, Business	2009	Final	Motor Totally Enclosed Fan-Cooled (TEFC), 30 HP - Commercial Sector
773	39	Electricity Retrofit Incentive	Consumer, Business	2009	Final	Motor Totally Enclosed Fan-Cooled (TEFC), 40 HP - Commercial Sector
774	39	Electricity Retrofit Incentive	Consumer, Business	2009	Final	Motor Totally Enclosed Fan-Cooled (TEFC), 50 HP - Commercial Sector
775	39	Electricity Retrofit Incentive	Consumer, Business	2009	Final	Motor Totally Enclosed Fan-Cooled (TEFC), 60 HP - Commercial Sector
776	39	Electricity Retrofit Incentive	Consumer, Business	2009	Final	Motor Totally Enclosed Fan-Cooled (TEFC), 75 HP - Commercial Sector
777	39	Electricity Retrofit Incentive	Consumer, Business	2009	Final	Motor Totally Enclosed Fan-Cooled (TEFC), 100 HP - Commercial Sector
778	39	Electricity Retrofit Incentive	Consumer, Business	2009	Final	Motor Totally Enclosed Fan-Cooled (TEFC), 125 HP - Commercial Sector
779	39	Electricity Retrofit Incentive	Consumer, Business	2009	Final	Motor Totally Enclosed Fan-Cooled (TEFC), 150 HP - Commercial Sector
780	39	Electricity Retrofit Incentive	Consumer, Business	2009	Final	Motor Totally Enclosed Fan-Cooled (TEFC), 200 HP - Commercial Sector
781	39	Electricity Retrofit Incentive	Consumer, Business	2009	Final	Unitary AC Single Phase <= 5.4 Tons - Commercial Sector
782	39	Electricity Retrofit Incentive	Consumer, Business	2009	Final	Unitary AC 3 Phase <= 5.4 Tons - Commercial Sector

## Measure Results at End-User Level

#	Initiative Number	Initiative Name	Program Name	Program Year	Results Status
749	39	Electricity Retrofit Incentive	Consumer, Business	2009	Final
750	39	Electricity Retrofit Incentive	Consumer, Business	2009	Final
751	39	Electricity Retrofit Incentive	Consumer, Business	2009	Final
752	39	Electricity Retrofit Incentive	Consumer, Business	2009	Final
753	39	Electricity Retrofit Incentive	Consumer, Business	2009	Final
754	39	Electricity Retrofit Incentive	Consumer, Business	2009	Final
755	39	Electricity Retrofit Incentive	Consumer, Business	2009	Final
756	39	Electricity Retrofit Incentive	Consumer, Business	2009	Final
757	39	Electricity Retrofit Incentive	Consumer, Business	2009	Final
758	39	Electricity Retrofit Incentive	Consumer, Business	2009	Final
759	39	Electricity Retrofit Incentive	Consumer, Business	2009	Final
760	39	Electricity Retrofit Incentive	Consumer, Business	2009	Final
761	39	Electricity Retrofit Incentive	Consumer, Business	2009	Final
762	39	Electricity Retrofit Incentive	Consumer, Business	2009	Final
763	39	Electricity Retrofit Incentive	Consumer, Business	2009	Final
764	39	Electricity Retrofit Incentive	Consumer, Business	2009	Final
765	39	Electricity Retrofit Incentive	Consumer, Business	2009	Final
766	39	Electricity Retrofit Incentive	Consumer, Business	2009	Final
767	39	Electricity Retrofit Incentive	Consumer, Business	2009	Final
768	39	Electricity Retrofit Incentive	Consumer, Business	2009	Final
769	39	Electricity Retrofit Incentive	Consumer, Business	2009	Final
770	39	Electricity Retrofit Incentive	Consumer, Business	2009	Final
771	39	Electricity Retrofit Incentive	Consumer, Business	2009	Final
772	39	Electricity Retrofit Incentive	Consumer, Business	2009	Final
773	39	Electricity Retrofit Incentive	Consumer, Business	2009	Final
774	39	Electricity Retrofit Incentive	Consumer, Business	2009	Final
775	39	Electricity Retrofit Incentive	Consumer, Business	2009	Final
776	39	Electricity Retrofit Incentive	Consumer, Business	2009	Final
777	39	Electricity Retrofit Incentive	Consumer, Business	2009	Final
778	39	Electricity Retrofit Incentive	Consumer, Business	2009	Final
779	39	Electricity Retrofit Incentive	Consumer, Business	2009	Final
780	39	Electricity Retrofit Incentive	Consumer, Business	2009	Final
781	39	Electricity Retrofit Incentive	Consumer, Business	2009	Final
782	39	Electricity Retrofit Incentive	Consumer, Business	2009	Final

[illegible]

# OPA Conservation & Demand Management Programs

Measure Results at End-User Level

For: Horizon Utilities Corporation

#	Initiative Number	Initiative Name	Program Name	Program Year	Results Status	Assumptions				Activity Results (#)
						Net Annual Energy Savings (kWh)	Net Lifetime Energy Savings (kWh)	Aggregate Net-to-Gross Adjustment (%)	Effective Useful Life (EUL)	
749	39	Electricity Retrofit Incentive	Consumer, Business	2009	Final	Quasi-Prescriptive	Quasi-Prescriptive	63.0	10.8	n/a
750	39	Electricity Retrofit Incentive	Consumer, Business	2009	Final	Quasi-Prescriptive	Quasi-Prescriptive	63.0	10.8	n/a
751	39	Electricity Retrofit Incentive	Consumer, Business	2009	Final	Quasi-Prescriptive	Quasi-Prescriptive	63.0	10.8	n/a
752	39	Electricity Retrofit Incentive	Consumer, Business	2009	Final	Quasi-Prescriptive	Quasi-Prescriptive	63.0	10.8	n/a
753	39	Electricity Retrofit Incentive	Consumer, Business	2009	Final	Quasi-Prescriptive	Quasi-Prescriptive	63.0	10.8	n/a
754	39	Electricity Retrofit Incentive	Consumer, Business	2009	Final	Quasi-Prescriptive	Quasi-Prescriptive	63.0	10.8	n/a
755	39	Electricity Retrofit Incentive	Consumer, Business	2009	Final	Quasi-Prescriptive	Quasi-Prescriptive	63.0	10.8	n/a
756	39	Electricity Retrofit Incentive	Consumer, Business	2009	Final	Quasi-Prescriptive	Quasi-Prescriptive	63.0	10.8	n/a
757	39	Electricity Retrofit Incentive	Consumer, Business	2009	Final	Quasi-Prescriptive	Quasi-Prescriptive	63.0	10.8	n/a
758	39	Electricity Retrofit Incentive	Consumer, Business	2009	Final	Quasi-Prescriptive	Quasi-Prescriptive	63.0	10.8	n/a
759	39	Electricity Retrofit Incentive	Consumer, Business	2009	Final	Quasi-Prescriptive	Quasi-Prescriptive	63.0	10.8	n/a
760	39	Electricity Retrofit Incentive	Consumer, Business	2009	Final	Quasi-Prescriptive	Quasi-Prescriptive	63.0	10.8	n/a
761	39	Electricity Retrofit Incentive	Consumer, Business	2009	Final	Quasi-Prescriptive	Quasi-Prescriptive	63.0	10.8	n/a
762	39	Electricity Retrofit Incentive	Consumer, Business	2009	Final	Quasi-Prescriptive	Quasi-Prescriptive	63.0	10.8	n/a
763	39	Electricity Retrofit Incentive	Consumer, Business	2009	Final	Quasi-Prescriptive	Quasi-Prescriptive	63.0	10.8	n/a
764	39	Electricity Retrofit Incentive	Consumer, Business	2009	Final	Quasi-Prescriptive	Quasi-Prescriptive	63.0	10.8	n/a
765	39	Electricity Retrofit Incentive	Consumer, Business	2009	Final	Quasi-Prescriptive	Quasi-Prescriptive	63.0	10.8	n/a
766	39	Electricity Retrofit Incentive	Consumer, Business	2009	Final	Quasi-Prescriptive	Quasi-Prescriptive	63.0	10.8	n/a
767	39	Electricity Retrofit Incentive	Consumer, Business	2009	Final	Quasi-Prescriptive	Quasi-Prescriptive	63.0	10.8	n/a
768	39	Electricity Retrofit Incentive	Consumer, Business	2009	Final	Quasi-Prescriptive	Quasi-Prescriptive	63.0	10.8	n/a
769	39	Electricity Retrofit Incentive	Consumer, Business	2009	Final	Quasi-Prescriptive	Quasi-Prescriptive	63.0	10.8	n/a
770	39	Electricity Retrofit Incentive	Consumer, Business	2009	Final	Quasi-Prescriptive	Quasi-Prescriptive	63.0	10.8	n/a
771	39	Electricity Retrofit Incentive	Consumer, Business	2009	Final	Quasi-Prescriptive	Quasi-Prescriptive	63.0	10.8	n/a
772	39	Electricity Retrofit Incentive	Consumer, Business	2009	Final	Quasi-Prescriptive	Quasi-Prescriptive	63.0	10.8	n/a
773	39	Electricity Retrofit Incentive	Consumer, Business	2009	Final	Quasi-Prescriptive	Quasi-Prescriptive	63.0	10.8	n/a
774	39	Electricity Retrofit Incentive	Consumer, Business	2009	Final	Quasi-Prescriptive	Quasi-Prescriptive	63.0	10.8	n/a
775	39	Electricity Retrofit Incentive	Consumer, Business	2009	Final	Quasi-Prescriptive	Quasi-Prescriptive	63.0	10.8	n/a
776	39	Electricity Retrofit Incentive	Consumer, Business	2009	Final	Quasi-Prescriptive	Quasi-Prescriptive	63.0	10.8	n/a
777	39	Electricity Retrofit Incentive	Consumer, Business	2009	Final	Quasi-Prescriptive	Quasi-Prescriptive	63.0	10.8	n/a
778	39	Electricity Retrofit Incentive	Consumer, Business	2009	Final	Quasi-Prescriptive	Quasi-Prescriptive	63.0	10.8	n/a
779	39	Electricity Retrofit Incentive	Consumer, Business	2009	Final	Quasi-Prescriptive	Quasi-Prescriptive	63.0	10.8	n/a
780	39	Electricity Retrofit Incentive	Consumer, Business	2009	Final	Quasi-Prescriptive	Quasi-Prescriptive	63.0	10.8	n/a
781	39	Electricity Retrofit Incentive	Consumer, Business	2009	Final	Quasi-Prescriptive	Quasi-Prescriptive	63.0	10.8	n/a
782	39	Electricity Retrofit Incentive	Consumer, Business	2009	Final	Quasi-Prescriptive	Quasi-Prescriptive	63.0	10.8	n/a

# OPA Conservation & Demand Management Programs

Measure Results at End-User Level

For: Horizon Utilities Corporation

#	Initiative Number	Initiative Name	Program Name	Program Year	Results Status	LDC Specific Results					
						Gross Summer Peak Demand Savings (kW)	Gross Annual Energy Savings (kWh)	Gross Lifetime Energy Savings (kWh)	Net Summer Peak Demand Savings (kW)	Net Annual Energy Savings (kWh)	Net Lifetime Energy Savings (kWh)
749	39	Electricity Retrofit Incentive	Consumer, Business	2009	Final	n/a	n/a	n/a	n/a	n/a	n/a
750	39	Electricity Retrofit Incentive	Consumer, Business	2009	Final	n/a	n/a	n/a	n/a	n/a	n/a
751	39	Electricity Retrofit Incentive	Consumer, Business	2009	Final	n/a	n/a	n/a	n/a	n/a	n/a
752	39	Electricity Retrofit Incentive	Consumer, Business	2009	Final	n/a	n/a	n/a	n/a	n/a	n/a
753	39	Electricity Retrofit Incentive	Consumer, Business	2009	Final	n/a	n/a	n/a	n/a	n/a	n/a
754	39	Electricity Retrofit Incentive	Consumer, Business	2009	Final	n/a	n/a	n/a	n/a	n/a	n/a
755	39	Electricity Retrofit Incentive	Consumer, Business	2009	Final	n/a	n/a	n/a	n/a	n/a	n/a
756	39	Electricity Retrofit Incentive	Consumer, Business	2009	Final	n/a	n/a	n/a	n/a	n/a	n/a
757	39	Electricity Retrofit Incentive	Consumer, Business	2009	Final	n/a	n/a	n/a	n/a	n/a	n/a
758	39	Electricity Retrofit Incentive	Consumer, Business	2009	Final	n/a	n/a	n/a	n/a	n/a	n/a
759	39	Electricity Retrofit Incentive	Consumer, Business	2009	Final	n/a	n/a	n/a	n/a	n/a	n/a
760	39	Electricity Retrofit Incentive	Consumer, Business	2009	Final	n/a	n/a	n/a	n/a	n/a	n/a
761	39	Electricity Retrofit Incentive	Consumer, Business	2009	Final	n/a	n/a	n/a	n/a	n/a	n/a
762	39	Electricity Retrofit Incentive	Consumer, Business	2009	Final	n/a	n/a	n/a	n/a	n/a	n/a
763	39	Electricity Retrofit Incentive	Consumer, Business	2009	Final	n/a	n/a	n/a	n/a	n/a	n/a
764	39	Electricity Retrofit Incentive	Consumer, Business	2009	Final	n/a	n/a	n/a	n/a	n/a	n/a
765	39	Electricity Retrofit Incentive	Consumer, Business	2009	Final	n/a	n/a	n/a	n/a	n/a	n/a
766	39	Electricity Retrofit Incentive	Consumer, Business	2009	Final	n/a	n/a	n/a	n/a	n/a	n/a
767	39	Electricity Retrofit Incentive	Consumer, Business	2009	Final	n/a	n/a	n/a	n/a	n/a	n/a
768	39	Electricity Retrofit Incentive	Consumer, Business	2009	Final	n/a	n/a	n/a	n/a	n/a	n/a
769	39	Electricity Retrofit Incentive	Consumer, Business	2009	Final	n/a	n/a	n/a	n/a	n/a	n/a
770	39	Electricity Retrofit Incentive	Consumer, Business	2009	Final	n/a	n/a	n/a	n/a	n/a	n/a
771	39	Electricity Retrofit Incentive	Consumer, Business	2009	Final	n/a	n/a	n/a	n/a	n/a	n/a
772	39	Electricity Retrofit Incentive	Consumer, Business	2009	Final	n/a	n/a	n/a	n/a	n/a	n/a
773	39	Electricity Retrofit Incentive	Consumer, Business	2009	Final	n/a	n/a	n/a	n/a	n/a	n/a
774	39	Electricity Retrofit Incentive	Consumer, Business	2009	Final	n/a	n/a	n/a	n/a	n/a	n/a
775	39	Electricity Retrofit Incentive	Consumer, Business	2009	Final	n/a	n/a	n/a	n/a	n/a	n/a
776	39	Electricity Retrofit Incentive	Consumer, Business	2009	Final	n/a	n/a	n/a	n/a	n/a	n/a
777	39	Electricity Retrofit Incentive	Consumer, Business	2009	Final	n/a	n/a	n/a	n/a	n/a	n/a
778	39	Electricity Retrofit Incentive	Consumer, Business	2009	Final	n/a	n/a	n/a	n/a	n/a	n/a
779	39	Electricity Retrofit Incentive	Consumer, Business	2009	Final	n/a	n/a	n/a	n/a	n/a	n/a
780	39	Electricity Retrofit Incentive	Consumer, Business	2009	Final	n/a	n/a	n/a	n/a	n/a	n/a
781	39	Electricity Retrofit Incentive	Consumer, Business	2009	Final	n/a	n/a	n/a	n/a	n/a	n/a
782	39	Electricity Retrofit Incentive	Consumer, Business	2009	Final	n/a	n/a	n/a	n/a	n/a	n/a

# OPA Conservation & Demand Management Programs

Measure Results at End-User Level

For: Horizon Utilities Corporation

#	Initiative Number	Initiative Name	Program Name	Program Year	Results Status	#
783	39	Electricity Retrofit Incentive	Consumer, Business	2009	Final	95
784	39	Electricity Retrofit Incentive	Consumer, Business	2009	Final	96
785	39	Electricity Retrofit Incentive	Consumer, Business	2009	Final	97
786	39	Electricity Retrofit Incentive	Consumer, Business	2009	Final	98
787	39	Electricity Retrofit Incentive	Consumer, Business	2009	Final	99
788	39	Electricity Retrofit Incentive	Consumer, Business	2009	Final	100
789	39	Electricity Retrofit Incentive	Consumer, Business	2009	Final	101
790	39	Electricity Retrofit Incentive	Consumer, Business	2009	Final	102
791	39	Electricity Retrofit Incentive	Consumer, Business	2009	Final	103
792	39	Electricity Retrofit Incentive	Consumer, Business	2009	Final	104
793	39	Electricity Retrofit Incentive	Consumer, Business	2009	Final	105
794	39	Electricity Retrofit Incentive	Consumer, Business	2009	Final	106
795	39	Electricity Retrofit Incentive	Consumer, Business	2009	Final	107
796	39	Electricity Retrofit Incentive	Consumer, Business	2009	Final	108
797	39	Electricity Retrofit Incentive	Consumer, Business	2009	Final	109
798	39	Electricity Retrofit Incentive	Consumer, Business	2009	Final	110
799	39	Electricity Retrofit Incentive	Consumer, Business	2009	Final	111
800	39	Electricity Retrofit Incentive	Consumer, Business	2009	Final	112
801	39	Electricity Retrofit Incentive	Consumer, Business	2009	Final	113
802	39	Electricity Retrofit Incentive	Consumer, Business	2009	Final	114
803	39	Electricity Retrofit Incentive	Consumer, Business	2009	Final	115
804	39	Electricity Retrofit Incentive	Consumer, Business	2009	Final	116
805	39	Electricity Retrofit Incentive	Consumer, Business	2009	Final	117
806	39	Electricity Retrofit Incentive	Consumer, Business	2009	Final	118
807	39	Electricity Retrofit Incentive	Consumer, Business	2009	Final	119
808	39	Electricity Retrofit Incentive	Consumer, Business	2009	Final	120
809	39	Electricity Retrofit Incentive	Consumer, Business	2009	Final	121
810	39	Electricity Retrofit Incentive	Consumer, Business	2009	Final	122
811	39	Electricity Retrofit Incentive	Consumer, Business	2009	Final	123
812	39	Electricity Retrofit Incentive	Consumer, Business	2009	Final	124
813	39	Electricity Retrofit Incentive	Consumer, Business	2009	Final	125
814	39	Electricity Retrofit Incentive	Consumer, Business	2009	Final	126
815	39	Electricity Retrofit Incentive	Consumer, Business	2009	Final	127
816	39	Electricity Retrofit Incentive	Consumer, Business	2009	Final	128

# OPA Conservation & Demand Management Programs

Measure Results at End-User Level

For: Horizon Utilities Corporation

#	Initiative Number	Initiative Name	Program Name	Program Year	Results Status	Measure Name
783	39	Electricity Retrofit Incentive	Consumer, Business	2009	Final	Unitary AC >5.4 & <= 11.25 tons - Commercial Sector
784	39	Electricity Retrofit Incentive	Consumer, Business	2009	Final	Unitary AC >11.25 & <= 20 tons - Commercial Sector
785	39	Electricity Retrofit Incentive	Consumer, Business	2009	Final	Unitary AC 25 tons - Commercial Sector
786	39	Electricity Retrofit Incentive	Consumer, Business	2009	Final	AgriCommercial Creep Heat Pads, 75W - Commercial Sector
787	39	Electricity Retrofit Incentive	Consumer, Business	2009	Final	AgriCommercial Creep Heat Pads, 100W - Commercial Sector
788	39	Electricity Retrofit Incentive	Consumer, Business	2009	Final	AgriCommercial Creep Heat Pads, 150W - Commercial Sector
789	39	Electricity Retrofit Incentive	Consumer, Business	2009	Final	AgriCommercial Creep Heat Pads, 200W - Commercial Sector
790	39	Electricity Retrofit Incentive	Consumer, Business	2009	Final	AgriCommercial High Temperature Cutout Thermostat - Commercial Sector
791	39	Electricity Retrofit Incentive	Consumer, Business	2009	Final	AgriCommercial Creep Heat Controller - Commercial Sector
792	39	Electricity Retrofit Incentive	Consumer, Business	2009	Final	AgriCommercial Energy Efficient Ventilation Exhaust Fans - Commercial Sector
793	39	Electricity Retrofit Incentive	Consumer, Business	2009	Final	AgriCommercial Low Energy Livestock Waterers - Commercial Sector
794	39	Electricity Retrofit Incentive	Consumer, Business	2009	Final	AgriCommercial Photocell and Timer for Lighting Control - Commercial Sector
795	39	Electricity Retrofit Incentive	Consumer, Business	2009	Final	AgriCommercial High Speed Low Volume Fans - Commercial Sector
796	39	Electricity Retrofit Incentive	Consumer, Business	2009	Final	Solar Hot Water Collectors - Commercial Sector
797	39	Electricity Retrofit Incentive	Consumer, Business	2009	Final	Non-Electric Storage Tank Hot Water Heaters - Commercial Sector
798	39	Electricity Retrofit Incentive	Consumer, Business	2009	Final	Tankless/Instantaneous Hot Water Heaters - Commercial Sector
799	39	Electricity Retrofit Incentive	Consumer, Business	2009	Final	Drain Water Heat Recovery Systems - Commercial Sector
800	39	Electricity Retrofit Incentive	Consumer, Business	2009	Final	Custom Project - Commercial Sector
801	39	Electricity Retrofit Incentive	Consumer, Business	2009	Final	Lighting System ENERGY STAR® Rated Exit Signs - Multi-Family Sector
802	39	Electricity Retrofit Incentive	Consumer, Business	2009	Final	Lighting System Refrigerated Display Case LED Strip Lights - Multi-Family Sector
803	39	Electricity Retrofit Incentive	Consumer, Business	2009	Final	Lighting System Screw-In & GU-24 base CFLs - Multi-Family Sector
804	39	Electricity Retrofit Incentive	Consumer, Business	2009	Final	Lighting System PAR CFLs, <= 11W - Multi-Family Sector
805	39	Electricity Retrofit Incentive	Consumer, Business	2009	Final	Lighting System PAR CFLs, 12-20W - Multi-Family Sector
806	39	Electricity Retrofit Incentive	Consumer, Business	2009	Final	Lighting System PAR CFLs, 20-39W - Multi-Family Sector
807	39	Electricity Retrofit Incentive	Consumer, Business	2009	Final	Lighting System 2 Pin CFLs, <14W - Multi-Family Sector
808	39	Electricity Retrofit Incentive	Consumer, Business	2009	Final	Lighting System 2 Pin CFLs, 14-26W - Multi-Family Sector
809	39	Electricity Retrofit Incentive	Consumer, Business	2009	Final	Lighting System 2 Pin CFLs, 29-39W - Multi-Family Sector
810	39	Electricity Retrofit Incentive	Consumer, Business	2009	Final	Lighting System 4 Pin CFLs, <14W - Multi-Family Sector
811	39	Electricity Retrofit Incentive	Consumer, Business	2009	Final	Lighting System 4 Pin CFLs, 14-26W - Multi-Family Sector
812	39	Electricity Retrofit Incentive	Consumer, Business	2009	Final	Lighting System 4 Pin CFLs, 29-39W - Multi-Family Sector
813	39	Electricity Retrofit Incentive	Consumer, Business	2009	Final	Lighting System Dimmable CFLs, <=16W - Multi-Family Sector
814	39	Electricity Retrofit Incentive	Consumer, Business	2009	Final	Lighting System Dimmable CFLs, 17-20W - Multi-Family Sector
815	39	Electricity Retrofit Incentive	Consumer, Business	2009	Final	Lighting System Dimmable CFLs, 21-29W - Multi-Family Sector
816	39	Electricity Retrofit Incentive	Consumer, Business	2009	Final	Lighting System Standard Performance T8, Single Lamp - Multi-Family Sector



## Measure Results at End-User Level

#	Initiative Number	Initiative Name	Program Name	Program Year	Results Status
783	39	Electricity Retrofit Incentive	Consumer, Business	2009	Final
784	39	Electricity Retrofit Incentive	Consumer, Business	2009	Final
785	39	Electricity Retrofit Incentive	Consumer, Business	2009	Final
786	39	Electricity Retrofit Incentive	Consumer, Business	2009	Final
787	39	Electricity Retrofit Incentive	Consumer, Business	2009	Final
788	39	Electricity Retrofit Incentive	Consumer, Business	2009	Final
789	39	Electricity Retrofit Incentive	Consumer, Business	2009	Final
790	39	Electricity Retrofit Incentive	Consumer, Business	2009	Final
791	39	Electricity Retrofit Incentive	Consumer, Business	2009	Final
792	39	Electricity Retrofit Incentive	Consumer, Business	2009	Final
793	39	Electricity Retrofit Incentive	Consumer, Business	2009	Final
794	39	Electricity Retrofit Incentive	Consumer, Business	2009	Final
795	39	Electricity Retrofit Incentive	Consumer, Business	2009	Final
796	39	Electricity Retrofit Incentive	Consumer, Business	2009	Final
797	39	Electricity Retrofit Incentive	Consumer, Business	2009	Final
798	39	Electricity Retrofit Incentive	Consumer, Business	2009	Final
799	39	Electricity Retrofit Incentive	Consumer, Business	2009	Final
800	39	Electricity Retrofit Incentive	Consumer, Business	2009	Final
801	39	Electricity Retrofit Incentive	Consumer, Business	2009	Final
802	39	Electricity Retrofit Incentive	Consumer, Business	2009	Final
803	39	Electricity Retrofit Incentive	Consumer, Business	2009	Final
804	39	Electricity Retrofit Incentive	Consumer, Business	2009	Final
805	39	Electricity Retrofit Incentive	Consumer, Business	2009	Final
806	39	Electricity Retrofit Incentive	Consumer, Business	2009	Final
807	39	Electricity Retrofit Incentive	Consumer, Business	2009	Final
808	39	Electricity Retrofit Incentive	Consumer, Business	2009	Final
809	39	Electricity Retrofit Incentive	Consumer, Business	2009	Final
810	39	Electricity Retrofit Incentive	Consumer, Business	2009	Final
811	39	Electricity Retrofit Incentive	Consumer, Business	2009	Final
812	39	Electricity Retrofit Incentive	Consumer, Business	2009	Final
813	39	Electricity Retrofit Incentive	Consumer, Business	2009	Final
814	39	Electricity Retrofit Incentive	Consumer, Business	2009	Final
815	39	Electricity Retrofit Incentive	Consumer, Business	2009	Final
816	39	Electricity Retrofit Incentive	Consumer, Business	2009	Final

[illegible]

# OPA Conservation & Demand Management Programs

Measure Results at End-User Level

For: Horizon Utilities Corporation

#	Initiative Number	Initiative Name	Program Name	Program Year	Results Status	Assumptions				Activity Results (#)
						Net Annual Energy Savings (kWh)	Net Lifetime Energy Savings (kWh)	Aggregate Net-to-Gross Adjustment (%)	Effective Useful Life (EUL)	
783	39	Electricity Retrofit Incentive	Consumer, Business	2009	Final	Quasi-Prescriptive	Quasi-Prescriptive	63.0	10.8	n/a
784	39	Electricity Retrofit Incentive	Consumer, Business	2009	Final	Quasi-Prescriptive	Quasi-Prescriptive	63.0	10.8	n/a
785	39	Electricity Retrofit Incentive	Consumer, Business	2009	Final	Quasi-Prescriptive	Quasi-Prescriptive	63.0	10.8	n/a
786	39	Electricity Retrofit Incentive	Consumer, Business	2009	Final	Quasi-Prescriptive	Quasi-Prescriptive	63.0	10.8	n/a
787	39	Electricity Retrofit Incentive	Consumer, Business	2009	Final	Quasi-Prescriptive	Quasi-Prescriptive	63.0	10.8	n/a
788	39	Electricity Retrofit Incentive	Consumer, Business	2009	Final	Quasi-Prescriptive	Quasi-Prescriptive	63.0	10.8	n/a
789	39	Electricity Retrofit Incentive	Consumer, Business	2009	Final	Quasi-Prescriptive	Quasi-Prescriptive	63.0	10.8	n/a
790	39	Electricity Retrofit Incentive	Consumer, Business	2009	Final	Quasi-Prescriptive	Quasi-Prescriptive	63.0	10.8	n/a
791	39	Electricity Retrofit Incentive	Consumer, Business	2009	Final	Quasi-Prescriptive	Quasi-Prescriptive	63.0	10.8	n/a
792	39	Electricity Retrofit Incentive	Consumer, Business	2009	Final	Quasi-Prescriptive	Quasi-Prescriptive	63.0	10.8	n/a
793	39	Electricity Retrofit Incentive	Consumer, Business	2009	Final	Quasi-Prescriptive	Quasi-Prescriptive	63.0	10.8	n/a
794	39	Electricity Retrofit Incentive	Consumer, Business	2009	Final	Quasi-Prescriptive	Quasi-Prescriptive	63.0	10.8	n/a
795	39	Electricity Retrofit Incentive	Consumer, Business	2009	Final	Quasi-Prescriptive	Quasi-Prescriptive	63.0	10.8	n/a
796	39	Electricity Retrofit Incentive	Consumer, Business	2009	Final	Quasi-Prescriptive	Quasi-Prescriptive	63.0	10.8	n/a
797	39	Electricity Retrofit Incentive	Consumer, Business	2009	Final	Quasi-Prescriptive	Quasi-Prescriptive	63.0	10.8	n/a
798	39	Electricity Retrofit Incentive	Consumer, Business	2009	Final	Quasi-Prescriptive	Quasi-Prescriptive	63.0	10.8	n/a
799	39	Electricity Retrofit Incentive	Consumer, Business	2009	Final	Quasi-Prescriptive	Quasi-Prescriptive	63.0	10.8	n/a
800	39	Electricity Retrofit Incentive	Consumer, Business	2009	Final	Quasi-Prescriptive	Quasi-Prescriptive	63.0	10.8	n/a
801	39	Electricity Retrofit Incentive	Consumer, Business	2009	Final	Quasi-Prescriptive	Quasi-Prescriptive	83.0	6.4	n/a
802	39	Electricity Retrofit Incentive	Consumer, Business	2009	Final	Quasi-Prescriptive	Quasi-Prescriptive	83.0	6.4	n/a
803	39	Electricity Retrofit Incentive	Consumer, Business	2009	Final	Quasi-Prescriptive	Quasi-Prescriptive	83.0	6.4	n/a
804	39	Electricity Retrofit Incentive	Consumer, Business	2009	Final	Quasi-Prescriptive	Quasi-Prescriptive	83.0	6.4	n/a
805	39	Electricity Retrofit Incentive	Consumer, Business	2009	Final	Quasi-Prescriptive	Quasi-Prescriptive	83.0	6.4	n/a
806	39	Electricity Retrofit Incentive	Consumer, Business	2009	Final	Quasi-Prescriptive	Quasi-Prescriptive	83.0	6.4	n/a
807	39	Electricity Retrofit Incentive	Consumer, Business	2009	Final	Quasi-Prescriptive	Quasi-Prescriptive	83.0	6.4	n/a
808	39	Electricity Retrofit Incentive	Consumer, Business	2009	Final	Quasi-Prescriptive	Quasi-Prescriptive	83.0	6.4	n/a
809	39	Electricity Retrofit Incentive	Consumer, Business	2009	Final	Quasi-Prescriptive	Quasi-Prescriptive	83.0	6.4	n/a
810	39	Electricity Retrofit Incentive	Consumer, Business	2009	Final	Quasi-Prescriptive	Quasi-Prescriptive	83.0	6.4	n/a
811	39	Electricity Retrofit Incentive	Consumer, Business	2009	Final	Quasi-Prescriptive	Quasi-Prescriptive	83.0	6.4	n/a
812	39	Electricity Retrofit Incentive	Consumer, Business	2009	Final	Quasi-Prescriptive	Quasi-Prescriptive	83.0	6.4	n/a
813	39	Electricity Retrofit Incentive	Consumer, Business	2009	Final	Quasi-Prescriptive	Quasi-Prescriptive	83.0	6.4	n/a
814	39	Electricity Retrofit Incentive	Consumer, Business	2009	Final	Quasi-Prescriptive	Quasi-Prescriptive	83.0	6.4	n/a
815	39	Electricity Retrofit Incentive	Consumer, Business	2009	Final	Quasi-Prescriptive	Quasi-Prescriptive	83.0	6.4	n/a
816	39	Electricity Retrofit Incentive	Consumer, Business	2009	Final	Quasi-Prescriptive	Quasi-Prescriptive	83.0	6.4	n/a

# OPA Conservation & Demand Management Programs

Measure Results at End-User Level

For: Horizon Utilities Corporation

#	Initiative Number	Initiative Name	Program Name	Program Year	Results Status	LDC Specific Results					
						Gross Summer Peak Demand Savings (kW)	Gross Annual Energy Savings (kWh)	Gross Lifetime Energy Savings (kWh)	Net Summer Peak Demand Savings (kW)	Net Annual Energy Savings (kWh)	Net Lifetime Energy Savings (kWh)
783	39	Electricity Retrofit Incentive	Consumer, Business	2009	Final	n/a	n/a	n/a	n/a	n/a	n/a
784	39	Electricity Retrofit Incentive	Consumer, Business	2009	Final	n/a	n/a	n/a	n/a	n/a	n/a
785	39	Electricity Retrofit Incentive	Consumer, Business	2009	Final	n/a	n/a	n/a	n/a	n/a	n/a
786	39	Electricity Retrofit Incentive	Consumer, Business	2009	Final	n/a	n/a	n/a	n/a	n/a	n/a
787	39	Electricity Retrofit Incentive	Consumer, Business	2009	Final	n/a	n/a	n/a	n/a	n/a	n/a
788	39	Electricity Retrofit Incentive	Consumer, Business	2009	Final	n/a	n/a	n/a	n/a	n/a	n/a
789	39	Electricity Retrofit Incentive	Consumer, Business	2009	Final	n/a	n/a	n/a	n/a	n/a	n/a
790	39	Electricity Retrofit Incentive	Consumer, Business	2009	Final	n/a	n/a	n/a	n/a	n/a	n/a
791	39	Electricity Retrofit Incentive	Consumer, Business	2009	Final	n/a	n/a	n/a	n/a	n/a	n/a
792	39	Electricity Retrofit Incentive	Consumer, Business	2009	Final	n/a	n/a	n/a	n/a	n/a	n/a
793	39	Electricity Retrofit Incentive	Consumer, Business	2009	Final	n/a	n/a	n/a	n/a	n/a	n/a
794	39	Electricity Retrofit Incentive	Consumer, Business	2009	Final	n/a	n/a	n/a	n/a	n/a	n/a
795	39	Electricity Retrofit Incentive	Consumer, Business	2009	Final	n/a	n/a	n/a	n/a	n/a	n/a
796	39	Electricity Retrofit Incentive	Consumer, Business	2009	Final	n/a	n/a	n/a	n/a	n/a	n/a
797	39	Electricity Retrofit Incentive	Consumer, Business	2009	Final	n/a	n/a	n/a	n/a	n/a	n/a
798	39	Electricity Retrofit Incentive	Consumer, Business	2009	Final	n/a	n/a	n/a	n/a	n/a	n/a
799	39	Electricity Retrofit Incentive	Consumer, Business	2009	Final	n/a	n/a	n/a	n/a	n/a	n/a
800	39	Electricity Retrofit Incentive	Consumer, Business	2009	Final	n/a	n/a	n/a	n/a	n/a	n/a
801	39	Electricity Retrofit Incentive	Consumer, Business	2009	Final	n/a	n/a	n/a	n/a	n/a	n/a
802	39	Electricity Retrofit Incentive	Consumer, Business	2009	Final	n/a	n/a	n/a	n/a	n/a	n/a
803	39	Electricity Retrofit Incentive	Consumer, Business	2009	Final	n/a	n/a	n/a	n/a	n/a	n/a
804	39	Electricity Retrofit Incentive	Consumer, Business	2009	Final	n/a	n/a	n/a	n/a	n/a	n/a
805	39	Electricity Retrofit Incentive	Consumer, Business	2009	Final	n/a	n/a	n/a	n/a	n/a	n/a
806	39	Electricity Retrofit Incentive	Consumer, Business	2009	Final	n/a	n/a	n/a	n/a	n/a	n/a
807	39	Electricity Retrofit Incentive	Consumer, Business	2009	Final	n/a	n/a	n/a	n/a	n/a	n/a
808	39	Electricity Retrofit Incentive	Consumer, Business	2009	Final	n/a	n/a	n/a	n/a	n/a	n/a
809	39	Electricity Retrofit Incentive	Consumer, Business	2009	Final	n/a	n/a	n/a	n/a	n/a	n/a
810	39	Electricity Retrofit Incentive	Consumer, Business	2009	Final	n/a	n/a	n/a	n/a	n/a	n/a
811	39	Electricity Retrofit Incentive	Consumer, Business	2009	Final	n/a	n/a	n/a	n/a	n/a	n/a
812	39	Electricity Retrofit Incentive	Consumer, Business	2009	Final	n/a	n/a	n/a	n/a	n/a	n/a
813	39	Electricity Retrofit Incentive	Consumer, Business	2009	Final	n/a	n/a	n/a	n/a	n/a	n/a
814	39	Electricity Retrofit Incentive	Consumer, Business	2009	Final	n/a	n/a	n/a	n/a	n/a	n/a
815	39	Electricity Retrofit Incentive	Consumer, Business	2009	Final	n/a	n/a	n/a	n/a	n/a	n/a
816	39	Electricity Retrofit Incentive	Consumer, Business	2009	Final	n/a	n/a	n/a	n/a	n/a	n/a

OPA Conservation & Demand Management Programs

Measure Results at End-User Level

For: Horizon Utilities Corporation

#	Initiative Number	Initiative Name	Program Name	Program Year	Results Status	#
817	39	Electricity Retrofit Incentive	Consumer, Business	2009	Final	129
818	39	Electricity Retrofit Incentive	Consumer, Business	2009	Final	130
819	39	Electricity Retrofit Incentive	Consumer, Business	2009	Final	131
820	39	Electricity Retrofit Incentive	Consumer, Business	2009	Final	132
821	39	Electricity Retrofit Incentive	Consumer, Business	2009	Final	133
822	39	Electricity Retrofit Incentive	Consumer, Business	2009	Final	134
823	39	Electricity Retrofit Incentive	Consumer, Business	2009	Final	135
824	39	Electricity Retrofit Incentive	Consumer, Business	2009	Final	136
825	39	Electricity Retrofit Incentive	Consumer, Business	2009	Final	137
826	39	Electricity Retrofit Incentive	Consumer, Business	2009	Final	138
827	39	Electricity Retrofit Incentive	Consumer, Business	2009	Final	139
828	39	Electricity Retrofit Incentive	Consumer, Business	2009	Final	140
829	39	Electricity Retrofit Incentive	Consumer, Business	2009	Final	141
830	39	Electricity Retrofit Incentive	Consumer, Business	2009	Final	142
831	39	Electricity Retrofit Incentive	Consumer, Business	2009	Final	143
832	39	Electricity Retrofit Incentive	Consumer, Business	2009	Final	144
833	39	Electricity Retrofit Incentive	Consumer, Business	2009	Final	145
834	39	Electricity Retrofit Incentive	Consumer, Business	2009	Final	146
835	39	Electricity Retrofit Incentive	Consumer, Business	2009	Final	147
836	39	Electricity Retrofit Incentive	Consumer, Business	2009	Final	148
837	39	Electricity Retrofit Incentive	Consumer, Business	2009	Final	149
838	39	Electricity Retrofit Incentive	Consumer, Business	2009	Final	150
839	39	Electricity Retrofit Incentive	Consumer, Business	2009	Final	151
840	39	Electricity Retrofit Incentive	Consumer, Business	2009	Final	152
841	39	Electricity Retrofit Incentive	Consumer, Business	2009	Final	153
842	39	Electricity Retrofit Incentive	Consumer, Business	2009	Final	154
843	39	Electricity Retrofit Incentive	Consumer, Business	2009	Final	155
844	39	Electricity Retrofit Incentive	Consumer, Business	2009	Final	156
845	39	Electricity Retrofit Incentive	Consumer, Business	2009	Final	157
846	39	Electricity Retrofit Incentive	Consumer, Business	2009	Final	158
847	39	Electricity Retrofit Incentive	Consumer, Business	2009	Final	159
848	39	Electricity Retrofit Incentive	Consumer, Business	2009	Final	160
849	39	Electricity Retrofit Incentive	Consumer, Business	2009	Final	161
850	39	Electricity Retrofit Incentive	Consumer, Business	2009	Final	162

# OPA Conservation & Demand Management Programs

Measure Results at End-User Level

For: Horizon Utilities Corporation

#	Initiative Number	Initiative Name	Program Name	Program Year	Results Status	Measure Name
817	39	Electricity Retrofit Incentive	Consumer, Business	2009	Final	Lighting System Standard Performance T8, Double Lamp - Multi-Family Sector
818	39	Electricity Retrofit Incentive	Consumer, Business	2009	Final	Lighting System Standard Performance T8, Triple Lamp - Multi-Family Sector
819	39	Electricity Retrofit Incentive	Consumer, Business	2009	Final	Lighting System Standard Performance T8, Quadruple Lamp - Multi-Family Sector
820	39	Electricity Retrofit Incentive	Consumer, Business	2009	Final	Lighting System High Performance T8, Single Lamp - Multi-Family Sector
821	39	Electricity Retrofit Incentive	Consumer, Business	2009	Final	Lighting System High Performance T8, Double Lamp - Multi-Family Sector
822	39	Electricity Retrofit Incentive	Consumer, Business	2009	Final	Lighting System High Performance T8, Triple Lamp - Multi-Family Sector
823	39	Electricity Retrofit Incentive	Consumer, Business	2009	Final	Lighting System High Performance T8, Quadruple Lamp - Multi-Family Sector
824	39	Electricity Retrofit Incentive	Consumer, Business	2009	Final	Lighting System Standard Performance Medium Bay T8, 4 Lamp - Multi-Family Sector
825	39	Electricity Retrofit Incentive	Consumer, Business	2009	Final	Lighting System Standard Performance Medium Bay T8, 6 Lamp - Multi-Family Sector
826	39	Electricity Retrofit Incentive	Consumer, Business	2009	Final	Lighting System Standard Performance Medium Bay T8, 8 Lamp - Multi-Family Sector
827	39	Electricity Retrofit Incentive	Consumer, Business	2009	Final	Lighting System High Performance Medium Bay T8, 4 Lamp - Multi-Family Sector
828	39	Electricity Retrofit Incentive	Consumer, Business	2009	Final	Lighting System High Performance Medium Bay T8, 6 Lamp - Multi-Family Sector
829	39	Electricity Retrofit Incentive	Consumer, Business	2009	Final	Lighting System High Performance Medium Bay T8, 8 Lamp - Multi-Family Sector
830	39	Electricity Retrofit Incentive	Consumer, Business	2009	Final	Lighting System T5, 1-3 Lamps - Multi-Family Sector
831	39	Electricity Retrofit Incentive	Consumer, Business	2009	Final	Lighting System Medium and High Bay T5, 4 Lamps - Multi-Family Sector
832	39	Electricity Retrofit Incentive	Consumer, Business	2009	Final	Lighting System Medium and High Bay T5, 6 Lamps - Multi-Family Sector
833	39	Electricity Retrofit Incentive	Consumer, Business	2009	Final	Lighting System Medium and High Bay T5, 8 Lamps - Multi-Family Sector
834	39	Electricity Retrofit Incentive	Consumer, Business	2009	Final	Lighting System Medium and High Bay T5, 10 Lamps - Multi-Family Sector
835	39	Electricity Retrofit Incentive	Consumer, Business	2009	Final	Lighting System Medium and High Bay T5, 12 Lamps - Multi-Family Sector
836	39	Electricity Retrofit Incentive	Consumer, Business	2009	Final	Lighting System 320W Pulse-Start Ceramic Metal Halide Lamp - Multi-Family Sector
837	39	Electricity Retrofit Incentive	Consumer, Business	2009	Final	Lighting System <30W PAR Self-Ballasted Ceramic Metal Halide Lamp - Multi-Family Sector
838	39	Electricity Retrofit Incentive	Consumer, Business	2009	Final	Lighting System 150W Metal Halide Lamp - Multi-Family Sector
839	39	Electricity Retrofit Incentive	Consumer, Business	2009	Final	Lighting System 360W Metal Halide Lamp - Multi-Family Sector
840	39	Electricity Retrofit Incentive	Consumer, Business	2009	Final	Lighting System 225W High Pressure Sodium Lamp - Multi-Family Sector
841	39	Electricity Retrofit Incentive	Consumer, Business	2009	Final	Lighting System <200W Metal Halide Electronic Ballast - Multi-Family Sector
842	39	Electricity Retrofit Incentive	Consumer, Business	2009	Final	Lighting System 250-360W Metal Halide Electronic Ballast - Multi-Family Sector
843	39	Electricity Retrofit Incentive	Consumer, Business	2009	Final	Lighting System 400W Metal Halide Electronic Ballast - Multi-Family Sector
844	39	Electricity Retrofit Incentive	Consumer, Business	2009	Final	Lighting System <200W High Pressure Sodium Electronic Ballast - Multi-Family Sector
845	39	Electricity Retrofit Incentive	Consumer, Business	2009	Final	Lighting System 250W High Pressure Sodium Electronic Ballast - Multi-Family Sector
846	39	Electricity Retrofit Incentive	Consumer, Business	2009	Final	Lighting System 400W High Pressure Sodium Electronic Ballast - Multi-Family Sector
847	39	Electricity Retrofit Incentive	Consumer, Business	2009	Final	Lighting System 600W High Pressure Sodium Electronic Ballast - Multi-Family Sector
848	39	Electricity Retrofit Incentive	Consumer, Business	2009	Final	Lighting System 1000W High Pressure Sodium Electronic Ballast - Multi-Family Sector
849	39	Electricity Retrofit Incentive	Consumer, Business	2009	Final	Lighting System <25W Infrared Coated Halogen MR16 Lamp - Multi-Family Sector
850	39	Electricity Retrofit Incentive	Consumer, Business	2009	Final	Lighting System 26-35W Infrared Coated Halogen MR16 Lamp - Multi-Family Sector

## Measure Results at End-User Level

#	Initiative Number	Initiative Name	Program Name	Program Year	Results Status
817	39	Electricity Retrofit Incentive	Consumer, Business	2009	Final
818	39	Electricity Retrofit Incentive	Consumer, Business	2009	Final
819	39	Electricity Retrofit Incentive	Consumer, Business	2009	Final
820	39	Electricity Retrofit Incentive	Consumer, Business	2009	Final
821	39	Electricity Retrofit Incentive	Consumer, Business	2009	Final
822	39	Electricity Retrofit Incentive	Consumer, Business	2009	Final
823	39	Electricity Retrofit Incentive	Consumer, Business	2009	Final
824	39	Electricity Retrofit Incentive	Consumer, Business	2009	Final
825	39	Electricity Retrofit Incentive	Consumer, Business	2009	Final
826	39	Electricity Retrofit Incentive	Consumer, Business	2009	Final
827	39	Electricity Retrofit Incentive	Consumer, Business	2009	Final
828	39	Electricity Retrofit Incentive	Consumer, Business	2009	Final
829	39	Electricity Retrofit Incentive	Consumer, Business	2009	Final
830	39	Electricity Retrofit Incentive	Consumer, Business	2009	Final
831	39	Electricity Retrofit Incentive	Consumer, Business	2009	Final
832	39	Electricity Retrofit Incentive	Consumer, Business	2009	Final
833	39	Electricity Retrofit Incentive	Consumer, Business	2009	Final
834	39	Electricity Retrofit Incentive	Consumer, Business	2009	Final
835	39	Electricity Retrofit Incentive	Consumer, Business	2009	Final
836	39	Electricity Retrofit Incentive	Consumer, Business	2009	Final
837	39	Electricity Retrofit Incentive	Consumer, Business	2009	Final
838	39	Electricity Retrofit Incentive	Consumer, Business	2009	Final
839	39	Electricity Retrofit Incentive	Consumer, Business	2009	Final
840	39	Electricity Retrofit Incentive	Consumer, Business	2009	Final
841	39	Electricity Retrofit Incentive	Consumer, Business	2009	Final
842	39	Electricity Retrofit Incentive	Consumer, Business	2009	Final
843	39	Electricity Retrofit Incentive	Consumer, Business	2009	Final
844	39	Electricity Retrofit Incentive	Consumer, Business	2009	Final
845	39	Electricity Retrofit Incentive	Consumer, Business	2009	Final
846	39	Electricity Retrofit Incentive	Consumer, Business	2009	Final
847	39	Electricity Retrofit Incentive	Consumer, Business	2009	Final
848	39	Electricity Retrofit Incentive	Consumer, Business	2009	Final
849	39	Electricity Retrofit Incentive	Consumer, Business	2009	Final
850	39	Electricity Retrofit Incentive	Consumer, Business	2009	Final

[illegible]



# OPA Conservation & Demand Management Programs

Measure Results at End-User Level

For: Horizon Utilities Corporation

#	Initiative Number	Initiative Name	Program Name	Program Year	Results Status	Assumptions				Activity Results (#)
						Net Annual Energy Savings (kWh)	Net Lifetime Energy Savings (kWh)	Aggregate Net-to-Gross Adjustment (%)	Effective Useful Life (EUL)	
817	39	Electricity Retrofit Incentive	Consumer, Business	2009	Final	Quasi-Prescriptive	Quasi-Prescriptive	83.0	6.4	n/a
818	39	Electricity Retrofit Incentive	Consumer, Business	2009	Final	Quasi-Prescriptive	Quasi-Prescriptive	83.0	6.4	n/a
819	39	Electricity Retrofit Incentive	Consumer, Business	2009	Final	Quasi-Prescriptive	Quasi-Prescriptive	83.0	6.4	n/a
820	39	Electricity Retrofit Incentive	Consumer, Business	2009	Final	Quasi-Prescriptive	Quasi-Prescriptive	83.0	6.4	n/a
821	39	Electricity Retrofit Incentive	Consumer, Business	2009	Final	Quasi-Prescriptive	Quasi-Prescriptive	83.0	6.4	n/a
822	39	Electricity Retrofit Incentive	Consumer, Business	2009	Final	Quasi-Prescriptive	Quasi-Prescriptive	83.0	6.4	n/a
823	39	Electricity Retrofit Incentive	Consumer, Business	2009	Final	Quasi-Prescriptive	Quasi-Prescriptive	83.0	6.4	n/a
824	39	Electricity Retrofit Incentive	Consumer, Business	2009	Final	Quasi-Prescriptive	Quasi-Prescriptive	83.0	6.4	n/a
825	39	Electricity Retrofit Incentive	Consumer, Business	2009	Final	Quasi-Prescriptive	Quasi-Prescriptive	83.0	6.4	n/a
826	39	Electricity Retrofit Incentive	Consumer, Business	2009	Final	Quasi-Prescriptive	Quasi-Prescriptive	83.0	6.4	n/a
827	39	Electricity Retrofit Incentive	Consumer, Business	2009	Final	Quasi-Prescriptive	Quasi-Prescriptive	83.0	6.4	n/a
828	39	Electricity Retrofit Incentive	Consumer, Business	2009	Final	Quasi-Prescriptive	Quasi-Prescriptive	83.0	6.4	n/a
829	39	Electricity Retrofit Incentive	Consumer, Business	2009	Final	Quasi-Prescriptive	Quasi-Prescriptive	83.0	6.4	n/a
830	39	Electricity Retrofit Incentive	Consumer, Business	2009	Final	Quasi-Prescriptive	Quasi-Prescriptive	83.0	6.4	n/a
831	39	Electricity Retrofit Incentive	Consumer, Business	2009	Final	Quasi-Prescriptive	Quasi-Prescriptive	83.0	6.4	n/a
832	39	Electricity Retrofit Incentive	Consumer, Business	2009	Final	Quasi-Prescriptive	Quasi-Prescriptive	83.0	6.4	n/a
833	39	Electricity Retrofit Incentive	Consumer, Business	2009	Final	Quasi-Prescriptive	Quasi-Prescriptive	83.0	6.4	n/a
834	39	Electricity Retrofit Incentive	Consumer, Business	2009	Final	Quasi-Prescriptive	Quasi-Prescriptive	83.0	6.4	n/a
835	39	Electricity Retrofit Incentive	Consumer, Business	2009	Final	Quasi-Prescriptive	Quasi-Prescriptive	83.0	6.4	n/a
836	39	Electricity Retrofit Incentive	Consumer, Business	2009	Final	Quasi-Prescriptive	Quasi-Prescriptive	83.0	6.4	n/a
837	39	Electricity Retrofit Incentive	Consumer, Business	2009	Final	Quasi-Prescriptive	Quasi-Prescriptive	83.0	6.4	n/a
838	39	Electricity Retrofit Incentive	Consumer, Business	2009	Final	Quasi-Prescriptive	Quasi-Prescriptive	83.0	6.4	n/a
839	39	Electricity Retrofit Incentive	Consumer, Business	2009	Final	Quasi-Prescriptive	Quasi-Prescriptive	83.0	6.4	n/a
840	39	Electricity Retrofit Incentive	Consumer, Business	2009	Final	Quasi-Prescriptive	Quasi-Prescriptive	83.0	6.4	n/a
841	39	Electricity Retrofit Incentive	Consumer, Business	2009	Final	Quasi-Prescriptive	Quasi-Prescriptive	83.0	6.4	n/a
842	39	Electricity Retrofit Incentive	Consumer, Business	2009	Final	Quasi-Prescriptive	Quasi-Prescriptive	83.0	6.4	n/a
843	39	Electricity Retrofit Incentive	Consumer, Business	2009	Final	Quasi-Prescriptive	Quasi-Prescriptive	83.0	6.4	n/a
844	39	Electricity Retrofit Incentive	Consumer, Business	2009	Final	Quasi-Prescriptive	Quasi-Prescriptive	83.0	6.4	n/a
845	39	Electricity Retrofit Incentive	Consumer, Business	2009	Final	Quasi-Prescriptive	Quasi-Prescriptive	83.0	6.4	n/a
846	39	Electricity Retrofit Incentive	Consumer, Business	2009	Final	Quasi-Prescriptive	Quasi-Prescriptive	83.0	6.4	n/a
847	39	Electricity Retrofit Incentive	Consumer, Business	2009	Final	Quasi-Prescriptive	Quasi-Prescriptive	83.0	6.4	n/a
848	39	Electricity Retrofit Incentive	Consumer, Business	2009	Final	Quasi-Prescriptive	Quasi-Prescriptive	83.0	6.4	n/a
849	39	Electricity Retrofit Incentive	Consumer, Business	2009	Final	Quasi-Prescriptive	Quasi-Prescriptive	83.0	6.4	n/a
850	39	Electricity Retrofit Incentive	Consumer, Business	2009	Final	Quasi-Prescriptive	Quasi-Prescriptive	83.0	6.4	n/a

# OPA Conservation & Demand Management Programs

Measure Results at End-User Level

For: Horizon Utilities Corporation

#	Initiative Number	Initiative Name	Program Name	Program Year	Results Status	LDC Specific Results					
						Gross Summer Peak Demand Savings (kW)	Gross Annual Energy Savings (kWh)	Gross Lifetime Energy Savings (kWh)	Net Summer Peak Demand Savings (kW)	Net Annual Energy Savings (kWh)	Net Lifetime Energy Savings (kWh)
817	39	Electricity Retrofit Incentive	Consumer, Business	2009	Final	n/a	n/a	n/a	n/a	n/a	n/a
818	39	Electricity Retrofit Incentive	Consumer, Business	2009	Final	n/a	n/a	n/a	n/a	n/a	n/a
819	39	Electricity Retrofit Incentive	Consumer, Business	2009	Final	n/a	n/a	n/a	n/a	n/a	n/a
820	39	Electricity Retrofit Incentive	Consumer, Business	2009	Final	n/a	n/a	n/a	n/a	n/a	n/a
821	39	Electricity Retrofit Incentive	Consumer, Business	2009	Final	n/a	n/a	n/a	n/a	n/a	n/a
822	39	Electricity Retrofit Incentive	Consumer, Business	2009	Final	n/a	n/a	n/a	n/a	n/a	n/a
823	39	Electricity Retrofit Incentive	Consumer, Business	2009	Final	n/a	n/a	n/a	n/a	n/a	n/a
824	39	Electricity Retrofit Incentive	Consumer, Business	2009	Final	n/a	n/a	n/a	n/a	n/a	n/a
825	39	Electricity Retrofit Incentive	Consumer, Business	2009	Final	n/a	n/a	n/a	n/a	n/a	n/a
826	39	Electricity Retrofit Incentive	Consumer, Business	2009	Final	n/a	n/a	n/a	n/a	n/a	n/a
827	39	Electricity Retrofit Incentive	Consumer, Business	2009	Final	n/a	n/a	n/a	n/a	n/a	n/a
828	39	Electricity Retrofit Incentive	Consumer, Business	2009	Final	n/a	n/a	n/a	n/a	n/a	n/a
829	39	Electricity Retrofit Incentive	Consumer, Business	2009	Final	n/a	n/a	n/a	n/a	n/a	n/a
830	39	Electricity Retrofit Incentive	Consumer, Business	2009	Final	n/a	n/a	n/a	n/a	n/a	n/a
831	39	Electricity Retrofit Incentive	Consumer, Business	2009	Final	n/a	n/a	n/a	n/a	n/a	n/a
832	39	Electricity Retrofit Incentive	Consumer, Business	2009	Final	n/a	n/a	n/a	n/a	n/a	n/a
833	39	Electricity Retrofit Incentive	Consumer, Business	2009	Final	n/a	n/a	n/a	n/a	n/a	n/a
834	39	Electricity Retrofit Incentive	Consumer, Business	2009	Final	n/a	n/a	n/a	n/a	n/a	n/a
835	39	Electricity Retrofit Incentive	Consumer, Business	2009	Final	n/a	n/a	n/a	n/a	n/a	n/a
836	39	Electricity Retrofit Incentive	Consumer, Business	2009	Final	n/a	n/a	n/a	n/a	n/a	n/a
837	39	Electricity Retrofit Incentive	Consumer, Business	2009	Final	n/a	n/a	n/a	n/a	n/a	n/a
838	39	Electricity Retrofit Incentive	Consumer, Business	2009	Final	n/a	n/a	n/a	n/a	n/a	n/a
839	39	Electricity Retrofit Incentive	Consumer, Business	2009	Final	n/a	n/a	n/a	n/a	n/a	n/a
840	39	Electricity Retrofit Incentive	Consumer, Business	2009	Final	n/a	n/a	n/a	n/a	n/a	n/a
841	39	Electricity Retrofit Incentive	Consumer, Business	2009	Final	n/a	n/a	n/a	n/a	n/a	n/a
842	39	Electricity Retrofit Incentive	Consumer, Business	2009	Final	n/a	n/a	n/a	n/a	n/a	n/a
843	39	Electricity Retrofit Incentive	Consumer, Business	2009	Final	n/a	n/a	n/a	n/a	n/a	n/a
844	39	Electricity Retrofit Incentive	Consumer, Business	2009	Final	n/a	n/a	n/a	n/a	n/a	n/a
845	39	Electricity Retrofit Incentive	Consumer, Business	2009	Final	n/a	n/a	n/a	n/a	n/a	n/a
846	39	Electricity Retrofit Incentive	Consumer, Business	2009	Final	n/a	n/a	n/a	n/a	n/a	n/a
847	39	Electricity Retrofit Incentive	Consumer, Business	2009	Final	n/a	n/a	n/a	n/a	n/a	n/a
848	39	Electricity Retrofit Incentive	Consumer, Business	2009	Final	n/a	n/a	n/a	n/a	n/a	n/a
849	39	Electricity Retrofit Incentive	Consumer, Business	2009	Final	n/a	n/a	n/a	n/a	n/a	n/a
850	39	Electricity Retrofit Incentive	Consumer, Business	2009	Final	n/a	n/a	n/a	n/a	n/a	n/a

OPA Conservation & Demand Management Programs

Measure Results at End-User Level

For: Horizon Utilities Corporation

#	Initiative Number	Initiative Name	Program Name	Program Year	Results Status	#
851	39	Electricity Retrofit Incentive	Consumer, Business	2009	Final	163
852	39	Electricity Retrofit Incentive	Consumer, Business	2009	Final	164
853	39	Electricity Retrofit Incentive	Consumer, Business	2009	Final	165
854	39	Electricity Retrofit Incentive	Consumer, Business	2009	Final	166
855	39	Electricity Retrofit Incentive	Consumer, Business	2009	Final	167
856	39	Electricity Retrofit Incentive	Consumer, Business	2009	Final	168
857	39	Electricity Retrofit Incentive	Consumer, Business	2009	Final	169
858	39	Electricity Retrofit Incentive	Consumer, Business	2009	Final	170
859	39	Electricity Retrofit Incentive	Consumer, Business	2009	Final	171
860	39	Electricity Retrofit Incentive	Consumer, Business	2009	Final	172
861	39	Electricity Retrofit Incentive	Consumer, Business	2009	Final	173
862	39	Electricity Retrofit Incentive	Consumer, Business	2009	Final	174
863	39	Electricity Retrofit Incentive	Consumer, Business	2009	Final	175
864	39	Electricity Retrofit Incentive	Consumer, Business	2009	Final	176
865	39	Electricity Retrofit Incentive	Consumer, Business	2009	Final	177
866	39	Electricity Retrofit Incentive	Consumer, Business	2009	Final	178
867	39	Electricity Retrofit Incentive	Consumer, Business	2009	Final	179
868	39	Electricity Retrofit Incentive	Consumer, Business	2009	Final	180
869	39	Electricity Retrofit Incentive	Consumer, Business	2009	Final	181
870	39	Electricity Retrofit Incentive	Consumer, Business	2009	Final	182
871	39	Electricity Retrofit Incentive	Consumer, Business	2009	Final	183
872	39	Electricity Retrofit Incentive	Consumer, Business	2009	Final	184
873	39	Electricity Retrofit Incentive	Consumer, Business	2009	Final	185
874	39	Electricity Retrofit Incentive	Consumer, Business	2009	Final	186
875	39	Electricity Retrofit Incentive	Consumer, Business	2009	Final	187
876	39	Electricity Retrofit Incentive	Consumer, Business	2009	Final	188
877	39	Electricity Retrofit Incentive	Consumer, Business	2009	Final	189
878	39	Electricity Retrofit Incentive	Consumer, Business	2009	Final	190
879	39	Electricity Retrofit Incentive	Consumer, Business	2009	Final	191
880	39	Electricity Retrofit Incentive	Consumer, Business	2009	Final	192
881	39	Electricity Retrofit Incentive	Consumer, Business	2009	Final	193
882	39	Electricity Retrofit Incentive	Consumer, Business	2009	Final	194
883	39	Electricity Retrofit Incentive	Consumer, Business	2009	Final	195
884	39	Electricity Retrofit Incentive	Consumer, Business	2009	Final	196

# OPA Conservation & Demand Management Programs

Measure Results at End-User Level

For: Horizon Utilities Corporation

#	Initiative Number	Initiative Name	Program Name	Program Year	Results Status	Measure Name
851	39	Electricity Retrofit Incentive	Consumer, Business	2009	Final	Lighting System <48W Infrared Coated Halogen PAR Lamp - Multi-Family Sector
852	39	Electricity Retrofit Incentive	Consumer, Business	2009	Final	Lighting System 49-60W Infrared Coated Halogen PAR Lamp - Multi-Family Sector
853	39	Electricity Retrofit Incentive	Consumer, Business	2009	Final	Lighting System Occupancy Sensors, Switch plate mounted occupancy sensor - Multi-Family Sector
854	39	Electricity Retrofit Incentive	Consumer, Business	2009	Final	Lighting System Occupancy Sensors, Ceiling mounted occupancy sensor - Multi-Family Sector
855	39	Electricity Retrofit Incentive	Consumer, Business	2009	Final	Motor Open Drip-Proof (ODP), 1 HP - Multi-Family Sector
856	39	Electricity Retrofit Incentive	Consumer, Business	2009	Final	Motor Open Drip-Proof (ODP), 1.5 HP - Multi-Family Sector
857	39	Electricity Retrofit Incentive	Consumer, Business	2009	Final	Motor Open Drip-Proof (ODP), 2 HP - Multi-Family Sector
858	39	Electricity Retrofit Incentive	Consumer, Business	2009	Final	Motor Open Drip-Proof (ODP), 3 HP - Multi-Family Sector
859	39	Electricity Retrofit Incentive	Consumer, Business	2009	Final	Motor Open Drip-Proof (ODP), 5 HP - Multi-Family Sector
860	39	Electricity Retrofit Incentive	Consumer, Business	2009	Final	Motor Open Drip-Proof (ODP), 7.5 HP - Multi-Family Sector
861	39	Electricity Retrofit Incentive	Consumer, Business	2009	Final	Motor Open Drip-Proof (ODP), 10 HP - Multi-Family Sector
862	39	Electricity Retrofit Incentive	Consumer, Business	2009	Final	Motor Open Drip-Proof (ODP), 15 HP - Multi-Family Sector
863	39	Electricity Retrofit Incentive	Consumer, Business	2009	Final	Motor Open Drip-Proof (ODP), 20 HP - Multi-Family Sector
864	39	Electricity Retrofit Incentive	Consumer, Business	2009	Final	Motor Open Drip-Proof (ODP), 25 HP - Multi-Family Sector
865	39	Electricity Retrofit Incentive	Consumer, Business	2009	Final	Motor Open Drip-Proof (ODP), 30 HP - Multi-Family Sector
866	39	Electricity Retrofit Incentive	Consumer, Business	2009	Final	Motor Open Drip-Proof (ODP), 40 HP - Multi-Family Sector
867	39	Electricity Retrofit Incentive	Consumer, Business	2009	Final	Motor Open Drip-Proof (ODP), 50 HP - Multi-Family Sector
868	39	Electricity Retrofit Incentive	Consumer, Business	2009	Final	Motor Open Drip-Proof (ODP), 60 HP - Multi-Family Sector
869	39	Electricity Retrofit Incentive	Consumer, Business	2009	Final	Motor Open Drip-Proof (ODP), 75 HP - Multi-Family Sector
870	39	Electricity Retrofit Incentive	Consumer, Business	2009	Final	Motor Open Drip-Proof (ODP), 100 HP - Multi-Family Sector
871	39	Electricity Retrofit Incentive	Consumer, Business	2009	Final	Motor Open Drip-Proof (ODP), 125 HP - Multi-Family Sector
872	39	Electricity Retrofit Incentive	Consumer, Business	2009	Final	Motor Open Drip-Proof (ODP), 150 HP - Multi-Family Sector
873	39	Electricity Retrofit Incentive	Consumer, Business	2009	Final	Motor Open Drip-Proof (ODP), 200 HP - Multi-Family Sector
874	39	Electricity Retrofit Incentive	Consumer, Business	2009	Final	Motor Totally Enclosed Fan-Cooled (TEFC), 1 HP - Multi-Family Sector
875	39	Electricity Retrofit Incentive	Consumer, Business	2009	Final	Motor Totally Enclosed Fan-Cooled (TEFC), 1.5 HP - Multi-Family Sector
876	39	Electricity Retrofit Incentive	Consumer, Business	2009	Final	Motor Totally Enclosed Fan-Cooled (TEFC), 2 HP - Multi-Family Sector
877	39	Electricity Retrofit Incentive	Consumer, Business	2009	Final	Motor Totally Enclosed Fan-Cooled (TEFC), 3 HP - Multi-Family Sector
878	39	Electricity Retrofit Incentive	Consumer, Business	2009	Final	Motor Totally Enclosed Fan-Cooled (TEFC), 5 HP - Multi-Family Sector
879	39	Electricity Retrofit Incentive	Consumer, Business	2009	Final	Motor Totally Enclosed Fan-Cooled (TEFC), 7.5 HP - Multi-Family Sector
880	39	Electricity Retrofit Incentive	Consumer, Business	2009	Final	Motor Totally Enclosed Fan-Cooled (TEFC), 10 HP - Multi-Family Sector
881	39	Electricity Retrofit Incentive	Consumer, Business	2009	Final	Motor Totally Enclosed Fan-Cooled (TEFC), 15 HP - Multi-Family Sector
882	39	Electricity Retrofit Incentive	Consumer, Business	2009	Final	Motor Totally Enclosed Fan-Cooled (TEFC), 20 HP - Multi-Family Sector
883	39	Electricity Retrofit Incentive	Consumer, Business	2009	Final	Motor Totally Enclosed Fan-Cooled (TEFC), 25 HP - Multi-Family Sector
884	39	Electricity Retrofit Incentive	Consumer, Business	2009	Final	Motor Totally Enclosed Fan-Cooled (TEFC), 30 HP - Multi-Family Sector

## Measure Results at End-User Level

#	Initiative Number	Initiative Name	Program Name	Program Year	Results Status
851	39	Electricity Retrofit Incentive	Consumer, Business	2009	Final
852	39	Electricity Retrofit Incentive	Consumer, Business	2009	Final
853	39	Electricity Retrofit Incentive	Consumer, Business	2009	Final
854	39	Electricity Retrofit Incentive	Consumer, Business	2009	Final
855	39	Electricity Retrofit Incentive	Consumer, Business	2009	Final
856	39	Electricity Retrofit Incentive	Consumer, Business	2009	Final
857	39	Electricity Retrofit Incentive	Consumer, Business	2009	Final
858	39	Electricity Retrofit Incentive	Consumer, Business	2009	Final
859	39	Electricity Retrofit Incentive	Consumer, Business	2009	Final
860	39	Electricity Retrofit Incentive	Consumer, Business	2009	Final
861	39	Electricity Retrofit Incentive	Consumer, Business	2009	Final
862	39	Electricity Retrofit Incentive	Consumer, Business	2009	Final
863	39	Electricity Retrofit Incentive	Consumer, Business	2009	Final
864	39	Electricity Retrofit Incentive	Consumer, Business	2009	Final
865	39	Electricity Retrofit Incentive	Consumer, Business	2009	Final
866	39	Electricity Retrofit Incentive	Consumer, Business	2009	Final
867	39	Electricity Retrofit Incentive	Consumer, Business	2009	Final
868	39	Electricity Retrofit Incentive	Consumer, Business	2009	Final
869	39	Electricity Retrofit Incentive	Consumer, Business	2009	Final
870	39	Electricity Retrofit Incentive	Consumer, Business	2009	Final
871	39	Electricity Retrofit Incentive	Consumer, Business	2009	Final
872	39	Electricity Retrofit Incentive	Consumer, Business	2009	Final
873	39	Electricity Retrofit Incentive	Consumer, Business	2009	Final
874	39	Electricity Retrofit Incentive	Consumer, Business	2009	Final
875	39	Electricity Retrofit Incentive	Consumer, Business	2009	Final
876	39	Electricity Retrofit Incentive	Consumer, Business	2009	Final
877	39	Electricity Retrofit Incentive	Consumer, Business	2009	Final
878	39	Electricity Retrofit Incentive	Consumer, Business	2009	Final
879	39	Electricity Retrofit Incentive	Consumer, Business	2009	Final
880	39	Electricity Retrofit Incentive	Consumer, Business	2009	Final
881	39	Electricity Retrofit Incentive	Consumer, Business	2009	Final
882	39	Electricity Retrofit Incentive	Consumer, Business	2009	Final
883	39	Electricity Retrofit Incentive	Consumer, Business	2009	Final
884	39	Electricity Retrofit Incentive	Consumer, Business	2009	Final

[illegible]

# OPA Conservation & Demand Management Programs

Measure Results at End-User Level

For: Horizon Utilities Corporation

#	Initiative Number	Initiative Name	Program Name	Program Year	Results Status	Assumptions				Activity Results (#)
						Net Annual Energy Savings (kWh)	Net Lifetime Energy Savings (kWh)	Aggregate Net-to-Gross Adjustment (%)	Effective Useful Life (EUL)	
851	39	Electricity Retrofit Incentive	Consumer, Business	2009	Final	Quasi-Prescriptive	Quasi-Prescriptive	83.0	6.4	n/a
852	39	Electricity Retrofit Incentive	Consumer, Business	2009	Final	Quasi-Prescriptive	Quasi-Prescriptive	83.0	6.4	n/a
853	39	Electricity Retrofit Incentive	Consumer, Business	2009	Final	Quasi-Prescriptive	Quasi-Prescriptive	83.0	6.4	n/a
854	39	Electricity Retrofit Incentive	Consumer, Business	2009	Final	Quasi-Prescriptive	Quasi-Prescriptive	83.0	6.4	n/a
855	39	Electricity Retrofit Incentive	Consumer, Business	2009	Final	Quasi-Prescriptive	Quasi-Prescriptive	83.0	6.4	n/a
856	39	Electricity Retrofit Incentive	Consumer, Business	2009	Final	Quasi-Prescriptive	Quasi-Prescriptive	83.0	6.4	n/a
857	39	Electricity Retrofit Incentive	Consumer, Business	2009	Final	Quasi-Prescriptive	Quasi-Prescriptive	83.0	6.4	n/a
858	39	Electricity Retrofit Incentive	Consumer, Business	2009	Final	Quasi-Prescriptive	Quasi-Prescriptive	83.0	6.4	n/a
859	39	Electricity Retrofit Incentive	Consumer, Business	2009	Final	Quasi-Prescriptive	Quasi-Prescriptive	83.0	6.4	n/a
860	39	Electricity Retrofit Incentive	Consumer, Business	2009	Final	Quasi-Prescriptive	Quasi-Prescriptive	83.0	6.4	n/a
861	39	Electricity Retrofit Incentive	Consumer, Business	2009	Final	Quasi-Prescriptive	Quasi-Prescriptive	83.0	6.4	n/a
862	39	Electricity Retrofit Incentive	Consumer, Business	2009	Final	Quasi-Prescriptive	Quasi-Prescriptive	83.0	6.4	n/a
863	39	Electricity Retrofit Incentive	Consumer, Business	2009	Final	Quasi-Prescriptive	Quasi-Prescriptive	83.0	6.4	n/a
864	39	Electricity Retrofit Incentive	Consumer, Business	2009	Final	Quasi-Prescriptive	Quasi-Prescriptive	83.0	6.4	n/a
865	39	Electricity Retrofit Incentive	Consumer, Business	2009	Final	Quasi-Prescriptive	Quasi-Prescriptive	83.0	6.4	n/a
866	39	Electricity Retrofit Incentive	Consumer, Business	2009	Final	Quasi-Prescriptive	Quasi-Prescriptive	83.0	6.4	n/a
867	39	Electricity Retrofit Incentive	Consumer, Business	2009	Final	Quasi-Prescriptive	Quasi-Prescriptive	83.0	6.4	n/a
868	39	Electricity Retrofit Incentive	Consumer, Business	2009	Final	Quasi-Prescriptive	Quasi-Prescriptive	83.0	6.4	n/a
869	39	Electricity Retrofit Incentive	Consumer, Business	2009	Final	Quasi-Prescriptive	Quasi-Prescriptive	83.0	6.4	n/a
870	39	Electricity Retrofit Incentive	Consumer, Business	2009	Final	Quasi-Prescriptive	Quasi-Prescriptive	83.0	6.4	n/a
871	39	Electricity Retrofit Incentive	Consumer, Business	2009	Final	Quasi-Prescriptive	Quasi-Prescriptive	83.0	6.4	n/a
872	39	Electricity Retrofit Incentive	Consumer, Business	2009	Final	Quasi-Prescriptive	Quasi-Prescriptive	83.0	6.4	n/a
873	39	Electricity Retrofit Incentive	Consumer, Business	2009	Final	Quasi-Prescriptive	Quasi-Prescriptive	83.0	6.4	n/a
874	39	Electricity Retrofit Incentive	Consumer, Business	2009	Final	Quasi-Prescriptive	Quasi-Prescriptive	83.0	6.4	n/a
875	39	Electricity Retrofit Incentive	Consumer, Business	2009	Final	Quasi-Prescriptive	Quasi-Prescriptive	83.0	6.4	n/a
876	39	Electricity Retrofit Incentive	Consumer, Business	2009	Final	Quasi-Prescriptive	Quasi-Prescriptive	83.0	6.4	n/a
877	39	Electricity Retrofit Incentive	Consumer, Business	2009	Final	Quasi-Prescriptive	Quasi-Prescriptive	83.0	6.4	n/a
878	39	Electricity Retrofit Incentive	Consumer, Business	2009	Final	Quasi-Prescriptive	Quasi-Prescriptive	83.0	6.4	n/a
879	39	Electricity Retrofit Incentive	Consumer, Business	2009	Final	Quasi-Prescriptive	Quasi-Prescriptive	83.0	6.4	n/a
880	39	Electricity Retrofit Incentive	Consumer, Business	2009	Final	Quasi-Prescriptive	Quasi-Prescriptive	83.0	6.4	n/a
881	39	Electricity Retrofit Incentive	Consumer, Business	2009	Final	Quasi-Prescriptive	Quasi-Prescriptive	83.0	6.4	n/a
882	39	Electricity Retrofit Incentive	Consumer, Business	2009	Final	Quasi-Prescriptive	Quasi-Prescriptive	83.0	6.4	n/a
883	39	Electricity Retrofit Incentive	Consumer, Business	2009	Final	Quasi-Prescriptive	Quasi-Prescriptive	83.0	6.4	n/a
884	39	Electricity Retrofit Incentive	Consumer, Business	2009	Final	Quasi-Prescriptive	Quasi-Prescriptive	83.0	6.4	n/a



# OPA Conservation & Demand Management Programs

Measure Results at End-User Level

For: Horizon Utilities Corporation

#	Initiative Number	Initiative Name	Program Name	Program Year	Results Status	LDC Specific Results					
						Gross Summer Peak Demand Savings (kW)	Gross Annual Energy Savings (kWh)	Gross Lifetime Energy Savings (kWh)	Net Summer Peak Demand Savings (kW)	Net Annual Energy Savings (kWh)	Net Lifetime Energy Savings (kWh)
851	39	Electricity Retrofit Incentive	Consumer, Business	2009	Final	n/a	n/a	n/a	n/a	n/a	n/a
852	39	Electricity Retrofit Incentive	Consumer, Business	2009	Final	n/a	n/a	n/a	n/a	n/a	n/a
853	39	Electricity Retrofit Incentive	Consumer, Business	2009	Final	n/a	n/a	n/a	n/a	n/a	n/a
854	39	Electricity Retrofit Incentive	Consumer, Business	2009	Final	n/a	n/a	n/a	n/a	n/a	n/a
855	39	Electricity Retrofit Incentive	Consumer, Business	2009	Final	n/a	n/a	n/a	n/a	n/a	n/a
856	39	Electricity Retrofit Incentive	Consumer, Business	2009	Final	n/a	n/a	n/a	n/a	n/a	n/a
857	39	Electricity Retrofit Incentive	Consumer, Business	2009	Final	n/a	n/a	n/a	n/a	n/a	n/a
858	39	Electricity Retrofit Incentive	Consumer, Business	2009	Final	n/a	n/a	n/a	n/a	n/a	n/a
859	39	Electricity Retrofit Incentive	Consumer, Business	2009	Final	n/a	n/a	n/a	n/a	n/a	n/a
860	39	Electricity Retrofit Incentive	Consumer, Business	2009	Final	n/a	n/a	n/a	n/a	n/a	n/a
861	39	Electricity Retrofit Incentive	Consumer, Business	2009	Final	n/a	n/a	n/a	n/a	n/a	n/a
862	39	Electricity Retrofit Incentive	Consumer, Business	2009	Final	n/a	n/a	n/a	n/a	n/a	n/a
863	39	Electricity Retrofit Incentive	Consumer, Business	2009	Final	n/a	n/a	n/a	n/a	n/a	n/a
864	39	Electricity Retrofit Incentive	Consumer, Business	2009	Final	n/a	n/a	n/a	n/a	n/a	n/a
865	39	Electricity Retrofit Incentive	Consumer, Business	2009	Final	n/a	n/a	n/a	n/a	n/a	n/a
866	39	Electricity Retrofit Incentive	Consumer, Business	2009	Final	n/a	n/a	n/a	n/a	n/a	n/a
867	39	Electricity Retrofit Incentive	Consumer, Business	2009	Final	n/a	n/a	n/a	n/a	n/a	n/a
868	39	Electricity Retrofit Incentive	Consumer, Business	2009	Final	n/a	n/a	n/a	n/a	n/a	n/a
869	39	Electricity Retrofit Incentive	Consumer, Business	2009	Final	n/a	n/a	n/a	n/a	n/a	n/a
870	39	Electricity Retrofit Incentive	Consumer, Business	2009	Final	n/a	n/a	n/a	n/a	n/a	n/a
871	39	Electricity Retrofit Incentive	Consumer, Business	2009	Final	n/a	n/a	n/a	n/a	n/a	n/a
872	39	Electricity Retrofit Incentive	Consumer, Business	2009	Final	n/a	n/a	n/a	n/a	n/a	n/a
873	39	Electricity Retrofit Incentive	Consumer, Business	2009	Final	n/a	n/a	n/a	n/a	n/a	n/a
874	39	Electricity Retrofit Incentive	Consumer, Business	2009	Final	n/a	n/a	n/a	n/a	n/a	n/a
875	39	Electricity Retrofit Incentive	Consumer, Business	2009	Final	n/a	n/a	n/a	n/a	n/a	n/a
876	39	Electricity Retrofit Incentive	Consumer, Business	2009	Final	n/a	n/a	n/a	n/a	n/a	n/a
877	39	Electricity Retrofit Incentive	Consumer, Business	2009	Final	n/a	n/a	n/a	n/a	n/a	n/a
878	39	Electricity Retrofit Incentive	Consumer, Business	2009	Final	n/a	n/a	n/a	n/a	n/a	n/a
879	39	Electricity Retrofit Incentive	Consumer, Business	2009	Final	n/a	n/a	n/a	n/a	n/a	n/a
880	39	Electricity Retrofit Incentive	Consumer, Business	2009	Final	n/a	n/a	n/a	n/a	n/a	n/a
881	39	Electricity Retrofit Incentive	Consumer, Business	2009	Final	n/a	n/a	n/a	n/a	n/a	n/a
882	39	Electricity Retrofit Incentive	Consumer, Business	2009	Final	n/a	n/a	n/a	n/a	n/a	n/a
883	39	Electricity Retrofit Incentive	Consumer, Business	2009	Final	n/a	n/a	n/a	n/a	n/a	n/a
884	39	Electricity Retrofit Incentive	Consumer, Business	2009	Final	n/a	n/a	n/a	n/a	n/a	n/a

OPA Conservation & Demand Management Programs

Measure Results at End-User Level

For: Horizon Utilities Corporation

#	Initiative Number	Initiative Name	Program Name	Program Year	Results Status	#
885	39	Electricity Retrofit Incentive	Consumer, Business	2009	Final	197
886	39	Electricity Retrofit Incentive	Consumer, Business	2009	Final	198
887	39	Electricity Retrofit Incentive	Consumer, Business	2009	Final	199
888	39	Electricity Retrofit Incentive	Consumer, Business	2009	Final	200
889	39	Electricity Retrofit Incentive	Consumer, Business	2009	Final	201
890	39	Electricity Retrofit Incentive	Consumer, Business	2009	Final	202
891	39	Electricity Retrofit Incentive	Consumer, Business	2009	Final	203
892	39	Electricity Retrofit Incentive	Consumer, Business	2009	Final	204
893	39	Electricity Retrofit Incentive	Consumer, Business	2009	Final	205
894	39	Electricity Retrofit Incentive	Consumer, Business	2009	Final	206
895	39	Electricity Retrofit Incentive	Consumer, Business	2009	Final	207
896	39	Electricity Retrofit Incentive	Consumer, Business	2009	Final	208
897	39	Electricity Retrofit Incentive	Consumer, Business	2009	Final	209
898	39	Electricity Retrofit Incentive	Consumer, Business	2009	Final	210
899	39	Electricity Retrofit Incentive	Consumer, Business	2009	Final	211
900	39	Electricity Retrofit Incentive	Consumer, Business	2009	Final	212
901	39	Electricity Retrofit Incentive	Consumer, Business	2009	Final	213
902	39	Electricity Retrofit Incentive	Consumer, Business	2009	Final	214
903	39	Electricity Retrofit Incentive	Consumer, Business	2009	Final	215
904	39	Electricity Retrofit Incentive	Consumer, Business	2009	Final	216
905	39	Electricity Retrofit Incentive	Consumer, Business	2009	Final	217
906	39	Electricity Retrofit Incentive	Consumer, Business	2009	Final	218
907	39	Electricity Retrofit Incentive	Consumer, Business	2009	Final	219
908	39	Electricity Retrofit Incentive	Consumer, Business	2009	Final	220
909	39	Electricity Retrofit Incentive	Consumer, Business	2009	Final	221
910	39	Electricity Retrofit Incentive	Consumer, Business	2009	Final	222
911	39	Electricity Retrofit Incentive	Consumer, Business	2009	Final	223
912	39	Electricity Retrofit Incentive	Consumer, Business	2009	Final	224
913	40	Toronto Comprehensive	Consumer, Consumer Low-Income,	2009	Final	1
914	40	Toronto Comprehensive	Consumer, Consumer Low-Income,	2009	Final	2
915	40	Toronto Comprehensive	Consumer, Consumer Low-Income,	2009	Final	3
916	40	Toronto Comprehensive	Consumer, Consumer Low-Income,	2009	Final	4
917	40	Toronto Comprehensive	Consumer, Consumer Low-Income,	2009	Final	5
918	40	Toronto Comprehensive	Consumer, Consumer Low-Income,	2009	Final	6

# OPA Conservation & Demand Management Programs

Measure Results at End-User Level

For: Horizon Utilities Corporation

#	Initiative Number	Initiative Name	Program Name	Program Year	Results Status	Measure Name
885	39	Electricity Retrofit Incentive	Consumer, Business	2009	Final	Motor Totally Enclosed Fan-Cooled (TEFC), 40 HP - Multi-Family Sector
886	39	Electricity Retrofit Incentive	Consumer, Business	2009	Final	Motor Totally Enclosed Fan-Cooled (TEFC), 50 HP - Multi-Family Sector
887	39	Electricity Retrofit Incentive	Consumer, Business	2009	Final	Motor Totally Enclosed Fan-Cooled (TEFC), 60 HP - Multi-Family Sector
888	39	Electricity Retrofit Incentive	Consumer, Business	2009	Final	Motor Totally Enclosed Fan-Cooled (TEFC), 75 HP - Multi-Family Sector
889	39	Electricity Retrofit Incentive	Consumer, Business	2009	Final	Motor Totally Enclosed Fan-Cooled (TEFC), 100 HP - Multi-Family Sector
890	39	Electricity Retrofit Incentive	Consumer, Business	2009	Final	Motor Totally Enclosed Fan-Cooled (TEFC), 125 HP - Multi-Family Sector
891	39	Electricity Retrofit Incentive	Consumer, Business	2009	Final	Motor Totally Enclosed Fan-Cooled (TEFC), 150 HP - Multi-Family Sector
892	39	Electricity Retrofit Incentive	Consumer, Business	2009	Final	Motor Totally Enclosed Fan-Cooled (TEFC), 200 HP - Multi-Family Sector
893	39	Electricity Retrofit Incentive	Consumer, Business	2009	Final	Unitary AC Single Phase <= 5.4 Tons - Multi-Family Sector
894	39	Electricity Retrofit Incentive	Consumer, Business	2009	Final	Unitary AC 3 Phase <= 5.4 Tons - Multi-Family Sector
895	39	Electricity Retrofit Incentive	Consumer, Business	2009	Final	Unitary AC >5.4 & <= 11.25 tons - Multi-Family Sector
896	39	Electricity Retrofit Incentive	Consumer, Business	2009	Final	Unitary AC >11.25 & <= 20 tons - Multi-Family Sector
897	39	Electricity Retrofit Incentive	Consumer, Business	2009	Final	Unitary AC 25 tons - Multi-Family Sector
898	39	Electricity Retrofit Incentive	Consumer, Business	2009	Final	AgriCommercial Creep Heat Pads, 75W - Multi-Family Sector
899	39	Electricity Retrofit Incentive	Consumer, Business	2009	Final	AgriCommercial Creep Heat Pads, 100W - Multi-Family Sector
900	39	Electricity Retrofit Incentive	Consumer, Business	2009	Final	AgriCommercial Creep Heat Pads, 150W - Multi-Family Sector
901	39	Electricity Retrofit Incentive	Consumer, Business	2009	Final	AgriCommercial Creep Heat Pads, 200W - Multi-Family Sector
902	39	Electricity Retrofit Incentive	Consumer, Business	2009	Final	AgriCommercial High Temperature Cutout Thermostat - Multi-Family Sector
903	39	Electricity Retrofit Incentive	Consumer, Business	2009	Final	AgriCommercial Creep Heat Controller - Multi-Family Sector
904	39	Electricity Retrofit Incentive	Consumer, Business	2009	Final	AgriCommercial Energy Efficient Ventilation Exhaust Fans - Multi-Family Sector
905	39	Electricity Retrofit Incentive	Consumer, Business	2009	Final	AgriCommercial Low Energy Livestock Waterers - Multi-Family Sector
906	39	Electricity Retrofit Incentive	Consumer, Business	2009	Final	AgriCommercial Photocell and Timer for Lighting Control - Multi-Family Sector
907	39	Electricity Retrofit Incentive	Consumer, Business	2009	Final	AgriCommercial High Speed Low Volume Fans - Multi-Family Sector
908	39	Electricity Retrofit Incentive	Consumer, Business	2009	Final	Solar Hot Water Collectors - Multi-Family Sector
909	39	Electricity Retrofit Incentive	Consumer, Business	2009	Final	Non-Electric Storage Tank Hot Water Heaters - Multi-Family Sector
910	39	Electricity Retrofit Incentive	Consumer, Business	2009	Final	Tankless/Instantaneous Hot Water Heaters - Multi-Family Sector
911	39	Electricity Retrofit Incentive	Consumer, Business	2009	Final	Drain Water Heat Recovery Systems - Multi-Family Sector
912	39	Electricity Retrofit Incentive	Consumer, Business	2009	Final	Custom Project - Multi-Family Sector
913	40	Toronto Comprehensive	Consumer, Consumer Low-Income,	2009	Final	Toronto Hydro-Electric System Limited – Business Incentive Program (BIP) - Commercial
914	40	Toronto Comprehensive	Consumer, Consumer Low-Income,	2009	Final	Toronto Hydro-Electric System Limited – Business Incentive Program (BIP) - Multi-Family
915	40	Toronto Comprehensive	Consumer, Consumer Low-Income,	2009	Final	Toronto Hydro-Electric System Limited – Spring Turn On & Keep Cool
916	40	Toronto Comprehensive	Consumer, Consumer Low-Income,	2009	Final	Toronto Hydro-Electric System Limited – TABIA SLED Exchange
917	40	Toronto Comprehensive	Consumer, Consumer Low-Income,	2009	Final	Toronto Hydro-Electric System Limited – Low Income
918	40	Toronto Comprehensive	Consumer, Consumer Low-Income,	2009	Final	City of Toronto – Better Building Partnership (BBP) – Existing Buildings (EB) – Municipalities, Academic Institut



OPA Conservation & Demand Management Programs

Measure Results at End-User Level

For: Horizon Utilities Corporation

#	Initiative Number	Initiative Name	Program Name	Program Year	Results Status	Assumptions				Activity Results (#)
						Net Annual Energy Savings (kWh)	Net Lifetime Energy Savings (kWh)	Aggregate Net-to-Gross Adjustment (%)	Effective Useful Life (EUL)	
885	39	Electricity Retrofit Incentive	Consumer, Business	2009	Final	Quasi-Prescriptive	Quasi-Prescriptive	83.0	6.4	n/a
886	39	Electricity Retrofit Incentive	Consumer, Business	2009	Final	Quasi-Prescriptive	Quasi-Prescriptive	83.0	6.4	n/a
887	39	Electricity Retrofit Incentive	Consumer, Business	2009	Final	Quasi-Prescriptive	Quasi-Prescriptive	83.0	6.4	n/a
888	39	Electricity Retrofit Incentive	Consumer, Business	2009	Final	Quasi-Prescriptive	Quasi-Prescriptive	83.0	6.4	n/a
889	39	Electricity Retrofit Incentive	Consumer, Business	2009	Final	Quasi-Prescriptive	Quasi-Prescriptive	83.0	6.4	n/a
890	39	Electricity Retrofit Incentive	Consumer, Business	2009	Final	Quasi-Prescriptive	Quasi-Prescriptive	83.0	6.4	n/a
891	39	Electricity Retrofit Incentive	Consumer, Business	2009	Final	Quasi-Prescriptive	Quasi-Prescriptive	83.0	6.4	n/a
892	39	Electricity Retrofit Incentive	Consumer, Business	2009	Final	Quasi-Prescriptive	Quasi-Prescriptive	83.0	6.4	n/a
893	39	Electricity Retrofit Incentive	Consumer, Business	2009	Final	Quasi-Prescriptive	Quasi-Prescriptive	83.0	6.4	n/a
894	39	Electricity Retrofit Incentive	Consumer, Business	2009	Final	Quasi-Prescriptive	Quasi-Prescriptive	83.0	6.4	n/a
895	39	Electricity Retrofit Incentive	Consumer, Business	2009	Final	Quasi-Prescriptive	Quasi-Prescriptive	83.0	6.4	n/a
896	39	Electricity Retrofit Incentive	Consumer, Business	2009	Final	Quasi-Prescriptive	Quasi-Prescriptive	83.0	6.4	n/a
897	39	Electricity Retrofit Incentive	Consumer, Business	2009	Final	Quasi-Prescriptive	Quasi-Prescriptive	83.0	6.4	n/a
898	39	Electricity Retrofit Incentive	Consumer, Business	2009	Final	Quasi-Prescriptive	Quasi-Prescriptive	83.0	6.4	n/a
899	39	Electricity Retrofit Incentive	Consumer, Business	2009	Final	Quasi-Prescriptive	Quasi-Prescriptive	83.0	6.4	n/a
900	39	Electricity Retrofit Incentive	Consumer, Business	2009	Final	Quasi-Prescriptive	Quasi-Prescriptive	83.0	6.4	n/a
901	39	Electricity Retrofit Incentive	Consumer, Business	2009	Final	Quasi-Prescriptive	Quasi-Prescriptive	83.0	6.4	n/a
902	39	Electricity Retrofit Incentive	Consumer, Business	2009	Final	Quasi-Prescriptive	Quasi-Prescriptive	83.0	6.4	n/a
903	39	Electricity Retrofit Incentive	Consumer, Business	2009	Final	Quasi-Prescriptive	Quasi-Prescriptive	83.0	6.4	n/a
904	39	Electricity Retrofit Incentive	Consumer, Business	2009	Final	Quasi-Prescriptive	Quasi-Prescriptive	83.0	6.4	n/a
905	39	Electricity Retrofit Incentive	Consumer, Business	2009	Final	Quasi-Prescriptive	Quasi-Prescriptive	83.0	6.4	n/a
906	39	Electricity Retrofit Incentive	Consumer, Business	2009	Final	Quasi-Prescriptive	Quasi-Prescriptive	83.0	6.4	n/a
907	39	Electricity Retrofit Incentive	Consumer, Business	2009	Final	Quasi-Prescriptive	Quasi-Prescriptive	83.0	6.4	n/a
908	39	Electricity Retrofit Incentive	Consumer, Business	2009	Final	Quasi-Prescriptive	Quasi-Prescriptive	83.0	6.4	n/a
909	39	Electricity Retrofit Incentive	Consumer, Business	2009	Final	Quasi-Prescriptive	Quasi-Prescriptive	83.0	6.4	n/a
910	39	Electricity Retrofit Incentive	Consumer, Business	2009	Final	Quasi-Prescriptive	Quasi-Prescriptive	83.0	6.4	n/a
911	39	Electricity Retrofit Incentive	Consumer, Business	2009	Final	Quasi-Prescriptive	Quasi-Prescriptive	83.0	6.4	n/a
912	39	Electricity Retrofit Incentive	Consumer, Business	2009	Final	Quasi-Prescriptive	Quasi-Prescriptive	83.0	6.4	n/a
913	40	Toronto Comprehensive	Consumer, Consumer Low-Income,	2009	Final	Custom	Custom	61.0	7.8	0.000
914	40	Toronto Comprehensive	Consumer, Consumer Low-Income,	2009	Final	Custom	Custom	82.0	6.6	0.000
915	40	Toronto Comprehensive	Consumer, Consumer Low-Income,	2009	Final	Custom	Custom	60.0	20.0	0.000
916	40	Toronto Comprehensive	Consumer, Consumer Low-Income,	2009	Final	Custom	Custom	70.0	20.0	0.000
917	40	Toronto Comprehensive	Consumer, Consumer Low-Income,	2009	Final	Custom	Custom	60.0	20.0	0.000
918	40	Toronto Comprehensive	Consumer, Consumer Low-Income,	2009	Final	Custom	Custom	46.0	11.3	0.000

# OPA Conservation & Demand Management Programs

Measure Results at End-User Level

For: Horizon Utilities Corporation

#	Initiative Number	Initiative Name	Program Name	Program Year	Results Status	LDC Specific Results					
						Gross Summer Peak Demand Savings (kW)	Gross Annual Energy Savings (kWh)	Gross Lifetime Energy Savings (kWh)	Net Summer Peak Demand Savings (kW)	Net Annual Energy Savings (kWh)	Net Lifetime Energy Savings (kWh)
885	39	Electricity Retrofit Incentive	Consumer, Business	2009	Final	n/a	n/a	n/a	n/a	n/a	n/a
886	39	Electricity Retrofit Incentive	Consumer, Business	2009	Final	n/a	n/a	n/a	n/a	n/a	n/a
887	39	Electricity Retrofit Incentive	Consumer, Business	2009	Final	n/a	n/a	n/a	n/a	n/a	n/a
888	39	Electricity Retrofit Incentive	Consumer, Business	2009	Final	n/a	n/a	n/a	n/a	n/a	n/a
889	39	Electricity Retrofit Incentive	Consumer, Business	2009	Final	n/a	n/a	n/a	n/a	n/a	n/a
890	39	Electricity Retrofit Incentive	Consumer, Business	2009	Final	n/a	n/a	n/a	n/a	n/a	n/a
891	39	Electricity Retrofit Incentive	Consumer, Business	2009	Final	n/a	n/a	n/a	n/a	n/a	n/a
892	39	Electricity Retrofit Incentive	Consumer, Business	2009	Final	n/a	n/a	n/a	n/a	n/a	n/a
893	39	Electricity Retrofit Incentive	Consumer, Business	2009	Final	n/a	n/a	n/a	n/a	n/a	n/a
894	39	Electricity Retrofit Incentive	Consumer, Business	2009	Final	n/a	n/a	n/a	n/a	n/a	n/a
895	39	Electricity Retrofit Incentive	Consumer, Business	2009	Final	n/a	n/a	n/a	n/a	n/a	n/a
896	39	Electricity Retrofit Incentive	Consumer, Business	2009	Final	n/a	n/a	n/a	n/a	n/a	n/a
897	39	Electricity Retrofit Incentive	Consumer, Business	2009	Final	n/a	n/a	n/a	n/a	n/a	n/a
898	39	Electricity Retrofit Incentive	Consumer, Business	2009	Final	n/a	n/a	n/a	n/a	n/a	n/a
899	39	Electricity Retrofit Incentive	Consumer, Business	2009	Final	n/a	n/a	n/a	n/a	n/a	n/a
900	39	Electricity Retrofit Incentive	Consumer, Business	2009	Final	n/a	n/a	n/a	n/a	n/a	n/a
901	39	Electricity Retrofit Incentive	Consumer, Business	2009	Final	n/a	n/a	n/a	n/a	n/a	n/a
902	39	Electricity Retrofit Incentive	Consumer, Business	2009	Final	n/a	n/a	n/a	n/a	n/a	n/a
903	39	Electricity Retrofit Incentive	Consumer, Business	2009	Final	n/a	n/a	n/a	n/a	n/a	n/a
904	39	Electricity Retrofit Incentive	Consumer, Business	2009	Final	n/a	n/a	n/a	n/a	n/a	n/a
905	39	Electricity Retrofit Incentive	Consumer, Business	2009	Final	n/a	n/a	n/a	n/a	n/a	n/a
906	39	Electricity Retrofit Incentive	Consumer, Business	2009	Final	n/a	n/a	n/a	n/a	n/a	n/a
907	39	Electricity Retrofit Incentive	Consumer, Business	2009	Final	n/a	n/a	n/a	n/a	n/a	n/a
908	39	Electricity Retrofit Incentive	Consumer, Business	2009	Final	n/a	n/a	n/a	n/a	n/a	n/a
909	39	Electricity Retrofit Incentive	Consumer, Business	2009	Final	n/a	n/a	n/a	n/a	n/a	n/a
910	39	Electricity Retrofit Incentive	Consumer, Business	2009	Final	n/a	n/a	n/a	n/a	n/a	n/a
911	39	Electricity Retrofit Incentive	Consumer, Business	2009	Final	n/a	n/a	n/a	n/a	n/a	n/a
912	39	Electricity Retrofit Incentive	Consumer, Business	2009	Final	n/a	n/a	n/a	n/a	n/a	n/a
913	40	Toronto Comprehensive	Consumer, Consumer Low-Income,	2009	Final	0.00	0	0	0.00	0	0
914	40	Toronto Comprehensive	Consumer, Consumer Low-Income,	2009	Final	0.00	0	0	0.00	0	0
915	40	Toronto Comprehensive	Consumer, Consumer Low-Income,	2009	Final	0.00	0	0	0.00	0	0
916	40	Toronto Comprehensive	Consumer, Consumer Low-Income,	2009	Final	0.00	0	0	0.00	0	0
917	40	Toronto Comprehensive	Consumer, Consumer Low-Income,	2009	Final	0.00	0	0	0.00	0	0
918	40	Toronto Comprehensive	Consumer, Consumer Low-Income,	2009	Final	0.00	0	0	0.00	0	0



# OPA Conservation & Demand Management Programs

Measure Results at End-User Level

For: Horizon Utilities Corporation

#	Initiative Number	Initiative Name	Program Name	Program Year	Results Status	#
919	40	Toronto Comprehensive	Consumer, Consumer Low-Income,	2009	Final	7
920	40	Toronto Comprehensive	Consumer, Consumer Low-Income,	2009	Final	8
921	40	Toronto Comprehensive	Consumer, Consumer Low-Income,	2009	Final	9
922	41	High Performance New Construction	Business	2009	Final	1
923	42	Power Savings Blitz	Business	2009	Final	1
924	42	Power Savings Blitz	Business	2009	Final	2
925	42	Power Savings Blitz	Business	2009	Final	3
926	42	Power Savings Blitz	Business	2009	Final	4
927	42	Power Savings Blitz	Business	2009	Final	5
928	42	Power Savings Blitz	Business	2009	Final	6
929	42	Power Savings Blitz	Business	2009	Final	7
930	42	Power Savings Blitz	Business	2009	Final	8
931	42	Power Savings Blitz	Business	2009	Final	9
932	42	Power Savings Blitz	Business	2009	Final	10
933	42	Power Savings Blitz	Business	2009	Final	11
934	42	Power Savings Blitz	Business	2009	Final	12
935	42	Power Savings Blitz	Business	2009	Final	13
936	42	Power Savings Blitz	Business	2009	Final	14
937	42	Power Savings Blitz	Business	2009	Final	15
938	42	Power Savings Blitz	Business	2009	Final	16
939	42	Power Savings Blitz	Business	2009	Final	17
940	42	Power Savings Blitz	Business	2009	Final	18
941	42	Power Savings Blitz	Business	2009	Final	19
942	42	Power Savings Blitz	Business	2009	Final	20
943	42	Power Savings Blitz	Business	2009	Final	21
944	42	Power Savings Blitz	Business	2009	Final	22
945	42	Power Savings Blitz	Business	2009	Final	23
946	42	Power Savings Blitz	Business	2009	Final	24
947	42	Power Savings Blitz	Business	2009	Final	25
948	42	Power Savings Blitz	Business	2009	Final	26
949	42	Power Savings Blitz	Business	2009	Final	27
950	42	Power Savings Blitz	Business	2009	Final	28
951	42	Power Savings Blitz	Business	2009	Final	29
952	42	Power Savings Blitz	Business	2009	Final	30

# OPA Conservation & Demand Management Programs

Measure Results at End-User Level

For: Horizon Utilities Corporation

#	Initiative Number	Initiative Name	Program Name	Program Year	Results Status	Measure Name
919	40	Toronto Comprehensive	Consumer, Consumer Low-Income,	2009	Final	City of Toronto – Better Building Partnership (BBP) – Existing Buildings (EB) – Multi-Unit Residential Buildings
920	40	Toronto Comprehensive	Consumer, Consumer Low-Income,	2009	Final	City of Toronto – Better Building Partnership (BBP) – New Construction (NC)
921	40	Toronto Comprehensive	Consumer, Consumer Low-Income,	2009	Final	Building Owners & Managers Association Project (BOMA) – Conservation & Demand Management (CDM)
922	41	High Performance New Construction	Business	2009	Final	Custom Project
923	42	Power Savings Blitz	Business	2009	Final	1) From: 1 Lamp 8' -T12-75W-Magnetic Ballasts to: 2 - 4' Lamps, end to end 32 watt - with 80% ballast factor
924	42	Power Savings Blitz	Business	2009	Final	2) From: 1 Lamp 8' -T12-75W-Magnetic Ballasts to: 1 - 8' lamp with 80% ballast factor T8-Electronic Ballast -
925	42	Power Savings Blitz	Business	2009	Final	3) From: 1 Lamp 8' -T12-75W-Magnetic Ballasts to: 2 - 4' end to end 25 watt lamp with 90% ballast factor T8-
926	42	Power Savings Blitz	Business	2009	Final	4) From: 2 Lamps 8' -T12-75W-Magnetic Ballasts to: 4 - 4' end to end 32 watt lamps with 80% ballast factor T
927	42	Power Savings Blitz	Business	2009	Final	5) From: 2 Lamps 8' -T12-75W-Magnetic Ballasts to: 2 - 4' 32 watt lamps + reflector with 90% ballast factor T8
928	42	Power Savings Blitz	Business	2009	Final	6) From: 2 Lamps 8' -T12-60W-Magnetic Ballasts to: 4 - 4' lamps with either 32 watt ballast of 80% ballast fac
929	42	Power Savings Blitz	Business	2009	Final	7) From: 2 Lamps 8' -T12-60W-Magnetic Ballasts to: 2 - 4' 32 watt lamps + Reflector with 90% ballast factor T
930	42	Power Savings Blitz	Business	2009	Final	8) From: 1 Lamp 4' -T12-40W-Magnetic Ballasts to: 1 - 4' lamp with either 32 watt ballast of 80% ballast factor
931	42	Power Savings Blitz	Business	2009	Final	9) From: 2 Lamps 4' -T12-40W-Magnetic Ballasts to: 1 - 4' 32 watt lamp + reflector with 90% ballast factor T8-
932	42	Power Savings Blitz	Business	2009	Final	10) From: 2 Lamps 4' -T12-40W-Magnetic Ballasts to: 2 - 4' lamps with either 32 watt ballast of 80% ballast fa
933	42	Power Savings Blitz	Business	2009	Final	11) From: 4 Lamps 4' -T12-40W-Magnetic Ballasts to: 2 - 4' 32 watt lamps + reflector T8-Electronic Ballast - F
934	42	Power Savings Blitz	Business	2009	Final	12) From: 4 Lamps 4' -T12-40W-Magnetic Ballasts to: 4 - 4' lamps with either 32 watt ballast of 80% ballast fa
935	42	Power Savings Blitz	Business	2009	Final	13) From: 1 Lamp 4' -T12-34W-Magnetic Ballasts to: 1 - 4' lamp with either 32 watt ballast of 80% ballast facto
936	42	Power Savings Blitz	Business	2009	Final	14) From: 2 Lamps 4' -T12-34W-Magnetic Ballasts to: 1 - 4' 32 watt lamp + reflector with 90% ballast factor T8
937	42	Power Savings Blitz	Business	2009	Final	15) From: 2 Lamps 4' -T12-34W-Magnetic Ballasts to: 2 - 4' lamps with either 32 watt ballast of 80% ballast fa
938	42	Power Savings Blitz	Business	2009	Final	16) From: 4 Lamps 4' -T12-34W-Magnetic Ballasts to: 2 - 4' 32 watt lamps + reflector T8-Electronic Ballast - F
939	42	Power Savings Blitz	Business	2009	Final	17) From: 4 Lamps 4' -T12-34W-Magnetic Ballasts to: 4 - 4' lamps with either 32 watt ballast of 80% ballast fa
940	42	Power Savings Blitz	Business	2009	Final	18) From: 2 Lamps U-Shaped 34-40W-Magnetic Ballasts to: 2 U-Tube Lamps 2' -T8-32W-Electronic Ballast -
941	42	Power Savings Blitz	Business	2009	Final	19) From: 2 Lamps U-Shaped 34-40W-Magnetic Ballasts to: 2 Linear 2' + Reflector F17T8 2' -T8-32W-Electro
942	42	Power Savings Blitz	Business	2009	Final	20) From: 2-15W Lamps Exit Sign - incandescent to: 3W LED Energy Star rated LED Exit Sign - Retail Sector
943	42	Power Savings Blitz	Business	2009	Final	21) From: 2-15W Lamps Exit Sign - incandescent to: Replace entire fixture with LED sign Energy Star rated L
944	42	Power Savings Blitz	Business	2009	Final	22) From: 40W Standard Incandescent (A Lamp) to: 11W ENERGY STAR® rated CFL (Screw-in replacemen
945	42	Power Savings Blitz	Business	2009	Final	23) From: 60W Standard Incandescent (A Lamp) to: 13W ENERGY STAR® rated CFL (Screw-in replacemen
946	42	Power Savings Blitz	Business	2009	Final	24) From: 100W Standard Incandescent (A Lamp) to: 23W ENERGY STAR® rated CFL (Screw-in replaceme
947	42	Power Savings Blitz	Business	2009	Final	25) From: 150W Standard Incandescent (A Lamp) to: 28W ENERGY STAR® rated CFL (Screw-in replaceme
948	42	Power Savings Blitz	Business	2009	Final	26) From: 60W PAR38/30 PAR Lights - Flood or Spot - recessed down lighting to: 15W CFLPAR38/30 ENER
949	42	Power Savings Blitz	Business	2009	Final	27) From: 75W PAR38/30 PAR Lights - Flood or Spot - recessed down lighting to: 18W CFLPAR38/30 ENER
950	42	Power Savings Blitz	Business	2009	Final	28) From: 100W PAR38/30 PAR Lights - Flood or Spot - recessed down lighting to: 26W CFL PAR38/30 ENE
951	42	Power Savings Blitz	Business	2009	Final	29) From: 40 - 60W standard incandescent PAR Lights - Track lighting or product highlighting to: 15W CFL Er
952	42	Power Savings Blitz	Business	2009	Final	30) From: 40 - 60W standard halogen PAR Lights - Track lighting or product highlighting to: 32 Watt IR coate

## Measure Results at End-User Level

#	Initiative Number	Initiative Name	Program Name	Program Year	Results Status
919	40	Toronto Comprehensive	Consumer, Consumer Low-Income,	2009	Final
920	40	Toronto Comprehensive	Consumer, Consumer Low-Income,	2009	Final
921	40	Toronto Comprehensive	Consumer, Consumer Low-Income,	2009	Final
922	41	High Performance New Construction	Business	2009	Final
923	42	Power Savings Blitz	Business	2009	Final
924	42	Power Savings Blitz	Business	2009	Final
925	42	Power Savings Blitz	Business	2009	Final
926	42	Power Savings Blitz	Business	2009	Final
927	42	Power Savings Blitz	Business	2009	Final
928	42	Power Savings Blitz	Business	2009	Final
929	42	Power Savings Blitz	Business	2009	Final
930	42	Power Savings Blitz	Business	2009	Final
931	42	Power Savings Blitz	Business	2009	Final
932	42	Power Savings Blitz	Business	2009	Final
933	42	Power Savings Blitz	Business	2009	Final
934	42	Power Savings Blitz	Business	2009	Final
935	42	Power Savings Blitz	Business	2009	Final
936	42	Power Savings Blitz	Business	2009	Final
937	42	Power Savings Blitz	Business	2009	Final
938	42	Power Savings Blitz	Business	2009	Final
939	42	Power Savings Blitz	Business	2009	Final
940	42	Power Savings Blitz	Business	2009	Final
941	42	Power Savings Blitz	Business	2009	Final
942	42	Power Savings Blitz	Business	2009	Final
943	42	Power Savings Blitz	Business	2009	Final
944	42	Power Savings Blitz	Business	2009	Final
945	42	Power Savings Blitz	Business	2009	Final
946	42	Power Savings Blitz	Business	2009	Final
947	42	Power Savings Blitz	Business	2009	Final
948	42	Power Savings Blitz	Business	2009	Final
949	42	Power Savings Blitz	Business	2009	Final
950	42	Power Savings Blitz	Business	2009	Final
951	42	Power Savings Blitz	Business	2009	Final
952	42	Power Savings Blitz	Business	2009	Final

[illegible]

OPA Conservation & Demand Management Programs

Measure Results at End-User Level

For: Horizon Utilities Corporation

#	Initiative Number	Initiative Name	Program Name	Program Year	Results Status	Assumptions				Activity Results (#)
						Net Annual Energy Savings (kWh)	Net Lifetime Energy Savings (kWh)	Aggregate Net-to-Gross Adjustment (%)	Effective Useful Life (EUL)	
919	40	Toronto Comprehensive	Consumer, Consumer Low-Income,	2009	Final	Custom	Custom	70.0	8.2	0.000
920	40	Toronto Comprehensive	Consumer, Consumer Low-Income,	2009	Final	Custom	Custom	60.0	20.0	0.000
921	40	Toronto Comprehensive	Consumer, Consumer Low-Income,	2009	Final	Custom	Custom	66.0	10.3	0.000
922	41	High Performance New Construction	Business	2009	Final	Custom	Custom	70.0	20.0	2.964
923	42	Power Savings Blitz	Business	2009	Final	Quasi-Prescriptive	Quasi-Prescriptive	95.0	8.6	n/a
924	42	Power Savings Blitz	Business	2009	Final	Quasi-Prescriptive	Quasi-Prescriptive	95.0	8.6	n/a
925	42	Power Savings Blitz	Business	2009	Final	Quasi-Prescriptive	Quasi-Prescriptive	95.0	8.6	n/a
926	42	Power Savings Blitz	Business	2009	Final	Quasi-Prescriptive	Quasi-Prescriptive	95.0	8.6	n/a
927	42	Power Savings Blitz	Business	2009	Final	Quasi-Prescriptive	Quasi-Prescriptive	95.0	8.6	n/a
928	42	Power Savings Blitz	Business	2009	Final	Quasi-Prescriptive	Quasi-Prescriptive	95.0	8.6	n/a
929	42	Power Savings Blitz	Business	2009	Final	Quasi-Prescriptive	Quasi-Prescriptive	95.0	8.6	n/a
930	42	Power Savings Blitz	Business	2009	Final	Quasi-Prescriptive	Quasi-Prescriptive	95.0	8.6	n/a
931	42	Power Savings Blitz	Business	2009	Final	Quasi-Prescriptive	Quasi-Prescriptive	95.0	8.6	n/a
932	42	Power Savings Blitz	Business	2009	Final	Quasi-Prescriptive	Quasi-Prescriptive	95.0	8.6	n/a
933	42	Power Savings Blitz	Business	2009	Final	Quasi-Prescriptive	Quasi-Prescriptive	95.0	8.6	n/a
934	42	Power Savings Blitz	Business	2009	Final	Quasi-Prescriptive	Quasi-Prescriptive	95.0	8.6	n/a
935	42	Power Savings Blitz	Business	2009	Final	Quasi-Prescriptive	Quasi-Prescriptive	95.0	8.6	n/a
936	42	Power Savings Blitz	Business	2009	Final	Quasi-Prescriptive	Quasi-Prescriptive	95.0	8.6	n/a
937	42	Power Savings Blitz	Business	2009	Final	Quasi-Prescriptive	Quasi-Prescriptive	95.0	8.6	n/a
938	42	Power Savings Blitz	Business	2009	Final	Quasi-Prescriptive	Quasi-Prescriptive	95.0	8.6	n/a
939	42	Power Savings Blitz	Business	2009	Final	Quasi-Prescriptive	Quasi-Prescriptive	95.0	8.6	n/a
940	42	Power Savings Blitz	Business	2009	Final	Quasi-Prescriptive	Quasi-Prescriptive	95.0	8.6	n/a
941	42	Power Savings Blitz	Business	2009	Final	Quasi-Prescriptive	Quasi-Prescriptive	95.0	8.6	n/a
942	42	Power Savings Blitz	Business	2009	Final	Quasi-Prescriptive	Quasi-Prescriptive	95.0	8.6	n/a
943	42	Power Savings Blitz	Business	2009	Final	Quasi-Prescriptive	Quasi-Prescriptive	95.0	8.6	n/a
944	42	Power Savings Blitz	Business	2009	Final	Quasi-Prescriptive	Quasi-Prescriptive	95.0	8.6	n/a
945	42	Power Savings Blitz	Business	2009	Final	Quasi-Prescriptive	Quasi-Prescriptive	95.0	8.6	n/a
946	42	Power Savings Blitz	Business	2009	Final	Quasi-Prescriptive	Quasi-Prescriptive	95.0	8.6	n/a
947	42	Power Savings Blitz	Business	2009	Final	Quasi-Prescriptive	Quasi-Prescriptive	95.0	8.6	n/a
948	42	Power Savings Blitz	Business	2009	Final	Quasi-Prescriptive	Quasi-Prescriptive	95.0	8.6	n/a
949	42	Power Savings Blitz	Business	2009	Final	Quasi-Prescriptive	Quasi-Prescriptive	95.0	8.6	n/a
950	42	Power Savings Blitz	Business	2009	Final	Quasi-Prescriptive	Quasi-Prescriptive	95.0	8.6	n/a
951	42	Power Savings Blitz	Business	2009	Final	Quasi-Prescriptive	Quasi-Prescriptive	95.0	8.6	n/a
952	42	Power Savings Blitz	Business	2009	Final	Quasi-Prescriptive	Quasi-Prescriptive	95.0	8.6	n/a

# OPA Conservation & Demand Management Programs

Measure Results at End-User Level

For: Horizon Utilities Corporation

#	Initiative Number	Initiative Name	Program Name	Program Year	Results Status	LDC Specific Results					
						Gross Summer Peak Demand Savings (kW)	Gross Annual Energy Savings (kWh)	Gross Lifetime Energy Savings (kWh)	Net Summer Peak Demand Savings (kW)	Net Annual Energy Savings (kWh)	Net Lifetime Energy Savings (kWh)
919	40	Toronto Comprehensive	Consumer, Consumer Low-Income,	2009	Final	0.00	0	0	0.00	0	0
920	40	Toronto Comprehensive	Consumer, Consumer Low-Income,	2009	Final	0.00	0	0	0.00	0	0
921	40	Toronto Comprehensive	Consumer, Consumer Low-Income,	2009	Final	0.00	0	0	0.00	0	0
922	41	High Performance New Construction	Business	2009	Final	260.87	594,748	11,894,960	182.61	416,324	8,326,472
923	42	Power Savings Blitz	Business	2009	Final	n/a	n/a	n/a	n/a	n/a	n/a
924	42	Power Savings Blitz	Business	2009	Final	n/a	n/a	n/a	n/a	n/a	n/a
925	42	Power Savings Blitz	Business	2009	Final	n/a	n/a	n/a	n/a	n/a	n/a
926	42	Power Savings Blitz	Business	2009	Final	n/a	n/a	n/a	n/a	n/a	n/a
927	42	Power Savings Blitz	Business	2009	Final	n/a	n/a	n/a	n/a	n/a	n/a
928	42	Power Savings Blitz	Business	2009	Final	n/a	n/a	n/a	n/a	n/a	n/a
929	42	Power Savings Blitz	Business	2009	Final	n/a	n/a	n/a	n/a	n/a	n/a
930	42	Power Savings Blitz	Business	2009	Final	n/a	n/a	n/a	n/a	n/a	n/a
931	42	Power Savings Blitz	Business	2009	Final	n/a	n/a	n/a	n/a	n/a	n/a
932	42	Power Savings Blitz	Business	2009	Final	n/a	n/a	n/a	n/a	n/a	n/a
933	42	Power Savings Blitz	Business	2009	Final	n/a	n/a	n/a	n/a	n/a	n/a
934	42	Power Savings Blitz	Business	2009	Final	n/a	n/a	n/a	n/a	n/a	n/a
935	42	Power Savings Blitz	Business	2009	Final	n/a	n/a	n/a	n/a	n/a	n/a
936	42	Power Savings Blitz	Business	2009	Final	n/a	n/a	n/a	n/a	n/a	n/a
937	42	Power Savings Blitz	Business	2009	Final	n/a	n/a	n/a	n/a	n/a	n/a
938	42	Power Savings Blitz	Business	2009	Final	n/a	n/a	n/a	n/a	n/a	n/a
939	42	Power Savings Blitz	Business	2009	Final	n/a	n/a	n/a	n/a	n/a	n/a
940	42	Power Savings Blitz	Business	2009	Final	n/a	n/a	n/a	n/a	n/a	n/a
941	42	Power Savings Blitz	Business	2009	Final	n/a	n/a	n/a	n/a	n/a	n/a
942	42	Power Savings Blitz	Business	2009	Final	n/a	n/a	n/a	n/a	n/a	n/a
943	42	Power Savings Blitz	Business	2009	Final	n/a	n/a	n/a	n/a	n/a	n/a
944	42	Power Savings Blitz	Business	2009	Final	n/a	n/a	n/a	n/a	n/a	n/a
945	42	Power Savings Blitz	Business	2009	Final	n/a	n/a	n/a	n/a	n/a	n/a
946	42	Power Savings Blitz	Business	2009	Final	n/a	n/a	n/a	n/a	n/a	n/a
947	42	Power Savings Blitz	Business	2009	Final	n/a	n/a	n/a	n/a	n/a	n/a
948	42	Power Savings Blitz	Business	2009	Final	n/a	n/a	n/a	n/a	n/a	n/a
949	42	Power Savings Blitz	Business	2009	Final	n/a	n/a	n/a	n/a	n/a	n/a
950	42	Power Savings Blitz	Business	2009	Final	n/a	n/a	n/a	n/a	n/a	n/a
951	42	Power Savings Blitz	Business	2009	Final	n/a	n/a	n/a	n/a	n/a	n/a
952	42	Power Savings Blitz	Business	2009	Final	n/a	n/a	n/a	n/a	n/a	n/a

OPA Conservation & Demand Management Programs

Measure Results at End-User Level

For: Horizon Utilities Corporation

#	Initiative Number	Initiative Name	Program Name	Program Year	Results Status	#
953	42	Power Savings Blitz	Business	2009	Final	31
954	42	Power Savings Blitz	Business	2009	Final	32
955	42	Power Savings Blitz	Business	2009	Final	33
956	42	Power Savings Blitz	Business	2009	Final	34
957	42	Power Savings Blitz	Business	2009	Final	35
958	42	Power Savings Blitz	Business	2009	Final	36
959	42	Power Savings Blitz	Business	2009	Final	37
960	42	Power Savings Blitz	Business	2009	Final	38
961	42	Power Savings Blitz	Business	2009	Final	39
962	42	Power Savings Blitz	Business	2009	Final	40
963	42	Power Savings Blitz	Business	2009	Final	41
964	42	Power Savings Blitz	Business	2009	Final	42
965	42	Power Savings Blitz	Business	2009	Final	43
966	42	Power Savings Blitz	Business	2009	Final	44
967	42	Power Savings Blitz	Business	2009	Final	45
968	42	Power Savings Blitz	Business	2009	Final	46
969	42	Power Savings Blitz	Business	2009	Final	47
970	42	Power Savings Blitz	Business	2009	Final	48
971	42	Power Savings Blitz	Business	2009	Final	49
972	42	Power Savings Blitz	Business	2009	Final	50
973	42	Power Savings Blitz	Business	2009	Final	51
974	42	Power Savings Blitz	Business	2009	Final	52
975	42	Power Savings Blitz	Business	2009	Final	53
976	42	Power Savings Blitz	Business	2009	Final	54
977	42	Power Savings Blitz	Business	2009	Final	55
978	42	Power Savings Blitz	Business	2009	Final	56
979	42	Power Savings Blitz	Business	2009	Final	57
980	42	Power Savings Blitz	Business	2009	Final	58
981	42	Power Savings Blitz	Business	2009	Final	59
982	42	Power Savings Blitz	Business	2009	Final	60
983	42	Power Savings Blitz	Business	2009	Final	61
984	42	Power Savings Blitz	Business	2009	Final	62
985	42	Power Savings Blitz	Business	2009	Final	63
986	42	Power Savings Blitz	Business	2009	Final	64



# OPA Conservation & Demand Management Programs

Measure Results at End-User Level

For: Horizon Utilities Corporation

#	Initiative Number	Initiative Name	Program Name	Program Year	Results Status	Measure Name
953	42	Power Savings Blitz	Business	2009	Final	31) From: 75W standard incandescent PAR Lights - Track lighting or product highlighting to: 18W CFL Energy
954	42	Power Savings Blitz	Business	2009	Final	32) From: 75W standard incandescent PAR Lights - Track lighting or product highlighting to: 50 Watt Halogen
955	42	Power Savings Blitz	Business	2009	Final	33) From: 90 Watt Halogen PAR Lights - Track lighting or product highlighting to: 23 to 28 watt CFL Par 38/30
956	42	Power Savings Blitz	Business	2009	Final	34) From: 90 Watt Halogen PAR Lights - Track lighting or product highlighting to: 60 watt Halogen IR Energy
957	42	Power Savings Blitz	Business	2009	Final	35) From: 100W standard incandescent or greater PAR Lights - Track lighting or product highlighting to: 26W
958	42	Power Savings Blitz	Business	2009	Final	36) From: 100W standard incandescent or greater PAR Lights - Track lighting or product highlighting to: 50-75
959	42	Power Savings Blitz	Business	2009	Final	37) From: No Insulation Jacket (50-119 Gal) to: Insulation Jacket 5/32" barrier bubble film laminated between
960	42	Power Savings Blitz	Business	2009	Final	38) From: No Insulation Jacket (12-40 Gal) to: Insulation Jacket 5/32" barrier bubble film laminated between t
961	42	Power Savings Blitz	Business	2009	Final	39) From: No Pipe insulation to: Pipe insulation (10 ft flexible polyethylene insulation on outlet pipe (for 1.2" a
962	42	Power Savings Blitz	Business	2009	Final	40) From: Aerator (Average 2.75gpm) Low Flow Aerator (Electric Water Heater Only) to: Aerator (Average 1.5
963	42	Power Savings Blitz	Business	2009	Final	41) From: Authorized Contractor Program (ACP) to: Work Order cost <\$500 (Labour and materials) - Retail S
964	42	Power Savings Blitz	Business	2009	Final	42) From: Authorized Contractor Program (ACP) to: Work Order cost >\$500 - \$2000 (Labour and materials)
965	42	Power Savings Blitz	Business	2009	Final	43) From: Authorized Contractor Program (ACP) to: Work Order cost >\$2001 - \$5000 (Labour and materials)
966	42	Power Savings Blitz	Business	2009	Final	44) From: Contractor (Non-Classified Locations) to: First 10 devices or fraction thereof - Retail Sector
967	42	Power Savings Blitz	Business	2009	Final	45) From: Contractor (Non-Classified Locations) to: Each additional 10 devices or fraction thereof - Retail Se
968	42	Power Savings Blitz	Business	2009	Final	46) From: 4 Lamps 8' -T12-75W-Magnetic Ballasts to: 4 - 4' 32 watt lamps + reflector with 90% ballast factor T
969	42	Power Savings Blitz	Business	2009	Final	47) From: Contractor (Non-Classified Locations) - Minimum fee if the total fee for the application for inspection
970	42	Power Savings Blitz	Business	2009	Final	48) From: 2 Lamps 8' -T12-75W-Magnetic Ballasts to: 2 - 8' lamps with 90% ballast factor T8-Electronic Ballas
971	42	Power Savings Blitz	Business	2009	Final	49) From: 4 Lamps 8' -T12-75W-Magnetic Ballasts to: 4 - 8' lamps with 2 electronic ballasts of 90% ballast fac
972	42	Power Savings Blitz	Business	2009	Final	50) From: 2 Lamps 8' -T12-60W-Magnetic Ballasts to: 2 - 8' 59wat lamps + reflector with 90% ballast factor T
973	42	Power Savings Blitz	Business	2009	Final	51) From: 4 Lamps 8' -T12-60W-Magnetic Ballasts to: 4 - 8' lamps with 2 electronic ballasts of 90% ballast fac
974	42	Power Savings Blitz	Business	2009	Final	52) From: 2 Lamps 4' -T8 32W-Magnetic Ballasts to: 2 - 4' 25 watt lamps with electronic ballasts T8-Electronic
975	42	Power Savings Blitz	Business	2009	Final	53) From: 2 - 4' T12 High Output Lamps High Output T12-Magnetic Ballasts to: 2 - 4' High Output T8 lamps w
976	42	Power Savings Blitz	Business	2009	Final	54) From: 2 - 8' T12 High Output Lamps High Output T12-Magnetic Ballasts to: 2 - 8' High Output T8 lamps w
977	42	Power Savings Blitz	Business	2009	Final	55) From: 175W Metal Halide Metal Halide to: 1 - 150W Metal Halide Direct Lamp replacement Metal Halide
978	42	Power Savings Blitz	Business	2009	Final	56) From: 400W Metal Halide Metal Halide to: 1 - 350W Metal Halide Direct Lamp replacement Metal Halide
979	42	Power Savings Blitz	Business	2009	Final	57) From: 250W Metal Halide Metal Halide to: 4 - 4' Lamps with either 32 watt ballast of 80% ballast factor o
980	42	Power Savings Blitz	Business	2009	Final	58) From: 400W Metal Halide Metal Halide to: 6 - 4' Lamps with either 32 watt ballast of 80% ballast factor o
981	42	Power Savings Blitz	Business	2009	Final	59) From: 40W Standard Incandescent (A Lamp) to: 11W ENERGY STAR® rated CFL New Fixture (2-pin / 4-
982	42	Power Savings Blitz	Business	2009	Final	60) From: 60W Standard Incandescent (A Lamp) to: 13W ENERGY STAR® rated CFL New Fixture (2-pin / 4-
983	42	Power Savings Blitz	Business	2009	Final	61) From: 100W Standard Incandescent (A Lamp) to: 23W ENERGY STAR® rated CFL New Fixture (2-pin / 4-
984	42	Power Savings Blitz	Business	2009	Final	62) From: 150W Standard Incandescent (A Lamp) to: 28W ENERGY STAR® rated CFL New Fixture (2-pin / 4-
985	42	Power Savings Blitz	Business	2009	Final	63) From: 65 - 75W Incandescent R Lamp Incandescent R Lamp on Dimmers to: 14 - 16W Dimmable CFL R
986	42	Power Savings Blitz	Business	2009	Final	64) From: 100 - 150W Incandescent R Lamp Incandescent R Lamp on Dimmers to: 22 - 26W Dimmable CFL

## Measure Results at End-User Level

#	Initiative Number	Initiative Name	Program Name	Program Year	Results Status
953	42	Power Savings Blitz	Business	2009	Final
954	42	Power Savings Blitz	Business	2009	Final
955	42	Power Savings Blitz	Business	2009	Final
956	42	Power Savings Blitz	Business	2009	Final
957	42	Power Savings Blitz	Business	2009	Final
958	42	Power Savings Blitz	Business	2009	Final
959	42	Power Savings Blitz	Business	2009	Final
960	42	Power Savings Blitz	Business	2009	Final
961	42	Power Savings Blitz	Business	2009	Final
962	42	Power Savings Blitz	Business	2009	Final
963	42	Power Savings Blitz	Business	2009	Final
964	42	Power Savings Blitz	Business	2009	Final
965	42	Power Savings Blitz	Business	2009	Final
966	42	Power Savings Blitz	Business	2009	Final
967	42	Power Savings Blitz	Business	2009	Final
968	42	Power Savings Blitz	Business	2009	Final
969	42	Power Savings Blitz	Business	2009	Final
970	42	Power Savings Blitz	Business	2009	Final
971	42	Power Savings Blitz	Business	2009	Final
972	42	Power Savings Blitz	Business	2009	Final
973	42	Power Savings Blitz	Business	2009	Final
974	42	Power Savings Blitz	Business	2009	Final
975	42	Power Savings Blitz	Business	2009	Final
976	42	Power Savings Blitz	Business	2009	Final
977	42	Power Savings Blitz	Business	2009	Final
978	42	Power Savings Blitz	Business	2009	Final
979	42	Power Savings Blitz	Business	2009	Final
980	42	Power Savings Blitz	Business	2009	Final
981	42	Power Savings Blitz	Business	2009	Final
982	42	Power Savings Blitz	Business	2009	Final
983	42	Power Savings Blitz	Business	2009	Final
984	42	Power Savings Blitz	Business	2009	Final
985	42	Power Savings Blitz	Business	2009	Final
986	42	Power Savings Blitz	Business	2009	Final

[illegible]

# OPA Conservation & Demand Management Programs

Measure Results at End-User Level

For: Horizon Utilities Corporation

#	Initiative Number	Initiative Name	Program Name	Program Year	Results Status	Assumptions				Activity Results (#)
						Net Annual Energy Savings (kWh)	Net Lifetime Energy Savings (kWh)	Aggregate Net-to-Gross Adjustment (%)	Effective Useful Life (EUL)	
953	42	Power Savings Blitz	Business	2009	Final	Quasi-Prescriptive	Quasi-Prescriptive	95.0	8.6	n/a
954	42	Power Savings Blitz	Business	2009	Final	Quasi-Prescriptive	Quasi-Prescriptive	95.0	8.6	n/a
955	42	Power Savings Blitz	Business	2009	Final	Quasi-Prescriptive	Quasi-Prescriptive	95.0	8.6	n/a
956	42	Power Savings Blitz	Business	2009	Final	Quasi-Prescriptive	Quasi-Prescriptive	95.0	8.6	n/a
957	42	Power Savings Blitz	Business	2009	Final	Quasi-Prescriptive	Quasi-Prescriptive	95.0	8.6	n/a
958	42	Power Savings Blitz	Business	2009	Final	Quasi-Prescriptive	Quasi-Prescriptive	95.0	8.6	n/a
959	42	Power Savings Blitz	Business	2009	Final	Quasi-Prescriptive	Quasi-Prescriptive	95.0	8.6	n/a
960	42	Power Savings Blitz	Business	2009	Final	Quasi-Prescriptive	Quasi-Prescriptive	95.0	8.6	n/a
961	42	Power Savings Blitz	Business	2009	Final	Quasi-Prescriptive	Quasi-Prescriptive	95.0	8.6	n/a
962	42	Power Savings Blitz	Business	2009	Final	Quasi-Prescriptive	Quasi-Prescriptive	95.0	8.6	n/a
963	42	Power Savings Blitz	Business	2009	Final	Quasi-Prescriptive	Quasi-Prescriptive	95.0	8.6	n/a
964	42	Power Savings Blitz	Business	2009	Final	Quasi-Prescriptive	Quasi-Prescriptive	95.0	8.6	n/a
965	42	Power Savings Blitz	Business	2009	Final	Quasi-Prescriptive	Quasi-Prescriptive	95.0	8.6	n/a
966	42	Power Savings Blitz	Business	2009	Final	Quasi-Prescriptive	Quasi-Prescriptive	95.0	8.6	n/a
967	42	Power Savings Blitz	Business	2009	Final	Quasi-Prescriptive	Quasi-Prescriptive	95.0	8.6	n/a
968	42	Power Savings Blitz	Business	2009	Final	Quasi-Prescriptive	Quasi-Prescriptive	95.0	8.6	n/a
969	42	Power Savings Blitz	Business	2009	Final	Quasi-Prescriptive	Quasi-Prescriptive	95.0	8.6	n/a
970	42	Power Savings Blitz	Business	2009	Final	Quasi-Prescriptive	Quasi-Prescriptive	95.0	8.6	n/a
971	42	Power Savings Blitz	Business	2009	Final	Quasi-Prescriptive	Quasi-Prescriptive	95.0	8.6	n/a
972	42	Power Savings Blitz	Business	2009	Final	Quasi-Prescriptive	Quasi-Prescriptive	95.0	8.6	n/a
973	42	Power Savings Blitz	Business	2009	Final	Quasi-Prescriptive	Quasi-Prescriptive	95.0	8.6	n/a
974	42	Power Savings Blitz	Business	2009	Final	Quasi-Prescriptive	Quasi-Prescriptive	95.0	8.6	n/a
975	42	Power Savings Blitz	Business	2009	Final	Quasi-Prescriptive	Quasi-Prescriptive	95.0	8.6	n/a
976	42	Power Savings Blitz	Business	2009	Final	Quasi-Prescriptive	Quasi-Prescriptive	95.0	8.6	n/a
977	42	Power Savings Blitz	Business	2009	Final	Quasi-Prescriptive	Quasi-Prescriptive	95.0	8.6	n/a
978	42	Power Savings Blitz	Business	2009	Final	Quasi-Prescriptive	Quasi-Prescriptive	95.0	8.6	n/a
979	42	Power Savings Blitz	Business	2009	Final	Quasi-Prescriptive	Quasi-Prescriptive	95.0	8.6	n/a
980	42	Power Savings Blitz	Business	2009	Final	Quasi-Prescriptive	Quasi-Prescriptive	95.0	8.6	n/a
981	42	Power Savings Blitz	Business	2009	Final	Quasi-Prescriptive	Quasi-Prescriptive	95.0	8.6	n/a
982	42	Power Savings Blitz	Business	2009	Final	Quasi-Prescriptive	Quasi-Prescriptive	95.0	8.6	n/a
983	42	Power Savings Blitz	Business	2009	Final	Quasi-Prescriptive	Quasi-Prescriptive	95.0	8.6	n/a
984	42	Power Savings Blitz	Business	2009	Final	Quasi-Prescriptive	Quasi-Prescriptive	95.0	8.6	n/a
985	42	Power Savings Blitz	Business	2009	Final	Quasi-Prescriptive	Quasi-Prescriptive	95.0	8.6	n/a
986	42	Power Savings Blitz	Business	2009	Final	Quasi-Prescriptive	Quasi-Prescriptive	95.0	8.6	n/a

# OPA Conservation & Demand Management Programs

Measure Results at End-User Level

For: Horizon Utilities Corporation

#	Initiative Number	Initiative Name	Program Name	Program Year	Results Status	LDC Specific Results					
						Gross Summer Peak Demand Savings (kW)	Gross Annual Energy Savings (kWh)	Gross Lifetime Energy Savings (kWh)	Net Summer Peak Demand Savings (kW)	Net Annual Energy Savings (kWh)	Net Lifetime Energy Savings (kWh)
953	42	Power Savings Blitz	Business	2009	Final	n/a	n/a	n/a	n/a	n/a	n/a
954	42	Power Savings Blitz	Business	2009	Final	n/a	n/a	n/a	n/a	n/a	n/a
955	42	Power Savings Blitz	Business	2009	Final	n/a	n/a	n/a	n/a	n/a	n/a
956	42	Power Savings Blitz	Business	2009	Final	n/a	n/a	n/a	n/a	n/a	n/a
957	42	Power Savings Blitz	Business	2009	Final	n/a	n/a	n/a	n/a	n/a	n/a
958	42	Power Savings Blitz	Business	2009	Final	n/a	n/a	n/a	n/a	n/a	n/a
959	42	Power Savings Blitz	Business	2009	Final	n/a	n/a	n/a	n/a	n/a	n/a
960	42	Power Savings Blitz	Business	2009	Final	n/a	n/a	n/a	n/a	n/a	n/a
961	42	Power Savings Blitz	Business	2009	Final	n/a	n/a	n/a	n/a	n/a	n/a
962	42	Power Savings Blitz	Business	2009	Final	n/a	n/a	n/a	n/a	n/a	n/a
963	42	Power Savings Blitz	Business	2009	Final	n/a	n/a	n/a	n/a	n/a	n/a
964	42	Power Savings Blitz	Business	2009	Final	n/a	n/a	n/a	n/a	n/a	n/a
965	42	Power Savings Blitz	Business	2009	Final	n/a	n/a	n/a	n/a	n/a	n/a
966	42	Power Savings Blitz	Business	2009	Final	n/a	n/a	n/a	n/a	n/a	n/a
967	42	Power Savings Blitz	Business	2009	Final	n/a	n/a	n/a	n/a	n/a	n/a
968	42	Power Savings Blitz	Business	2009	Final	n/a	n/a	n/a	n/a	n/a	n/a
969	42	Power Savings Blitz	Business	2009	Final	n/a	n/a	n/a	n/a	n/a	n/a
970	42	Power Savings Blitz	Business	2009	Final	n/a	n/a	n/a	n/a	n/a	n/a
971	42	Power Savings Blitz	Business	2009	Final	n/a	n/a	n/a	n/a	n/a	n/a
972	42	Power Savings Blitz	Business	2009	Final	n/a	n/a	n/a	n/a	n/a	n/a
973	42	Power Savings Blitz	Business	2009	Final	n/a	n/a	n/a	n/a	n/a	n/a
974	42	Power Savings Blitz	Business	2009	Final	n/a	n/a	n/a	n/a	n/a	n/a
975	42	Power Savings Blitz	Business	2009	Final	n/a	n/a	n/a	n/a	n/a	n/a
976	42	Power Savings Blitz	Business	2009	Final	n/a	n/a	n/a	n/a	n/a	n/a
977	42	Power Savings Blitz	Business	2009	Final	n/a	n/a	n/a	n/a	n/a	n/a
978	42	Power Savings Blitz	Business	2009	Final	n/a	n/a	n/a	n/a	n/a	n/a
979	42	Power Savings Blitz	Business	2009	Final	n/a	n/a	n/a	n/a	n/a	n/a
980	42	Power Savings Blitz	Business	2009	Final	n/a	n/a	n/a	n/a	n/a	n/a
981	42	Power Savings Blitz	Business	2009	Final	n/a	n/a	n/a	n/a	n/a	n/a
982	42	Power Savings Blitz	Business	2009	Final	n/a	n/a	n/a	n/a	n/a	n/a
983	42	Power Savings Blitz	Business	2009	Final	n/a	n/a	n/a	n/a	n/a	n/a
984	42	Power Savings Blitz	Business	2009	Final	n/a	n/a	n/a	n/a	n/a	n/a
985	42	Power Savings Blitz	Business	2009	Final	n/a	n/a	n/a	n/a	n/a	n/a
986	42	Power Savings Blitz	Business	2009	Final	n/a	n/a	n/a	n/a	n/a	n/a

# OPA Conservation & Demand Management Programs

Measure Results at End-User Level

For: Horizon Utilities Corporation

#	Initiative Number	Initiative Name	Program Name	Program Year	Results Status	#
987	42	Power Savings Blitz	Business	2009	Final	65
988	42	Power Savings Blitz	Business	2009	Final	66
989	42	Power Savings Blitz	Business	2009	Final	67
990	42	Power Savings Blitz	Business	2009	Final	68
991	42	Power Savings Blitz	Business	2009	Final	69
992	42	Power Savings Blitz	Business	2009	Final	70
993	42	Power Savings Blitz	Business	2009	Final	71
994	42	Power Savings Blitz	Business	2009	Final	72
995	42	Power Savings Blitz	Business	2009	Final	73
996	42	Power Savings Blitz	Business	2009	Final	74
997	42	Power Savings Blitz	Business	2009	Final	75
998	42	Power Savings Blitz	Business	2009	Final	76
999	42	Power Savings Blitz	Business	2009	Final	77
1000	42	Power Savings Blitz	Business	2009	Final	78
1001	42	Power Savings Blitz	Business	2009	Final	79
1002	42	Power Savings Blitz	Business	2009	Final	80
1003	42	Power Savings Blitz	Business	2009	Final	81
1004	42	Power Savings Blitz	Business	2009	Final	82
1005	42	Power Savings Blitz	Business	2009	Final	83
1006	42	Power Savings Blitz	Business	2009	Final	84
1007	42	Power Savings Blitz	Business	2009	Final	85
1008	42	Power Savings Blitz	Business	2009	Final	86
1009	42	Power Savings Blitz	Business	2009	Final	87
1010	42	Power Savings Blitz	Business	2009	Final	88
1011	42	Power Savings Blitz	Business	2009	Final	89
1012	42	Power Savings Blitz	Business	2009	Final	90
1013	42	Power Savings Blitz	Business	2009	Final	91
1014	42	Power Savings Blitz	Business	2009	Final	92
1015	42	Power Savings Blitz	Business	2009	Final	93
1016	42	Power Savings Blitz	Business	2009	Final	94
1017	42	Power Savings Blitz	Business	2009	Final	95
1018	42	Power Savings Blitz	Business	2009	Final	96
1019	42	Power Savings Blitz	Business	2009	Final	97
1020	42	Power Savings Blitz	Business	2009	Final	98

# OPA Conservation & Demand Management Programs

Measure Results at End-User Level

For: Horizon Utilities Corporation

#	Initiative Number	Initiative Name	Program Name	Program Year	Results Status	Measure Name
987	42	Power Savings Blitz	Business	2009	Final	65) From: 40 - 60W standard halogen PAR Lights - Track lighting or product highlighting to: 32 Watt halogen
988	42	Power Savings Blitz	Business	2009	Final	66) From: 4' T12 Tube Guard T12 Tube Guard to: 4' T8 Tube Guards T8-Electronic Ballast - Retail Sector
989	42	Power Savings Blitz	Business	2009	Final	67) From: 8' T12 Tube Guard T12 Tube Guard to: 8' T8 Tube Guards T8-Electronic Ballast - Retail Sector
990	42	Power Savings Blitz	Business	2009	Final	1) From: 1 Lamp 8' -T12-75W-Magnetic Ballasts to: 2 - 4' Lamps, end to end 32 watt - with 80% ballast factor
991	42	Power Savings Blitz	Business	2009	Final	2) From: 1 Lamp 8' -T12-75W-Magnetic Ballasts to: 1 - 8' lamp with 80% ballast factor T8-Electronic Ballast -
992	42	Power Savings Blitz	Business	2009	Final	3) From: 1 Lamp 8' -T12-75W-Magnetic Ballasts to: 2 - 4' end to end 25 watt lamp with 90% ballast factor T8-
993	42	Power Savings Blitz	Business	2009	Final	4) From: 2 Lamps 8' -T12-75W-Magnetic Ballasts to: 4 - 4' end to end 32 watt lamps with 80% ballast factor T
994	42	Power Savings Blitz	Business	2009	Final	5) From: 2 Lamps 8' -T12-75W-Magnetic Ballasts to: 2 - 4' 32 watt lamps + reflector with 90% ballast factor T8
995	42	Power Savings Blitz	Business	2009	Final	6) From: 2 Lamps 8' -T12-60W-Magnetic Ballasts to: 4 - 4' lamps with either 32 watt ballast of 80% ballast fac
996	42	Power Savings Blitz	Business	2009	Final	7) From: 2 Lamps 8' -T12-60W-Magnetic Ballasts to: 2 - 4' 32 watt lamps + Reflector with 90% ballast factor T
997	42	Power Savings Blitz	Business	2009	Final	8) From: 1 Lamp 4' -T12-40W-Magnetic Ballasts to: 1 - 4' lamp with either 32 watt ballast of 80% ballast factor
998	42	Power Savings Blitz	Business	2009	Final	9) From: 2 Lamps 4' -T12-40W-Magnetic Ballasts to: 1 - 4' 32 watt lamp + reflector with 90% ballast factor T8-
999	42	Power Savings Blitz	Business	2009	Final	10) From: 2 Lamps 4' -T12-40W-Magnetic Ballasts to: 2 - 4' lamps with either 32 watt ballast of 80% ballast fa
1000	42	Power Savings Blitz	Business	2009	Final	11) From: 4 Lamps 4' -T12-40W-Magnetic Ballasts to: 2 - 4' 32 watt lamps + reflector T8-Electronic Ballast - F
1001	42	Power Savings Blitz	Business	2009	Final	12) From: 4 Lamps 4' -T12-40W-Magnetic Ballasts to: 4 - 4' lamps with either 32 watt ballast of 80% ballast fa
1002	42	Power Savings Blitz	Business	2009	Final	13) From: 1 Lamp 4' -T12-34W-Magnetic Ballasts to: 1 - 4' lamp with either 32 watt ballast of 80% ballast facto
1003	42	Power Savings Blitz	Business	2009	Final	14) From: 2 Lamps 4' -T12-34W-Magnetic Ballasts to: 1 - 4' 32 watt lamp + reflector with 90% ballast factor T8
1004	42	Power Savings Blitz	Business	2009	Final	15) From: 2 Lamps 4' -T12-34W-Magnetic Ballasts to: 2 - 4' lamps with either 32 watt ballast of 80% ballast fa
1005	42	Power Savings Blitz	Business	2009	Final	16) From: 4 Lamps 4' -T12-34W-Magnetic Ballasts to: 2 - 4' 32 watt lamps + reflector T8-Electronic Ballast - F
1006	42	Power Savings Blitz	Business	2009	Final	17) From: 4 Lamps 4' -T12-34W-Magnetic Ballasts to: 4 - 4' lamps with either 32 watt ballast of 80% ballast fa
1007	42	Power Savings Blitz	Business	2009	Final	18) From: 2 Lamps U-Shaped 34-40W-Magnetic Ballasts to: 2 U-Tube Lamps 2' -T8-32W-Electronic Ballast -
1008	42	Power Savings Blitz	Business	2009	Final	19) From: 2 Lamps U-Shaped 34-40W-Magnetic Ballasts to: 2 Linear 2' + Reflector F17T8 2' -T8-32W-Electro
1009	42	Power Savings Blitz	Business	2009	Final	20) From: 2-15W Lamps Exit Sign - incandescent to: 3W LED Energy Star rated LED Exit Sign - Food Service
1010	42	Power Savings Blitz	Business	2009	Final	21) From: 2-15W Lamps Exit Sign - incandescent to: Replace entire fixture with LED sign Energy Star rated L
1011	42	Power Savings Blitz	Business	2009	Final	22) From: 40W Standard Incandescent (A Lamp) to: 11W ENERGY STAR® rated CFL (Screw-in replacemen
1012	42	Power Savings Blitz	Business	2009	Final	23) From: 60W Standard Incandescent (A Lamp) to: 13W ENERGY STAR® rated CFL (Screw-in replacemen
1013	42	Power Savings Blitz	Business	2009	Final	24) From: 100W Standard Incandescent (A Lamp) to: 23W ENERGY STAR® rated CFL (Screw-in replaceme
1014	42	Power Savings Blitz	Business	2009	Final	25) From: 150W Standard Incandescent (A Lamp) to: 28W ENERGY STAR® rated CFL (Screw-in replaceme
1015	42	Power Savings Blitz	Business	2009	Final	26) From: 60W PAR38/30 PAR Lights - Flood or Spot - recessed down lighting to: 15W CFLPAR38/30 ENER
1016	42	Power Savings Blitz	Business	2009	Final	27) From: 75W PAR38/30 PAR Lights - Flood or Spot - recessed down lighting to: 18W CFLPAR38/30 ENER
1017	42	Power Savings Blitz	Business	2009	Final	28) From: 100W PAR38/30 PAR Lights - Flood or Spot - recessed down lighting to: 26W CFL PAR38/30 ENE
1018	42	Power Savings Blitz	Business	2009	Final	29) From: 40 - 60W standard incandescent PAR Lights - Track lighting or product highlighting to: 15W CFL Er
1019	42	Power Savings Blitz	Business	2009	Final	30) From: 40 - 60W standard halogen PAR Lights - Track lighting or product highlighting to: 32 Watt IR coate
1020	42	Power Savings Blitz	Business	2009	Final	31) From: 75W standard incandescent PAR Lights - Track lighting or product highlighting to: 18W CFL Energy



## Measure Results at End-User Level

#	Initiative Number	Initiative Name	Program Name	Program Year	Results Status
987	42	Power Savings Blitz	Business	2009	Final
988	42	Power Savings Blitz	Business	2009	Final
989	42	Power Savings Blitz	Business	2009	Final
990	42	Power Savings Blitz	Business	2009	Final
991	42	Power Savings Blitz	Business	2009	Final
992	42	Power Savings Blitz	Business	2009	Final
993	42	Power Savings Blitz	Business	2009	Final
994	42	Power Savings Blitz	Business	2009	Final
995	42	Power Savings Blitz	Business	2009	Final
996	42	Power Savings Blitz	Business	2009	Final
997	42	Power Savings Blitz	Business	2009	Final
998	42	Power Savings Blitz	Business	2009	Final
999	42	Power Savings Blitz	Business	2009	Final
1000	42	Power Savings Blitz	Business	2009	Final
1001	42	Power Savings Blitz	Business	2009	Final
1002	42	Power Savings Blitz	Business	2009	Final
1003	42	Power Savings Blitz	Business	2009	Final
1004	42	Power Savings Blitz	Business	2009	Final
1005	42	Power Savings Blitz	Business	2009	Final
1006	42	Power Savings Blitz	Business	2009	Final
1007	42	Power Savings Blitz	Business	2009	Final
1008	42	Power Savings Blitz	Business	2009	Final
1009	42	Power Savings Blitz	Business	2009	Final
1010	42	Power Savings Blitz	Business	2009	Final
1011	42	Power Savings Blitz	Business	2009	Final
1012	42	Power Savings Blitz	Business	2009	Final
1013	42	Power Savings Blitz	Business	2009	Final
1014	42	Power Savings Blitz	Business	2009	Final
1015	42	Power Savings Blitz	Business	2009	Final
1016	42	Power Savings Blitz	Business	2009	Final
1017	42	Power Savings Blitz	Business	2009	Final
1018	42	Power Savings Blitz	Business	2009	Final
1019	42	Power Savings Blitz	Business	2009	Final
1020	42	Power Savings Blitz	Business	2009	Final

[illegible]

# OPA Conservation & Demand Management Programs

Measure Results at End-User Level

For: Horizon Utilities Corporation

#	Initiative Number	Initiative Name	Program Name	Program Year	Results Status	Assumptions				Activity Results (#)
						Net Annual Energy Savings (kWh)	Net Lifetime Energy Savings (kWh)	Aggregate Net-to-Gross Adjustment (%)	Effective Useful Life (EUL)	
987	42	Power Savings Blitz	Business	2009	Final	Quasi-Prescriptive	Quasi-Prescriptive	95.0	8.6	n/a
988	42	Power Savings Blitz	Business	2009	Final	Quasi-Prescriptive	Quasi-Prescriptive	95.0	8.6	n/a
989	42	Power Savings Blitz	Business	2009	Final	Quasi-Prescriptive	Quasi-Prescriptive	95.0	8.6	n/a
990	42	Power Savings Blitz	Business	2009	Final	Quasi-Prescriptive	Quasi-Prescriptive	95.0	8.6	n/a
991	42	Power Savings Blitz	Business	2009	Final	Quasi-Prescriptive	Quasi-Prescriptive	95.0	8.6	n/a
992	42	Power Savings Blitz	Business	2009	Final	Quasi-Prescriptive	Quasi-Prescriptive	95.0	8.6	n/a
993	42	Power Savings Blitz	Business	2009	Final	Quasi-Prescriptive	Quasi-Prescriptive	95.0	8.6	n/a
994	42	Power Savings Blitz	Business	2009	Final	Quasi-Prescriptive	Quasi-Prescriptive	95.0	8.6	n/a
995	42	Power Savings Blitz	Business	2009	Final	Quasi-Prescriptive	Quasi-Prescriptive	95.0	8.6	n/a
996	42	Power Savings Blitz	Business	2009	Final	Quasi-Prescriptive	Quasi-Prescriptive	95.0	8.6	n/a
997	42	Power Savings Blitz	Business	2009	Final	Quasi-Prescriptive	Quasi-Prescriptive	95.0	8.6	n/a
998	42	Power Savings Blitz	Business	2009	Final	Quasi-Prescriptive	Quasi-Prescriptive	95.0	8.6	n/a
999	42	Power Savings Blitz	Business	2009	Final	Quasi-Prescriptive	Quasi-Prescriptive	95.0	8.6	n/a
1000	42	Power Savings Blitz	Business	2009	Final	Quasi-Prescriptive	Quasi-Prescriptive	95.0	8.6	n/a
1001	42	Power Savings Blitz	Business	2009	Final	Quasi-Prescriptive	Quasi-Prescriptive	95.0	8.6	n/a
1002	42	Power Savings Blitz	Business	2009	Final	Quasi-Prescriptive	Quasi-Prescriptive	95.0	8.6	n/a
1003	42	Power Savings Blitz	Business	2009	Final	Quasi-Prescriptive	Quasi-Prescriptive	95.0	8.6	n/a
1004	42	Power Savings Blitz	Business	2009	Final	Quasi-Prescriptive	Quasi-Prescriptive	95.0	8.6	n/a
1005	42	Power Savings Blitz	Business	2009	Final	Quasi-Prescriptive	Quasi-Prescriptive	95.0	8.6	n/a
1006	42	Power Savings Blitz	Business	2009	Final	Quasi-Prescriptive	Quasi-Prescriptive	95.0	8.6	n/a
1007	42	Power Savings Blitz	Business	2009	Final	Quasi-Prescriptive	Quasi-Prescriptive	95.0	8.6	n/a
1008	42	Power Savings Blitz	Business	2009	Final	Quasi-Prescriptive	Quasi-Prescriptive	95.0	8.6	n/a
1009	42	Power Savings Blitz	Business	2009	Final	Quasi-Prescriptive	Quasi-Prescriptive	95.0	8.6	n/a
1010	42	Power Savings Blitz	Business	2009	Final	Quasi-Prescriptive	Quasi-Prescriptive	95.0	8.6	n/a
1011	42	Power Savings Blitz	Business	2009	Final	Quasi-Prescriptive	Quasi-Prescriptive	95.0	8.6	n/a
1012	42	Power Savings Blitz	Business	2009	Final	Quasi-Prescriptive	Quasi-Prescriptive	95.0	8.6	n/a
1013	42	Power Savings Blitz	Business	2009	Final	Quasi-Prescriptive	Quasi-Prescriptive	95.0	8.6	n/a
1014	42	Power Savings Blitz	Business	2009	Final	Quasi-Prescriptive	Quasi-Prescriptive	95.0	8.6	n/a
1015	42	Power Savings Blitz	Business	2009	Final	Quasi-Prescriptive	Quasi-Prescriptive	95.0	8.6	n/a
1016	42	Power Savings Blitz	Business	2009	Final	Quasi-Prescriptive	Quasi-Prescriptive	95.0	8.6	n/a
1017	42	Power Savings Blitz	Business	2009	Final	Quasi-Prescriptive	Quasi-Prescriptive	95.0	8.6	n/a
1018	42	Power Savings Blitz	Business	2009	Final	Quasi-Prescriptive	Quasi-Prescriptive	95.0	8.6	n/a
1019	42	Power Savings Blitz	Business	2009	Final	Quasi-Prescriptive	Quasi-Prescriptive	95.0	8.6	n/a
1020	42	Power Savings Blitz	Business	2009	Final	Quasi-Prescriptive	Quasi-Prescriptive	95.0	8.6	n/a

# OPA Conservation & Demand Management Programs

Measure Results at End-User Level

For: Horizon Utilities Corporation

#	Initiative Number	Initiative Name	Program Name	Program Year	Results Status	LDC Specific Results					
						Gross Summer Peak Demand Savings (kW)	Gross Annual Energy Savings (kWh)	Gross Lifetime Energy Savings (kWh)	Net Summer Peak Demand Savings (kW)	Net Annual Energy Savings (kWh)	Net Lifetime Energy Savings (kWh)
987	42	Power Savings Blitz	Business	2009	Final	n/a	n/a	n/a	n/a	n/a	n/a
988	42	Power Savings Blitz	Business	2009	Final	n/a	n/a	n/a	n/a	n/a	n/a
989	42	Power Savings Blitz	Business	2009	Final	n/a	n/a	n/a	n/a	n/a	n/a
990	42	Power Savings Blitz	Business	2009	Final	n/a	n/a	n/a	n/a	n/a	n/a
991	42	Power Savings Blitz	Business	2009	Final	n/a	n/a	n/a	n/a	n/a	n/a
992	42	Power Savings Blitz	Business	2009	Final	n/a	n/a	n/a	n/a	n/a	n/a
993	42	Power Savings Blitz	Business	2009	Final	n/a	n/a	n/a	n/a	n/a	n/a
994	42	Power Savings Blitz	Business	2009	Final	n/a	n/a	n/a	n/a	n/a	n/a
995	42	Power Savings Blitz	Business	2009	Final	n/a	n/a	n/a	n/a	n/a	n/a
996	42	Power Savings Blitz	Business	2009	Final	n/a	n/a	n/a	n/a	n/a	n/a
997	42	Power Savings Blitz	Business	2009	Final	n/a	n/a	n/a	n/a	n/a	n/a
998	42	Power Savings Blitz	Business	2009	Final	n/a	n/a	n/a	n/a	n/a	n/a
999	42	Power Savings Blitz	Business	2009	Final	n/a	n/a	n/a	n/a	n/a	n/a
1000	42	Power Savings Blitz	Business	2009	Final	n/a	n/a	n/a	n/a	n/a	n/a
1001	42	Power Savings Blitz	Business	2009	Final	n/a	n/a	n/a	n/a	n/a	n/a
1002	42	Power Savings Blitz	Business	2009	Final	n/a	n/a	n/a	n/a	n/a	n/a
1003	42	Power Savings Blitz	Business	2009	Final	n/a	n/a	n/a	n/a	n/a	n/a
1004	42	Power Savings Blitz	Business	2009	Final	n/a	n/a	n/a	n/a	n/a	n/a
1005	42	Power Savings Blitz	Business	2009	Final	n/a	n/a	n/a	n/a	n/a	n/a
1006	42	Power Savings Blitz	Business	2009	Final	n/a	n/a	n/a	n/a	n/a	n/a
1007	42	Power Savings Blitz	Business	2009	Final	n/a	n/a	n/a	n/a	n/a	n/a
1008	42	Power Savings Blitz	Business	2009	Final	n/a	n/a	n/a	n/a	n/a	n/a
1009	42	Power Savings Blitz	Business	2009	Final	n/a	n/a	n/a	n/a	n/a	n/a
1010	42	Power Savings Blitz	Business	2009	Final	n/a	n/a	n/a	n/a	n/a	n/a
1011	42	Power Savings Blitz	Business	2009	Final	n/a	n/a	n/a	n/a	n/a	n/a
1012	42	Power Savings Blitz	Business	2009	Final	n/a	n/a	n/a	n/a	n/a	n/a
1013	42	Power Savings Blitz	Business	2009	Final	n/a	n/a	n/a	n/a	n/a	n/a
1014	42	Power Savings Blitz	Business	2009	Final	n/a	n/a	n/a	n/a	n/a	n/a
1015	42	Power Savings Blitz	Business	2009	Final	n/a	n/a	n/a	n/a	n/a	n/a
1016	42	Power Savings Blitz	Business	2009	Final	n/a	n/a	n/a	n/a	n/a	n/a
1017	42	Power Savings Blitz	Business	2009	Final	n/a	n/a	n/a	n/a	n/a	n/a
1018	42	Power Savings Blitz	Business	2009	Final	n/a	n/a	n/a	n/a	n/a	n/a
1019	42	Power Savings Blitz	Business	2009	Final	n/a	n/a	n/a	n/a	n/a	n/a
1020	42	Power Savings Blitz	Business	2009	Final	n/a	n/a	n/a	n/a	n/a	n/a

OPA Conservation & Demand Management Programs

Measure Results at End-User Level

For: Horizon Utilities Corporation

#	Initiative Number	Initiative Name	Program Name	Program Year	Results Status	#
1021	42	Power Savings Blitz	Business	2009	Final	99
1022	42	Power Savings Blitz	Business	2009	Final	100
1023	42	Power Savings Blitz	Business	2009	Final	101
1024	42	Power Savings Blitz	Business	2009	Final	102
1025	42	Power Savings Blitz	Business	2009	Final	103
1026	42	Power Savings Blitz	Business	2009	Final	104
1027	42	Power Savings Blitz	Business	2009	Final	105
1028	42	Power Savings Blitz	Business	2009	Final	106
1029	42	Power Savings Blitz	Business	2009	Final	107
1030	42	Power Savings Blitz	Business	2009	Final	108
1031	42	Power Savings Blitz	Business	2009	Final	109
1032	42	Power Savings Blitz	Business	2009	Final	110
1033	42	Power Savings Blitz	Business	2009	Final	111
1034	42	Power Savings Blitz	Business	2009	Final	112
1035	42	Power Savings Blitz	Business	2009	Final	113
1036	42	Power Savings Blitz	Business	2009	Final	114
1037	42	Power Savings Blitz	Business	2009	Final	115
1038	42	Power Savings Blitz	Business	2009	Final	116
1039	42	Power Savings Blitz	Business	2009	Final	117
1040	42	Power Savings Blitz	Business	2009	Final	118
1041	42	Power Savings Blitz	Business	2009	Final	119
1042	42	Power Savings Blitz	Business	2009	Final	120
1043	42	Power Savings Blitz	Business	2009	Final	121
1044	42	Power Savings Blitz	Business	2009	Final	122
1045	42	Power Savings Blitz	Business	2009	Final	123
1046	42	Power Savings Blitz	Business	2009	Final	124
1047	42	Power Savings Blitz	Business	2009	Final	125
1048	42	Power Savings Blitz	Business	2009	Final	126
1049	42	Power Savings Blitz	Business	2009	Final	127
1050	42	Power Savings Blitz	Business	2009	Final	128
1051	42	Power Savings Blitz	Business	2009	Final	129
1052	42	Power Savings Blitz	Business	2009	Final	130
1053	42	Power Savings Blitz	Business	2009	Final	131
1054	42	Power Savings Blitz	Business	2009	Final	132

# OPA Conservation & Demand Management Programs

Measure Results at End-User Level

For: Horizon Utilities Corporation

#	Initiative Number	Initiative Name	Program Name	Program Year	Results Status	Measure Name
1021	42	Power Savings Blitz	Business	2009	Final	32) From: 75W standard incandescent PAR Lights - Track lighting or product highlighting to: 50 Watt Halogen
1022	42	Power Savings Blitz	Business	2009	Final	33) From: 90 Watt Halogen PAR Lights - Track lighting or product highlighting to: 23 to 28 watt CFL Par 38/30
1023	42	Power Savings Blitz	Business	2009	Final	34) From: 90 Watt Halogen PAR Lights - Track lighting or product highlighting to: 60 watt Halogen IR Energy S
1024	42	Power Savings Blitz	Business	2009	Final	35) From: 100W standard incandescent or greater PAR Lights - Track lighting or product highlighting to: 26W
1025	42	Power Savings Blitz	Business	2009	Final	36) From: 100W standard incandescent or greater PAR Lights - Track lighting or product highlighting to: 50-75
1026	42	Power Savings Blitz	Business	2009	Final	37) From: No Insulation Jacket (50-119 Gal) to: Insulation Jacket 5/32" barrier bubble film laminated between t
1027	42	Power Savings Blitz	Business	2009	Final	38) From: No Insulation Jacket (12-40 Gal) to: Insulation Jacket 5/32" barrier bubble film laminated between t
1028	42	Power Savings Blitz	Business	2009	Final	39) From: No Pipe insulation to: Pipe insulation (10 ft flexible polyethylene insulation on outlet pipe (for 1.2" a
1029	42	Power Savings Blitz	Business	2009	Final	40) From: Aerator (Average 2.75gpm) Low Flow Aerator (Electric Water Heater Only) to: Aerator (Average 1.5
1030	42	Power Savings Blitz	Business	2009	Final	41) From: Authorized Contractor Program (ACP) to: Work Order cost <\$500 (Labour and materials) - Food S
1031	42	Power Savings Blitz	Business	2009	Final	42) From: Authorized Contractor Program (ACP) to: Work Order cost >\$500 - \$2000 (Labour and materials)
1032	42	Power Savings Blitz	Business	2009	Final	43) From: Authorized Contractor Program (ACP) to: Work Order cost >\$2001 - \$5000 (Labour and materials)
1033	42	Power Savings Blitz	Business	2009	Final	44) From: Contractor (Non-Classified Locations) to: First 10 devices or fraction thereof - Food Service Sector
1034	42	Power Savings Blitz	Business	2009	Final	45) From: Contractor (Non-Classified Locations) to: Each additional 10 devices or fraction thereof - Food Ser
1035	42	Power Savings Blitz	Business	2009	Final	46) From: 4 Lamps 8' -T12-75W-Magnetic Ballasts to: 4 - 4' 32 watt lamps + reflector with 90% ballast factor T
1036	42	Power Savings Blitz	Business	2009	Final	47) From: Contractor (Non-Classified Locations) - Minimum fee if the total fee for the application for inspection
1037	42	Power Savings Blitz	Business	2009	Final	48) From: 2 Lamps 8' -T12-75W-Magnetic Ballasts to: 2 - 8' lamps with 90% ballast factor T8-Electronic Ballas
1038	42	Power Savings Blitz	Business	2009	Final	49) From: 4 Lamps 8' -T12-75W-Magnetic Ballasts to: 4 - 8' lamps with 2 electronic ballasts of 90% ballast fac
1039	42	Power Savings Blitz	Business	2009	Final	50) From: 2 Lamps 8' -T12-60W-Magnetic Ballasts to: 2 - 8' 59wat lamps + reflector with 90% ballast factor T
1040	42	Power Savings Blitz	Business	2009	Final	51) From: 4 Lamps 8' -T12-60W-Magnetic Ballasts to: 4 - 8' lamps with 2 electronic ballasts of 90% ballast fac
1041	42	Power Savings Blitz	Business	2009	Final	52) From: 2 Lamps 4' -T8 32W-Magnetic Ballasts to: 2 - 4' 25 watt lamps with electronic ballasts T8-Electronic
1042	42	Power Savings Blitz	Business	2009	Final	53) From: 2 - 4' T12 High Output Lamps High Output T12-Magnetic Ballasts to: 2 - 4' High Output T8 lamps w
1043	42	Power Savings Blitz	Business	2009	Final	54) From: 2 - 8' T12 High Output Lamps High Output T12-Magnetic Ballasts to: 2 - 8' High Output T8 lamps w
1044	42	Power Savings Blitz	Business	2009	Final	55) From: 175W Metal Halide Metal Halide to: 1 - 150W Metal Halide Direct Lamp replacement Metal Halide
1045	42	Power Savings Blitz	Business	2009	Final	56) From: 400W Metal Halide Metal Halide to: 1 - 350W Metal Halide Direct Lamp replacement Metal Halide
1046	42	Power Savings Blitz	Business	2009	Final	57) From: 250W Metal Halide Metal Halide to: 4 - 4' Lamps with either 32 watt ballast of 80% ballast factor o
1047	42	Power Savings Blitz	Business	2009	Final	58) From: 400W Metal Halide Metal Halide to: 6 - 4' Lamps with either 32 watt ballast of 80% ballast factor o
1048	42	Power Savings Blitz	Business	2009	Final	59) From: 40W Standard Incandescent (A Lamp) to: 11W ENERGY STAR® rated CFL New Fixture (2-pin / 4-
1049	42	Power Savings Blitz	Business	2009	Final	60) From: 60W Standard Incandescent (A Lamp) to: 13W ENERGY STAR® rated CFL New Fixture (2-pin / 4-
1050	42	Power Savings Blitz	Business	2009	Final	61) From: 100W Standard Incandescent (A Lamp) to: 23W ENERGY STAR® rated CFL New Fixture (2-pin / 4-
1051	42	Power Savings Blitz	Business	2009	Final	62) From: 150W Standard Incandescent (A Lamp) to: 28W ENERGY STAR® rated CFL New Fixture (2-pin / 4-
1052	42	Power Savings Blitz	Business	2009	Final	63) From: 65 - 75W Incandescent R Lamp Incandescent R Lamp on Dimmers to: 14 - 16W Dimmable CFL R
1053	42	Power Savings Blitz	Business	2009	Final	64) From: 100 - 150W Incandescent R Lamp Incandescent R Lamp on Dimmers to: 22 - 26W Dimmable CFL
1054	42	Power Savings Blitz	Business	2009	Final	65) From: 40 - 60W standard halogen PAR Lights - Track lighting or product highlighting to: 32 Watt halogen

## Measure Results at End-User Level

#	Initiative Number	Initiative Name	Program Name	Program Year	Results Status
1021	42	Power Savings Blitz	Business	2009	Final
1022	42	Power Savings Blitz	Business	2009	Final
1023	42	Power Savings Blitz	Business	2009	Final
1024	42	Power Savings Blitz	Business	2009	Final
1025	42	Power Savings Blitz	Business	2009	Final
1026	42	Power Savings Blitz	Business	2009	Final
1027	42	Power Savings Blitz	Business	2009	Final
1028	42	Power Savings Blitz	Business	2009	Final
1029	42	Power Savings Blitz	Business	2009	Final
1030	42	Power Savings Blitz	Business	2009	Final
1031	42	Power Savings Blitz	Business	2009	Final
1032	42	Power Savings Blitz	Business	2009	Final
1033	42	Power Savings Blitz	Business	2009	Final
1034	42	Power Savings Blitz	Business	2009	Final
1035	42	Power Savings Blitz	Business	2009	Final
1036	42	Power Savings Blitz	Business	2009	Final
1037	42	Power Savings Blitz	Business	2009	Final
1038	42	Power Savings Blitz	Business	2009	Final
1039	42	Power Savings Blitz	Business	2009	Final
1040	42	Power Savings Blitz	Business	2009	Final
1041	42	Power Savings Blitz	Business	2009	Final
1042	42	Power Savings Blitz	Business	2009	Final
1043	42	Power Savings Blitz	Business	2009	Final
1044	42	Power Savings Blitz	Business	2009	Final
1045	42	Power Savings Blitz	Business	2009	Final
1046	42	Power Savings Blitz	Business	2009	Final
1047	42	Power Savings Blitz	Business	2009	Final
1048	42	Power Savings Blitz	Business	2009	Final
1049	42	Power Savings Blitz	Business	2009	Final
1050	42	Power Savings Blitz	Business	2009	Final
1051	42	Power Savings Blitz	Business	2009	Final
1052	42	Power Savings Blitz	Business	2009	Final
1053	42	Power Savings Blitz	Business	2009	Final
1054	42	Power Savings Blitz	Business	2009	Final

[illegible]



# OPA Conservation & Demand Management Programs

Measure Results at End-User Level

For: Horizon Utilities Corporation

#	Initiative Number	Initiative Name	Program Name	Program Year	Results Status	Assumptions				Activity Results (#)
						Net Annual Energy Savings (kWh)	Net Lifetime Energy Savings (kWh)	Aggregate Net-to-Gross Adjustment (%)	Effective Useful Life (EUL)	
1021	42	Power Savings Blitz	Business	2009	Final	Quasi-Prescriptive	Quasi-Prescriptive	95.0	8.6	n/a
1022	42	Power Savings Blitz	Business	2009	Final	Quasi-Prescriptive	Quasi-Prescriptive	95.0	8.6	n/a
1023	42	Power Savings Blitz	Business	2009	Final	Quasi-Prescriptive	Quasi-Prescriptive	95.0	8.6	n/a
1024	42	Power Savings Blitz	Business	2009	Final	Quasi-Prescriptive	Quasi-Prescriptive	95.0	8.6	n/a
1025	42	Power Savings Blitz	Business	2009	Final	Quasi-Prescriptive	Quasi-Prescriptive	95.0	8.6	n/a
1026	42	Power Savings Blitz	Business	2009	Final	Quasi-Prescriptive	Quasi-Prescriptive	95.0	8.6	n/a
1027	42	Power Savings Blitz	Business	2009	Final	Quasi-Prescriptive	Quasi-Prescriptive	95.0	8.6	n/a
1028	42	Power Savings Blitz	Business	2009	Final	Quasi-Prescriptive	Quasi-Prescriptive	95.0	8.6	n/a
1029	42	Power Savings Blitz	Business	2009	Final	Quasi-Prescriptive	Quasi-Prescriptive	95.0	8.6	n/a
1030	42	Power Savings Blitz	Business	2009	Final	Quasi-Prescriptive	Quasi-Prescriptive	95.0	8.6	n/a
1031	42	Power Savings Blitz	Business	2009	Final	Quasi-Prescriptive	Quasi-Prescriptive	95.0	8.6	n/a
1032	42	Power Savings Blitz	Business	2009	Final	Quasi-Prescriptive	Quasi-Prescriptive	95.0	8.6	n/a
1033	42	Power Savings Blitz	Business	2009	Final	Quasi-Prescriptive	Quasi-Prescriptive	95.0	8.6	n/a
1034	42	Power Savings Blitz	Business	2009	Final	Quasi-Prescriptive	Quasi-Prescriptive	95.0	8.6	n/a
1035	42	Power Savings Blitz	Business	2009	Final	Quasi-Prescriptive	Quasi-Prescriptive	95.0	8.6	n/a
1036	42	Power Savings Blitz	Business	2009	Final	Quasi-Prescriptive	Quasi-Prescriptive	95.0	8.6	n/a
1037	42	Power Savings Blitz	Business	2009	Final	Quasi-Prescriptive	Quasi-Prescriptive	95.0	8.6	n/a
1038	42	Power Savings Blitz	Business	2009	Final	Quasi-Prescriptive	Quasi-Prescriptive	95.0	8.6	n/a
1039	42	Power Savings Blitz	Business	2009	Final	Quasi-Prescriptive	Quasi-Prescriptive	95.0	8.6	n/a
1040	42	Power Savings Blitz	Business	2009	Final	Quasi-Prescriptive	Quasi-Prescriptive	95.0	8.6	n/a
1041	42	Power Savings Blitz	Business	2009	Final	Quasi-Prescriptive	Quasi-Prescriptive	95.0	8.6	n/a
1042	42	Power Savings Blitz	Business	2009	Final	Quasi-Prescriptive	Quasi-Prescriptive	95.0	8.6	n/a
1043	42	Power Savings Blitz	Business	2009	Final	Quasi-Prescriptive	Quasi-Prescriptive	95.0	8.6	n/a
1044	42	Power Savings Blitz	Business	2009	Final	Quasi-Prescriptive	Quasi-Prescriptive	95.0	8.6	n/a
1045	42	Power Savings Blitz	Business	2009	Final	Quasi-Prescriptive	Quasi-Prescriptive	95.0	8.6	n/a
1046	42	Power Savings Blitz	Business	2009	Final	Quasi-Prescriptive	Quasi-Prescriptive	95.0	8.6	n/a
1047	42	Power Savings Blitz	Business	2009	Final	Quasi-Prescriptive	Quasi-Prescriptive	95.0	8.6	n/a
1048	42	Power Savings Blitz	Business	2009	Final	Quasi-Prescriptive	Quasi-Prescriptive	95.0	8.6	n/a
1049	42	Power Savings Blitz	Business	2009	Final	Quasi-Prescriptive	Quasi-Prescriptive	95.0	8.6	n/a
1050	42	Power Savings Blitz	Business	2009	Final	Quasi-Prescriptive	Quasi-Prescriptive	95.0	8.6	n/a
1051	42	Power Savings Blitz	Business	2009	Final	Quasi-Prescriptive	Quasi-Prescriptive	95.0	8.6	n/a
1052	42	Power Savings Blitz	Business	2009	Final	Quasi-Prescriptive	Quasi-Prescriptive	95.0	8.6	n/a
1053	42	Power Savings Blitz	Business	2009	Final	Quasi-Prescriptive	Quasi-Prescriptive	95.0	8.6	n/a
1054	42	Power Savings Blitz	Business	2009	Final	Quasi-Prescriptive	Quasi-Prescriptive	95.0	8.6	n/a

# OPA Conservation & Demand Management Programs

Measure Results at End-User Level

For: Horizon Utilities Corporation

#	Initiative Number	Initiative Name	Program Name	Program Year	Results Status	LDC Specific Results					
						Gross Summer Peak Demand Savings (kW)	Gross Annual Energy Savings (kWh)	Gross Lifetime Energy Savings (kWh)	Net Summer Peak Demand Savings (kW)	Net Annual Energy Savings (kWh)	Net Lifetime Energy Savings (kWh)
1021	42	Power Savings Blitz	Business	2009	Final	n/a	n/a	n/a	n/a	n/a	n/a
1022	42	Power Savings Blitz	Business	2009	Final	n/a	n/a	n/a	n/a	n/a	n/a
1023	42	Power Savings Blitz	Business	2009	Final	n/a	n/a	n/a	n/a	n/a	n/a
1024	42	Power Savings Blitz	Business	2009	Final	n/a	n/a	n/a	n/a	n/a	n/a
1025	42	Power Savings Blitz	Business	2009	Final	n/a	n/a	n/a	n/a	n/a	n/a
1026	42	Power Savings Blitz	Business	2009	Final	n/a	n/a	n/a	n/a	n/a	n/a
1027	42	Power Savings Blitz	Business	2009	Final	n/a	n/a	n/a	n/a	n/a	n/a
1028	42	Power Savings Blitz	Business	2009	Final	n/a	n/a	n/a	n/a	n/a	n/a
1029	42	Power Savings Blitz	Business	2009	Final	n/a	n/a	n/a	n/a	n/a	n/a
1030	42	Power Savings Blitz	Business	2009	Final	n/a	n/a	n/a	n/a	n/a	n/a
1031	42	Power Savings Blitz	Business	2009	Final	n/a	n/a	n/a	n/a	n/a	n/a
1032	42	Power Savings Blitz	Business	2009	Final	n/a	n/a	n/a	n/a	n/a	n/a
1033	42	Power Savings Blitz	Business	2009	Final	n/a	n/a	n/a	n/a	n/a	n/a
1034	42	Power Savings Blitz	Business	2009	Final	n/a	n/a	n/a	n/a	n/a	n/a
1035	42	Power Savings Blitz	Business	2009	Final	n/a	n/a	n/a	n/a	n/a	n/a
1036	42	Power Savings Blitz	Business	2009	Final	n/a	n/a	n/a	n/a	n/a	n/a
1037	42	Power Savings Blitz	Business	2009	Final	n/a	n/a	n/a	n/a	n/a	n/a
1038	42	Power Savings Blitz	Business	2009	Final	n/a	n/a	n/a	n/a	n/a	n/a
1039	42	Power Savings Blitz	Business	2009	Final	n/a	n/a	n/a	n/a	n/a	n/a
1040	42	Power Savings Blitz	Business	2009	Final	n/a	n/a	n/a	n/a	n/a	n/a
1041	42	Power Savings Blitz	Business	2009	Final	n/a	n/a	n/a	n/a	n/a	n/a
1042	42	Power Savings Blitz	Business	2009	Final	n/a	n/a	n/a	n/a	n/a	n/a
1043	42	Power Savings Blitz	Business	2009	Final	n/a	n/a	n/a	n/a	n/a	n/a
1044	42	Power Savings Blitz	Business	2009	Final	n/a	n/a	n/a	n/a	n/a	n/a
1045	42	Power Savings Blitz	Business	2009	Final	n/a	n/a	n/a	n/a	n/a	n/a
1046	42	Power Savings Blitz	Business	2009	Final	n/a	n/a	n/a	n/a	n/a	n/a
1047	42	Power Savings Blitz	Business	2009	Final	n/a	n/a	n/a	n/a	n/a	n/a
1048	42	Power Savings Blitz	Business	2009	Final	n/a	n/a	n/a	n/a	n/a	n/a
1049	42	Power Savings Blitz	Business	2009	Final	n/a	n/a	n/a	n/a	n/a	n/a
1050	42	Power Savings Blitz	Business	2009	Final	n/a	n/a	n/a	n/a	n/a	n/a
1051	42	Power Savings Blitz	Business	2009	Final	n/a	n/a	n/a	n/a	n/a	n/a
1052	42	Power Savings Blitz	Business	2009	Final	n/a	n/a	n/a	n/a	n/a	n/a
1053	42	Power Savings Blitz	Business	2009	Final	n/a	n/a	n/a	n/a	n/a	n/a
1054	42	Power Savings Blitz	Business	2009	Final	n/a	n/a	n/a	n/a	n/a	n/a

# OPA Conservation & Demand Management Programs

Measure Results at End-User Level

For: Horizon Utilities Corporation

#	Initiative Number	Initiative Name	Program Name	Program Year	Results Status	#
1055	42	Power Savings Blitz	Business	2009	Final	133
1056	42	Power Savings Blitz	Business	2009	Final	134
1057	42	Power Savings Blitz	Business	2009	Final	135
1058	42	Power Savings Blitz	Business	2009	Final	136
1059	42	Power Savings Blitz	Business	2009	Final	137
1060	42	Power Savings Blitz	Business	2009	Final	138
1061	42	Power Savings Blitz	Business	2009	Final	139
1062	42	Power Savings Blitz	Business	2009	Final	140
1063	42	Power Savings Blitz	Business	2009	Final	141
1064	42	Power Savings Blitz	Business	2009	Final	142
1065	42	Power Savings Blitz	Business	2009	Final	143
1066	42	Power Savings Blitz	Business	2009	Final	144
1067	42	Power Savings Blitz	Business	2009	Final	145
1068	42	Power Savings Blitz	Business	2009	Final	146
1069	42	Power Savings Blitz	Business	2009	Final	147
1070	42	Power Savings Blitz	Business	2009	Final	148
1071	42	Power Savings Blitz	Business	2009	Final	149
1072	42	Power Savings Blitz	Business	2009	Final	150
1073	42	Power Savings Blitz	Business	2009	Final	151
1074	42	Power Savings Blitz	Business	2009	Final	152
1075	42	Power Savings Blitz	Business	2009	Final	153
1076	42	Power Savings Blitz	Business	2009	Final	154
1077	42	Power Savings Blitz	Business	2009	Final	155
1078	42	Power Savings Blitz	Business	2009	Final	156
1079	42	Power Savings Blitz	Business	2009	Final	157
1080	42	Power Savings Blitz	Business	2009	Final	158
1081	42	Power Savings Blitz	Business	2009	Final	159
1082	42	Power Savings Blitz	Business	2009	Final	160
1083	42	Power Savings Blitz	Business	2009	Final	161
1084	42	Power Savings Blitz	Business	2009	Final	162
1085	42	Power Savings Blitz	Business	2009	Final	163
1086	42	Power Savings Blitz	Business	2009	Final	164
1087	42	Power Savings Blitz	Business	2009	Final	165
1088	42	Power Savings Blitz	Business	2009	Final	166

# OPA Conservation & Demand Management Programs

Measure Results at End-User Level

For: Horizon Utilities Corporation

#	Initiative Number	Initiative Name	Program Name	Program Year	Results Status	Measure Name
1055	42	Power Savings Blitz	Business	2009	Final	66) From: 4' T12 Tube Guard T12 Tube Guard to: 4' T8 Tube Guards T8-Electronic Ballast - Food Service Se
1056	42	Power Savings Blitz	Business	2009	Final	67) From: 8' T12 Tube Guard T12 Tube Guard to: 8' T8 Tube Guards T8-Electronic Ballast - Food Service Se
1057	42	Power Savings Blitz	Business	2009	Final	1) From: 1 Lamp 8' -T12-75W-Magnetic Ballasts to: 2 - 4' Lamps, end to end 32 watt - with 80% ballast factor
1058	42	Power Savings Blitz	Business	2009	Final	2) From: 1 Lamp 8' -T12-75W-Magnetic Ballasts to: 1 - 8' lamp with 80% ballast factor T8-Electronic Ballast -
1059	42	Power Savings Blitz	Business	2009	Final	3) From: 1 Lamp 8' -T12-75W-Magnetic Ballasts to: 2 - 4' end to end 25 watt lamp with 90% ballast factor T8-
1060	42	Power Savings Blitz	Business	2009	Final	4) From: 2 Lamps 8' -T12-75W-Magnetic Ballasts to: 4 - 4' end to end 32 watt lamps with 80% ballast factor T
1061	42	Power Savings Blitz	Business	2009	Final	5) From: 2 Lamps 8' -T12-75W-Magnetic Ballasts to: 2 - 4' 32 watt lamps + reflector with 90% ballast factor T8
1062	42	Power Savings Blitz	Business	2009	Final	6) From: 2 Lamps 8' -T12-60W-Magnetic Ballasts to: 4 - 4' lamps with either 32 watt ballast of 80% ballast fac
1063	42	Power Savings Blitz	Business	2009	Final	7) From: 2 Lamps 8' -T12-60W-Magnetic Ballasts to: 2 - 4' 32 watt lamps + Reflector with 90% ballast factor T
1064	42	Power Savings Blitz	Business	2009	Final	8) From: 1 Lamp 4' -T12-40W-Magnetic Ballasts to: 1 - 4' lamp with either 32 watt ballast of 80% ballast factor
1065	42	Power Savings Blitz	Business	2009	Final	9) From: 2 Lamps 4' -T12-40W-Magnetic Ballasts to: 1 - 4' 32 watt lamp + reflector with 90% ballast factor T8-
1066	42	Power Savings Blitz	Business	2009	Final	10) From: 2 Lamps 4' -T12-40W-Magnetic Ballasts to: 2 - 4' lamps with either 32 watt ballast of 80% ballast fa
1067	42	Power Savings Blitz	Business	2009	Final	11) From: 4 Lamps 4' -T12-40W-Magnetic Ballasts to: 2 - 4' 32 watt lamps + reflector T8-Electronic Ballast - C
1068	42	Power Savings Blitz	Business	2009	Final	12) From: 4 Lamps 4' -T12-40W-Magnetic Ballasts to: 4 - 4' lamps with either 32 watt ballast of 80% ballast fa
1069	42	Power Savings Blitz	Business	2009	Final	13) From: 1 Lamp 4' -T12-34W-Magnetic Ballasts to: 1 - 4' lamp with either 32 watt ballast of 80% ballast fact
1070	42	Power Savings Blitz	Business	2009	Final	14) From: 2 Lamps 4' -T12-34W-Magnetic Ballasts to: 1 - 4' 32 watt lamp + reflector with 90% ballast factor T8
1071	42	Power Savings Blitz	Business	2009	Final	15) From: 2 Lamps 4' -T12-34W-Magnetic Ballasts to: 2 - 4' lamps with either 32 watt ballast of 80% ballast fa
1072	42	Power Savings Blitz	Business	2009	Final	16) From: 4 Lamps 4' -T12-34W-Magnetic Ballasts to: 2 - 4' 32 watt lamps + reflector T8-Electronic Ballast - C
1073	42	Power Savings Blitz	Business	2009	Final	17) From: 4 Lamps 4' -T12-34W-Magnetic Ballasts to: 4 - 4' lamps with either 32 watt ballast of 80% ballast fa
1074	42	Power Savings Blitz	Business	2009	Final	18) From: 2 Lamps U-Shaped 34-40W-Magnetic Ballasts to: 2 U-Tube Lamps 2' -T8-32W-Electronic Ballast -
1075	42	Power Savings Blitz	Business	2009	Final	19) From: 2 Lamps U-Shaped 34-40W-Magnetic Ballasts to: 2 Linear 2' + Reflector F17T8 2' -T8-32W-Electro
1076	42	Power Savings Blitz	Business	2009	Final	20) From: 2-15W Lamps Exit Sign - incandescent to: 3W LED Energy Star rated LED Exit Sign - Office Sector
1077	42	Power Savings Blitz	Business	2009	Final	21) From: 2-15W Lamps Exit Sign - incandescent to: Replace entire fixture with LED sign Energy Star rated L
1078	42	Power Savings Blitz	Business	2009	Final	22) From: 40W Standard Incandescent (A Lamp) to: 11W ENERGY STAR® rated CFL (Screw-in replacement
1079	42	Power Savings Blitz	Business	2009	Final	23) From: 60W Standard Incandescent (A Lamp) to: 13W ENERGY STAR® rated CFL (Screw-in replacement
1080	42	Power Savings Blitz	Business	2009	Final	24) From: 100W Standard Incandescent (A Lamp) to: 23W ENERGY STAR® rated CFL (Screw-in replacement
1081	42	Power Savings Blitz	Business	2009	Final	25) From: 150W Standard Incandescent (A Lamp) to: 28W ENERGY STAR® rated CFL (Screw-in replacement
1082	42	Power Savings Blitz	Business	2009	Final	26) From: 60W PAR38/30 PAR Lights - Flood or Spot - recessed down lighting to: 15W CFLPAR38/30 ENER
1083	42	Power Savings Blitz	Business	2009	Final	27) From: 75W PAR38/30 PAR Lights - Flood or Spot - recessed down lighting to: 18W CFLPAR38/30 ENER
1084	42	Power Savings Blitz	Business	2009	Final	28) From: 100W PAR38/30 PAR Lights - Flood or Spot - recessed down lighting to: 26W CFL PAR38/30 ENE
1085	42	Power Savings Blitz	Business	2009	Final	29) From: 40 - 60W standard incandescent PAR Lights - Track lighting or product highlighting to: 15W CFL Er
1086	42	Power Savings Blitz	Business	2009	Final	30) From: 40 - 60W standard halogen PAR Lights - Track lighting or product highlighting to: 32 Watt IR coate
1087	42	Power Savings Blitz	Business	2009	Final	31) From: 75W standard incandescent PAR Lights - Track lighting or product highlighting to: 18W CFL Energy
1088	42	Power Savings Blitz	Business	2009	Final	32) From: 75W standard incandescent PAR Lights - Track lighting or product highlighting to: 50 Watt Halogen

## Measure Results at End-User Level

#	Initiative Number	Initiative Name	Program Name	Program Year	Results Status
1055	42	Power Savings Blitz	Business	2009	Final
1056	42	Power Savings Blitz	Business	2009	Final
1057	42	Power Savings Blitz	Business	2009	Final
1058	42	Power Savings Blitz	Business	2009	Final
1059	42	Power Savings Blitz	Business	2009	Final
1060	42	Power Savings Blitz	Business	2009	Final
1061	42	Power Savings Blitz	Business	2009	Final
1062	42	Power Savings Blitz	Business	2009	Final
1063	42	Power Savings Blitz	Business	2009	Final
1064	42	Power Savings Blitz	Business	2009	Final
1065	42	Power Savings Blitz	Business	2009	Final
1066	42	Power Savings Blitz	Business	2009	Final
1067	42	Power Savings Blitz	Business	2009	Final
1068	42	Power Savings Blitz	Business	2009	Final
1069	42	Power Savings Blitz	Business	2009	Final
1070	42	Power Savings Blitz	Business	2009	Final
1071	42	Power Savings Blitz	Business	2009	Final
1072	42	Power Savings Blitz	Business	2009	Final
1073	42	Power Savings Blitz	Business	2009	Final
1074	42	Power Savings Blitz	Business	2009	Final
1075	42	Power Savings Blitz	Business	2009	Final
1076	42	Power Savings Blitz	Business	2009	Final
1077	42	Power Savings Blitz	Business	2009	Final
1078	42	Power Savings Blitz	Business	2009	Final
1079	42	Power Savings Blitz	Business	2009	Final
1080	42	Power Savings Blitz	Business	2009	Final
1081	42	Power Savings Blitz	Business	2009	Final
1082	42	Power Savings Blitz	Business	2009	Final
1083	42	Power Savings Blitz	Business	2009	Final
1084	42	Power Savings Blitz	Business	2009	Final
1085	42	Power Savings Blitz	Business	2009	Final
1086	42	Power Savings Blitz	Business	2009	Final
1087	42	Power Savings Blitz	Business	2009	Final
1088	42	Power Savings Blitz	Business	2009	Final

[illegible]

# OPA Conservation & Demand Management Programs

Measure Results at End-User Level

For: Horizon Utilities Corporation

#	Initiative Number	Initiative Name	Program Name	Program Year	Results Status	Assumptions				Activity Results (#)
						Net Annual Energy Savings (kWh)	Net Lifetime Energy Savings (kWh)	Aggregate Net-to-Gross Adjustment (%)	Effective Useful Life (EUL)	
1055	42	Power Savings Blitz	Business	2009	Final	Quasi-Prescriptive	Quasi-Prescriptive	95.0	8.6	n/a
1056	42	Power Savings Blitz	Business	2009	Final	Quasi-Prescriptive	Quasi-Prescriptive	95.0	8.6	n/a
1057	42	Power Savings Blitz	Business	2009	Final	Quasi-Prescriptive	Quasi-Prescriptive	95.0	8.6	n/a
1058	42	Power Savings Blitz	Business	2009	Final	Quasi-Prescriptive	Quasi-Prescriptive	95.0	8.6	n/a
1059	42	Power Savings Blitz	Business	2009	Final	Quasi-Prescriptive	Quasi-Prescriptive	95.0	8.6	n/a
1060	42	Power Savings Blitz	Business	2009	Final	Quasi-Prescriptive	Quasi-Prescriptive	95.0	8.6	n/a
1061	42	Power Savings Blitz	Business	2009	Final	Quasi-Prescriptive	Quasi-Prescriptive	95.0	8.6	n/a
1062	42	Power Savings Blitz	Business	2009	Final	Quasi-Prescriptive	Quasi-Prescriptive	95.0	8.6	n/a
1063	42	Power Savings Blitz	Business	2009	Final	Quasi-Prescriptive	Quasi-Prescriptive	95.0	8.6	n/a
1064	42	Power Savings Blitz	Business	2009	Final	Quasi-Prescriptive	Quasi-Prescriptive	95.0	8.6	n/a
1065	42	Power Savings Blitz	Business	2009	Final	Quasi-Prescriptive	Quasi-Prescriptive	95.0	8.6	n/a
1066	42	Power Savings Blitz	Business	2009	Final	Quasi-Prescriptive	Quasi-Prescriptive	95.0	8.6	n/a
1067	42	Power Savings Blitz	Business	2009	Final	Quasi-Prescriptive	Quasi-Prescriptive	95.0	8.6	n/a
1068	42	Power Savings Blitz	Business	2009	Final	Quasi-Prescriptive	Quasi-Prescriptive	95.0	8.6	n/a
1069	42	Power Savings Blitz	Business	2009	Final	Quasi-Prescriptive	Quasi-Prescriptive	95.0	8.6	n/a
1070	42	Power Savings Blitz	Business	2009	Final	Quasi-Prescriptive	Quasi-Prescriptive	95.0	8.6	n/a
1071	42	Power Savings Blitz	Business	2009	Final	Quasi-Prescriptive	Quasi-Prescriptive	95.0	8.6	n/a
1072	42	Power Savings Blitz	Business	2009	Final	Quasi-Prescriptive	Quasi-Prescriptive	95.0	8.6	n/a
1073	42	Power Savings Blitz	Business	2009	Final	Quasi-Prescriptive	Quasi-Prescriptive	95.0	8.6	n/a
1074	42	Power Savings Blitz	Business	2009	Final	Quasi-Prescriptive	Quasi-Prescriptive	95.0	8.6	n/a
1075	42	Power Savings Blitz	Business	2009	Final	Quasi-Prescriptive	Quasi-Prescriptive	95.0	8.6	n/a
1076	42	Power Savings Blitz	Business	2009	Final	Quasi-Prescriptive	Quasi-Prescriptive	95.0	8.6	n/a
1077	42	Power Savings Blitz	Business	2009	Final	Quasi-Prescriptive	Quasi-Prescriptive	95.0	8.6	n/a
1078	42	Power Savings Blitz	Business	2009	Final	Quasi-Prescriptive	Quasi-Prescriptive	95.0	8.6	n/a
1079	42	Power Savings Blitz	Business	2009	Final	Quasi-Prescriptive	Quasi-Prescriptive	95.0	8.6	n/a
1080	42	Power Savings Blitz	Business	2009	Final	Quasi-Prescriptive	Quasi-Prescriptive	95.0	8.6	n/a
1081	42	Power Savings Blitz	Business	2009	Final	Quasi-Prescriptive	Quasi-Prescriptive	95.0	8.6	n/a
1082	42	Power Savings Blitz	Business	2009	Final	Quasi-Prescriptive	Quasi-Prescriptive	95.0	8.6	n/a
1083	42	Power Savings Blitz	Business	2009	Final	Quasi-Prescriptive	Quasi-Prescriptive	95.0	8.6	n/a
1084	42	Power Savings Blitz	Business	2009	Final	Quasi-Prescriptive	Quasi-Prescriptive	95.0	8.6	n/a
1085	42	Power Savings Blitz	Business	2009	Final	Quasi-Prescriptive	Quasi-Prescriptive	95.0	8.6	n/a
1086	42	Power Savings Blitz	Business	2009	Final	Quasi-Prescriptive	Quasi-Prescriptive	95.0	8.6	n/a
1087	42	Power Savings Blitz	Business	2009	Final	Quasi-Prescriptive	Quasi-Prescriptive	95.0	8.6	n/a
1088	42	Power Savings Blitz	Business	2009	Final	Quasi-Prescriptive	Quasi-Prescriptive	95.0	8.6	n/a



# OPA Conservation & Demand Management Programs

Measure Results at End-User Level

For: Horizon Utilities Corporation

#	Initiative Number	Initiative Name	Program Name	Program Year	Results Status	LDC Specific Results					
						Gross Summer Peak Demand Savings (kW)	Gross Annual Energy Savings (kWh)	Gross Lifetime Energy Savings (kWh)	Net Summer Peak Demand Savings (kW)	Net Annual Energy Savings (kWh)	Net Lifetime Energy Savings (kWh)
1055	42	Power Savings Blitz	Business	2009	Final	n/a	n/a	n/a	n/a	n/a	n/a
1056	42	Power Savings Blitz	Business	2009	Final	n/a	n/a	n/a	n/a	n/a	n/a
1057	42	Power Savings Blitz	Business	2009	Final	n/a	n/a	n/a	n/a	n/a	n/a
1058	42	Power Savings Blitz	Business	2009	Final	n/a	n/a	n/a	n/a	n/a	n/a
1059	42	Power Savings Blitz	Business	2009	Final	n/a	n/a	n/a	n/a	n/a	n/a
1060	42	Power Savings Blitz	Business	2009	Final	n/a	n/a	n/a	n/a	n/a	n/a
1061	42	Power Savings Blitz	Business	2009	Final	n/a	n/a	n/a	n/a	n/a	n/a
1062	42	Power Savings Blitz	Business	2009	Final	n/a	n/a	n/a	n/a	n/a	n/a
1063	42	Power Savings Blitz	Business	2009	Final	n/a	n/a	n/a	n/a	n/a	n/a
1064	42	Power Savings Blitz	Business	2009	Final	n/a	n/a	n/a	n/a	n/a	n/a
1065	42	Power Savings Blitz	Business	2009	Final	n/a	n/a	n/a	n/a	n/a	n/a
1066	42	Power Savings Blitz	Business	2009	Final	n/a	n/a	n/a	n/a	n/a	n/a
1067	42	Power Savings Blitz	Business	2009	Final	n/a	n/a	n/a	n/a	n/a	n/a
1068	42	Power Savings Blitz	Business	2009	Final	n/a	n/a	n/a	n/a	n/a	n/a
1069	42	Power Savings Blitz	Business	2009	Final	n/a	n/a	n/a	n/a	n/a	n/a
1070	42	Power Savings Blitz	Business	2009	Final	n/a	n/a	n/a	n/a	n/a	n/a
1071	42	Power Savings Blitz	Business	2009	Final	n/a	n/a	n/a	n/a	n/a	n/a
1072	42	Power Savings Blitz	Business	2009	Final	n/a	n/a	n/a	n/a	n/a	n/a
1073	42	Power Savings Blitz	Business	2009	Final	n/a	n/a	n/a	n/a	n/a	n/a
1074	42	Power Savings Blitz	Business	2009	Final	n/a	n/a	n/a	n/a	n/a	n/a
1075	42	Power Savings Blitz	Business	2009	Final	n/a	n/a	n/a	n/a	n/a	n/a
1076	42	Power Savings Blitz	Business	2009	Final	n/a	n/a	n/a	n/a	n/a	n/a
1077	42	Power Savings Blitz	Business	2009	Final	n/a	n/a	n/a	n/a	n/a	n/a
1078	42	Power Savings Blitz	Business	2009	Final	n/a	n/a	n/a	n/a	n/a	n/a
1079	42	Power Savings Blitz	Business	2009	Final	n/a	n/a	n/a	n/a	n/a	n/a
1080	42	Power Savings Blitz	Business	2009	Final	n/a	n/a	n/a	n/a	n/a	n/a
1081	42	Power Savings Blitz	Business	2009	Final	n/a	n/a	n/a	n/a	n/a	n/a
1082	42	Power Savings Blitz	Business	2009	Final	n/a	n/a	n/a	n/a	n/a	n/a
1083	42	Power Savings Blitz	Business	2009	Final	n/a	n/a	n/a	n/a	n/a	n/a
1084	42	Power Savings Blitz	Business	2009	Final	n/a	n/a	n/a	n/a	n/a	n/a
1085	42	Power Savings Blitz	Business	2009	Final	n/a	n/a	n/a	n/a	n/a	n/a
1086	42	Power Savings Blitz	Business	2009	Final	n/a	n/a	n/a	n/a	n/a	n/a
1087	42	Power Savings Blitz	Business	2009	Final	n/a	n/a	n/a	n/a	n/a	n/a
1088	42	Power Savings Blitz	Business	2009	Final	n/a	n/a	n/a	n/a	n/a	n/a

OPA Conservation & Demand Management Programs

Measure Results at End-User Level

For: Horizon Utilities Corporation

#	Initiative Number	Initiative Name	Program Name	Program Year	Results Status	#
1089	42	Power Savings Blitz	Business	2009	Final	167
1090	42	Power Savings Blitz	Business	2009	Final	168
1091	42	Power Savings Blitz	Business	2009	Final	169
1092	42	Power Savings Blitz	Business	2009	Final	170
1093	42	Power Savings Blitz	Business	2009	Final	171
1094	42	Power Savings Blitz	Business	2009	Final	172
1095	42	Power Savings Blitz	Business	2009	Final	173
1096	42	Power Savings Blitz	Business	2009	Final	174
1097	42	Power Savings Blitz	Business	2009	Final	175
1098	42	Power Savings Blitz	Business	2009	Final	176
1099	42	Power Savings Blitz	Business	2009	Final	177
1100	42	Power Savings Blitz	Business	2009	Final	178
1101	42	Power Savings Blitz	Business	2009	Final	179
1102	42	Power Savings Blitz	Business	2009	Final	180
1103	42	Power Savings Blitz	Business	2009	Final	181
1104	42	Power Savings Blitz	Business	2009	Final	182
1105	42	Power Savings Blitz	Business	2009	Final	183
1106	42	Power Savings Blitz	Business	2009	Final	184
1107	42	Power Savings Blitz	Business	2009	Final	185
1108	42	Power Savings Blitz	Business	2009	Final	186
1109	42	Power Savings Blitz	Business	2009	Final	187
1110	42	Power Savings Blitz	Business	2009	Final	188
1111	42	Power Savings Blitz	Business	2009	Final	189
1112	42	Power Savings Blitz	Business	2009	Final	190
1113	42	Power Savings Blitz	Business	2009	Final	191
1114	42	Power Savings Blitz	Business	2009	Final	192
1115	42	Power Savings Blitz	Business	2009	Final	193
1116	42	Power Savings Blitz	Business	2009	Final	194
1117	42	Power Savings Blitz	Business	2009	Final	195
1118	42	Power Savings Blitz	Business	2009	Final	196
1119	42	Power Savings Blitz	Business	2009	Final	197
1120	42	Power Savings Blitz	Business	2009	Final	198
1121	42	Power Savings Blitz	Business	2009	Final	199
1122	42	Power Savings Blitz	Business	2009	Final	200

# OPA Conservation & Demand Management Programs

Measure Results at End-User Level

For: Horizon Utilities Corporation

#	Initiative Number	Initiative Name	Program Name	Program Year	Results Status	Measure Name
1089	42	Power Savings Blitz	Business	2009	Final	33) From: 90 Watt Halogen PAR Lights - Track lighting or product highlighting to: 23 to 28 watt CFL Par 38/30
1090	42	Power Savings Blitz	Business	2009	Final	34) From: 90 Watt Halogen PAR Lights - Track lighting or product highlighting to: 60 watt Halogen IR Energy S
1091	42	Power Savings Blitz	Business	2009	Final	35) From: 100W standard incandescent or greater PAR Lights - Track lighting or product highlighting to: 26W
1092	42	Power Savings Blitz	Business	2009	Final	36) From: 100W standard incandescent or greater PAR Lights - Track lighting or product highlighting to: 50-75
1093	42	Power Savings Blitz	Business	2009	Final	37) From: No Insulation Jacket (50-119 Gal) to: Insulation Jacket 5/32" barrier bubble film laminated between t
1094	42	Power Savings Blitz	Business	2009	Final	38) From: No Insulation Jacket (12-40 Gal) to: Insulation Jacket 5/32" barrier bubble film laminated between t
1095	42	Power Savings Blitz	Business	2009	Final	39) From: No Pipe insulation to: Pipe insulation (10 ft flexible polyethylene insulation on outlet pipe (for 1.2" a
1096	42	Power Savings Blitz	Business	2009	Final	40) From: Aerator (Average 2.75gpm) Low Flow Aerator (Electric Water Heater Only) to: Aerator (Average 1.5
1097	42	Power Savings Blitz	Business	2009	Final	41) From: Authorized Contractor Program (ACP) to: Work Order cost <\$500 (Labour and materials) - Office S
1098	42	Power Savings Blitz	Business	2009	Final	42) From: Authorized Contractor Program (ACP) to: Work Order cost >\$500 - \$2000 (Labour and materials)
1099	42	Power Savings Blitz	Business	2009	Final	43) From: Authorized Contractor Program (ACP) to: Work Order cost >\$2001 - \$5000 (Labour and materials)
1100	42	Power Savings Blitz	Business	2009	Final	44) From: Contractor (Non-Classified Locations) to: First 10 devices or fraction thereof - Office Sector
1101	42	Power Savings Blitz	Business	2009	Final	45) From: Contractor (Non-Classified Locations) to: Each additional 10 devices or fraction thereof - Office Se
1102	42	Power Savings Blitz	Business	2009	Final	46) From: 4 Lamps 8' -T12-75W-Magnetic Ballasts to: 4 - 4' 32 watt lamps + reflector with 90% ballast factor T
1103	42	Power Savings Blitz	Business	2009	Final	47) From: Contractor (Non-Classified Locations) - Minimum fee if the total fee for the application for inspection
1104	42	Power Savings Blitz	Business	2009	Final	48) From: 2 Lamps 8' -T12-75W-Magnetic Ballasts to: 2 - 8' lamps with 90% ballast factor T8-Electronic Balla
1105	42	Power Savings Blitz	Business	2009	Final	49) From: 4 Lamps 8' -T12-75W-Magnetic Ballasts to: 4 - 8' lamps with 2 electronic ballasts of 90% ballast fac
1106	42	Power Savings Blitz	Business	2009	Final	50) From: 2 Lamps 8' -T12-60W-Magnetic Ballasts to: 2 - 8' 59wat lamps + reflector with 90% ballast factor T
1107	42	Power Savings Blitz	Business	2009	Final	51) From: 4 Lamps 8' -T12-60W-Magnetic Ballasts to: 4 - 8' lamps with 2 electronic ballasts of 90% ballast fac
1108	42	Power Savings Blitz	Business	2009	Final	52) From: 2 Lamps 4' -T8 32W-Magnetic Ballasts to: 2 - 4' 25 watt lamps with electronic ballasts T8-Electronic
1109	42	Power Savings Blitz	Business	2009	Final	53) From: 2 - 4' T12 High Output Lamps High Output T12-Magnetic Ballasts to: 2 - 4' High Output T8 lamps w
1110	42	Power Savings Blitz	Business	2009	Final	54) From: 2 - 8' T12 High Output Lamps High Output T12-Magnetic Ballasts to: 2 - 8' High Output T8 lamps w
1111	42	Power Savings Blitz	Business	2009	Final	55) From: 175W Metal Halide Metal Halide to: 1 - 150W Metal Halide Direct Lamp replacement Metal Halide
1112	42	Power Savings Blitz	Business	2009	Final	56) From: 400W Metal Halide Metal Halide to: 1 - 350W Metal Halide Direct Lamp replacement Metal Halide
1113	42	Power Savings Blitz	Business	2009	Final	57) From: 250W Metal Halide Metal Halide to: 4 - 4' Lamps with either 32 watt ballast of 80% ballast factor o
1114	42	Power Savings Blitz	Business	2009	Final	58) From: 400W Metal Halide Metal Halide to: 6 - 4' Lamps with either 32 watt ballast of 80% ballast factor o
1115	42	Power Savings Blitz	Business	2009	Final	59) From: 40W Standard Incandescent (A Lamp) to: 11W ENERGY STAR® rated CFL New Fixture (2-pin / 4-
1116	42	Power Savings Blitz	Business	2009	Final	60) From: 60W Standard Incandescent (A Lamp) to: 13W ENERGY STAR® rated CFL New Fixture (2-pin / 4-
1117	42	Power Savings Blitz	Business	2009	Final	61) From: 100W Standard Incandescent (A Lamp) to: 23W ENERGY STAR® rated CFL New Fixture (2-pin / 4-
1118	42	Power Savings Blitz	Business	2009	Final	62) From: 150W Standard Incandescent (A Lamp) to: 28W ENERGY STAR® rated CFL New Fixture (2-pin / 4-
1119	42	Power Savings Blitz	Business	2009	Final	63) From: 65 - 75W Incandescent R Lamp Incandescent R Lamp on Dimmers to: 14 - 16W Dimmable CFL R
1120	42	Power Savings Blitz	Business	2009	Final	64) From: 100 - 150W Incandescent R Lamp Incandescent R Lamp on Dimmers to: 22 - 26W Dimmable CFL
1121	42	Power Savings Blitz	Business	2009	Final	65) From: 40 - 60W standard halogen PAR Lights - Track lighting or product highlighting to: 32 Watt halogen
1122	42	Power Savings Blitz	Business	2009	Final	66) From: 4' T12 Tube Guard T12 Tube Guard to: 4' T8 Tube Guards T8-Electronic Ballast - Office Sector

## Measure Results at End-User Level

#	Initiative Number	Initiative Name	Program Name	Program Year	Results Status
1089	42	Power Savings Blitz	Business	2009	Final
1090	42	Power Savings Blitz	Business	2009	Final
1091	42	Power Savings Blitz	Business	2009	Final
1092	42	Power Savings Blitz	Business	2009	Final
1093	42	Power Savings Blitz	Business	2009	Final
1094	42	Power Savings Blitz	Business	2009	Final
1095	42	Power Savings Blitz	Business	2009	Final
1096	42	Power Savings Blitz	Business	2009	Final
1097	42	Power Savings Blitz	Business	2009	Final
1098	42	Power Savings Blitz	Business	2009	Final
1099	42	Power Savings Blitz	Business	2009	Final
1100	42	Power Savings Blitz	Business	2009	Final
1101	42	Power Savings Blitz	Business	2009	Final
1102	42	Power Savings Blitz	Business	2009	Final
1103	42	Power Savings Blitz	Business	2009	Final
1104	42	Power Savings Blitz	Business	2009	Final
1105	42	Power Savings Blitz	Business	2009	Final
1106	42	Power Savings Blitz	Business	2009	Final
1107	42	Power Savings Blitz	Business	2009	Final
1108	42	Power Savings Blitz	Business	2009	Final
1109	42	Power Savings Blitz	Business	2009	Final
1110	42	Power Savings Blitz	Business	2009	Final
1111	42	Power Savings Blitz	Business	2009	Final
1112	42	Power Savings Blitz	Business	2009	Final
1113	42	Power Savings Blitz	Business	2009	Final
1114	42	Power Savings Blitz	Business	2009	Final
1115	42	Power Savings Blitz	Business	2009	Final
1116	42	Power Savings Blitz	Business	2009	Final
1117	42	Power Savings Blitz	Business	2009	Final
1118	42	Power Savings Blitz	Business	2009	Final
1119	42	Power Savings Blitz	Business	2009	Final
1120	42	Power Savings Blitz	Business	2009	Final
1121	42	Power Savings Blitz	Business	2009	Final
1122	42	Power Savings Blitz	Business	2009	Final

[illegible]

# OPA Conservation & Demand Management Programs

Measure Results at End-User Level

For: Horizon Utilities Corporation

#	Initiative Number	Initiative Name	Program Name	Program Year	Results Status	Assumptions				Activity Results (#)
						Net Annual Energy Savings (kWh)	Net Lifetime Energy Savings (kWh)	Aggregate Net-to-Gross Adjustment (%)	Effective Useful Life (EUL)	
1089	42	Power Savings Blitz	Business	2009	Final	Quasi-Prescriptive	Quasi-Prescriptive	95.0	8.6	n/a
1090	42	Power Savings Blitz	Business	2009	Final	Quasi-Prescriptive	Quasi-Prescriptive	95.0	8.6	n/a
1091	42	Power Savings Blitz	Business	2009	Final	Quasi-Prescriptive	Quasi-Prescriptive	95.0	8.6	n/a
1092	42	Power Savings Blitz	Business	2009	Final	Quasi-Prescriptive	Quasi-Prescriptive	95.0	8.6	n/a
1093	42	Power Savings Blitz	Business	2009	Final	Quasi-Prescriptive	Quasi-Prescriptive	95.0	8.6	n/a
1094	42	Power Savings Blitz	Business	2009	Final	Quasi-Prescriptive	Quasi-Prescriptive	95.0	8.6	n/a
1095	42	Power Savings Blitz	Business	2009	Final	Quasi-Prescriptive	Quasi-Prescriptive	95.0	8.6	n/a
1096	42	Power Savings Blitz	Business	2009	Final	Quasi-Prescriptive	Quasi-Prescriptive	95.0	8.6	n/a
1097	42	Power Savings Blitz	Business	2009	Final	Quasi-Prescriptive	Quasi-Prescriptive	95.0	8.6	n/a
1098	42	Power Savings Blitz	Business	2009	Final	Quasi-Prescriptive	Quasi-Prescriptive	95.0	8.6	n/a
1099	42	Power Savings Blitz	Business	2009	Final	Quasi-Prescriptive	Quasi-Prescriptive	95.0	8.6	n/a
1100	42	Power Savings Blitz	Business	2009	Final	Quasi-Prescriptive	Quasi-Prescriptive	95.0	8.6	n/a
1101	42	Power Savings Blitz	Business	2009	Final	Quasi-Prescriptive	Quasi-Prescriptive	95.0	8.6	n/a
1102	42	Power Savings Blitz	Business	2009	Final	Quasi-Prescriptive	Quasi-Prescriptive	95.0	8.6	n/a
1103	42	Power Savings Blitz	Business	2009	Final	Quasi-Prescriptive	Quasi-Prescriptive	95.0	8.6	n/a
1104	42	Power Savings Blitz	Business	2009	Final	Quasi-Prescriptive	Quasi-Prescriptive	95.0	8.6	n/a
1105	42	Power Savings Blitz	Business	2009	Final	Quasi-Prescriptive	Quasi-Prescriptive	95.0	8.6	n/a
1106	42	Power Savings Blitz	Business	2009	Final	Quasi-Prescriptive	Quasi-Prescriptive	95.0	8.6	n/a
1107	42	Power Savings Blitz	Business	2009	Final	Quasi-Prescriptive	Quasi-Prescriptive	95.0	8.6	n/a
1108	42	Power Savings Blitz	Business	2009	Final	Quasi-Prescriptive	Quasi-Prescriptive	95.0	8.6	n/a
1109	42	Power Savings Blitz	Business	2009	Final	Quasi-Prescriptive	Quasi-Prescriptive	95.0	8.6	n/a
1110	42	Power Savings Blitz	Business	2009	Final	Quasi-Prescriptive	Quasi-Prescriptive	95.0	8.6	n/a
1111	42	Power Savings Blitz	Business	2009	Final	Quasi-Prescriptive	Quasi-Prescriptive	95.0	8.6	n/a
1112	42	Power Savings Blitz	Business	2009	Final	Quasi-Prescriptive	Quasi-Prescriptive	95.0	8.6	n/a
1113	42	Power Savings Blitz	Business	2009	Final	Quasi-Prescriptive	Quasi-Prescriptive	95.0	8.6	n/a
1114	42	Power Savings Blitz	Business	2009	Final	Quasi-Prescriptive	Quasi-Prescriptive	95.0	8.6	n/a
1115	42	Power Savings Blitz	Business	2009	Final	Quasi-Prescriptive	Quasi-Prescriptive	95.0	8.6	n/a
1116	42	Power Savings Blitz	Business	2009	Final	Quasi-Prescriptive	Quasi-Prescriptive	95.0	8.6	n/a
1117	42	Power Savings Blitz	Business	2009	Final	Quasi-Prescriptive	Quasi-Prescriptive	95.0	8.6	n/a
1118	42	Power Savings Blitz	Business	2009	Final	Quasi-Prescriptive	Quasi-Prescriptive	95.0	8.6	n/a
1119	42	Power Savings Blitz	Business	2009	Final	Quasi-Prescriptive	Quasi-Prescriptive	95.0	8.6	n/a
1120	42	Power Savings Blitz	Business	2009	Final	Quasi-Prescriptive	Quasi-Prescriptive	95.0	8.6	n/a
1121	42	Power Savings Blitz	Business	2009	Final	Quasi-Prescriptive	Quasi-Prescriptive	95.0	8.6	n/a
1122	42	Power Savings Blitz	Business	2009	Final	Quasi-Prescriptive	Quasi-Prescriptive	95.0	8.6	n/a

# OPA Conservation & Demand Management Programs

Measure Results at End-User Level

For: Horizon Utilities Corporation

#	Initiative Number	Initiative Name	Program Name	Program Year	Results Status	LDC Specific Results					
						Gross Summer Peak Demand Savings (kW)	Gross Annual Energy Savings (kWh)	Gross Lifetime Energy Savings (kWh)	Net Summer Peak Demand Savings (kW)	Net Annual Energy Savings (kWh)	Net Lifetime Energy Savings (kWh)
1089	42	Power Savings Blitz	Business	2009	Final	n/a	n/a	n/a	n/a	n/a	n/a
1090	42	Power Savings Blitz	Business	2009	Final	n/a	n/a	n/a	n/a	n/a	n/a
1091	42	Power Savings Blitz	Business	2009	Final	n/a	n/a	n/a	n/a	n/a	n/a
1092	42	Power Savings Blitz	Business	2009	Final	n/a	n/a	n/a	n/a	n/a	n/a
1093	42	Power Savings Blitz	Business	2009	Final	n/a	n/a	n/a	n/a	n/a	n/a
1094	42	Power Savings Blitz	Business	2009	Final	n/a	n/a	n/a	n/a	n/a	n/a
1095	42	Power Savings Blitz	Business	2009	Final	n/a	n/a	n/a	n/a	n/a	n/a
1096	42	Power Savings Blitz	Business	2009	Final	n/a	n/a	n/a	n/a	n/a	n/a
1097	42	Power Savings Blitz	Business	2009	Final	n/a	n/a	n/a	n/a	n/a	n/a
1098	42	Power Savings Blitz	Business	2009	Final	n/a	n/a	n/a	n/a	n/a	n/a
1099	42	Power Savings Blitz	Business	2009	Final	n/a	n/a	n/a	n/a	n/a	n/a
1100	42	Power Savings Blitz	Business	2009	Final	n/a	n/a	n/a	n/a	n/a	n/a
1101	42	Power Savings Blitz	Business	2009	Final	n/a	n/a	n/a	n/a	n/a	n/a
1102	42	Power Savings Blitz	Business	2009	Final	n/a	n/a	n/a	n/a	n/a	n/a
1103	42	Power Savings Blitz	Business	2009	Final	n/a	n/a	n/a	n/a	n/a	n/a
1104	42	Power Savings Blitz	Business	2009	Final	n/a	n/a	n/a	n/a	n/a	n/a
1105	42	Power Savings Blitz	Business	2009	Final	n/a	n/a	n/a	n/a	n/a	n/a
1106	42	Power Savings Blitz	Business	2009	Final	n/a	n/a	n/a	n/a	n/a	n/a
1107	42	Power Savings Blitz	Business	2009	Final	n/a	n/a	n/a	n/a	n/a	n/a
1108	42	Power Savings Blitz	Business	2009	Final	n/a	n/a	n/a	n/a	n/a	n/a
1109	42	Power Savings Blitz	Business	2009	Final	n/a	n/a	n/a	n/a	n/a	n/a
1110	42	Power Savings Blitz	Business	2009	Final	n/a	n/a	n/a	n/a	n/a	n/a
1111	42	Power Savings Blitz	Business	2009	Final	n/a	n/a	n/a	n/a	n/a	n/a
1112	42	Power Savings Blitz	Business	2009	Final	n/a	n/a	n/a	n/a	n/a	n/a
1113	42	Power Savings Blitz	Business	2009	Final	n/a	n/a	n/a	n/a	n/a	n/a
1114	42	Power Savings Blitz	Business	2009	Final	n/a	n/a	n/a	n/a	n/a	n/a
1115	42	Power Savings Blitz	Business	2009	Final	n/a	n/a	n/a	n/a	n/a	n/a
1116	42	Power Savings Blitz	Business	2009	Final	n/a	n/a	n/a	n/a	n/a	n/a
1117	42	Power Savings Blitz	Business	2009	Final	n/a	n/a	n/a	n/a	n/a	n/a
1118	42	Power Savings Blitz	Business	2009	Final	n/a	n/a	n/a	n/a	n/a	n/a
1119	42	Power Savings Blitz	Business	2009	Final	n/a	n/a	n/a	n/a	n/a	n/a
1120	42	Power Savings Blitz	Business	2009	Final	n/a	n/a	n/a	n/a	n/a	n/a
1121	42	Power Savings Blitz	Business	2009	Final	n/a	n/a	n/a	n/a	n/a	n/a
1122	42	Power Savings Blitz	Business	2009	Final	n/a	n/a	n/a	n/a	n/a	n/a



OPA Conservation & Demand Management Programs

Measure Results at End-User Level

For: Horizon Utilities Corporation

#	Initiative Number	Initiative Name	Program Name	Program Year	Results Status	#
1123	42	Power Savings Blitz	Business	2009	Final	201
1124	43	Multi-Family Energy Efficiency Rebates	Consumer, Consumer Low-Income	2009	Final	1
1125	43	Multi-Family Energy Efficiency Rebates	Consumer, Consumer Low-Income	2009	Final	2
1126	43	Multi-Family Energy Efficiency Rebates	Consumer, Consumer Low-Income	2009	Final	3
1127	43	Multi-Family Energy Efficiency Rebates	Consumer, Consumer Low-Income	2009	Final	4
1128	43	Multi-Family Energy Efficiency Rebates	Consumer, Consumer Low-Income	2009	Final	5
1129	43	Multi-Family Energy Efficiency Rebates	Consumer, Consumer Low-Income	2009	Final	6
1130	43	Multi-Family Energy Efficiency Rebates	Consumer, Consumer Low-Income	2009	Final	7
1131	43	Multi-Family Energy Efficiency Rebates	Consumer, Consumer Low-Income	2009	Final	8
1132	43	Multi-Family Energy Efficiency Rebates	Consumer, Consumer Low-Income	2009	Final	9
1133	43	Multi-Family Energy Efficiency Rebates	Consumer, Consumer Low-Income	2009	Final	10
1134	43	Multi-Family Energy Efficiency Rebates	Consumer, Consumer Low-Income	2009	Final	11
1135	43	Multi-Family Energy Efficiency Rebates	Consumer, Consumer Low-Income	2009	Final	12
1136	43	Multi-Family Energy Efficiency Rebates	Consumer, Consumer Low-Income	2009	Final	13
1137	43	Multi-Family Energy Efficiency Rebates	Consumer, Consumer Low-Income	2009	Final	14
1138	43	Multi-Family Energy Efficiency Rebates	Consumer, Consumer Low-Income	2009	Final	15
1139	43	Multi-Family Energy Efficiency Rebates	Consumer, Consumer Low-Income	2009	Final	16
1140	43	Multi-Family Energy Efficiency Rebates	Consumer, Consumer Low-Income	2009	Final	17
1141	43	Multi-Family Energy Efficiency Rebates	Consumer, Consumer Low-Income	2009	Final	18
1142	43	Multi-Family Energy Efficiency Rebates	Consumer, Consumer Low-Income	2009	Final	19
1143	43	Multi-Family Energy Efficiency Rebates	Consumer, Consumer Low-Income	2009	Final	20
1144	43	Multi-Family Energy Efficiency Rebates	Consumer, Consumer Low-Income	2009	Final	21
1145	43	Multi-Family Energy Efficiency Rebates	Consumer, Consumer Low-Income	2009	Final	22
1146	43	Multi-Family Energy Efficiency Rebates	Consumer, Consumer Low-Income	2009	Final	23
1147	43	Multi-Family Energy Efficiency Rebates	Consumer, Consumer Low-Income	2009	Final	24
1148	43	Multi-Family Energy Efficiency Rebates	Consumer, Consumer Low-Income	2009	Final	25
1149	43	Multi-Family Energy Efficiency Rebates	Consumer, Consumer Low-Income	2009	Final	26
1150	43	Multi-Family Energy Efficiency Rebates	Consumer, Consumer Low-Income	2009	Final	27
1151	43	Multi-Family Energy Efficiency Rebates	Consumer, Consumer Low-Income	2009	Final	28
1152	43	Multi-Family Energy Efficiency Rebates	Consumer, Consumer Low-Income	2009	Final	29
1153	43	Multi-Family Energy Efficiency Rebates	Consumer, Consumer Low-Income	2009	Final	30
1154	43	Multi-Family Energy Efficiency Rebates	Consumer, Consumer Low-Income	2009	Final	31
1155	43	Multi-Family Energy Efficiency Rebates	Consumer, Consumer Low-Income	2009	Final	32
1156	43	Multi-Family Energy Efficiency Rebates	Consumer, Consumer Low-Income	2009	Final	33

# OPA Conservation & Demand Management Programs

Measure Results at End-User Level

For: Horizon Utilities Corporation

#	Initiative Number	Initiative Name	Program Name	Program Year	Results Status	Measure Name
1123	42	Power Savings Blitz	Business	2009	Final	67) From: 8' T12 Tube Guard T12 Tube Guard to: 8' T8 Tube Guards T8-Electronic Ballast - Office Sector
1124	43	Multi-Family Energy Efficiency Rebates	Consumer, Consumer Low-Income	2009	Final	EnergyStarExitSigns - Corridor / Parking Area Energy Savings application - Multi-Unit Residential Building sector
1125	43	Multi-Family Energy Efficiency Rebates	Consumer, Consumer Low-Income	2009	Final	FridgeLEDStripLight - Corridor / Parking Area Energy Savings application - Multi-Unit Residential Building sector
1126	43	Multi-Family Energy Efficiency Rebates	Consumer, Consumer Low-Income	2009	Final	NonDimmCFLsScrew_In - Corridor / Parking Area Energy Savings application - Multi-Unit Residential Building sector
1127	43	Multi-Family Energy Efficiency Rebates	Consumer, Consumer Low-Income	2009	Final	NonDimmCFLs_par11W - Corridor / Parking Area Energy Savings application - Multi-Unit Residential Building sector
1128	43	Multi-Family Energy Efficiency Rebates	Consumer, Consumer Low-Income	2009	Final	NonDimmCFLs_par12-20W - Corridor / Parking Area Energy Savings application - Multi-Unit Residential Building sector
1129	43	Multi-Family Energy Efficiency Rebates	Consumer, Consumer Low-Income	2009	Final	NonDimmCFLs_par20+W - Corridor / Parking Area Energy Savings application - Multi-Unit Residential Building sector
1130	43	Multi-Family Energy Efficiency Rebates	Consumer, Consumer Low-Income	2009	Final	Dimm&NonDimmCFL2-pin14W - - Corridor / Parking Area Energy Savings application - Multi-Unit Residential Building sector
1131	43	Multi-Family Energy Efficiency Rebates	Consumer, Consumer Low-Income	2009	Final	Dimm&NonDimmCFL2-pin26W - - Corridor / Parking Area Energy Savings application - Multi-Unit Residential Building sector
1132	43	Multi-Family Energy Efficiency Rebates	Consumer, Consumer Low-Income	2009	Final	Dimm&NonDimmCFL2-pin39W - - Corridor / Parking Area Energy Savings application - Multi-Unit Residential Building sector
1133	43	Multi-Family Energy Efficiency Rebates	Consumer, Consumer Low-Income	2009	Final	Dimm&NonDimmCFL4-pin14W - - Corridor / Parking Area Energy Savings application - Multi-Unit Residential Building sector
1134	43	Multi-Family Energy Efficiency Rebates	Consumer, Consumer Low-Income	2009	Final	Dimm&NonDimmCFL4-pin26W - - Corridor / Parking Area Energy Savings application - Multi-Unit Residential Building sector
1135	43	Multi-Family Energy Efficiency Rebates	Consumer, Consumer Low-Income	2009	Final	Dimm&NonDimmCFL4-pin39W - - Corridor / Parking Area Energy Savings application - Multi-Unit Residential Building sector
1136	43	Multi-Family Energy Efficiency Rebates	Consumer, Consumer Low-Income	2009	Final	DimmCFLs_0-16W - Corridor / Parking Area Energy Savings application - Multi-Unit Residential Building sector
1137	43	Multi-Family Energy Efficiency Rebates	Consumer, Consumer Low-Income	2009	Final	DimmCFLs_17-20W - Corridor / Parking Area Energy Savings application - Multi-Unit Residential Building sector
1138	43	Multi-Family Energy Efficiency Rebates	Consumer, Consumer Low-Income	2009	Final	DimmCFLs_21+W - Corridor / Parking Area Energy Savings application - Multi-Unit Residential Building sector
1139	43	Multi-Family Energy Efficiency Rebates	Consumer, Consumer Low-Income	2009	Final	StandardT8_Single - Corridor / Parking Area Energy Savings application - Multi-Unit Residential Building sector
1140	43	Multi-Family Energy Efficiency Rebates	Consumer, Consumer Low-Income	2009	Final	StandardT8_Two - Corridor / Parking Area Energy Savings application - Multi-Unit Residential Building sector
1141	43	Multi-Family Energy Efficiency Rebates	Consumer, Consumer Low-Income	2009	Final	StandardT8_Three - Corridor / Parking Area Energy Savings application - Multi-Unit Residential Building sector
1142	43	Multi-Family Energy Efficiency Rebates	Consumer, Consumer Low-Income	2009	Final	StandardT8_Four - Corridor / Parking Area Energy Savings application - Multi-Unit Residential Building sector
1143	43	Multi-Family Energy Efficiency Rebates	Consumer, Consumer Low-Income	2009	Final	RWHighT8Fixtures_Single - Corridor / Parking Area Energy Savings application - Multi-Unit Residential Building sector
1144	43	Multi-Family Energy Efficiency Rebates	Consumer, Consumer Low-Income	2009	Final	RWHighT8Fixtures_Two - Corridor / Parking Area Energy Savings application - Multi-Unit Residential Building sector
1145	43	Multi-Family Energy Efficiency Rebates	Consumer, Consumer Low-Income	2009	Final	RWHighT8Fixtures_Three - Corridor / Parking Area Energy Savings application - Multi-Unit Residential Building sector
1146	43	Multi-Family Energy Efficiency Rebates	Consumer, Consumer Low-Income	2009	Final	RWHighT8Fixtures_Four - Corridor / Parking Area Energy Savings application - Multi-Unit Residential Building sector
1147	43	Multi-Family Energy Efficiency Rebates	Consumer, Consumer Low-Income	2009	Final	StdMedBayT8_Four - Corridor / Parking Area Energy Savings application - Multi-Unit Residential Building sector
1148	43	Multi-Family Energy Efficiency Rebates	Consumer, Consumer Low-Income	2009	Final	MedBayT8_Six - Corridor / Parking Area Energy Savings application - Multi-Unit Residential Building sector
1149	43	Multi-Family Energy Efficiency Rebates	Consumer, Consumer Low-Income	2009	Final	MedBayT8_Eight - Corridor / Parking Area Energy Savings application - Multi-Unit Residential Building sector
1150	43	Multi-Family Energy Efficiency Rebates	Consumer, Consumer Low-Income	2009	Final	HighMedBayT8_Four - Corridor / Parking Area Energy Savings application - Multi-Unit Residential Building sector
1151	43	Multi-Family Energy Efficiency Rebates	Consumer, Consumer Low-Income	2009	Final	HighMedBayT8_Six - Corridor / Parking Area Energy Savings application - Multi-Unit Residential Building sector
1152	43	Multi-Family Energy Efficiency Rebates	Consumer, Consumer Low-Income	2009	Final	HighMedBayT8_Eight - Corridor / Parking Area Energy Savings application - Multi-Unit Residential Building sector
1153	43	Multi-Family Energy Efficiency Rebates	Consumer, Consumer Low-Income	2009	Final	T5Fixture_1Lamp - Corridor / Parking Area Energy Savings application - Multi-Unit Residential Building sector
1154	43	Multi-Family Energy Efficiency Rebates	Consumer, Consumer Low-Income	2009	Final	T5Fixture_2Lamps - Corridor / Parking Area Energy Savings application - Multi-Unit Residential Building sector
1155	43	Multi-Family Energy Efficiency Rebates	Consumer, Consumer Low-Income	2009	Final	T5Fixture_3Lamps - Corridor / Parking Area Energy Savings application - Multi-Unit Residential Building sector
1156	43	Multi-Family Energy Efficiency Rebates	Consumer, Consumer Low-Income	2009	Final	T5Fixture_HO1Lamp - Corridor / Parking Area Energy Savings application - Multi-Unit Residential Building sector

## Measure Results at End-User Level

[illegible][illegible]

## Measure Results at End-User Level

[illegible]

# OPA Conservation & Demand Management Programs

Measure Results at End-User Level

For: Horizon Utilities Corporation

#	Initiative Number	Initiative Name	Program Name	Program Year	Results Status	LDC Specific Results					
						Gross Summer Peak Demand Savings (kW)	Gross Annual Energy Savings (kWh)	Gross Lifetime Energy Savings (kWh)	Net Summer Peak Demand Savings (kW)	Net Annual Energy Savings (kWh)	Net Lifetime Energy Savings (kWh)
1123	42	Power Savings Blitz	Business	2009	Final	n/a	n/a	n/a	n/a	n/a	n/a
1124	43	Multi-Family Energy Efficiency Rebates	Consumer, Consumer Low-Income	2009	Final	n/a	n/a	n/a	n/a	n/a	n/a
1125	43	Multi-Family Energy Efficiency Rebates	Consumer, Consumer Low-Income	2009	Final	n/a	n/a	n/a	n/a	n/a	n/a
1126	43	Multi-Family Energy Efficiency Rebates	Consumer, Consumer Low-Income	2009	Final	n/a	n/a	n/a	n/a	n/a	n/a
1127	43	Multi-Family Energy Efficiency Rebates	Consumer, Consumer Low-Income	2009	Final	n/a	n/a	n/a	n/a	n/a	n/a
1128	43	Multi-Family Energy Efficiency Rebates	Consumer, Consumer Low-Income	2009	Final	n/a	n/a	n/a	n/a	n/a	n/a
1129	43	Multi-Family Energy Efficiency Rebates	Consumer, Consumer Low-Income	2009	Final	n/a	n/a	n/a	n/a	n/a	n/a
1130	43	Multi-Family Energy Efficiency Rebates	Consumer, Consumer Low-Income	2009	Final	n/a	n/a	n/a	n/a	n/a	n/a
1131	43	Multi-Family Energy Efficiency Rebates	Consumer, Consumer Low-Income	2009	Final	n/a	n/a	n/a	n/a	n/a	n/a
1132	43	Multi-Family Energy Efficiency Rebates	Consumer, Consumer Low-Income	2009	Final	n/a	n/a	n/a	n/a	n/a	n/a
1133	43	Multi-Family Energy Efficiency Rebates	Consumer, Consumer Low-Income	2009	Final	n/a	n/a	n/a	n/a	n/a	n/a
1134	43	Multi-Family Energy Efficiency Rebates	Consumer, Consumer Low-Income	2009	Final	n/a	n/a	n/a	n/a	n/a	n/a
1135	43	Multi-Family Energy Efficiency Rebates	Consumer, Consumer Low-Income	2009	Final	n/a	n/a	n/a	n/a	n/a	n/a
1136	43	Multi-Family Energy Efficiency Rebates	Consumer, Consumer Low-Income	2009	Final	n/a	n/a	n/a	n/a	n/a	n/a
1137	43	Multi-Family Energy Efficiency Rebates	Consumer, Consumer Low-Income	2009	Final	n/a	n/a	n/a	n/a	n/a	n/a
1138	43	Multi-Family Energy Efficiency Rebates	Consumer, Consumer Low-Income	2009	Final	n/a	n/a	n/a	n/a	n/a	n/a
1139	43	Multi-Family Energy Efficiency Rebates	Consumer, Consumer Low-Income	2009	Final	n/a	n/a	n/a	n/a	n/a	n/a
1140	43	Multi-Family Energy Efficiency Rebates	Consumer, Consumer Low-Income	2009	Final	n/a	n/a	n/a	n/a	n/a	n/a
1141	43	Multi-Family Energy Efficiency Rebates	Consumer, Consumer Low-Income	2009	Final	n/a	n/a	n/a	n/a	n/a	n/a
1142	43	Multi-Family Energy Efficiency Rebates	Consumer, Consumer Low-Income	2009	Final	n/a	n/a	n/a	n/a	n/a	n/a
1143	43	Multi-Family Energy Efficiency Rebates	Consumer, Consumer Low-Income	2009	Final	n/a	n/a	n/a	n/a	n/a	n/a
1144	43	Multi-Family Energy Efficiency Rebates	Consumer, Consumer Low-Income	2009	Final	n/a	n/a	n/a	n/a	n/a	n/a
1145	43	Multi-Family Energy Efficiency Rebates	Consumer, Consumer Low-Income	2009	Final	n/a	n/a	n/a	n/a	n/a	n/a
1146	43	Multi-Family Energy Efficiency Rebates	Consumer, Consumer Low-Income	2009	Final	n/a	n/a	n/a	n/a	n/a	n/a
1147	43	Multi-Family Energy Efficiency Rebates	Consumer, Consumer Low-Income	2009	Final	n/a	n/a	n/a	n/a	n/a	n/a
1148	43	Multi-Family Energy Efficiency Rebates	Consumer, Consumer Low-Income	2009	Final	n/a	n/a	n/a	n/a	n/a	n/a
1149	43	Multi-Family Energy Efficiency Rebates	Consumer, Consumer Low-Income	2009	Final	n/a	n/a	n/a	n/a	n/a	n/a
1150	43	Multi-Family Energy Efficiency Rebates	Consumer, Consumer Low-Income	2009	Final	n/a	n/a	n/a	n/a	n/a	n/a
1151	43	Multi-Family Energy Efficiency Rebates	Consumer, Consumer Low-Income	2009	Final	n/a	n/a	n/a	n/a	n/a	n/a
1152	43	Multi-Family Energy Efficiency Rebates	Consumer, Consumer Low-Income	2009	Final	n/a	n/a	n/a	n/a	n/a	n/a
1153	43	Multi-Family Energy Efficiency Rebates	Consumer, Consumer Low-Income	2009	Final	n/a	n/a	n/a	n/a	n/a	n/a
1154	43	Multi-Family Energy Efficiency Rebates	Consumer, Consumer Low-Income	2009	Final	n/a	n/a	n/a	n/a	n/a	n/a
1155	43	Multi-Family Energy Efficiency Rebates	Consumer, Consumer Low-Income	2009	Final	n/a	n/a	n/a	n/a	n/a	n/a
1156	43	Multi-Family Energy Efficiency Rebates	Consumer, Consumer Low-Income	2009	Final	n/a	n/a	n/a	n/a	n/a	n/a



# OPA Conservation & Demand Management Programs

Measure Results at End-User Level

For: Horizon Utilities Corporation

#	Initiative Number	Initiative Name	Program Name	Program Year	Results Status	#
1157	43	Multi-Family Energy Efficiency Rebates	Consumer, Consumer Low-Income	2009	Final	34
1158	43	Multi-Family Energy Efficiency Rebates	Consumer, Consumer Low-Income	2009	Final	35
1159	43	Multi-Family Energy Efficiency Rebates	Consumer, Consumer Low-Income	2009	Final	36
1160	43	Multi-Family Energy Efficiency Rebates	Consumer, Consumer Low-Income	2009	Final	37
1161	43	Multi-Family Energy Efficiency Rebates	Consumer, Consumer Low-Income	2009	Final	38
1162	43	Multi-Family Energy Efficiency Rebates	Consumer, Consumer Low-Income	2009	Final	39
1163	43	Multi-Family Energy Efficiency Rebates	Consumer, Consumer Low-Income	2009	Final	40
1164	43	Multi-Family Energy Efficiency Rebates	Consumer, Consumer Low-Income	2009	Final	41
1165	43	Multi-Family Energy Efficiency Rebates	Consumer, Consumer Low-Income	2009	Final	42
1166	43	Multi-Family Energy Efficiency Rebates	Consumer, Consumer Low-Income	2009	Final	43
1167	43	Multi-Family Energy Efficiency Rebates	Consumer, Consumer Low-Income	2009	Final	44
1168	43	Multi-Family Energy Efficiency Rebates	Consumer, Consumer Low-Income	2009	Final	45
1169	43	Multi-Family Energy Efficiency Rebates	Consumer, Consumer Low-Income	2009	Final	46
1170	43	Multi-Family Energy Efficiency Rebates	Consumer, Consumer Low-Income	2009	Final	47
1171	43	Multi-Family Energy Efficiency Rebates	Consumer, Consumer Low-Income	2009	Final	48
1172	43	Multi-Family Energy Efficiency Rebates	Consumer, Consumer Low-Income	2009	Final	49
1173	43	Multi-Family Energy Efficiency Rebates	Consumer, Consumer Low-Income	2009	Final	50
1174	43	Multi-Family Energy Efficiency Rebates	Consumer, Consumer Low-Income	2009	Final	51
1175	43	Multi-Family Energy Efficiency Rebates	Consumer, Consumer Low-Income	2009	Final	52
1176	43	Multi-Family Energy Efficiency Rebates	Consumer, Consumer Low-Income	2009	Final	53
1177	43	Multi-Family Energy Efficiency Rebates	Consumer, Consumer Low-Income	2009	Final	54
1178	43	Multi-Family Energy Efficiency Rebates	Consumer, Consumer Low-Income	2009	Final	55
1179	43	Multi-Family Energy Efficiency Rebates	Consumer, Consumer Low-Income	2009	Final	56
1180	43	Multi-Family Energy Efficiency Rebates	Consumer, Consumer Low-Income	2009	Final	57
1181	43	Multi-Family Energy Efficiency Rebates	Consumer, Consumer Low-Income	2009	Final	58
1182	43	Multi-Family Energy Efficiency Rebates	Consumer, Consumer Low-Income	2009	Final	59
1183	43	Multi-Family Energy Efficiency Rebates	Consumer, Consumer Low-Income	2009	Final	60
1184	43	Multi-Family Energy Efficiency Rebates	Consumer, Consumer Low-Income	2009	Final	61
1185	43	Multi-Family Energy Efficiency Rebates	Consumer, Consumer Low-Income	2009	Final	62
1186	43	Multi-Family Energy Efficiency Rebates	Consumer, Consumer Low-Income	2009	Final	63
1187	43	Multi-Family Energy Efficiency Rebates	Consumer, Consumer Low-Income	2009	Final	64
1188	43	Multi-Family Energy Efficiency Rebates	Consumer, Consumer Low-Income	2009	Final	65
1189	43	Multi-Family Energy Efficiency Rebates	Consumer, Consumer Low-Income	2009	Final	66
1190	43	Multi-Family Energy Efficiency Rebates	Consumer, Consumer Low-Income	2009	Final	67



# OPA Conservation & Demand Management Programs

## Measure Results at End-User Level

For: Horizon Utilities Corporation

#	Initiative Number	Initiative Name	Program Name	Program Year	Results Status	Measure Name
1157	43	Multi-Family Energy Efficiency Rebates	Consumer, Consumer Low-Income	2009	Final	T5Fixture_HO2Lamp - Corridor / Parking Area Energy Savings application - Multi-Unit Residential Building sector
1158	43	Multi-Family Energy Efficiency Rebates	Consumer, Consumer Low-Income	2009	Final	T5MedHighFixture_4Lamp - Corridor / Parking Area Energy Savings application - Multi-Unit Residential Building sector
1159	43	Multi-Family Energy Efficiency Rebates	Consumer, Consumer Low-Income	2009	Final	T5MedHighFixture_6Lamp - Corridor / Parking Area Energy Savings application - Multi-Unit Residential Building sector
1160	43	Multi-Family Energy Efficiency Rebates	Consumer, Consumer Low-Income	2009	Final	T5MedHighFixture_8Lamp - Corridor / Parking Area Energy Savings application - Multi-Unit Residential Building sector
1161	43	Multi-Family Energy Efficiency Rebates	Consumer, Consumer Low-Income	2009	Final	T5MedHighFixture_10Lamp - Corridor / Parking Area Energy Savings application - Multi-Unit Residential Building sector
1162	43	Multi-Family Energy Efficiency Rebates	Consumer, Consumer Low-Income	2009	Final	T5MedHighFixture_12Lamp - Corridor / Parking Area Energy Savings application - Multi-Unit Residential Building sector
1163	43	Multi-Family Energy Efficiency Rebates	Consumer, Consumer Low-Income	2009	Final	PulseStart_MetalHalide - Corridor / Parking Area Energy Savings application - Multi-Unit Residential Building sector
1164	43	Multi-Family Energy Efficiency Rebates	Consumer, Consumer Low-Income	2009	Final	InfraredHalogen_25W- - Corridor / Parking Area Energy Savings application - Multi-Unit Residential Building sector
1165	43	Multi-Family Energy Efficiency Rebates	Consumer, Consumer Low-Income	2009	Final	InfraredHalogen_26-35W - Corridor / Parking Area Energy Savings application - Multi-Unit Residential Building sector
1166	43	Multi-Family Energy Efficiency Rebates	Consumer, Consumer Low-Income	2009	Final	InfraredHalogen_36-48W - Corridor / Parking Area Energy Savings application - Multi-Unit Residential Building sector
1167	43	Multi-Family Energy Efficiency Rebates	Consumer, Consumer Low-Income	2009	Final	InfraredHalogen_49-60W - Corridor / Parking Area Energy Savings application - Multi-Unit Residential Building sector
1168	43	Multi-Family Energy Efficiency Rebates	Consumer, Consumer Low-Income	2009	Final	Self-BallastedMetalHalide120W - Corridor / Parking Area Energy Savings application - Multi-Unit Residential Building sector
1169	43	Multi-Family Energy Efficiency Rebates	Consumer, Consumer Low-Income	2009	Final	Self-BallastedMetalHalide50W - Corridor / Parking Area Energy Savings application - Multi-Unit Residential Building sector
1170	43	Multi-Family Energy Efficiency Rebates	Consumer, Consumer Low-Income	2009	Final	MetalHalide_150W - Corridor / Parking Area Energy Savings application - Multi-Unit Residential Building sector
1171	43	Multi-Family Energy Efficiency Rebates	Consumer, Consumer Low-Income	2009	Final	MetalHalide_360W - Corridor / Parking Area Energy Savings application - Multi-Unit Residential Building sector
1172	43	Multi-Family Energy Efficiency Rebates	Consumer, Consumer Low-Income	2009	Final	HighPressure_225W - Corridor / Parking Area Energy Savings application - Multi-Unit Residential Building sector
1173	43	Multi-Family Energy Efficiency Rebates	Consumer, Consumer Low-Income	2009	Final	ElecBallast_MetalHde200-W - Corridor / Parking Area Energy Savings application - Multi-Unit Residential Building sector
1174	43	Multi-Family Energy Efficiency Rebates	Consumer, Consumer Low-Income	2009	Final	ElecBallast_MetalHde250-360W - Corridor / Parking Area Energy Savings application - Multi-Unit Residential Building sector
1175	43	Multi-Family Energy Efficiency Rebates	Consumer, Consumer Low-Income	2009	Final	ElecBallast_MetalHde400+W - Corridor / Parking Area Energy Savings application - Multi-Unit Residential Building sector
1176	43	Multi-Family Energy Efficiency Rebates	Consumer, Consumer Low-Income	2009	Final	ElecBallast_HighPress200-W - Corridor / Parking Area Energy Savings application - Multi-Unit Residential Building sector
1177	43	Multi-Family Energy Efficiency Rebates	Consumer, Consumer Low-Income	2009	Final	ElecBallast_HighPress250W - Corridor / Parking Area Energy Savings application - Multi-Unit Residential Building sector
1178	43	Multi-Family Energy Efficiency Rebates	Consumer, Consumer Low-Income	2009	Final	ElecBallast_HighPress400W - Corridor / Parking Area Energy Savings application - Multi-Unit Residential Building sector
1179	43	Multi-Family Energy Efficiency Rebates	Consumer, Consumer Low-Income	2009	Final	ElecBallast_HighPress600W - Corridor / Parking Area Energy Savings application - Multi-Unit Residential Building sector
1180	43	Multi-Family Energy Efficiency Rebates	Consumer, Consumer Low-Income	2009	Final	ElecBallast_HighPress1000W - Corridor / Parking Area Energy Savings application - Multi-Unit Residential Building sector
1181	43	Multi-Family Energy Efficiency Rebates	Consumer, Consumer Low-Income	2009	Final	OccSen_SwitchPlate - Corridor / Parking Area Energy Savings application - Multi-Unit Residential Building sector
1182	43	Multi-Family Energy Efficiency Rebates	Consumer, Consumer Low-Income	2009	Final	OccSen_CelingMounted - Corridor / Parking Area Energy Savings application - Multi-Unit Residential Building sector
1183	43	Multi-Family Energy Efficiency Rebates	Consumer, Consumer Low-Income	2009	Final	TempControls_InSuiteHeat - Corridor / Parking Area Energy Savings application - Multi-Unit Residential Building sector
1184	43	Multi-Family Energy Efficiency Rebates	Consumer, Consumer Low-Income	2009	Final	TempControls_InSuiteCool - Corridor / Parking Area Energy Savings application - Multi-Unit Residential Building sector
1185	43	Multi-Family Energy Efficiency Rebates	Consumer, Consumer Low-Income	2009	Final	TempControls_Heat&Cool - Corridor / Parking Area Energy Savings application - Multi-Unit Residential Building sector
1186	43	Multi-Family Energy Efficiency Rebates	Consumer, Consumer Low-Income	2009	Final	ECM_AirFurnace - Corridor / Parking Area Energy Savings application - Multi-Unit Residential Building sector
1187	43	Multi-Family Energy Efficiency Rebates	Consumer, Consumer Low-Income	2009	Final	GroundSource_LowRise - Corridor / Parking Area Energy Savings application - Multi-Unit Residential Building sector
1188	43	Multi-Family Energy Efficiency Rebates	Consumer, Consumer Low-Income	2009	Final	GroundSource_HighRise - Corridor / Parking Area Energy Savings application - Multi-Unit Residential Building sector
1189	43	Multi-Family Energy Efficiency Rebates	Consumer, Consumer Low-Income	2009	Final	GroundSource_Average - Corridor / Parking Area Energy Savings application - Multi-Unit Residential Building sector
1190	43	Multi-Family Energy Efficiency Rebates	Consumer, Consumer Low-Income	2009	Final	Non-ElectricChillers - Corridor / Parking Area Energy Savings application - Multi-Unit Residential Building sector

## Measure Results at End-User Level

[illegible][illegible]

## Measure Results at End-User Level

[illegible]

## Measure Results at End-User Level

[illegible]

# OPA Conservation & Demand Management Programs

Measure Results at End-User Level

For: Horizon Utilities Corporation

#	Initiative Number	Initiative Name	Program Name	Program Year	Results Status	#
1191	43	Multi-Family Energy Efficiency Rebates	Consumer, Consumer Low-Income	2009	Final	68
1192	43	Multi-Family Energy Efficiency Rebates	Consumer, Consumer Low-Income	2009	Final	69
1193	43	Multi-Family Energy Efficiency Rebates	Consumer, Consumer Low-Income	2009	Final	70
1194	43	Multi-Family Energy Efficiency Rebates	Consumer, Consumer Low-Income	2009	Final	71
1195	43	Multi-Family Energy Efficiency Rebates	Consumer, Consumer Low-Income	2009	Final	72
1196	43	Multi-Family Energy Efficiency Rebates	Consumer, Consumer Low-Income	2009	Final	73
1197	43	Multi-Family Energy Efficiency Rebates	Consumer, Consumer Low-Income	2009	Final	74
1198	43	Multi-Family Energy Efficiency Rebates	Consumer, Consumer Low-Income	2009	Final	75
1199	43	Multi-Family Energy Efficiency Rebates	Consumer, Consumer Low-Income	2009	Final	76
1200	43	Multi-Family Energy Efficiency Rebates	Consumer, Consumer Low-Income	2009	Final	77
1201	43	Multi-Family Energy Efficiency Rebates	Consumer, Consumer Low-Income	2009	Final	78
1202	43	Multi-Family Energy Efficiency Rebates	Consumer, Consumer Low-Income	2009	Final	79
1203	43	Multi-Family Energy Efficiency Rebates	Consumer, Consumer Low-Income	2009	Final	80
1204	43	Multi-Family Energy Efficiency Rebates	Consumer, Consumer Low-Income	2009	Final	81
1205	43	Multi-Family Energy Efficiency Rebates	Consumer, Consumer Low-Income	2009	Final	82
1206	43	Multi-Family Energy Efficiency Rebates	Consumer, Consumer Low-Income	2009	Final	83
1207	43	Multi-Family Energy Efficiency Rebates	Consumer, Consumer Low-Income	2009	Final	84
1208	43	Multi-Family Energy Efficiency Rebates	Consumer, Consumer Low-Income	2009	Final	85
1209	43	Multi-Family Energy Efficiency Rebates	Consumer, Consumer Low-Income	2009	Final	86
1210	43	Multi-Family Energy Efficiency Rebates	Consumer, Consumer Low-Income	2009	Final	87
1211	43	Multi-Family Energy Efficiency Rebates	Consumer, Consumer Low-Income	2009	Final	88
1212	43	Multi-Family Energy Efficiency Rebates	Consumer, Consumer Low-Income	2009	Final	89
1213	43	Multi-Family Energy Efficiency Rebates	Consumer, Consumer Low-Income	2009	Final	90
1214	43	Multi-Family Energy Efficiency Rebates	Consumer, Consumer Low-Income	2009	Final	91
1215	43	Multi-Family Energy Efficiency Rebates	Consumer, Consumer Low-Income	2009	Final	92
1216	43	Multi-Family Energy Efficiency Rebates	Consumer, Consumer Low-Income	2009	Final	93
1217	43	Multi-Family Energy Efficiency Rebates	Consumer, Consumer Low-Income	2009	Final	94
1218	43	Multi-Family Energy Efficiency Rebates	Consumer, Consumer Low-Income	2009	Final	95
1219	43	Multi-Family Energy Efficiency Rebates	Consumer, Consumer Low-Income	2009	Final	96
1220	43	Multi-Family Energy Efficiency Rebates	Consumer, Consumer Low-Income	2009	Final	97
1221	43	Multi-Family Energy Efficiency Rebates	Consumer, Consumer Low-Income	2009	Final	98
1222	43	Multi-Family Energy Efficiency Rebates	Consumer, Consumer Low-Income	2009	Final	99
1223	43	Multi-Family Energy Efficiency Rebates	Consumer, Consumer Low-Income	2009	Final	100
1224	43	Multi-Family Energy Efficiency Rebates	Consumer, Consumer Low-Income	2009	Final	101



# OPA Conservation & Demand Management Programs

Measure Results at End-User Level

For: Horizon Utilities Corporation

#	Initiative Number	Initiative Name	Program Name	Program Year	Results Status	Measure Name
1191	43	Multi-Family Energy Efficiency Rebates	Consumer, Consumer Low-Income	2009	Final	EnerStarWasher - Corridor / Parking Area Energy Savings application - Multi-Unit Residential Building sector
1192	43	Multi-Family Energy Efficiency Rebates	Consumer, Consumer Low-Income	2009	Final	NaturalGasDryer_InSuite - Corridor / Parking Area Energy Savings application - Multi-Unit Residential Building sector
1193	43	Multi-Family Energy Efficiency Rebates	Consumer, Consumer Low-Income	2009	Final	NaturalGasDryer_Common - Corridor / Parking Area Energy Savings application - Multi-Unit Residential Building sector
1194	43	Multi-Family Energy Efficiency Rebates	Consumer, Consumer Low-Income	2009	Final	EnergyStar_DishWasher - Corridor / Parking Area Energy Savings application - Multi-Unit Residential Building sector
1195	43	Multi-Family Energy Efficiency Rebates	Consumer, Consumer Low-Income	2009	Final	EnergyStar_Fridge - Corridor / Parking Area Energy Savings application - Multi-Unit Residential Building sector
1196	43	Multi-Family Energy Efficiency Rebates	Consumer, Consumer Low-Income	2009	Final	EnergyStar_CeilingFan - Corridor / Parking Area Energy Savings application - Multi-Unit Residential Building sector
1197	43	Multi-Family Energy Efficiency Rebates	Consumer, Consumer Low-Income	2009	Final	Non-ElectricWaterHeater - Corridor / Parking Area Energy Savings application - Multi-Unit Residential Building sector
1198	43	Multi-Family Energy Efficiency Rebates	Consumer, Consumer Low-Income	2009	Final	SolarHotWaterCollector - Corridor / Parking Area Energy Savings application - Multi-Unit Residential Building sector
1199	43	Multi-Family Energy Efficiency Rebates	Consumer, Consumer Low-Income	2009	Final	Non-ElectricTankHotWater - Corridor / Parking Area Energy Savings application - Multi-Unit Residential Building sector
1200	43	Multi-Family Energy Efficiency Rebates	Consumer, Consumer Low-Income	2009	Final	DrainWaterHeatRecovery - Corridor / Parking Area Energy Savings application - Multi-Unit Residential Building sector
1201	43	Multi-Family Energy Efficiency Rebates	Consumer, Consumer Low-Income	2009	Final	DomesticHotWaterRecirc - Corridor / Parking Area Energy Savings application - Multi-Unit Residential Building sector
1202	43	Multi-Family Energy Efficiency Rebates	Consumer, Consumer Low-Income	2009	Final	EnergyStarExitSigns - Suite Savings application - Multi-Unit Residential Building sector
1203	43	Multi-Family Energy Efficiency Rebates	Consumer, Consumer Low-Income	2009	Final	FridgeLEDStripLight - Suite Savings application - Multi-Unit Residential Building sector
1204	43	Multi-Family Energy Efficiency Rebates	Consumer, Consumer Low-Income	2009	Final	NonDimmCFLsScrew_In - Suite Savings application - Multi-Unit Residential Building sector
1205	43	Multi-Family Energy Efficiency Rebates	Consumer, Consumer Low-Income	2009	Final	NonDimmCFLs_par11W - Suite Savings application - Multi-Unit Residential Building sector
1206	43	Multi-Family Energy Efficiency Rebates	Consumer, Consumer Low-Income	2009	Final	NonDimmCFLs_par12-20W - Suite Savings application - Multi-Unit Residential Building sector
1207	43	Multi-Family Energy Efficiency Rebates	Consumer, Consumer Low-Income	2009	Final	NonDimmCFLs_par20+W - Suite Savings application - Multi-Unit Residential Building sector
1208	43	Multi-Family Energy Efficiency Rebates	Consumer, Consumer Low-Income	2009	Final	Dimm&NonDimmCFL2-pin14W - Suite Savings application - Multi-Unit Residential Building sector
1209	43	Multi-Family Energy Efficiency Rebates	Consumer, Consumer Low-Income	2009	Final	Dimm&NonDimmCFL2-pin26W - Suite Savings application - Multi-Unit Residential Building sector
1210	43	Multi-Family Energy Efficiency Rebates	Consumer, Consumer Low-Income	2009	Final	Dimm&NonDimmCFL2-pin39W - Suite Savings application - Multi-Unit Residential Building sector
1211	43	Multi-Family Energy Efficiency Rebates	Consumer, Consumer Low-Income	2009	Final	Dimm&NonDimmCFL4-pin14W - Suite Savings application - Multi-Unit Residential Building sector
1212	43	Multi-Family Energy Efficiency Rebates	Consumer, Consumer Low-Income	2009	Final	Dimm&NonDimmCFL4-pin26W - Suite Savings application - Multi-Unit Residential Building sector
1213	43	Multi-Family Energy Efficiency Rebates	Consumer, Consumer Low-Income	2009	Final	Dimm&NonDimmCFL4-pin39W - Suite Savings application - Multi-Unit Residential Building sector
1214	43	Multi-Family Energy Efficiency Rebates	Consumer, Consumer Low-Income	2009	Final	DimmCFLs_0-16W - Suite Savings application - Multi-Unit Residential Building sector
1215	43	Multi-Family Energy Efficiency Rebates	Consumer, Consumer Low-Income	2009	Final	DimmCFLs_17-20W - Suite Savings application - Multi-Unit Residential Building sector
1216	43	Multi-Family Energy Efficiency Rebates	Consumer, Consumer Low-Income	2009	Final	DimmCFLs_21+W - Suite Savings application - Multi-Unit Residential Building sector
1217	43	Multi-Family Energy Efficiency Rebates	Consumer, Consumer Low-Income	2009	Final	StandardT8_Single - Suite Savings application - Multi-Unit Residential Building sector
1218	43	Multi-Family Energy Efficiency Rebates	Consumer, Consumer Low-Income	2009	Final	StandardT8_Two - Suite Savings application - Multi-Unit Residential Building sector
1219	43	Multi-Family Energy Efficiency Rebates	Consumer, Consumer Low-Income	2009	Final	StandardT8_Three - Suite Savings application - Multi-Unit Residential Building sector
1220	43	Multi-Family Energy Efficiency Rebates	Consumer, Consumer Low-Income	2009	Final	StandardT8_Four - Suite Savings application - Multi-Unit Residential Building sector
1221	43	Multi-Family Energy Efficiency Rebates	Consumer, Consumer Low-Income	2009	Final	RWHighT8Fixtures_Single - Suite Savings application - Multi-Unit Residential Building sector
1222	43	Multi-Family Energy Efficiency Rebates	Consumer, Consumer Low-Income	2009	Final	RWHighT8Fixtures_Two - Suite Savings application - Multi-Unit Residential Building sector
1223	43	Multi-Family Energy Efficiency Rebates	Consumer, Consumer Low-Income	2009	Final	RWHighT8Fixtures_Three - Suite Savings application - Multi-Unit Residential Building sector
1224	43	Multi-Family Energy Efficiency Rebates	Consumer, Consumer Low-Income	2009	Final	RWHighT8Fixtures_Four - Suite Savings application - Multi-Unit Residential Building sector



## Measure Results at End-User Level

[illegible][illegible]

## Measure Results at End-User Level

[illegible]

# OPA Conservation & Demand Management Programs

Measure Results at End-User Level

For: Horizon Utilities Corporation

#	Initiative Number	Initiative Name	Program Name	Program Year	Results Status	LDC Specific Results					
						Gross Summer Peak Demand Savings (kW)	Gross Annual Energy Savings (kWh)	Gross Lifetime Energy Savings (kWh)	Net Summer Peak Demand Savings (kW)	Net Annual Energy Savings (kWh)	Net Lifetime Energy Savings (kWh)
1191	43	Multi-Family Energy Efficiency Rebates	Consumer, Consumer Low-Income	2009	Final	n/a	n/a	n/a	n/a	n/a	n/a
1192	43	Multi-Family Energy Efficiency Rebates	Consumer, Consumer Low-Income	2009	Final	n/a	n/a	n/a	n/a	n/a	n/a
1193	43	Multi-Family Energy Efficiency Rebates	Consumer, Consumer Low-Income	2009	Final	n/a	n/a	n/a	n/a	n/a	n/a
1194	43	Multi-Family Energy Efficiency Rebates	Consumer, Consumer Low-Income	2009	Final	n/a	n/a	n/a	n/a	n/a	n/a
1195	43	Multi-Family Energy Efficiency Rebates	Consumer, Consumer Low-Income	2009	Final	n/a	n/a	n/a	n/a	n/a	n/a
1196	43	Multi-Family Energy Efficiency Rebates	Consumer, Consumer Low-Income	2009	Final	n/a	n/a	n/a	n/a	n/a	n/a
1197	43	Multi-Family Energy Efficiency Rebates	Consumer, Consumer Low-Income	2009	Final	n/a	n/a	n/a	n/a	n/a	n/a
1198	43	Multi-Family Energy Efficiency Rebates	Consumer, Consumer Low-Income	2009	Final	n/a	n/a	n/a	n/a	n/a	n/a
1199	43	Multi-Family Energy Efficiency Rebates	Consumer, Consumer Low-Income	2009	Final	n/a	n/a	n/a	n/a	n/a	n/a
1200	43	Multi-Family Energy Efficiency Rebates	Consumer, Consumer Low-Income	2009	Final	n/a	n/a	n/a	n/a	n/a	n/a
1201	43	Multi-Family Energy Efficiency Rebates	Consumer, Consumer Low-Income	2009	Final	n/a	n/a	n/a	n/a	n/a	n/a
1202	43	Multi-Family Energy Efficiency Rebates	Consumer, Consumer Low-Income	2009	Final	n/a	n/a	n/a	n/a	n/a	n/a
1203	43	Multi-Family Energy Efficiency Rebates	Consumer, Consumer Low-Income	2009	Final	n/a	n/a	n/a	n/a	n/a	n/a
1204	43	Multi-Family Energy Efficiency Rebates	Consumer, Consumer Low-Income	2009	Final	n/a	n/a	n/a	n/a	n/a	n/a
1205	43	Multi-Family Energy Efficiency Rebates	Consumer, Consumer Low-Income	2009	Final	n/a	n/a	n/a	n/a	n/a	n/a
1206	43	Multi-Family Energy Efficiency Rebates	Consumer, Consumer Low-Income	2009	Final	n/a	n/a	n/a	n/a	n/a	n/a
1207	43	Multi-Family Energy Efficiency Rebates	Consumer, Consumer Low-Income	2009	Final	n/a	n/a	n/a	n/a	n/a	n/a
1208	43	Multi-Family Energy Efficiency Rebates	Consumer, Consumer Low-Income	2009	Final	n/a	n/a	n/a	n/a	n/a	n/a
1209	43	Multi-Family Energy Efficiency Rebates	Consumer, Consumer Low-Income	2009	Final	n/a	n/a	n/a	n/a	n/a	n/a
1210	43	Multi-Family Energy Efficiency Rebates	Consumer, Consumer Low-Income	2009	Final	n/a	n/a	n/a	n/a	n/a	n/a
1211	43	Multi-Family Energy Efficiency Rebates	Consumer, Consumer Low-Income	2009	Final	n/a	n/a	n/a	n/a	n/a	n/a
1212	43	Multi-Family Energy Efficiency Rebates	Consumer, Consumer Low-Income	2009	Final	n/a	n/a	n/a	n/a	n/a	n/a
1213	43	Multi-Family Energy Efficiency Rebates	Consumer, Consumer Low-Income	2009	Final	n/a	n/a	n/a	n/a	n/a	n/a
1214	43	Multi-Family Energy Efficiency Rebates	Consumer, Consumer Low-Income	2009	Final	n/a	n/a	n/a	n/a	n/a	n/a
1215	43	Multi-Family Energy Efficiency Rebates	Consumer, Consumer Low-Income	2009	Final	n/a	n/a	n/a	n/a	n/a	n/a
1216	43	Multi-Family Energy Efficiency Rebates	Consumer, Consumer Low-Income	2009	Final	n/a	n/a	n/a	n/a	n/a	n/a
1217	43	Multi-Family Energy Efficiency Rebates	Consumer, Consumer Low-Income	2009	Final	n/a	n/a	n/a	n/a	n/a	n/a
1218	43	Multi-Family Energy Efficiency Rebates	Consumer, Consumer Low-Income	2009	Final	n/a	n/a	n/a	n/a	n/a	n/a
1219	43	Multi-Family Energy Efficiency Rebates	Consumer, Consumer Low-Income	2009	Final	n/a	n/a	n/a	n/a	n/a	n/a
1220	43	Multi-Family Energy Efficiency Rebates	Consumer, Consumer Low-Income	2009	Final	n/a	n/a	n/a	n/a	n/a	n/a
1221	43	Multi-Family Energy Efficiency Rebates	Consumer, Consumer Low-Income	2009	Final	n/a	n/a	n/a	n/a	n/a	n/a
1222	43	Multi-Family Energy Efficiency Rebates	Consumer, Consumer Low-Income	2009	Final	n/a	n/a	n/a	n/a	n/a	n/a
1223	43	Multi-Family Energy Efficiency Rebates	Consumer, Consumer Low-Income	2009	Final	n/a	n/a	n/a	n/a	n/a	n/a
1224	43	Multi-Family Energy Efficiency Rebates	Consumer, Consumer Low-Income	2009	Final	n/a	n/a	n/a	n/a	n/a	n/a

# OPA Conservation & Demand Management Programs

Measure Results at End-User Level

For: Horizon Utilities Corporation

#	Initiative Number	Initiative Name	Program Name	Program Year	Results Status	#
1225	43	Multi-Family Energy Efficiency Rebates	Consumer, Consumer Low-Income	2009	Final	102
1226	43	Multi-Family Energy Efficiency Rebates	Consumer, Consumer Low-Income	2009	Final	103
1227	43	Multi-Family Energy Efficiency Rebates	Consumer, Consumer Low-Income	2009	Final	104
1228	43	Multi-Family Energy Efficiency Rebates	Consumer, Consumer Low-Income	2009	Final	105
1229	43	Multi-Family Energy Efficiency Rebates	Consumer, Consumer Low-Income	2009	Final	106
1230	43	Multi-Family Energy Efficiency Rebates	Consumer, Consumer Low-Income	2009	Final	107
1231	43	Multi-Family Energy Efficiency Rebates	Consumer, Consumer Low-Income	2009	Final	108
1232	43	Multi-Family Energy Efficiency Rebates	Consumer, Consumer Low-Income	2009	Final	109
1233	43	Multi-Family Energy Efficiency Rebates	Consumer, Consumer Low-Income	2009	Final	110
1234	43	Multi-Family Energy Efficiency Rebates	Consumer, Consumer Low-Income	2009	Final	111
1235	43	Multi-Family Energy Efficiency Rebates	Consumer, Consumer Low-Income	2009	Final	112
1236	43	Multi-Family Energy Efficiency Rebates	Consumer, Consumer Low-Income	2009	Final	113
1237	43	Multi-Family Energy Efficiency Rebates	Consumer, Consumer Low-Income	2009	Final	114
1238	43	Multi-Family Energy Efficiency Rebates	Consumer, Consumer Low-Income	2009	Final	115
1239	43	Multi-Family Energy Efficiency Rebates	Consumer, Consumer Low-Income	2009	Final	116
1240	43	Multi-Family Energy Efficiency Rebates	Consumer, Consumer Low-Income	2009	Final	117
1241	43	Multi-Family Energy Efficiency Rebates	Consumer, Consumer Low-Income	2009	Final	118
1242	43	Multi-Family Energy Efficiency Rebates	Consumer, Consumer Low-Income	2009	Final	119
1243	43	Multi-Family Energy Efficiency Rebates	Consumer, Consumer Low-Income	2009	Final	120
1244	43	Multi-Family Energy Efficiency Rebates	Consumer, Consumer Low-Income	2009	Final	121
1245	43	Multi-Family Energy Efficiency Rebates	Consumer, Consumer Low-Income	2009	Final	122
1246	43	Multi-Family Energy Efficiency Rebates	Consumer, Consumer Low-Income	2009	Final	123
1247	43	Multi-Family Energy Efficiency Rebates	Consumer, Consumer Low-Income	2009	Final	124
1248	43	Multi-Family Energy Efficiency Rebates	Consumer, Consumer Low-Income	2009	Final	125
1249	43	Multi-Family Energy Efficiency Rebates	Consumer, Consumer Low-Income	2009	Final	126
1250	43	Multi-Family Energy Efficiency Rebates	Consumer, Consumer Low-Income	2009	Final	127
1251	43	Multi-Family Energy Efficiency Rebates	Consumer, Consumer Low-Income	2009	Final	128
1252	43	Multi-Family Energy Efficiency Rebates	Consumer, Consumer Low-Income	2009	Final	129
1253	43	Multi-Family Energy Efficiency Rebates	Consumer, Consumer Low-Income	2009	Final	130
1254	43	Multi-Family Energy Efficiency Rebates	Consumer, Consumer Low-Income	2009	Final	131
1255	43	Multi-Family Energy Efficiency Rebates	Consumer, Consumer Low-Income	2009	Final	132
1256	43	Multi-Family Energy Efficiency Rebates	Consumer, Consumer Low-Income	2009	Final	133
1257	43	Multi-Family Energy Efficiency Rebates	Consumer, Consumer Low-Income	2009	Final	134
1258	43	Multi-Family Energy Efficiency Rebates	Consumer, Consumer Low-Income	2009	Final	135

# OPA Conservation & Demand Management Programs

## Measure Results at End-User Level

For: Horizon Utilities Corporation

#	Initiative Number	Initiative Name	Program Name	Program Year	Results Status	Measure Name
1225	43	Multi-Family Energy Efficiency Rebates	Consumer, Consumer Low-Income	2009	Final	StdMedBayT8_Four - Suite Savings application - Multi-Unit Residential Building sector
1226	43	Multi-Family Energy Efficiency Rebates	Consumer, Consumer Low-Income	2009	Final	MedBayT8_Six - Suite Savings application - Multi-Unit Residential Building sector
1227	43	Multi-Family Energy Efficiency Rebates	Consumer, Consumer Low-Income	2009	Final	MedBayT8_Eight - Suite Savings application - Multi-Unit Residential Building sector
1228	43	Multi-Family Energy Efficiency Rebates	Consumer, Consumer Low-Income	2009	Final	HighMedBayT8_Four - Suite Savings application - Multi-Unit Residential Building sector
1229	43	Multi-Family Energy Efficiency Rebates	Consumer, Consumer Low-Income	2009	Final	HighMedBayT8_Six - Suite Savings application - Multi-Unit Residential Building sector
1230	43	Multi-Family Energy Efficiency Rebates	Consumer, Consumer Low-Income	2009	Final	HighMedBayT8_Eight - Suite Savings application - Multi-Unit Residential Building sector
1231	43	Multi-Family Energy Efficiency Rebates	Consumer, Consumer Low-Income	2009	Final	T5Fixture_1Lamp - Suite Savings application - Multi-Unit Residential Building sector
1232	43	Multi-Family Energy Efficiency Rebates	Consumer, Consumer Low-Income	2009	Final	T5Fixture_2Lamps - Suite Savings application - Multi-Unit Residential Building sector
1233	43	Multi-Family Energy Efficiency Rebates	Consumer, Consumer Low-Income	2009	Final	T5Fixture_3Lamps - Suite Savings application - Multi-Unit Residential Building sector
1234	43	Multi-Family Energy Efficiency Rebates	Consumer, Consumer Low-Income	2009	Final	T5Fixture_HO1Lamp - Suite Savings application - Multi-Unit Residential Building sector
1235	43	Multi-Family Energy Efficiency Rebates	Consumer, Consumer Low-Income	2009	Final	T5Fixture_HO2Lamp - Suite Savings application - Multi-Unit Residential Building sector
1236	43	Multi-Family Energy Efficiency Rebates	Consumer, Consumer Low-Income	2009	Final	T5MedHighFixture_4Lamp - Suite Savings application - Multi-Unit Residential Building sector
1237	43	Multi-Family Energy Efficiency Rebates	Consumer, Consumer Low-Income	2009	Final	T5MedHighFixture_6Lamp - Suite Savings application - Multi-Unit Residential Building sector
1238	43	Multi-Family Energy Efficiency Rebates	Consumer, Consumer Low-Income	2009	Final	T5MedHighFixture_8Lamp - Suite Savings application - Multi-Unit Residential Building sector
1239	43	Multi-Family Energy Efficiency Rebates	Consumer, Consumer Low-Income	2009	Final	T5MedHighFixture_10Lamp - Suite Savings application - Multi-Unit Residential Building sector
1240	43	Multi-Family Energy Efficiency Rebates	Consumer, Consumer Low-Income	2009	Final	T5MedHighFixture_12Lamp - Suite Savings application - Multi-Unit Residential Building sector
1241	43	Multi-Family Energy Efficiency Rebates	Consumer, Consumer Low-Income	2009	Final	PulseStart_MetalHalide - Suite Savings application - Multi-Unit Residential Building sector
1242	43	Multi-Family Energy Efficiency Rebates	Consumer, Consumer Low-Income	2009	Final	InfraredHalogen_25W - Suite Savings application - Multi-Unit Residential Building sector
1243	43	Multi-Family Energy Efficiency Rebates	Consumer, Consumer Low-Income	2009	Final	InfraredHalogen_26-35W - Suite Savings application - Multi-Unit Residential Building sector
1244	43	Multi-Family Energy Efficiency Rebates	Consumer, Consumer Low-Income	2009	Final	InfraredHalogen_36-48W - Suite Savings application - Multi-Unit Residential Building sector
1245	43	Multi-Family Energy Efficiency Rebates	Consumer, Consumer Low-Income	2009	Final	InfraredHalogen_49-60W - Suite Savings application - Multi-Unit Residential Building sector
1246	43	Multi-Family Energy Efficiency Rebates	Consumer, Consumer Low-Income	2009	Final	Self-BallastedMetalHalide120W - Suite Savings application - Multi-Unit Residential Building sector
1247	43	Multi-Family Energy Efficiency Rebates	Consumer, Consumer Low-Income	2009	Final	Self-BallastedMetalHalide50W - Suite Savings application - Multi-Unit Residential Building sector
1248	43	Multi-Family Energy Efficiency Rebates	Consumer, Consumer Low-Income	2009	Final	MetalHalide_150W - Suite Savings application - Multi-Unit Residential Building sector
1249	43	Multi-Family Energy Efficiency Rebates	Consumer, Consumer Low-Income	2009	Final	MetalHalide_360W - Suite Savings application - Multi-Unit Residential Building sector
1250	43	Multi-Family Energy Efficiency Rebates	Consumer, Consumer Low-Income	2009	Final	HighPressure_225W - Suite Savings application - Multi-Unit Residential Building sector
1251	43	Multi-Family Energy Efficiency Rebates	Consumer, Consumer Low-Income	2009	Final	ElecBallast_MetalHde200-W - Suite Savings application - Multi-Unit Residential Building sector
1252	43	Multi-Family Energy Efficiency Rebates	Consumer, Consumer Low-Income	2009	Final	ElecBallast_MetalHde250-360W - Suite Savings application - Multi-Unit Residential Building sector
1253	43	Multi-Family Energy Efficiency Rebates	Consumer, Consumer Low-Income	2009	Final	ElecBallast_MetalHde400+W - Suite Savings application - Multi-Unit Residential Building sector
1254	43	Multi-Family Energy Efficiency Rebates	Consumer, Consumer Low-Income	2009	Final	ElecBallast_HighPress200-W - Suite Savings application - Multi-Unit Residential Building sector
1255	43	Multi-Family Energy Efficiency Rebates	Consumer, Consumer Low-Income	2009	Final	ElecBallast_HighPress250W - Suite Savings application - Multi-Unit Residential Building sector
1256	43	Multi-Family Energy Efficiency Rebates	Consumer, Consumer Low-Income	2009	Final	ElecBallast_HighPress400W - Suite Savings application - Multi-Unit Residential Building sector
1257	43	Multi-Family Energy Efficiency Rebates	Consumer, Consumer Low-Income	2009	Final	ElecBallast_HighPress600W - Suite Savings application - Multi-Unit Residential Building sector
1258	43	Multi-Family Energy Efficiency Rebates	Consumer, Consumer Low-Income	2009	Final	ElecBallast_HighPress1000W - Suite Savings application - Multi-Unit Residential Building sector



## Measure Results at End-User Level

[illegible][illegible]



## Measure Results at End-User Level

[illegible]

## Measure Results at End-User Level

[illegible]

OPA Conservation & Demand Management Programs

Measure Results at End-User Level

For: Horizon Utilities Corporation

#	Initiative Number	Initiative Name	Program Name	Program Year	Results Status	#
1259	43	Multi-Family Energy Efficiency Rebates	Consumer, Consumer Low-Income	2009	Final	136
1260	43	Multi-Family Energy Efficiency Rebates	Consumer, Consumer Low-Income	2009	Final	137
1261	43	Multi-Family Energy Efficiency Rebates	Consumer, Consumer Low-Income	2009	Final	138
1262	43	Multi-Family Energy Efficiency Rebates	Consumer, Consumer Low-Income	2009	Final	139
1263	43	Multi-Family Energy Efficiency Rebates	Consumer, Consumer Low-Income	2009	Final	140
1264	43	Multi-Family Energy Efficiency Rebates	Consumer, Consumer Low-Income	2009	Final	141
1265	43	Multi-Family Energy Efficiency Rebates	Consumer, Consumer Low-Income	2009	Final	142
1266	43	Multi-Family Energy Efficiency Rebates	Consumer, Consumer Low-Income	2009	Final	143
1267	43	Multi-Family Energy Efficiency Rebates	Consumer, Consumer Low-Income	2009	Final	144
1268	43	Multi-Family Energy Efficiency Rebates	Consumer, Consumer Low-Income	2009	Final	145
1269	43	Multi-Family Energy Efficiency Rebates	Consumer, Consumer Low-Income	2009	Final	146
1270	43	Multi-Family Energy Efficiency Rebates	Consumer, Consumer Low-Income	2009	Final	147
1271	43	Multi-Family Energy Efficiency Rebates	Consumer, Consumer Low-Income	2009	Final	148
1272	43	Multi-Family Energy Efficiency Rebates	Consumer, Consumer Low-Income	2009	Final	149
1273	43	Multi-Family Energy Efficiency Rebates	Consumer, Consumer Low-Income	2009	Final	150
1274	43	Multi-Family Energy Efficiency Rebates	Consumer, Consumer Low-Income	2009	Final	151
1275	43	Multi-Family Energy Efficiency Rebates	Consumer, Consumer Low-Income	2009	Final	152
1276	43	Multi-Family Energy Efficiency Rebates	Consumer, Consumer Low-Income	2009	Final	153
1277	43	Multi-Family Energy Efficiency Rebates	Consumer, Consumer Low-Income	2009	Final	154
1278	43	Multi-Family Energy Efficiency Rebates	Consumer, Consumer Low-Income	2009	Final	155
1279	43	Multi-Family Energy Efficiency Rebates	Consumer, Consumer Low-Income	2009	Final	156
1280	43	Multi-Family Energy Efficiency Rebates	Consumer, Consumer Low-Income	2009	Final	157
1281	43	Multi-Family Energy Efficiency Rebates	Consumer, Consumer Low-Income	2009	Final	158
1282	43	Multi-Family Energy Efficiency Rebates	Consumer, Consumer Low-Income	2009	Final	159
1283	43	Multi-Family Energy Efficiency Rebates	Consumer, Consumer Low-Income	2009	Final	160
1284	43	Multi-Family Energy Efficiency Rebates	Consumer, Consumer Low-Income	2009	Final	161
1285	43	Multi-Family Energy Efficiency Rebates	Consumer, Consumer Low-Income	2009	Final	162
1286	43	Multi-Family Energy Efficiency Rebates	Consumer, Consumer Low-Income	2009	Final	163
1287	43	Multi-Family Energy Efficiency Rebates	Consumer, Consumer Low-Income	2009	Final	164
1288	43	Multi-Family Energy Efficiency Rebates	Consumer, Consumer Low-Income	2009	Final	165
1289	43	Multi-Family Energy Efficiency Rebates	Consumer, Consumer Low-Income	2009	Final	166
1290	43	Multi-Family Energy Efficiency Rebates	Consumer, Consumer Low-Income	2009	Final	167
1291	43	Multi-Family Energy Efficiency Rebates	Consumer, Consumer Low-Income	2009	Final	168
1292	43	Multi-Family Energy Efficiency Rebates	Consumer, Consumer Low-Income	2009	Final	169

# OPA Conservation & Demand Management Programs

## Measure Results at End-User Level

For: **Horizon Utilities Corporation**

#	Initiative Number	Initiative Name	Program Name	Program Year	Results Status	Measure Name
1259	43	Multi-Family Energy Efficiency Rebates	Consumer, Consumer Low-Income	2009	Final	OccSen_SwitchPlate - Suite Savings application - Multi-Unit Residential Building sector
1260	43	Multi-Family Energy Efficiency Rebates	Consumer, Consumer Low-Income	2009	Final	OccSen_CelingMounted - Suite Savings application - Multi-Unit Residential Building sector
1261	43	Multi-Family Energy Efficiency Rebates	Consumer, Consumer Low-Income	2009	Final	TempControls_InSuiteHeat - Suite Savings application - Multi-Unit Residential Building sector
1262	43	Multi-Family Energy Efficiency Rebates	Consumer, Consumer Low-Income	2009	Final	TempControls_InSuiteCool - Suite Savings application - Multi-Unit Residential Building sector
1263	43	Multi-Family Energy Efficiency Rebates	Consumer, Consumer Low-Income	2009	Final	TempControls_Heat&Cool - Suite Savings application - Multi-Unit Residential Building sector
1264	43	Multi-Family Energy Efficiency Rebates	Consumer, Consumer Low-Income	2009	Final	ECM_AirFurnace - Suite Savings application - Multi-Unit Residential Building sector
1265	43	Multi-Family Energy Efficiency Rebates	Consumer, Consumer Low-Income	2009	Final	GroundSource_LowRise - Suite Savings application - Multi-Unit Residential Building sector
1266	43	Multi-Family Energy Efficiency Rebates	Consumer, Consumer Low-Income	2009	Final	GroundSource_HighRise - Suite Savings application - Multi-Unit Residential Building sector
1267	43	Multi-Family Energy Efficiency Rebates	Consumer, Consumer Low-Income	2009	Final	GroundSource_Average - Suite Savings application - Multi-Unit Residential Building sector
1268	43	Multi-Family Energy Efficiency Rebates	Consumer, Consumer Low-Income	2009	Final	Non-ElectricChillers - Suite Savings application - Multi-Unit Residential Building sector
1269	43	Multi-Family Energy Efficiency Rebates	Consumer, Consumer Low-Income	2009	Final	EnerStarWasher - Suite Savings application - Multi-Unit Residential Building sector
1270	43	Multi-Family Energy Efficiency Rebates	Consumer, Consumer Low-Income	2009	Final	NaturalGasDryer_InSuite - Suite Savings application - Multi-Unit Residential Building sector
1271	43	Multi-Family Energy Efficiency Rebates	Consumer, Consumer Low-Income	2009	Final	NaturalGasDryer_Common - Suite Savings application - Multi-Unit Residential Building sector
1272	43	Multi-Family Energy Efficiency Rebates	Consumer, Consumer Low-Income	2009	Final	EnergyStar_DishWasher - Suite Savings application - Multi-Unit Residential Building sector
1273	43	Multi-Family Energy Efficiency Rebates	Consumer, Consumer Low-Income	2009	Final	EnergyStar_Fridge - Suite Savings application - Multi-Unit Residential Building sector
1274	43	Multi-Family Energy Efficiency Rebates	Consumer, Consumer Low-Income	2009	Final	EnergyStar_CeilingFan - Suite Savings application - Multi-Unit Residential Building sector
1275	43	Multi-Family Energy Efficiency Rebates	Consumer, Consumer Low-Income	2009	Final	Non-ElectricWaterHeater - Suite Savings application - Multi-Unit Residential Building sector
1276	43	Multi-Family Energy Efficiency Rebates	Consumer, Consumer Low-Income	2009	Final	SolarHotWaterCollector - Suite Savings application - Multi-Unit Residential Building sector
1277	43	Multi-Family Energy Efficiency Rebates	Consumer, Consumer Low-Income	2009	Final	Non-ElectricTankHotWater - Suite Savings application - Multi-Unit Residential Building sector
1278	43	Multi-Family Energy Efficiency Rebates	Consumer, Consumer Low-Income	2009	Final	DrainWaterHeatRecovery - Suite Savings application - Multi-Unit Residential Building sector
1279	43	Multi-Family Energy Efficiency Rebates	Consumer, Consumer Low-Income	2009	Final	DomesticHotWaterRecirc - Suite Savings application - Multi-Unit Residential Building sector
1280	43	Multi-Family Energy Efficiency Rebates	Consumer, Consumer Low-Income	2009	Final	EnergyStarExitSigns - Retail / Common Area Savings application - Multi-Unit Residential Building sector
1281	43	Multi-Family Energy Efficiency Rebates	Consumer, Consumer Low-Income	2009	Final	FridgeLEDStripLight - Retail / Common Area Savings application - Multi-Unit Residential Building sector
1282	43	Multi-Family Energy Efficiency Rebates	Consumer, Consumer Low-Income	2009	Final	NonDimmCFLsScrew_In - Retail / Common Area Savings application - Multi-Unit Residential Building sector
1283	43	Multi-Family Energy Efficiency Rebates	Consumer, Consumer Low-Income	2009	Final	NonDimmCFLs_par11W - Retail / Common Area Savings application - Multi-Unit Residential Building sector
1284	43	Multi-Family Energy Efficiency Rebates	Consumer, Consumer Low-Income	2009	Final	NonDimmCFLs_par12-20W - Retail / Common Area Savings application - Multi-Unit Residential Building sector
1285	43	Multi-Family Energy Efficiency Rebates	Consumer, Consumer Low-Income	2009	Final	NonDimmCFLs_par20+W - Retail / Common Area Savings application - Multi-Unit Residential Building sector
1286	43	Multi-Family Energy Efficiency Rebates	Consumer, Consumer Low-Income	2009	Final	Dimm&NonDimmCFL2-pin14W- - Retail / Common Area Savings application - Multi-Unit Residential Building sector
1287	43	Multi-Family Energy Efficiency Rebates	Consumer, Consumer Low-Income	2009	Final	Dimm&NonDimmCFL2-pin26W- - Retail / Common Area Savings application - Multi-Unit Residential Building sector
1288	43	Multi-Family Energy Efficiency Rebates	Consumer, Consumer Low-Income	2009	Final	Dimm&NonDimmCFL2-pin39W- - Retail / Common Area Savings application - Multi-Unit Residential Building sector
1289	43	Multi-Family Energy Efficiency Rebates	Consumer, Consumer Low-Income	2009	Final	Dimm&NonDimmCFL4-pin14W- - Retail / Common Area Savings application - Multi-Unit Residential Building sector
1290	43	Multi-Family Energy Efficiency Rebates	Consumer, Consumer Low-Income	2009	Final	Dimm&NonDimmCFL4-pin26W- - Retail / Common Area Savings application - Multi-Unit Residential Building sector
1291	43	Multi-Family Energy Efficiency Rebates	Consumer, Consumer Low-Income	2009	Final	Dimm&NonDimmCFL4-pin39W- - Retail / Common Area Savings application - Multi-Unit Residential Building sector
1292	43	Multi-Family Energy Efficiency Rebates	Consumer, Consumer Low-Income	2009	Final	DimmCFLs_0-16W - Retail / Common Area Savings application - Multi-Unit Residential Building sector

## Measure Results at End-User Level

[illegible][illegible]



## Measure Results at End-User Level

[illegible]



## Measure Results at End-User Level

[illegible]

# OPA Conservation & Demand Management Programs

Measure Results at End-User Level

For: Horizon Utilities Corporation

#	Initiative Number	Initiative Name	Program Name	Program Year	Results Status	#
1293	43	Multi-Family Energy Efficiency Rebates	Consumer, Consumer Low-Income	2009	Final	170
1294	43	Multi-Family Energy Efficiency Rebates	Consumer, Consumer Low-Income	2009	Final	171
1295	43	Multi-Family Energy Efficiency Rebates	Consumer, Consumer Low-Income	2009	Final	172
1296	43	Multi-Family Energy Efficiency Rebates	Consumer, Consumer Low-Income	2009	Final	173
1297	43	Multi-Family Energy Efficiency Rebates	Consumer, Consumer Low-Income	2009	Final	174
1298	43	Multi-Family Energy Efficiency Rebates	Consumer, Consumer Low-Income	2009	Final	175
1299	43	Multi-Family Energy Efficiency Rebates	Consumer, Consumer Low-Income	2009	Final	176
1300	43	Multi-Family Energy Efficiency Rebates	Consumer, Consumer Low-Income	2009	Final	177
1301	43	Multi-Family Energy Efficiency Rebates	Consumer, Consumer Low-Income	2009	Final	178
1302	43	Multi-Family Energy Efficiency Rebates	Consumer, Consumer Low-Income	2009	Final	179
1303	43	Multi-Family Energy Efficiency Rebates	Consumer, Consumer Low-Income	2009	Final	180
1304	43	Multi-Family Energy Efficiency Rebates	Consumer, Consumer Low-Income	2009	Final	181
1305	43	Multi-Family Energy Efficiency Rebates	Consumer, Consumer Low-Income	2009	Final	182
1306	43	Multi-Family Energy Efficiency Rebates	Consumer, Consumer Low-Income	2009	Final	183
1307	43	Multi-Family Energy Efficiency Rebates	Consumer, Consumer Low-Income	2009	Final	184
1308	43	Multi-Family Energy Efficiency Rebates	Consumer, Consumer Low-Income	2009	Final	185
1309	43	Multi-Family Energy Efficiency Rebates	Consumer, Consumer Low-Income	2009	Final	186
1310	43	Multi-Family Energy Efficiency Rebates	Consumer, Consumer Low-Income	2009	Final	187
1311	43	Multi-Family Energy Efficiency Rebates	Consumer, Consumer Low-Income	2009	Final	188
1312	43	Multi-Family Energy Efficiency Rebates	Consumer, Consumer Low-Income	2009	Final	189
1313	43	Multi-Family Energy Efficiency Rebates	Consumer, Consumer Low-Income	2009	Final	190
1314	43	Multi-Family Energy Efficiency Rebates	Consumer, Consumer Low-Income	2009	Final	191
1315	43	Multi-Family Energy Efficiency Rebates	Consumer, Consumer Low-Income	2009	Final	192
1316	43	Multi-Family Energy Efficiency Rebates	Consumer, Consumer Low-Income	2009	Final	193
1317	43	Multi-Family Energy Efficiency Rebates	Consumer, Consumer Low-Income	2009	Final	194
1318	43	Multi-Family Energy Efficiency Rebates	Consumer, Consumer Low-Income	2009	Final	195
1319	43	Multi-Family Energy Efficiency Rebates	Consumer, Consumer Low-Income	2009	Final	196
1320	43	Multi-Family Energy Efficiency Rebates	Consumer, Consumer Low-Income	2009	Final	197
1321	43	Multi-Family Energy Efficiency Rebates	Consumer, Consumer Low-Income	2009	Final	198
1322	43	Multi-Family Energy Efficiency Rebates	Consumer, Consumer Low-Income	2009	Final	199
1323	43	Multi-Family Energy Efficiency Rebates	Consumer, Consumer Low-Income	2009	Final	200
1324	43	Multi-Family Energy Efficiency Rebates	Consumer, Consumer Low-Income	2009	Final	201
1325	43	Multi-Family Energy Efficiency Rebates	Consumer, Consumer Low-Income	2009	Final	202
1326	43	Multi-Family Energy Efficiency Rebates	Consumer, Consumer Low-Income	2009	Final	203

# OPA Conservation & Demand Management Programs

Measure Results at End-User Level

For: Horizon Utilities Corporation

#	Initiative Number	Initiative Name	Program Name	Program Year	Results Status	Measure Name
1293	43	Multi-Family Energy Efficiency Rebates	Consumer, Consumer Low-Income	2009	Final	DimmCFLs_17-20W - Retail / Common Area Savings application - Multi-Unit Residential Building sector
1294	43	Multi-Family Energy Efficiency Rebates	Consumer, Consumer Low-Income	2009	Final	DimmCFLs_21+W - Retail / Common Area Savings application - Multi-Unit Residential Building sector
1295	43	Multi-Family Energy Efficiency Rebates	Consumer, Consumer Low-Income	2009	Final	StandardT8_Single - Retail / Common Area Savings application - Multi-Unit Residential Building sector
1296	43	Multi-Family Energy Efficiency Rebates	Consumer, Consumer Low-Income	2009	Final	StandardT8_Two - Retail / Common Area Savings application - Multi-Unit Residential Building sector
1297	43	Multi-Family Energy Efficiency Rebates	Consumer, Consumer Low-Income	2009	Final	StandardT8_Three - Retail / Common Area Savings application - Multi-Unit Residential Building sector
1298	43	Multi-Family Energy Efficiency Rebates	Consumer, Consumer Low-Income	2009	Final	StandardT8_Four - Retail / Common Area Savings application - Multi-Unit Residential Building sector
1299	43	Multi-Family Energy Efficiency Rebates	Consumer, Consumer Low-Income	2009	Final	RWHighT8Fixtures_Single - Retail / Common Area Savings application - Multi-Unit Residential Building sector
1300	43	Multi-Family Energy Efficiency Rebates	Consumer, Consumer Low-Income	2009	Final	RWHighT8Fixtures_Two - Retail / Common Area Savings application - Multi-Unit Residential Building sector
1301	43	Multi-Family Energy Efficiency Rebates	Consumer, Consumer Low-Income	2009	Final	RWHighT8Fixtures_Three - Retail / Common Area Savings application - Multi-Unit Residential Building sector
1302	43	Multi-Family Energy Efficiency Rebates	Consumer, Consumer Low-Income	2009	Final	RWHighT8Fixtures_Four - Retail / Common Area Savings application - Multi-Unit Residential Building sector
1303	43	Multi-Family Energy Efficiency Rebates	Consumer, Consumer Low-Income	2009	Final	StdMedBayT8_Four - Retail / Common Area Savings application - Multi-Unit Residential Building sector
1304	43	Multi-Family Energy Efficiency Rebates	Consumer, Consumer Low-Income	2009	Final	MedBayT8_Six - Retail / Common Area Savings application - Multi-Unit Residential Building sector
1305	43	Multi-Family Energy Efficiency Rebates	Consumer, Consumer Low-Income	2009	Final	MedBayT8_Eight - Retail / Common Area Savings application - Multi-Unit Residential Building sector
1306	43	Multi-Family Energy Efficiency Rebates	Consumer, Consumer Low-Income	2009	Final	HighMedBayT8_Four - Retail / Common Area Savings application - Multi-Unit Residential Building sector
1307	43	Multi-Family Energy Efficiency Rebates	Consumer, Consumer Low-Income	2009	Final	HighMedBayT8_Six - Retail / Common Area Savings application - Multi-Unit Residential Building sector
1308	43	Multi-Family Energy Efficiency Rebates	Consumer, Consumer Low-Income	2009	Final	HighMedBayT8_Eight - Retail / Common Area Savings application - Multi-Unit Residential Building sector
1309	43	Multi-Family Energy Efficiency Rebates	Consumer, Consumer Low-Income	2009	Final	T5Fixture_1Lamp - Retail / Common Area Savings application - Multi-Unit Residential Building sector
1310	43	Multi-Family Energy Efficiency Rebates	Consumer, Consumer Low-Income	2009	Final	T5Fixture_2Lamps - Retail / Common Area Savings application - Multi-Unit Residential Building sector
1311	43	Multi-Family Energy Efficiency Rebates	Consumer, Consumer Low-Income	2009	Final	T5Fixture_3Lamps - Retail / Common Area Savings application - Multi-Unit Residential Building sector
1312	43	Multi-Family Energy Efficiency Rebates	Consumer, Consumer Low-Income	2009	Final	T5Fixture_HO1Lamp - Retail / Common Area Savings application - Multi-Unit Residential Building sector
1313	43	Multi-Family Energy Efficiency Rebates	Consumer, Consumer Low-Income	2009	Final	T5Fixture_HO2Lamp - Retail / Common Area Savings application - Multi-Unit Residential Building sector
1314	43	Multi-Family Energy Efficiency Rebates	Consumer, Consumer Low-Income	2009	Final	T5MedHighFixture_4Lamp - Retail / Common Area Savings application - Multi-Unit Residential Building sector
1315	43	Multi-Family Energy Efficiency Rebates	Consumer, Consumer Low-Income	2009	Final	T5MedHighFixture_6Lamp - Retail / Common Area Savings application - Multi-Unit Residential Building sector
1316	43	Multi-Family Energy Efficiency Rebates	Consumer, Consumer Low-Income	2009	Final	T5MedHighFixture_8Lamp - Retail / Common Area Savings application - Multi-Unit Residential Building sector
1317	43	Multi-Family Energy Efficiency Rebates	Consumer, Consumer Low-Income	2009	Final	T5MedHighFixture_10Lamp - Retail / Common Area Savings application - Multi-Unit Residential Building sector
1318	43	Multi-Family Energy Efficiency Rebates	Consumer, Consumer Low-Income	2009	Final	T5MedHighFixture_12Lamp - Retail / Common Area Savings application - Multi-Unit Residential Building sector
1319	43	Multi-Family Energy Efficiency Rebates	Consumer, Consumer Low-Income	2009	Final	PulseStart_MetalHalide - Retail / Common Area Savings application - Multi-Unit Residential Building sector
1320	43	Multi-Family Energy Efficiency Rebates	Consumer, Consumer Low-Income	2009	Final	InfraredHalogen_25W- - Retail / Common Area Savings application - Multi-Unit Residential Building sector
1321	43	Multi-Family Energy Efficiency Rebates	Consumer, Consumer Low-Income	2009	Final	InfraredHalogen_26-35W - Retail / Common Area Savings application - Multi-Unit Residential Building sector
1322	43	Multi-Family Energy Efficiency Rebates	Consumer, Consumer Low-Income	2009	Final	InfraredHalogen_36-48W - Retail / Common Area Savings application - Multi-Unit Residential Building sector
1323	43	Multi-Family Energy Efficiency Rebates	Consumer, Consumer Low-Income	2009	Final	InfraredHalogen_49-60W - Retail / Common Area Savings application - Multi-Unit Residential Building sector
1324	43	Multi-Family Energy Efficiency Rebates	Consumer, Consumer Low-Income	2009	Final	Self-BallastedMetalHalide120W - Retail / Common Area Savings application - Multi-Unit Residential Building sector
1325	43	Multi-Family Energy Efficiency Rebates	Consumer, Consumer Low-Income	2009	Final	Self-BallastedMetalHalide50W - Retail / Common Area Savings application - Multi-Unit Residential Building sector
1326	43	Multi-Family Energy Efficiency Rebates	Consumer, Consumer Low-Income	2009	Final	MetalHalide_150W - Retail / Common Area Savings application - Multi-Unit Residential Building sector

## Measure Results at End-User Level

[illegible][illegible]

## Measure Results at End-User Level

[illegible]



# OPA Conservation & Demand Management Programs

Measure Results at End-User Level

For: Horizon Utilities Corporation

#	Initiative Number	Initiative Name	Program Name	Program Year	Results Status	LDC Specific Results					
						Gross Summer Peak Demand Savings (kW)	Gross Annual Energy Savings (kWh)	Gross Lifetime Energy Savings (kWh)	Net Summer Peak Demand Savings (kW)	Net Annual Energy Savings (kWh)	Net Lifetime Energy Savings (kWh)
1293	43	Multi-Family Energy Efficiency Rebates	Consumer, Consumer Low-Income	2009	Final	n/a	n/a	n/a	n/a	n/a	n/a
1294	43	Multi-Family Energy Efficiency Rebates	Consumer, Consumer Low-Income	2009	Final	n/a	n/a	n/a	n/a	n/a	n/a
1295	43	Multi-Family Energy Efficiency Rebates	Consumer, Consumer Low-Income	2009	Final	n/a	n/a	n/a	n/a	n/a	n/a
1296	43	Multi-Family Energy Efficiency Rebates	Consumer, Consumer Low-Income	2009	Final	n/a	n/a	n/a	n/a	n/a	n/a
1297	43	Multi-Family Energy Efficiency Rebates	Consumer, Consumer Low-Income	2009	Final	n/a	n/a	n/a	n/a	n/a	n/a
1298	43	Multi-Family Energy Efficiency Rebates	Consumer, Consumer Low-Income	2009	Final	n/a	n/a	n/a	n/a	n/a	n/a
1299	43	Multi-Family Energy Efficiency Rebates	Consumer, Consumer Low-Income	2009	Final	n/a	n/a	n/a	n/a	n/a	n/a
1300	43	Multi-Family Energy Efficiency Rebates	Consumer, Consumer Low-Income	2009	Final	n/a	n/a	n/a	n/a	n/a	n/a
1301	43	Multi-Family Energy Efficiency Rebates	Consumer, Consumer Low-Income	2009	Final	n/a	n/a	n/a	n/a	n/a	n/a
1302	43	Multi-Family Energy Efficiency Rebates	Consumer, Consumer Low-Income	2009	Final	n/a	n/a	n/a	n/a	n/a	n/a
1303	43	Multi-Family Energy Efficiency Rebates	Consumer, Consumer Low-Income	2009	Final	n/a	n/a	n/a	n/a	n/a	n/a
1304	43	Multi-Family Energy Efficiency Rebates	Consumer, Consumer Low-Income	2009	Final	n/a	n/a	n/a	n/a	n/a	n/a
1305	43	Multi-Family Energy Efficiency Rebates	Consumer, Consumer Low-Income	2009	Final	n/a	n/a	n/a	n/a	n/a	n/a
1306	43	Multi-Family Energy Efficiency Rebates	Consumer, Consumer Low-Income	2009	Final	n/a	n/a	n/a	n/a	n/a	n/a
1307	43	Multi-Family Energy Efficiency Rebates	Consumer, Consumer Low-Income	2009	Final	n/a	n/a	n/a	n/a	n/a	n/a
1308	43	Multi-Family Energy Efficiency Rebates	Consumer, Consumer Low-Income	2009	Final	n/a	n/a	n/a	n/a	n/a	n/a
1309	43	Multi-Family Energy Efficiency Rebates	Consumer, Consumer Low-Income	2009	Final	n/a	n/a	n/a	n/a	n/a	n/a
1310	43	Multi-Family Energy Efficiency Rebates	Consumer, Consumer Low-Income	2009	Final	n/a	n/a	n/a	n/a	n/a	n/a
1311	43	Multi-Family Energy Efficiency Rebates	Consumer, Consumer Low-Income	2009	Final	n/a	n/a	n/a	n/a	n/a	n/a
1312	43	Multi-Family Energy Efficiency Rebates	Consumer, Consumer Low-Income	2009	Final	n/a	n/a	n/a	n/a	n/a	n/a
1313	43	Multi-Family Energy Efficiency Rebates	Consumer, Consumer Low-Income	2009	Final	n/a	n/a	n/a	n/a	n/a	n/a
1314	43	Multi-Family Energy Efficiency Rebates	Consumer, Consumer Low-Income	2009	Final	n/a	n/a	n/a	n/a	n/a	n/a
1315	43	Multi-Family Energy Efficiency Rebates	Consumer, Consumer Low-Income	2009	Final	n/a	n/a	n/a	n/a	n/a	n/a
1316	43	Multi-Family Energy Efficiency Rebates	Consumer, Consumer Low-Income	2009	Final	n/a	n/a	n/a	n/a	n/a	n/a
1317	43	Multi-Family Energy Efficiency Rebates	Consumer, Consumer Low-Income	2009	Final	n/a	n/a	n/a	n/a	n/a	n/a
1318	43	Multi-Family Energy Efficiency Rebates	Consumer, Consumer Low-Income	2009	Final	n/a	n/a	n/a	n/a	n/a	n/a
1319	43	Multi-Family Energy Efficiency Rebates	Consumer, Consumer Low-Income	2009	Final	n/a	n/a	n/a	n/a	n/a	n/a
1320	43	Multi-Family Energy Efficiency Rebates	Consumer, Consumer Low-Income	2009	Final	n/a	n/a	n/a	n/a	n/a	n/a
1321	43	Multi-Family Energy Efficiency Rebates	Consumer, Consumer Low-Income	2009	Final	n/a	n/a	n/a	n/a	n/a	n/a
1322	43	Multi-Family Energy Efficiency Rebates	Consumer, Consumer Low-Income	2009	Final	n/a	n/a	n/a	n/a	n/a	n/a
1323	43	Multi-Family Energy Efficiency Rebates	Consumer, Consumer Low-Income	2009	Final	n/a	n/a	n/a	n/a	n/a	n/a
1324	43	Multi-Family Energy Efficiency Rebates	Consumer, Consumer Low-Income	2009	Final	n/a	n/a	n/a	n/a	n/a	n/a
1325	43	Multi-Family Energy Efficiency Rebates	Consumer, Consumer Low-Income	2009	Final	n/a	n/a	n/a	n/a	n/a	n/a
1326	43	Multi-Family Energy Efficiency Rebates	Consumer, Consumer Low-Income	2009	Final	n/a	n/a	n/a	n/a	n/a	n/a



# OPA Conservation & Demand Management Programs

Measure Results at End-User Level

For: Horizon Utilities Corporation

#	Initiative Number	Initiative Name	Program Name	Program Year	Results Status	#
1327	43	Multi-Family Energy Efficiency Rebates	Consumer, Consumer Low-Income	2009	Final	204
1328	43	Multi-Family Energy Efficiency Rebates	Consumer, Consumer Low-Income	2009	Final	205
1329	43	Multi-Family Energy Efficiency Rebates	Consumer, Consumer Low-Income	2009	Final	206
1330	43	Multi-Family Energy Efficiency Rebates	Consumer, Consumer Low-Income	2009	Final	207
1331	43	Multi-Family Energy Efficiency Rebates	Consumer, Consumer Low-Income	2009	Final	208
1332	43	Multi-Family Energy Efficiency Rebates	Consumer, Consumer Low-Income	2009	Final	209
1333	43	Multi-Family Energy Efficiency Rebates	Consumer, Consumer Low-Income	2009	Final	210
1334	43	Multi-Family Energy Efficiency Rebates	Consumer, Consumer Low-Income	2009	Final	211
1335	43	Multi-Family Energy Efficiency Rebates	Consumer, Consumer Low-Income	2009	Final	212
1336	43	Multi-Family Energy Efficiency Rebates	Consumer, Consumer Low-Income	2009	Final	213
1337	43	Multi-Family Energy Efficiency Rebates	Consumer, Consumer Low-Income	2009	Final	214
1338	43	Multi-Family Energy Efficiency Rebates	Consumer, Consumer Low-Income	2009	Final	215
1339	43	Multi-Family Energy Efficiency Rebates	Consumer, Consumer Low-Income	2009	Final	216
1340	43	Multi-Family Energy Efficiency Rebates	Consumer, Consumer Low-Income	2009	Final	217
1341	43	Multi-Family Energy Efficiency Rebates	Consumer, Consumer Low-Income	2009	Final	218
1342	43	Multi-Family Energy Efficiency Rebates	Consumer, Consumer Low-Income	2009	Final	219
1343	43	Multi-Family Energy Efficiency Rebates	Consumer, Consumer Low-Income	2009	Final	220
1344	43	Multi-Family Energy Efficiency Rebates	Consumer, Consumer Low-Income	2009	Final	221
1345	43	Multi-Family Energy Efficiency Rebates	Consumer, Consumer Low-Income	2009	Final	222
1346	43	Multi-Family Energy Efficiency Rebates	Consumer, Consumer Low-Income	2009	Final	223
1347	43	Multi-Family Energy Efficiency Rebates	Consumer, Consumer Low-Income	2009	Final	224
1348	43	Multi-Family Energy Efficiency Rebates	Consumer, Consumer Low-Income	2009	Final	225
1349	43	Multi-Family Energy Efficiency Rebates	Consumer, Consumer Low-Income	2009	Final	226
1350	43	Multi-Family Energy Efficiency Rebates	Consumer, Consumer Low-Income	2009	Final	227
1351	43	Multi-Family Energy Efficiency Rebates	Consumer, Consumer Low-Income	2009	Final	228
1352	43	Multi-Family Energy Efficiency Rebates	Consumer, Consumer Low-Income	2009	Final	229
1353	43	Multi-Family Energy Efficiency Rebates	Consumer, Consumer Low-Income	2009	Final	230
1354	43	Multi-Family Energy Efficiency Rebates	Consumer, Consumer Low-Income	2009	Final	231
1355	43	Multi-Family Energy Efficiency Rebates	Consumer, Consumer Low-Income	2009	Final	232
1356	43	Multi-Family Energy Efficiency Rebates	Consumer, Consumer Low-Income	2009	Final	233
1357	43	Multi-Family Energy Efficiency Rebates	Consumer, Consumer Low-Income	2009	Final	234
1358	43	Multi-Family Energy Efficiency Rebates	Consumer, Consumer Low-Income	2009	Final	235
1359	43	Multi-Family Energy Efficiency Rebates	Consumer, Consumer Low-Income	2009	Final	236
1360	43	Multi-Family Energy Efficiency Rebates	Consumer, Consumer Low-Income	2009	Final	237

# OPA Conservation & Demand Management Programs

## Measure Results at End-User Level

For: **Horizon Utilities Corporation**

#	Initiative Number	Initiative Name	Program Name	Program Year	Results Status	Measure Name
1327	43	Multi-Family Energy Efficiency Rebates	Consumer, Consumer Low-Income	2009	Final	MetalHalide_360W - Retail / Common Area Savings application - Multi-Unit Residential Building sector
1328	43	Multi-Family Energy Efficiency Rebates	Consumer, Consumer Low-Income	2009	Final	HighPressure_225W - Retail / Common Area Savings application - Multi-Unit Residential Building sector
1329	43	Multi-Family Energy Efficiency Rebates	Consumer, Consumer Low-Income	2009	Final	ElecBallast_MetalHde200-W - Retail / Common Area Savings application - Multi-Unit Residential Building sector
1330	43	Multi-Family Energy Efficiency Rebates	Consumer, Consumer Low-Income	2009	Final	ElecBallast_MetalHde250-360W - Retail / Common Area Savings application - Multi-Unit Residential Building sector
1331	43	Multi-Family Energy Efficiency Rebates	Consumer, Consumer Low-Income	2009	Final	ElecBallast_MetalHde400+W - Retail / Common Area Savings application - Multi-Unit Residential Building sector
1332	43	Multi-Family Energy Efficiency Rebates	Consumer, Consumer Low-Income	2009	Final	ElecBallast_HighPress200-W - Retail / Common Area Savings application - Multi-Unit Residential Building sector
1333	43	Multi-Family Energy Efficiency Rebates	Consumer, Consumer Low-Income	2009	Final	ElecBallast_HighPress250W - Retail / Common Area Savings application - Multi-Unit Residential Building sector
1334	43	Multi-Family Energy Efficiency Rebates	Consumer, Consumer Low-Income	2009	Final	ElecBallast_HighPress400W - Retail / Common Area Savings application - Multi-Unit Residential Building sector
1335	43	Multi-Family Energy Efficiency Rebates	Consumer, Consumer Low-Income	2009	Final	ElecBallast_HighPress600W - Retail / Common Area Savings application - Multi-Unit Residential Building sector
1336	43	Multi-Family Energy Efficiency Rebates	Consumer, Consumer Low-Income	2009	Final	ElecBallast_HighPress1000W - Retail / Common Area Savings application - Multi-Unit Residential Building sector
1337	43	Multi-Family Energy Efficiency Rebates	Consumer, Consumer Low-Income	2009	Final	OccSen_SwitchPlate - Retail / Common Area Savings application - Multi-Unit Residential Building sector
1338	43	Multi-Family Energy Efficiency Rebates	Consumer, Consumer Low-Income	2009	Final	OccSen_CelingMounted - Retail / Common Area Savings application - Multi-Unit Residential Building sector
1339	43	Multi-Family Energy Efficiency Rebates	Consumer, Consumer Low-Income	2009	Final	TempControls_InSuiteHeat - Retail / Common Area Savings application - Multi-Unit Residential Building sector
1340	43	Multi-Family Energy Efficiency Rebates	Consumer, Consumer Low-Income	2009	Final	TempControls_InSuiteCool - Retail / Common Area Savings application - Multi-Unit Residential Building sector
1341	43	Multi-Family Energy Efficiency Rebates	Consumer, Consumer Low-Income	2009	Final	TempControls_Heat&Cool - Retail / Common Area Savings application - Multi-Unit Residential Building sector
1342	43	Multi-Family Energy Efficiency Rebates	Consumer, Consumer Low-Income	2009	Final	ECM_AirFurnace - Retail / Common Area Savings application - Multi-Unit Residential Building sector
1343	43	Multi-Family Energy Efficiency Rebates	Consumer, Consumer Low-Income	2009	Final	GroundSource_LowRise - Retail / Common Area Savings application - Multi-Unit Residential Building sector
1344	43	Multi-Family Energy Efficiency Rebates	Consumer, Consumer Low-Income	2009	Final	GroundSource_HighRise - Retail / Common Area Savings application - Multi-Unit Residential Building sector
1345	43	Multi-Family Energy Efficiency Rebates	Consumer, Consumer Low-Income	2009	Final	GroundSource_Average - Retail / Common Area Savings application - Multi-Unit Residential Building sector
1346	43	Multi-Family Energy Efficiency Rebates	Consumer, Consumer Low-Income	2009	Final	Non-ElectricChillers - Retail / Common Area Savings application - Multi-Unit Residential Building sector
1347	43	Multi-Family Energy Efficiency Rebates	Consumer, Consumer Low-Income	2009	Final	EnerStarWasher - Retail / Common Area Savings application - Multi-Unit Residential Building sector
1348	43	Multi-Family Energy Efficiency Rebates	Consumer, Consumer Low-Income	2009	Final	NaturalGasDryer_InSuite - Retail / Common Area Savings application - Multi-Unit Residential Building sector
1349	43	Multi-Family Energy Efficiency Rebates	Consumer, Consumer Low-Income	2009	Final	NaturalGasDryer_Common - Retail / Common Area Savings application - Multi-Unit Residential Building sector
1350	43	Multi-Family Energy Efficiency Rebates	Consumer, Consumer Low-Income	2009	Final	EnergyStar_DishWasher - Retail / Common Area Savings application - Multi-Unit Residential Building sector
1351	43	Multi-Family Energy Efficiency Rebates	Consumer, Consumer Low-Income	2009	Final	EnergyStar_Fridge - Retail / Common Area Savings application - Multi-Unit Residential Building sector
1352	43	Multi-Family Energy Efficiency Rebates	Consumer, Consumer Low-Income	2009	Final	EnergyStar_CeilingFan - Retail / Common Area Savings application - Multi-Unit Residential Building sector
1353	43	Multi-Family Energy Efficiency Rebates	Consumer, Consumer Low-Income	2009	Final	Non-ElectricWaterHeater - Retail / Common Area Savings application - Multi-Unit Residential Building sector
1354	43	Multi-Family Energy Efficiency Rebates	Consumer, Consumer Low-Income	2009	Final	SolarHotWaterCollector - Retail / Common Area Savings application - Multi-Unit Residential Building sector
1355	43	Multi-Family Energy Efficiency Rebates	Consumer, Consumer Low-Income	2009	Final	Non-ElectricTankHotWater - Retail / Common Area Savings application - Multi-Unit Residential Building sector
1356	43	Multi-Family Energy Efficiency Rebates	Consumer, Consumer Low-Income	2009	Final	DrainWaterHeatRecovery - Retail / Common Area Savings application - Multi-Unit Residential Building sector
1357	43	Multi-Family Energy Efficiency Rebates	Consumer, Consumer Low-Income	2009	Final	DomesticHotWaterRecirc - Retail / Common Area Savings application - Multi-Unit Residential Building sector
1358	43	Multi-Family Energy Efficiency Rebates	Consumer, Consumer Low-Income	2009	Final	Custom Project - Custom Project application - Multi-Unit Residential Building sector
1359	43	Multi-Family Energy Efficiency Rebates	Consumer, Consumer Low-Income	2009	Final	EnergyStarExitSigns - Corridor / Parking Area Energy Savings application - Low-Income sector
1360	43	Multi-Family Energy Efficiency Rebates	Consumer, Consumer Low-Income	2009	Final	FridgeLEDStripLight - Corridor / Parking Area Energy Savings application - Low-Income sector

## Measure Results at End-User Level

[illegible]

Unit Savings Analysis			
Gross Summer Peak Demand Savings (kW)	Gross Annual Energy Savings (kWh)	Gross Lifetime Energy Savings (kWh)	Net Summer Peak Demand Savings (kW)
Quasi-Prescriptive	Quasi-Prescriptive	Quasi-Prescriptive	Quasi-Prescriptive
Quasi-Prescriptive	Quasi-Prescriptive	Quasi-Prescriptive	Quasi-Prescriptive
Quasi-Prescriptive	Quasi-Prescriptive	Quasi-Prescriptive	Quasi-Prescriptive
Quasi-Prescriptive	Quasi-Prescriptive	Quasi-Prescriptive	Quasi-Prescriptive
Quasi-Prescriptive	Quasi-Prescriptive	Quasi-Prescriptive	Quasi-Prescriptive
Quasi-Prescriptive	Quasi-Prescriptive	Quasi-Prescriptive	Quasi-Prescriptive
Quasi-Prescriptive	Quasi-Prescriptive	Quasi-Prescriptive	Quasi-Prescriptive
Quasi-Prescriptive	Quasi-Prescriptive	Quasi-Prescriptive	Quasi-Prescriptive
Quasi-Prescriptive	Quasi-Prescriptive	Quasi-Prescriptive	Quasi-Prescriptive
Quasi-Prescriptive	Quasi-Prescriptive	Quasi-Prescriptive	Quasi-Prescriptive
Quasi-Prescriptive	Quasi-Prescriptive	Quasi-Prescriptive	Quasi-Prescriptive
Quasi-Prescriptive	Quasi-Prescriptive	Quasi-Prescriptive	Quasi-Prescriptive
Quasi-Prescriptive	Quasi-Prescriptive	Quasi-Prescriptive	Quasi-Prescriptive
Quasi-Prescriptive	Quasi-Prescriptive	Quasi-Prescriptive	Quasi-Prescriptive
Quasi-Prescriptive	Quasi-Prescriptive	Quasi-Prescriptive	Quasi-Prescriptive
Quasi-Prescriptive	Quasi-Prescriptive	Quasi-Prescriptive	Quasi-Prescriptive
Quasi-Prescriptive	Quasi-Prescriptive	Quasi-Prescriptive	Quasi-Prescriptive
Quasi-Prescriptive	Quasi-Prescriptive	Quasi-Prescriptive	Quasi-Prescriptive
Quasi-Prescriptive	Quasi-Prescriptive	Quasi-Prescriptive	Quasi-Prescriptive
Quasi-Prescriptive	Quasi-Prescriptive	Quasi-Prescriptive	Quasi-Prescriptive
Quasi-Prescriptive	Quasi-Prescriptive	Quasi-Prescriptive	Quasi-Prescriptive
Custom	Custom	Custom	Custom
Quasi-Prescriptive	Quasi-Prescriptive	Quasi-Prescriptive	Quasi-Prescriptive
Quasi-Prescriptive	Quasi-Prescriptive	Quasi-Prescriptive	Quasi-Prescriptive

## Measure Results at End-User Level

[illegible]

## Measure Results at End-User Level

[illegible]



OPA Conservation & Demand Management Programs

Measure Results at End-User Level

For: Horizon Utilities Corporation

#	Initiative Number	Initiative Name	Program Name	Program Year	Results Status	#
1361	43	Multi-Family Energy Efficiency Rebates	Consumer, Consumer Low-Income	2009	Final	238
1362	43	Multi-Family Energy Efficiency Rebates	Consumer, Consumer Low-Income	2009	Final	239
1363	43	Multi-Family Energy Efficiency Rebates	Consumer, Consumer Low-Income	2009	Final	240
1364	43	Multi-Family Energy Efficiency Rebates	Consumer, Consumer Low-Income	2009	Final	241
1365	43	Multi-Family Energy Efficiency Rebates	Consumer, Consumer Low-Income	2009	Final	242
1366	43	Multi-Family Energy Efficiency Rebates	Consumer, Consumer Low-Income	2009	Final	243
1367	43	Multi-Family Energy Efficiency Rebates	Consumer, Consumer Low-Income	2009	Final	244
1368	43	Multi-Family Energy Efficiency Rebates	Consumer, Consumer Low-Income	2009	Final	245
1369	43	Multi-Family Energy Efficiency Rebates	Consumer, Consumer Low-Income	2009	Final	246
1370	43	Multi-Family Energy Efficiency Rebates	Consumer, Consumer Low-Income	2009	Final	247
1371	43	Multi-Family Energy Efficiency Rebates	Consumer, Consumer Low-Income	2009	Final	248
1372	43	Multi-Family Energy Efficiency Rebates	Consumer, Consumer Low-Income	2009	Final	249
1373	43	Multi-Family Energy Efficiency Rebates	Consumer, Consumer Low-Income	2009	Final	250
1374	43	Multi-Family Energy Efficiency Rebates	Consumer, Consumer Low-Income	2009	Final	251
1375	43	Multi-Family Energy Efficiency Rebates	Consumer, Consumer Low-Income	2009	Final	252
1376	43	Multi-Family Energy Efficiency Rebates	Consumer, Consumer Low-Income	2009	Final	253
1377	43	Multi-Family Energy Efficiency Rebates	Consumer, Consumer Low-Income	2009	Final	254
1378	43	Multi-Family Energy Efficiency Rebates	Consumer, Consumer Low-Income	2009	Final	255
1379	43	Multi-Family Energy Efficiency Rebates	Consumer, Consumer Low-Income	2009	Final	256
1380	43	Multi-Family Energy Efficiency Rebates	Consumer, Consumer Low-Income	2009	Final	257
1381	43	Multi-Family Energy Efficiency Rebates	Consumer, Consumer Low-Income	2009	Final	258
1382	43	Multi-Family Energy Efficiency Rebates	Consumer, Consumer Low-Income	2009	Final	259
1383	43	Multi-Family Energy Efficiency Rebates	Consumer, Consumer Low-Income	2009	Final	260
1384	43	Multi-Family Energy Efficiency Rebates	Consumer, Consumer Low-Income	2009	Final	261
1385	43	Multi-Family Energy Efficiency Rebates	Consumer, Consumer Low-Income	2009	Final	262
1386	43	Multi-Family Energy Efficiency Rebates	Consumer, Consumer Low-Income	2009	Final	263
1387	43	Multi-Family Energy Efficiency Rebates	Consumer, Consumer Low-Income	2009	Final	264
1388	43	Multi-Family Energy Efficiency Rebates	Consumer, Consumer Low-Income	2009	Final	265
1389	43	Multi-Family Energy Efficiency Rebates	Consumer, Consumer Low-Income	2009	Final	266
1390	43	Multi-Family Energy Efficiency Rebates	Consumer, Consumer Low-Income	2009	Final	267
1391	43	Multi-Family Energy Efficiency Rebates	Consumer, Consumer Low-Income	2009	Final	268
1392	43	Multi-Family Energy Efficiency Rebates	Consumer, Consumer Low-Income	2009	Final	269
1393	43	Multi-Family Energy Efficiency Rebates	Consumer, Consumer Low-Income	2009	Final	270
1394	43	Multi-Family Energy Efficiency Rebates	Consumer, Consumer Low-Income	2009	Final	271



# OPA Conservation & Demand Management Programs

Measure Results at End-User Level

For: Horizon Utilities Corporation

#	Initiative Number	Initiative Name	Program Name	Program Year	Results Status	Measure Name
1361	43	Multi-Family Energy Efficiency Rebates	Consumer, Consumer Low-Income	2009	Final	NonDimmCFLsScrew_In - Corridor / Parking Area Energy Savings application - Low-Income sector
1362	43	Multi-Family Energy Efficiency Rebates	Consumer, Consumer Low-Income	2009	Final	NonDimmCFLs_par11W - Corridor / Parking Area Energy Savings application - Low-Income sector
1363	43	Multi-Family Energy Efficiency Rebates	Consumer, Consumer Low-Income	2009	Final	NonDimmCFLs_par12-20W - Corridor / Parking Area Energy Savings application - Low-Income sector
1364	43	Multi-Family Energy Efficiency Rebates	Consumer, Consumer Low-Income	2009	Final	NonDimmCFLs_par20+W - Corridor / Parking Area Energy Savings application - Low-Income sector
1365	43	Multi-Family Energy Efficiency Rebates	Consumer, Consumer Low-Income	2009	Final	Dimm&NonDimmCFL2-pin14W - - Corridor / Parking Area Energy Savings application - Low-Income sector
1366	43	Multi-Family Energy Efficiency Rebates	Consumer, Consumer Low-Income	2009	Final	Dimm&NonDimmCFL2-pin26W - - Corridor / Parking Area Energy Savings application - Low-Income sector
1367	43	Multi-Family Energy Efficiency Rebates	Consumer, Consumer Low-Income	2009	Final	Dimm&NonDimmCFL2-pin39W - - Corridor / Parking Area Energy Savings application - Low-Income sector
1368	43	Multi-Family Energy Efficiency Rebates	Consumer, Consumer Low-Income	2009	Final	Dimm&NonDimmCFL4-pin14W - - Corridor / Parking Area Energy Savings application - Low-Income sector
1369	43	Multi-Family Energy Efficiency Rebates	Consumer, Consumer Low-Income	2009	Final	Dimm&NonDimmCFL4-pin26W - - Corridor / Parking Area Energy Savings application - Low-Income sector
1370	43	Multi-Family Energy Efficiency Rebates	Consumer, Consumer Low-Income	2009	Final	Dimm&NonDimmCFL4-pin39W - - Corridor / Parking Area Energy Savings application - Low-Income sector
1371	43	Multi-Family Energy Efficiency Rebates	Consumer, Consumer Low-Income	2009	Final	DimmCFLs_0-16W - Corridor / Parking Area Energy Savings application - Low-Income sector
1372	43	Multi-Family Energy Efficiency Rebates	Consumer, Consumer Low-Income	2009	Final	DimmCFLs_17-20W - Corridor / Parking Area Energy Savings application - Low-Income sector
1373	43	Multi-Family Energy Efficiency Rebates	Consumer, Consumer Low-Income	2009	Final	DimmCFLs_21+W - Corridor / Parking Area Energy Savings application - Low-Income sector
1374	43	Multi-Family Energy Efficiency Rebates	Consumer, Consumer Low-Income	2009	Final	StandardT8_Single - Corridor / Parking Area Energy Savings application - Low-Income sector
1375	43	Multi-Family Energy Efficiency Rebates	Consumer, Consumer Low-Income	2009	Final	StandardT8_Two - Corridor / Parking Area Energy Savings application - Low-Income sector
1376	43	Multi-Family Energy Efficiency Rebates	Consumer, Consumer Low-Income	2009	Final	StandardT8_Three - Corridor / Parking Area Energy Savings application - Low-Income sector
1377	43	Multi-Family Energy Efficiency Rebates	Consumer, Consumer Low-Income	2009	Final	StandardT8_Four - Corridor / Parking Area Energy Savings application - Low-Income sector
1378	43	Multi-Family Energy Efficiency Rebates	Consumer, Consumer Low-Income	2009	Final	RWHighT8Fixtures_Single - Corridor / Parking Area Energy Savings application - Low-Income sector
1379	43	Multi-Family Energy Efficiency Rebates	Consumer, Consumer Low-Income	2009	Final	RWHighT8Fixtures_Two - Corridor / Parking Area Energy Savings application - Low-Income sector
1380	43	Multi-Family Energy Efficiency Rebates	Consumer, Consumer Low-Income	2009	Final	RWHighT8Fixtures_Three - Corridor / Parking Area Energy Savings application - Low-Income sector
1381	43	Multi-Family Energy Efficiency Rebates	Consumer, Consumer Low-Income	2009	Final	RWHighT8Fixtures_Four - Corridor / Parking Area Energy Savings application - Low-Income sector
1382	43	Multi-Family Energy Efficiency Rebates	Consumer, Consumer Low-Income	2009	Final	StdMedBayT8_Four - Corridor / Parking Area Energy Savings application - Low-Income sector
1383	43	Multi-Family Energy Efficiency Rebates	Consumer, Consumer Low-Income	2009	Final	MedBayT8_Six - Corridor / Parking Area Energy Savings application - Low-Income sector
1384	43	Multi-Family Energy Efficiency Rebates	Consumer, Consumer Low-Income	2009	Final	MedBayT8_Eight - Corridor / Parking Area Energy Savings application - Low-Income sector
1385	43	Multi-Family Energy Efficiency Rebates	Consumer, Consumer Low-Income	2009	Final	HighMedBayT8_Four - Corridor / Parking Area Energy Savings application - Low-Income sector
1386	43	Multi-Family Energy Efficiency Rebates	Consumer, Consumer Low-Income	2009	Final	HighMedBayT8_Six - Corridor / Parking Area Energy Savings application - Low-Income sector
1387	43	Multi-Family Energy Efficiency Rebates	Consumer, Consumer Low-Income	2009	Final	HighMedBayT8_Eight - Corridor / Parking Area Energy Savings application - Low-Income sector
1388	43	Multi-Family Energy Efficiency Rebates	Consumer, Consumer Low-Income	2009	Final	T5Fixture_1Lamp - Corridor / Parking Area Energy Savings application - Low-Income sector
1389	43	Multi-Family Energy Efficiency Rebates	Consumer, Consumer Low-Income	2009	Final	T5Fixture_2Lamps - Corridor / Parking Area Energy Savings application - Low-Income sector
1390	43	Multi-Family Energy Efficiency Rebates	Consumer, Consumer Low-Income	2009	Final	T5Fixture_3Lamps - Corridor / Parking Area Energy Savings application - Low-Income sector
1391	43	Multi-Family Energy Efficiency Rebates	Consumer, Consumer Low-Income	2009	Final	T5Fixture_HO1Lamp - Corridor / Parking Area Energy Savings application - Low-Income sector
1392	43	Multi-Family Energy Efficiency Rebates	Consumer, Consumer Low-Income	2009	Final	T5Fixture_HO2Lamp - Corridor / Parking Area Energy Savings application - Low-Income sector
1393	43	Multi-Family Energy Efficiency Rebates	Consumer, Consumer Low-Income	2009	Final	T5MedHighFixture_4Lamp - Corridor / Parking Area Energy Savings application - Low-Income sector
1394	43	Multi-Family Energy Efficiency Rebates	Consumer, Consumer Low-Income	2009	Final	T5MedHighFixture_6Lamp - Corridor / Parking Area Energy Savings application - Low-Income sector

## Measure Results at End-User Level

[illegible][illegible]

## Measure Results at End-User Level

[illegible]

## Measure Results at End-User Level

[illegible]

OPA Conservation & Demand Management Programs

Measure Results at End-User Level

For: Horizon Utilities Corporation

#	Initiative Number	Initiative Name	Program Name	Program Year	Results Status	#
1395	43	Multi-Family Energy Efficiency Rebates	Consumer, Consumer Low-Income	2009	Final	272
1396	43	Multi-Family Energy Efficiency Rebates	Consumer, Consumer Low-Income	2009	Final	273
1397	43	Multi-Family Energy Efficiency Rebates	Consumer, Consumer Low-Income	2009	Final	274
1398	43	Multi-Family Energy Efficiency Rebates	Consumer, Consumer Low-Income	2009	Final	275
1399	43	Multi-Family Energy Efficiency Rebates	Consumer, Consumer Low-Income	2009	Final	276
1400	43	Multi-Family Energy Efficiency Rebates	Consumer, Consumer Low-Income	2009	Final	277
1401	43	Multi-Family Energy Efficiency Rebates	Consumer, Consumer Low-Income	2009	Final	278
1402	43	Multi-Family Energy Efficiency Rebates	Consumer, Consumer Low-Income	2009	Final	279
1403	43	Multi-Family Energy Efficiency Rebates	Consumer, Consumer Low-Income	2009	Final	280
1404	43	Multi-Family Energy Efficiency Rebates	Consumer, Consumer Low-Income	2009	Final	281
1405	43	Multi-Family Energy Efficiency Rebates	Consumer, Consumer Low-Income	2009	Final	282
1406	43	Multi-Family Energy Efficiency Rebates	Consumer, Consumer Low-Income	2009	Final	283
1407	43	Multi-Family Energy Efficiency Rebates	Consumer, Consumer Low-Income	2009	Final	284
1408	43	Multi-Family Energy Efficiency Rebates	Consumer, Consumer Low-Income	2009	Final	285
1409	43	Multi-Family Energy Efficiency Rebates	Consumer, Consumer Low-Income	2009	Final	286
1410	43	Multi-Family Energy Efficiency Rebates	Consumer, Consumer Low-Income	2009	Final	287
1411	43	Multi-Family Energy Efficiency Rebates	Consumer, Consumer Low-Income	2009	Final	288
1412	43	Multi-Family Energy Efficiency Rebates	Consumer, Consumer Low-Income	2009	Final	289
1413	43	Multi-Family Energy Efficiency Rebates	Consumer, Consumer Low-Income	2009	Final	290
1414	43	Multi-Family Energy Efficiency Rebates	Consumer, Consumer Low-Income	2009	Final	291
1415	43	Multi-Family Energy Efficiency Rebates	Consumer, Consumer Low-Income	2009	Final	292
1416	43	Multi-Family Energy Efficiency Rebates	Consumer, Consumer Low-Income	2009	Final	293
1417	43	Multi-Family Energy Efficiency Rebates	Consumer, Consumer Low-Income	2009	Final	294
1418	43	Multi-Family Energy Efficiency Rebates	Consumer, Consumer Low-Income	2009	Final	295
1419	43	Multi-Family Energy Efficiency Rebates	Consumer, Consumer Low-Income	2009	Final	296
1420	43	Multi-Family Energy Efficiency Rebates	Consumer, Consumer Low-Income	2009	Final	297
1421	43	Multi-Family Energy Efficiency Rebates	Consumer, Consumer Low-Income	2009	Final	298
1422	43	Multi-Family Energy Efficiency Rebates	Consumer, Consumer Low-Income	2009	Final	299
1423	43	Multi-Family Energy Efficiency Rebates	Consumer, Consumer Low-Income	2009	Final	300
1424	43	Multi-Family Energy Efficiency Rebates	Consumer, Consumer Low-Income	2009	Final	301
1425	43	Multi-Family Energy Efficiency Rebates	Consumer, Consumer Low-Income	2009	Final	302
1426	43	Multi-Family Energy Efficiency Rebates	Consumer, Consumer Low-Income	2009	Final	303
1427	43	Multi-Family Energy Efficiency Rebates	Consumer, Consumer Low-Income	2009	Final	304
1428	43	Multi-Family Energy Efficiency Rebates	Consumer, Consumer Low-Income	2009	Final	305



# OPA Conservation & Demand Management Programs

Measure Results at End-User Level

For: Horizon Utilities Corporation

#	Initiative Number	Initiative Name	Program Name	Program Year	Results Status	Measure Name
1395	43	Multi-Family Energy Efficiency Rebates	Consumer, Consumer Low-Income	2009	Final	T5MedHighFixture_8Lamp - Corridor / Parking Area Energy Savings application - Low-Income sector
1396	43	Multi-Family Energy Efficiency Rebates	Consumer, Consumer Low-Income	2009	Final	T5MedHighFixture_10Lamp - Corridor / Parking Area Energy Savings application - Low-Income sector
1397	43	Multi-Family Energy Efficiency Rebates	Consumer, Consumer Low-Income	2009	Final	T5MedHighFixture_12Lamp - Corridor / Parking Area Energy Savings application - Low-Income sector
1398	43	Multi-Family Energy Efficiency Rebates	Consumer, Consumer Low-Income	2009	Final	PulseStart_MetalHalide - Corridor / Parking Area Energy Savings application - Low-Income sector
1399	43	Multi-Family Energy Efficiency Rebates	Consumer, Consumer Low-Income	2009	Final	InfraredHalogen_25W - Corridor / Parking Area Energy Savings application - Low-Income sector
1400	43	Multi-Family Energy Efficiency Rebates	Consumer, Consumer Low-Income	2009	Final	InfraredHalogen_26-35W - Corridor / Parking Area Energy Savings application - Low-Income sector
1401	43	Multi-Family Energy Efficiency Rebates	Consumer, Consumer Low-Income	2009	Final	InfraredHalogen_36-48W - Corridor / Parking Area Energy Savings application - Low-Income sector
1402	43	Multi-Family Energy Efficiency Rebates	Consumer, Consumer Low-Income	2009	Final	InfraredHalogen_49-60W - Corridor / Parking Area Energy Savings application - Low-Income sector
1403	43	Multi-Family Energy Efficiency Rebates	Consumer, Consumer Low-Income	2009	Final	Self-BallastedMetalHalide120W - Corridor / Parking Area Energy Savings application - Low-Income sector
1404	43	Multi-Family Energy Efficiency Rebates	Consumer, Consumer Low-Income	2009	Final	Self-BallastedMetalHalide50W - Corridor / Parking Area Energy Savings application - Low-Income sector
1405	43	Multi-Family Energy Efficiency Rebates	Consumer, Consumer Low-Income	2009	Final	MetalHalide_150W - Corridor / Parking Area Energy Savings application - Low-Income sector
1406	43	Multi-Family Energy Efficiency Rebates	Consumer, Consumer Low-Income	2009	Final	MetalHalide_360W - Corridor / Parking Area Energy Savings application - Low-Income sector
1407	43	Multi-Family Energy Efficiency Rebates	Consumer, Consumer Low-Income	2009	Final	HighPressure_225W - Corridor / Parking Area Energy Savings application - Low-Income sector
1408	43	Multi-Family Energy Efficiency Rebates	Consumer, Consumer Low-Income	2009	Final	ElecBallast_MetalHde200-W - Corridor / Parking Area Energy Savings application - Low-Income sector
1409	43	Multi-Family Energy Efficiency Rebates	Consumer, Consumer Low-Income	2009	Final	ElecBallast_MetalHde250-360W - Corridor / Parking Area Energy Savings application - Low-Income sector
1410	43	Multi-Family Energy Efficiency Rebates	Consumer, Consumer Low-Income	2009	Final	ElecBallast_MetalHde400+W - Corridor / Parking Area Energy Savings application - Low-Income sector
1411	43	Multi-Family Energy Efficiency Rebates	Consumer, Consumer Low-Income	2009	Final	ElecBallast_HighPress200-W - Corridor / Parking Area Energy Savings application - Low-Income sector
1412	43	Multi-Family Energy Efficiency Rebates	Consumer, Consumer Low-Income	2009	Final	ElecBallast_HighPress250W - Corridor / Parking Area Energy Savings application - Low-Income sector
1413	43	Multi-Family Energy Efficiency Rebates	Consumer, Consumer Low-Income	2009	Final	ElecBallast_HighPress400W - Corridor / Parking Area Energy Savings application - Low-Income sector
1414	43	Multi-Family Energy Efficiency Rebates	Consumer, Consumer Low-Income	2009	Final	ElecBallast_HighPress600W - Corridor / Parking Area Energy Savings application - Low-Income sector
1415	43	Multi-Family Energy Efficiency Rebates	Consumer, Consumer Low-Income	2009	Final	ElecBallast_HighPress1000W - Corridor / Parking Area Energy Savings application - Low-Income sector
1416	43	Multi-Family Energy Efficiency Rebates	Consumer, Consumer Low-Income	2009	Final	OccSen_SwitchPlate - Corridor / Parking Area Energy Savings application - Low-Income sector
1417	43	Multi-Family Energy Efficiency Rebates	Consumer, Consumer Low-Income	2009	Final	OccSen_CelingMounted - Corridor / Parking Area Energy Savings application - Low-Income sector
1418	43	Multi-Family Energy Efficiency Rebates	Consumer, Consumer Low-Income	2009	Final	TempControls_InSuiteHeat - Corridor / Parking Area Energy Savings application - Low-Income sector
1419	43	Multi-Family Energy Efficiency Rebates	Consumer, Consumer Low-Income	2009	Final	TempControls_InSuiteCool - Corridor / Parking Area Energy Savings application - Low-Income sector
1420	43	Multi-Family Energy Efficiency Rebates	Consumer, Consumer Low-Income	2009	Final	TempControls_Heat&Cool - Corridor / Parking Area Energy Savings application - Low-Income sector
1421	43	Multi-Family Energy Efficiency Rebates	Consumer, Consumer Low-Income	2009	Final	ECM_AirFurnace - Corridor / Parking Area Energy Savings application - Low-Income sector
1422	43	Multi-Family Energy Efficiency Rebates	Consumer, Consumer Low-Income	2009	Final	GroundSource_LowRise - Corridor / Parking Area Energy Savings application - Low-Income sector
1423	43	Multi-Family Energy Efficiency Rebates	Consumer, Consumer Low-Income	2009	Final	GroundSource_HighRise - Corridor / Parking Area Energy Savings application - Low-Income sector
1424	43	Multi-Family Energy Efficiency Rebates	Consumer, Consumer Low-Income	2009	Final	GroundSource_Average - Corridor / Parking Area Energy Savings application - Low-Income sector
1425	43	Multi-Family Energy Efficiency Rebates	Consumer, Consumer Low-Income	2009	Final	Non-ElectricChillers - Corridor / Parking Area Energy Savings application - Low-Income sector
1426	43	Multi-Family Energy Efficiency Rebates	Consumer, Consumer Low-Income	2009	Final	EnerStarWasher - Corridor / Parking Area Energy Savings application - Low-Income sector
1427	43	Multi-Family Energy Efficiency Rebates	Consumer, Consumer Low-Income	2009	Final	NaturalGasDryer_InSuite - Corridor / Parking Area Energy Savings application - Low-Income sector
1428	43	Multi-Family Energy Efficiency Rebates	Consumer, Consumer Low-Income	2009	Final	NaturalGasDryer_Common - Corridor / Parking Area Energy Savings application - Low-Income sector



## Measure Results at End-User Level

[illegible][illegible]

## Measure Results at End-User Level

[illegible]

# OPA Conservation & Demand Management Programs

Measure Results at End-User Level

For: Horizon Utilities Corporation

#	Initiative Number	Initiative Name	Program Name	Program Year	Results Status	LDC Specific Results					
						Gross Summer Peak Demand Savings (kW)	Gross Annual Energy Savings (kWh)	Gross Lifetime Energy Savings (kWh)	Net Summer Peak Demand Savings (kW)	Net Annual Energy Savings (kWh)	Net Lifetime Energy Savings (kWh)
1395	43	Multi-Family Energy Efficiency Rebates	Consumer, Consumer Low-Income	2009	Final	n/a	n/a	n/a	n/a	n/a	n/a
1396	43	Multi-Family Energy Efficiency Rebates	Consumer, Consumer Low-Income	2009	Final	n/a	n/a	n/a	n/a	n/a	n/a
1397	43	Multi-Family Energy Efficiency Rebates	Consumer, Consumer Low-Income	2009	Final	n/a	n/a	n/a	n/a	n/a	n/a
1398	43	Multi-Family Energy Efficiency Rebates	Consumer, Consumer Low-Income	2009	Final	n/a	n/a	n/a	n/a	n/a	n/a
1399	43	Multi-Family Energy Efficiency Rebates	Consumer, Consumer Low-Income	2009	Final	n/a	n/a	n/a	n/a	n/a	n/a
1400	43	Multi-Family Energy Efficiency Rebates	Consumer, Consumer Low-Income	2009	Final	n/a	n/a	n/a	n/a	n/a	n/a
1401	43	Multi-Family Energy Efficiency Rebates	Consumer, Consumer Low-Income	2009	Final	n/a	n/a	n/a	n/a	n/a	n/a
1402	43	Multi-Family Energy Efficiency Rebates	Consumer, Consumer Low-Income	2009	Final	n/a	n/a	n/a	n/a	n/a	n/a
1403	43	Multi-Family Energy Efficiency Rebates	Consumer, Consumer Low-Income	2009	Final	n/a	n/a	n/a	n/a	n/a	n/a
1404	43	Multi-Family Energy Efficiency Rebates	Consumer, Consumer Low-Income	2009	Final	n/a	n/a	n/a	n/a	n/a	n/a
1405	43	Multi-Family Energy Efficiency Rebates	Consumer, Consumer Low-Income	2009	Final	n/a	n/a	n/a	n/a	n/a	n/a
1406	43	Multi-Family Energy Efficiency Rebates	Consumer, Consumer Low-Income	2009	Final	n/a	n/a	n/a	n/a	n/a	n/a
1407	43	Multi-Family Energy Efficiency Rebates	Consumer, Consumer Low-Income	2009	Final	n/a	n/a	n/a	n/a	n/a	n/a
1408	43	Multi-Family Energy Efficiency Rebates	Consumer, Consumer Low-Income	2009	Final	n/a	n/a	n/a	n/a	n/a	n/a
1409	43	Multi-Family Energy Efficiency Rebates	Consumer, Consumer Low-Income	2009	Final	n/a	n/a	n/a	n/a	n/a	n/a
1410	43	Multi-Family Energy Efficiency Rebates	Consumer, Consumer Low-Income	2009	Final	n/a	n/a	n/a	n/a	n/a	n/a
1411	43	Multi-Family Energy Efficiency Rebates	Consumer, Consumer Low-Income	2009	Final	n/a	n/a	n/a	n/a	n/a	n/a
1412	43	Multi-Family Energy Efficiency Rebates	Consumer, Consumer Low-Income	2009	Final	n/a	n/a	n/a	n/a	n/a	n/a
1413	43	Multi-Family Energy Efficiency Rebates	Consumer, Consumer Low-Income	2009	Final	n/a	n/a	n/a	n/a	n/a	n/a
1414	43	Multi-Family Energy Efficiency Rebates	Consumer, Consumer Low-Income	2009	Final	n/a	n/a	n/a	n/a	n/a	n/a
1415	43	Multi-Family Energy Efficiency Rebates	Consumer, Consumer Low-Income	2009	Final	n/a	n/a	n/a	n/a	n/a	n/a
1416	43	Multi-Family Energy Efficiency Rebates	Consumer, Consumer Low-Income	2009	Final	n/a	n/a	n/a	n/a	n/a	n/a
1417	43	Multi-Family Energy Efficiency Rebates	Consumer, Consumer Low-Income	2009	Final	n/a	n/a	n/a	n/a	n/a	n/a
1418	43	Multi-Family Energy Efficiency Rebates	Consumer, Consumer Low-Income	2009	Final	n/a	n/a	n/a	n/a	n/a	n/a
1419	43	Multi-Family Energy Efficiency Rebates	Consumer, Consumer Low-Income	2009	Final	n/a	n/a	n/a	n/a	n/a	n/a
1420	43	Multi-Family Energy Efficiency Rebates	Consumer, Consumer Low-Income	2009	Final	n/a	n/a	n/a	n/a	n/a	n/a
1421	43	Multi-Family Energy Efficiency Rebates	Consumer, Consumer Low-Income	2009	Final	n/a	n/a	n/a	n/a	n/a	n/a
1422	43	Multi-Family Energy Efficiency Rebates	Consumer, Consumer Low-Income	2009	Final	n/a	n/a	n/a	n/a	n/a	n/a
1423	43	Multi-Family Energy Efficiency Rebates	Consumer, Consumer Low-Income	2009	Final	n/a	n/a	n/a	n/a	n/a	n/a
1424	43	Multi-Family Energy Efficiency Rebates	Consumer, Consumer Low-Income	2009	Final	n/a	n/a	n/a	n/a	n/a	n/a
1425	43	Multi-Family Energy Efficiency Rebates	Consumer, Consumer Low-Income	2009	Final	n/a	n/a	n/a	n/a	n/a	n/a
1426	43	Multi-Family Energy Efficiency Rebates	Consumer, Consumer Low-Income	2009	Final	n/a	n/a	n/a	n/a	n/a	n/a
1427	43	Multi-Family Energy Efficiency Rebates	Consumer, Consumer Low-Income	2009	Final	n/a	n/a	n/a	n/a	n/a	n/a
1428	43	Multi-Family Energy Efficiency Rebates	Consumer, Consumer Low-Income	2009	Final	n/a	n/a	n/a	n/a	n/a	n/a

# OPA Conservation & Demand Management Programs

Measure Results at End-User Level

For: Horizon Utilities Corporation

#	Initiative Number	Initiative Name	Program Name	Program Year	Results Status	#
1429	43	Multi-Family Energy Efficiency Rebates	Consumer, Consumer Low-Income	2009	Final	306
1430	43	Multi-Family Energy Efficiency Rebates	Consumer, Consumer Low-Income	2009	Final	307
1431	43	Multi-Family Energy Efficiency Rebates	Consumer, Consumer Low-Income	2009	Final	308
1432	43	Multi-Family Energy Efficiency Rebates	Consumer, Consumer Low-Income	2009	Final	309
1433	43	Multi-Family Energy Efficiency Rebates	Consumer, Consumer Low-Income	2009	Final	310
1434	43	Multi-Family Energy Efficiency Rebates	Consumer, Consumer Low-Income	2009	Final	311
1435	43	Multi-Family Energy Efficiency Rebates	Consumer, Consumer Low-Income	2009	Final	312
1436	43	Multi-Family Energy Efficiency Rebates	Consumer, Consumer Low-Income	2009	Final	313
1437	43	Multi-Family Energy Efficiency Rebates	Consumer, Consumer Low-Income	2009	Final	314
1438	43	Multi-Family Energy Efficiency Rebates	Consumer, Consumer Low-Income	2009	Final	315
1439	43	Multi-Family Energy Efficiency Rebates	Consumer, Consumer Low-Income	2009	Final	316
1440	43	Multi-Family Energy Efficiency Rebates	Consumer, Consumer Low-Income	2009	Final	317
1441	43	Multi-Family Energy Efficiency Rebates	Consumer, Consumer Low-Income	2009	Final	318
1442	43	Multi-Family Energy Efficiency Rebates	Consumer, Consumer Low-Income	2009	Final	319
1443	43	Multi-Family Energy Efficiency Rebates	Consumer, Consumer Low-Income	2009	Final	320
1444	43	Multi-Family Energy Efficiency Rebates	Consumer, Consumer Low-Income	2009	Final	321
1445	43	Multi-Family Energy Efficiency Rebates	Consumer, Consumer Low-Income	2009	Final	322
1446	43	Multi-Family Energy Efficiency Rebates	Consumer, Consumer Low-Income	2009	Final	323
1447	43	Multi-Family Energy Efficiency Rebates	Consumer, Consumer Low-Income	2009	Final	324
1448	43	Multi-Family Energy Efficiency Rebates	Consumer, Consumer Low-Income	2009	Final	325
1449	43	Multi-Family Energy Efficiency Rebates	Consumer, Consumer Low-Income	2009	Final	326
1450	43	Multi-Family Energy Efficiency Rebates	Consumer, Consumer Low-Income	2009	Final	327
1451	43	Multi-Family Energy Efficiency Rebates	Consumer, Consumer Low-Income	2009	Final	328
1452	43	Multi-Family Energy Efficiency Rebates	Consumer, Consumer Low-Income	2009	Final	329
1453	43	Multi-Family Energy Efficiency Rebates	Consumer, Consumer Low-Income	2009	Final	330
1454	43	Multi-Family Energy Efficiency Rebates	Consumer, Consumer Low-Income	2009	Final	331
1455	43	Multi-Family Energy Efficiency Rebates	Consumer, Consumer Low-Income	2009	Final	332
1456	43	Multi-Family Energy Efficiency Rebates	Consumer, Consumer Low-Income	2009	Final	333
1457	43	Multi-Family Energy Efficiency Rebates	Consumer, Consumer Low-Income	2009	Final	334
1458	43	Multi-Family Energy Efficiency Rebates	Consumer, Consumer Low-Income	2009	Final	335
1459	43	Multi-Family Energy Efficiency Rebates	Consumer, Consumer Low-Income	2009	Final	336
1460	43	Multi-Family Energy Efficiency Rebates	Consumer, Consumer Low-Income	2009	Final	337
1461	43	Multi-Family Energy Efficiency Rebates	Consumer, Consumer Low-Income	2009	Final	338
1462	43	Multi-Family Energy Efficiency Rebates	Consumer, Consumer Low-Income	2009	Final	339

# OPA Conservation & Demand Management Programs

Measure Results at End-User Level

For: Horizon Utilities Corporation

#	Initiative Number	Initiative Name	Program Name	Program Year	Results Status	Measure Name
1429	43	Multi-Family Energy Efficiency Rebates	Consumer, Consumer Low-Income	2009	Final	EnergyStar_DishWasher - Corridor / Parking Area Energy Savings application - Low-Income sector
1430	43	Multi-Family Energy Efficiency Rebates	Consumer, Consumer Low-Income	2009	Final	EnergyStar_Fridge - Corridor / Parking Area Energy Savings application - Low-Income sector
1431	43	Multi-Family Energy Efficiency Rebates	Consumer, Consumer Low-Income	2009	Final	EnergyStar_CeilingFan - Corridor / Parking Area Energy Savings application - Low-Income sector
1432	43	Multi-Family Energy Efficiency Rebates	Consumer, Consumer Low-Income	2009	Final	Non-ElectricWaterHeater - Corridor / Parking Area Energy Savings application - Low-Income sector
1433	43	Multi-Family Energy Efficiency Rebates	Consumer, Consumer Low-Income	2009	Final	SolarHotWaterCollector - Corridor / Parking Area Energy Savings application - Low-Income sector
1434	43	Multi-Family Energy Efficiency Rebates	Consumer, Consumer Low-Income	2009	Final	Non-ElectricTankHotWater - Corridor / Parking Area Energy Savings application - Low-Income sector
1435	43	Multi-Family Energy Efficiency Rebates	Consumer, Consumer Low-Income	2009	Final	DrainWaterHeatRecovery - Corridor / Parking Area Energy Savings application - Low-Income sector
1436	43	Multi-Family Energy Efficiency Rebates	Consumer, Consumer Low-Income	2009	Final	DomesticHotWaterRecirc - Corridor / Parking Area Energy Savings application - Low-Income sector
1437	43	Multi-Family Energy Efficiency Rebates	Consumer, Consumer Low-Income	2009	Final	EnergyStarExitSigns - Suite Savings application - Low-Income sector
1438	43	Multi-Family Energy Efficiency Rebates	Consumer, Consumer Low-Income	2009	Final	FridgeLEDStripLight - Suite Savings application - Low-Income sector
1439	43	Multi-Family Energy Efficiency Rebates	Consumer, Consumer Low-Income	2009	Final	NonDimmCFLsScrew_In - Suite Savings application - Low-Income sector
1440	43	Multi-Family Energy Efficiency Rebates	Consumer, Consumer Low-Income	2009	Final	NonDimmCFLs_par11W - Suite Savings application - Low-Income sector
1441	43	Multi-Family Energy Efficiency Rebates	Consumer, Consumer Low-Income	2009	Final	NonDimmCFLs_par12-20W - Suite Savings application - Low-Income sector
1442	43	Multi-Family Energy Efficiency Rebates	Consumer, Consumer Low-Income	2009	Final	NonDimmCFLs_par20+W - Suite Savings application - Low-Income sector
1443	43	Multi-Family Energy Efficiency Rebates	Consumer, Consumer Low-Income	2009	Final	Dimm&NonDimmCFL2-pin14W- - Suite Savings application - Low-Income sector
1444	43	Multi-Family Energy Efficiency Rebates	Consumer, Consumer Low-Income	2009	Final	Dimm&NonDimmCFL2-pin26W- - Suite Savings application - Low-Income sector
1445	43	Multi-Family Energy Efficiency Rebates	Consumer, Consumer Low-Income	2009	Final	Dimm&NonDimmCFL2-pin39W- - Suite Savings application - Low-Income sector
1446	43	Multi-Family Energy Efficiency Rebates	Consumer, Consumer Low-Income	2009	Final	Dimm&NonDimmCFL4-pin14W- - Suite Savings application - Low-Income sector
1447	43	Multi-Family Energy Efficiency Rebates	Consumer, Consumer Low-Income	2009	Final	Dimm&NonDimmCFL4-pin26W- - Suite Savings application - Low-Income sector
1448	43	Multi-Family Energy Efficiency Rebates	Consumer, Consumer Low-Income	2009	Final	Dimm&NonDimmCFL4-pin39W- - Suite Savings application - Low-Income sector
1449	43	Multi-Family Energy Efficiency Rebates	Consumer, Consumer Low-Income	2009	Final	DimmCFLs_0-16W - Suite Savings application - Low-Income sector
1450	43	Multi-Family Energy Efficiency Rebates	Consumer, Consumer Low-Income	2009	Final	DimmCFLs_17-20W - Suite Savings application - Low-Income sector
1451	43	Multi-Family Energy Efficiency Rebates	Consumer, Consumer Low-Income	2009	Final	DimmCFLs_21+W - Suite Savings application - Low-Income sector
1452	43	Multi-Family Energy Efficiency Rebates	Consumer, Consumer Low-Income	2009	Final	StandardT8_Single - Suite Savings application - Low-Income sector
1453	43	Multi-Family Energy Efficiency Rebates	Consumer, Consumer Low-Income	2009	Final	StandardT8_Two - Suite Savings application - Low-Income sector
1454	43	Multi-Family Energy Efficiency Rebates	Consumer, Consumer Low-Income	2009	Final	StandardT8_Three - Suite Savings application - Low-Income sector
1455	43	Multi-Family Energy Efficiency Rebates	Consumer, Consumer Low-Income	2009	Final	StandardT8_Four - Suite Savings application - Low-Income sector
1456	43	Multi-Family Energy Efficiency Rebates	Consumer, Consumer Low-Income	2009	Final	RWHighT8Fixtures_Single - Suite Savings application - Low-Income sector
1457	43	Multi-Family Energy Efficiency Rebates	Consumer, Consumer Low-Income	2009	Final	RWHighT8Fixtures_Two - Suite Savings application - Low-Income sector
1458	43	Multi-Family Energy Efficiency Rebates	Consumer, Consumer Low-Income	2009	Final	RWHighT8Fixtures_Three - Suite Savings application - Low-Income sector
1459	43	Multi-Family Energy Efficiency Rebates	Consumer, Consumer Low-Income	2009	Final	RWHighT8Fixtures_Four - Suite Savings application - Low-Income sector
1460	43	Multi-Family Energy Efficiency Rebates	Consumer, Consumer Low-Income	2009	Final	StdMedBayT8_Four - Suite Savings application - Low-Income sector
1461	43	Multi-Family Energy Efficiency Rebates	Consumer, Consumer Low-Income	2009	Final	MedBayT8_Six - Suite Savings application - Low-Income sector
1462	43	Multi-Family Energy Efficiency Rebates	Consumer, Consumer Low-Income	2009	Final	MedBayT8_Eight - Suite Savings application - Low-Income sector



## Measure Results at End-User Level

[illegible][illegible]



## Measure Results at End-User Level

[illegible]

## Measure Results at End-User Level

[illegible]

OPA Conservation & Demand Management Programs

Measure Results at End-User Level

For: Horizon Utilities Corporation

#	Initiative Number	Initiative Name	Program Name	Program Year	Results Status	#
1463	43	Multi-Family Energy Efficiency Rebates	Consumer, Consumer Low-Income	2009	Final	340
1464	43	Multi-Family Energy Efficiency Rebates	Consumer, Consumer Low-Income	2009	Final	341
1465	43	Multi-Family Energy Efficiency Rebates	Consumer, Consumer Low-Income	2009	Final	342
1466	43	Multi-Family Energy Efficiency Rebates	Consumer, Consumer Low-Income	2009	Final	343
1467	43	Multi-Family Energy Efficiency Rebates	Consumer, Consumer Low-Income	2009	Final	344
1468	43	Multi-Family Energy Efficiency Rebates	Consumer, Consumer Low-Income	2009	Final	345
1469	43	Multi-Family Energy Efficiency Rebates	Consumer, Consumer Low-Income	2009	Final	346
1470	43	Multi-Family Energy Efficiency Rebates	Consumer, Consumer Low-Income	2009	Final	347
1471	43	Multi-Family Energy Efficiency Rebates	Consumer, Consumer Low-Income	2009	Final	348
1472	43	Multi-Family Energy Efficiency Rebates	Consumer, Consumer Low-Income	2009	Final	349
1473	43	Multi-Family Energy Efficiency Rebates	Consumer, Consumer Low-Income	2009	Final	350
1474	43	Multi-Family Energy Efficiency Rebates	Consumer, Consumer Low-Income	2009	Final	351
1475	43	Multi-Family Energy Efficiency Rebates	Consumer, Consumer Low-Income	2009	Final	352
1476	43	Multi-Family Energy Efficiency Rebates	Consumer, Consumer Low-Income	2009	Final	353
1477	43	Multi-Family Energy Efficiency Rebates	Consumer, Consumer Low-Income	2009	Final	354
1478	43	Multi-Family Energy Efficiency Rebates	Consumer, Consumer Low-Income	2009	Final	355
1479	43	Multi-Family Energy Efficiency Rebates	Consumer, Consumer Low-Income	2009	Final	356
1480	43	Multi-Family Energy Efficiency Rebates	Consumer, Consumer Low-Income	2009	Final	357
1481	43	Multi-Family Energy Efficiency Rebates	Consumer, Consumer Low-Income	2009	Final	358
1482	43	Multi-Family Energy Efficiency Rebates	Consumer, Consumer Low-Income	2009	Final	359
1483	43	Multi-Family Energy Efficiency Rebates	Consumer, Consumer Low-Income	2009	Final	360
1484	43	Multi-Family Energy Efficiency Rebates	Consumer, Consumer Low-Income	2009	Final	361
1485	43	Multi-Family Energy Efficiency Rebates	Consumer, Consumer Low-Income	2009	Final	362
1486	43	Multi-Family Energy Efficiency Rebates	Consumer, Consumer Low-Income	2009	Final	363
1487	43	Multi-Family Energy Efficiency Rebates	Consumer, Consumer Low-Income	2009	Final	364
1488	43	Multi-Family Energy Efficiency Rebates	Consumer, Consumer Low-Income	2009	Final	365
1489	43	Multi-Family Energy Efficiency Rebates	Consumer, Consumer Low-Income	2009	Final	366
1490	43	Multi-Family Energy Efficiency Rebates	Consumer, Consumer Low-Income	2009	Final	367
1491	43	Multi-Family Energy Efficiency Rebates	Consumer, Consumer Low-Income	2009	Final	368
1492	43	Multi-Family Energy Efficiency Rebates	Consumer, Consumer Low-Income	2009	Final	369
1493	43	Multi-Family Energy Efficiency Rebates	Consumer, Consumer Low-Income	2009	Final	370
1494	43	Multi-Family Energy Efficiency Rebates	Consumer, Consumer Low-Income	2009	Final	371
1495	43	Multi-Family Energy Efficiency Rebates	Consumer, Consumer Low-Income	2009	Final	372
1496	43	Multi-Family Energy Efficiency Rebates	Consumer, Consumer Low-Income	2009	Final	373

# OPA Conservation & Demand Management Programs

Measure Results at End-User Level

For: Horizon Utilities Corporation

#	Initiative Number	Initiative Name	Program Name	Program Year	Results Status	Measure Name
1463	43	Multi-Family Energy Efficiency Rebates	Consumer, Consumer Low-Income	2009	Final	HighMedBayT8_Four - Suite Savings application - Low-Income sector
1464	43	Multi-Family Energy Efficiency Rebates	Consumer, Consumer Low-Income	2009	Final	HighMedBayT8_Six - Suite Savings application - Low-Income sector
1465	43	Multi-Family Energy Efficiency Rebates	Consumer, Consumer Low-Income	2009	Final	HighMedBayT8_Eight - Suite Savings application - Low-Income sector
1466	43	Multi-Family Energy Efficiency Rebates	Consumer, Consumer Low-Income	2009	Final	T5Fixture_1Lamp - Suite Savings application - Low-Income sector
1467	43	Multi-Family Energy Efficiency Rebates	Consumer, Consumer Low-Income	2009	Final	T5Fixture_2Lamps - Suite Savings application - Low-Income sector
1468	43	Multi-Family Energy Efficiency Rebates	Consumer, Consumer Low-Income	2009	Final	T5Fixture_3Lamps - Suite Savings application - Low-Income sector
1469	43	Multi-Family Energy Efficiency Rebates	Consumer, Consumer Low-Income	2009	Final	T5Fixture_HO1Lamp - Suite Savings application - Low-Income sector
1470	43	Multi-Family Energy Efficiency Rebates	Consumer, Consumer Low-Income	2009	Final	T5Fixture_HO2Lamp - Suite Savings application - Low-Income sector
1471	43	Multi-Family Energy Efficiency Rebates	Consumer, Consumer Low-Income	2009	Final	T5MedHighFixture_4Lamp - Suite Savings application - Low-Income sector
1472	43	Multi-Family Energy Efficiency Rebates	Consumer, Consumer Low-Income	2009	Final	T5MedHighFixture_6Lamp - Suite Savings application - Low-Income sector
1473	43	Multi-Family Energy Efficiency Rebates	Consumer, Consumer Low-Income	2009	Final	T5MedHighFixture_8Lamp - Suite Savings application - Low-Income sector
1474	43	Multi-Family Energy Efficiency Rebates	Consumer, Consumer Low-Income	2009	Final	T5MedHighFixture_10Lamp - Suite Savings application - Low-Income sector
1475	43	Multi-Family Energy Efficiency Rebates	Consumer, Consumer Low-Income	2009	Final	T5MedHighFixture_12Lamp - Suite Savings application - Low-Income sector
1476	43	Multi-Family Energy Efficiency Rebates	Consumer, Consumer Low-Income	2009	Final	PulseStart_MetalHalide - Suite Savings application - Low-Income sector
1477	43	Multi-Family Energy Efficiency Rebates	Consumer, Consumer Low-Income	2009	Final	InfraredHalogen_25W - Suite Savings application - Low-Income sector
1478	43	Multi-Family Energy Efficiency Rebates	Consumer, Consumer Low-Income	2009	Final	InfraredHalogen_26-35W - Suite Savings application - Low-Income sector
1479	43	Multi-Family Energy Efficiency Rebates	Consumer, Consumer Low-Income	2009	Final	InfraredHalogen_36-48W - Suite Savings application - Low-Income sector
1480	43	Multi-Family Energy Efficiency Rebates	Consumer, Consumer Low-Income	2009	Final	InfraredHalogen_49-60W - Suite Savings application - Low-Income sector
1481	43	Multi-Family Energy Efficiency Rebates	Consumer, Consumer Low-Income	2009	Final	Self-BallastedMetalHalide120W - Suite Savings application - Low-Income sector
1482	43	Multi-Family Energy Efficiency Rebates	Consumer, Consumer Low-Income	2009	Final	Self-BallastedMetalHalide50W - Suite Savings application - Low-Income sector
1483	43	Multi-Family Energy Efficiency Rebates	Consumer, Consumer Low-Income	2009	Final	MetalHalide_150W - Suite Savings application - Low-Income sector
1484	43	Multi-Family Energy Efficiency Rebates	Consumer, Consumer Low-Income	2009	Final	MetalHalide_360W - Suite Savings application - Low-Income sector
1485	43	Multi-Family Energy Efficiency Rebates	Consumer, Consumer Low-Income	2009	Final	HighPressure_225W - Suite Savings application - Low-Income sector
1486	43	Multi-Family Energy Efficiency Rebates	Consumer, Consumer Low-Income	2009	Final	ElecBallast_MetalHde200-W - Suite Savings application - Low-Income sector
1487	43	Multi-Family Energy Efficiency Rebates	Consumer, Consumer Low-Income	2009	Final	ElecBallast_MetalHde250-360W - Suite Savings application - Low-Income sector
1488	43	Multi-Family Energy Efficiency Rebates	Consumer, Consumer Low-Income	2009	Final	ElecBallast_MetalHde400+W - Suite Savings application - Low-Income sector
1489	43	Multi-Family Energy Efficiency Rebates	Consumer, Consumer Low-Income	2009	Final	ElecBallast_HighPress200-W - Suite Savings application - Low-Income sector
1490	43	Multi-Family Energy Efficiency Rebates	Consumer, Consumer Low-Income	2009	Final	ElecBallast_HighPress250W - Suite Savings application - Low-Income sector
1491	43	Multi-Family Energy Efficiency Rebates	Consumer, Consumer Low-Income	2009	Final	ElecBallast_HighPress400W - Suite Savings application - Low-Income sector
1492	43	Multi-Family Energy Efficiency Rebates	Consumer, Consumer Low-Income	2009	Final	ElecBallast_HighPress600W - Suite Savings application - Low-Income sector
1493	43	Multi-Family Energy Efficiency Rebates	Consumer, Consumer Low-Income	2009	Final	ElecBallast_HighPress1000W - Suite Savings application - Low-Income sector
1494	43	Multi-Family Energy Efficiency Rebates	Consumer, Consumer Low-Income	2009	Final	OccSen_SwitchPlate - Suite Savings application - Low-Income sector
1495	43	Multi-Family Energy Efficiency Rebates	Consumer, Consumer Low-Income	2009	Final	OccSen_CeilingMounted - Suite Savings application - Low-Income sector
1496	43	Multi-Family Energy Efficiency Rebates	Consumer, Consumer Low-Income	2009	Final	TempControls_InSuiteHeat - Suite Savings application - Low-Income sector

## Measure Results at End-User Level

[illegible][illegible]



## Measure Results at End-User Level

[illegible]



## Measure Results at End-User Level

[illegible]

# OPA Conservation & Demand Management Programs

Measure Results at End-User Level

For: Horizon Utilities Corporation

#	Initiative Number	Initiative Name	Program Name	Program Year	Results Status	#
1497	43	Multi-Family Energy Efficiency Rebates	Consumer, Consumer Low-Income	2009	Final	374
1498	43	Multi-Family Energy Efficiency Rebates	Consumer, Consumer Low-Income	2009	Final	375
1499	43	Multi-Family Energy Efficiency Rebates	Consumer, Consumer Low-Income	2009	Final	376
1500	43	Multi-Family Energy Efficiency Rebates	Consumer, Consumer Low-Income	2009	Final	377
1501	43	Multi-Family Energy Efficiency Rebates	Consumer, Consumer Low-Income	2009	Final	378
1502	43	Multi-Family Energy Efficiency Rebates	Consumer, Consumer Low-Income	2009	Final	379
1503	43	Multi-Family Energy Efficiency Rebates	Consumer, Consumer Low-Income	2009	Final	380
1504	43	Multi-Family Energy Efficiency Rebates	Consumer, Consumer Low-Income	2009	Final	381
1505	43	Multi-Family Energy Efficiency Rebates	Consumer, Consumer Low-Income	2009	Final	382
1506	43	Multi-Family Energy Efficiency Rebates	Consumer, Consumer Low-Income	2009	Final	383
1507	43	Multi-Family Energy Efficiency Rebates	Consumer, Consumer Low-Income	2009	Final	384
1508	43	Multi-Family Energy Efficiency Rebates	Consumer, Consumer Low-Income	2009	Final	385
1509	43	Multi-Family Energy Efficiency Rebates	Consumer, Consumer Low-Income	2009	Final	386
1510	43	Multi-Family Energy Efficiency Rebates	Consumer, Consumer Low-Income	2009	Final	387
1511	43	Multi-Family Energy Efficiency Rebates	Consumer, Consumer Low-Income	2009	Final	388
1512	43	Multi-Family Energy Efficiency Rebates	Consumer, Consumer Low-Income	2009	Final	389
1513	43	Multi-Family Energy Efficiency Rebates	Consumer, Consumer Low-Income	2009	Final	390
1514	43	Multi-Family Energy Efficiency Rebates	Consumer, Consumer Low-Income	2009	Final	391
1515	43	Multi-Family Energy Efficiency Rebates	Consumer, Consumer Low-Income	2009	Final	392
1516	43	Multi-Family Energy Efficiency Rebates	Consumer, Consumer Low-Income	2009	Final	393
1517	43	Multi-Family Energy Efficiency Rebates	Consumer, Consumer Low-Income	2009	Final	394
1518	43	Multi-Family Energy Efficiency Rebates	Consumer, Consumer Low-Income	2009	Final	395
1519	43	Multi-Family Energy Efficiency Rebates	Consumer, Consumer Low-Income	2009	Final	396
1520	43	Multi-Family Energy Efficiency Rebates	Consumer, Consumer Low-Income	2009	Final	397
1521	43	Multi-Family Energy Efficiency Rebates	Consumer, Consumer Low-Income	2009	Final	398
1522	43	Multi-Family Energy Efficiency Rebates	Consumer, Consumer Low-Income	2009	Final	399
1523	43	Multi-Family Energy Efficiency Rebates	Consumer, Consumer Low-Income	2009	Final	400
1524	43	Multi-Family Energy Efficiency Rebates	Consumer, Consumer Low-Income	2009	Final	401
1525	43	Multi-Family Energy Efficiency Rebates	Consumer, Consumer Low-Income	2009	Final	402
1526	43	Multi-Family Energy Efficiency Rebates	Consumer, Consumer Low-Income	2009	Final	403
1527	43	Multi-Family Energy Efficiency Rebates	Consumer, Consumer Low-Income	2009	Final	404
1528	43	Multi-Family Energy Efficiency Rebates	Consumer, Consumer Low-Income	2009	Final	405
1529	43	Multi-Family Energy Efficiency Rebates	Consumer, Consumer Low-Income	2009	Final	406
1530	43	Multi-Family Energy Efficiency Rebates	Consumer, Consumer Low-Income	2009	Final	407

# OPA Conservation & Demand Management Programs

Measure Results at End-User Level

For: Horizon Utilities Corporation

#	Initiative Number	Initiative Name	Program Name	Program Year	Results Status	Measure Name
1497	43	Multi-Family Energy Efficiency Rebates	Consumer, Consumer Low-Income	2009	Final	TempControls_InSuiteCool - Suite Savings application - Low-Income sector
1498	43	Multi-Family Energy Efficiency Rebates	Consumer, Consumer Low-Income	2009	Final	TempControls_Heat&Cool - Suite Savings application - Low-Income sector
1499	43	Multi-Family Energy Efficiency Rebates	Consumer, Consumer Low-Income	2009	Final	ECM_AirFurnace - Suite Savings application - Low-Income sector
1500	43	Multi-Family Energy Efficiency Rebates	Consumer, Consumer Low-Income	2009	Final	GroundSource_LowRise - Suite Savings application - Low-Income sector
1501	43	Multi-Family Energy Efficiency Rebates	Consumer, Consumer Low-Income	2009	Final	GroundSource_HighRise - Suite Savings application - Low-Income sector
1502	43	Multi-Family Energy Efficiency Rebates	Consumer, Consumer Low-Income	2009	Final	GroundSource_Average - Suite Savings application - Low-Income sector
1503	43	Multi-Family Energy Efficiency Rebates	Consumer, Consumer Low-Income	2009	Final	Non-ElectricChillers - Suite Savings application - Low-Income sector
1504	43	Multi-Family Energy Efficiency Rebates	Consumer, Consumer Low-Income	2009	Final	EnerStarWasher - Suite Savings application - Low-Income sector
1505	43	Multi-Family Energy Efficiency Rebates	Consumer, Consumer Low-Income	2009	Final	NaturalGasDryer_InSuite - Suite Savings application - Low-Income sector
1506	43	Multi-Family Energy Efficiency Rebates	Consumer, Consumer Low-Income	2009	Final	NaturalGasDryer_Common - Suite Savings application - Low-Income sector
1507	43	Multi-Family Energy Efficiency Rebates	Consumer, Consumer Low-Income	2009	Final	EnergyStar_DishWasher - Suite Savings application - Low-Income sector
1508	43	Multi-Family Energy Efficiency Rebates	Consumer, Consumer Low-Income	2009	Final	EnergyStar_Fridge - Suite Savings application - Low-Income sector
1509	43	Multi-Family Energy Efficiency Rebates	Consumer, Consumer Low-Income	2009	Final	EnergyStar_CeilingFan - Suite Savings application - Low-Income sector
1510	43	Multi-Family Energy Efficiency Rebates	Consumer, Consumer Low-Income	2009	Final	Non-ElectricWaterHeater - Suite Savings application - Low-Income sector
1511	43	Multi-Family Energy Efficiency Rebates	Consumer, Consumer Low-Income	2009	Final	SolarHotWaterCollector - Suite Savings application - Low-Income sector
1512	43	Multi-Family Energy Efficiency Rebates	Consumer, Consumer Low-Income	2009	Final	Non-ElectricTankHotWater - Suite Savings application - Low-Income sector
1513	43	Multi-Family Energy Efficiency Rebates	Consumer, Consumer Low-Income	2009	Final	DrainWaterHeatRecovery - Suite Savings application - Low-Income sector
1514	43	Multi-Family Energy Efficiency Rebates	Consumer, Consumer Low-Income	2009	Final	DomesticHotWaterRecirc - Suite Savings application - Low-Income sector
1515	43	Multi-Family Energy Efficiency Rebates	Consumer, Consumer Low-Income	2009	Final	EnergyStarExitSigns - Retail / Common Area Savings application - Low-Income sector
1516	43	Multi-Family Energy Efficiency Rebates	Consumer, Consumer Low-Income	2009	Final	FridgeLEDStripLight - Retail / Common Area Savings application - Low-Income sector
1517	43	Multi-Family Energy Efficiency Rebates	Consumer, Consumer Low-Income	2009	Final	NonDimmCFLsScrew_In - Retail / Common Area Savings application - Low-Income sector
1518	43	Multi-Family Energy Efficiency Rebates	Consumer, Consumer Low-Income	2009	Final	NonDimmCFLs_par11W - Retail / Common Area Savings application - Low-Income sector
1519	43	Multi-Family Energy Efficiency Rebates	Consumer, Consumer Low-Income	2009	Final	NonDimmCFLs_par12-20W - Retail / Common Area Savings application - Low-Income sector
1520	43	Multi-Family Energy Efficiency Rebates	Consumer, Consumer Low-Income	2009	Final	NonDimmCFLs_par20+W - Retail / Common Area Savings application - Low-Income sector
1521	43	Multi-Family Energy Efficiency Rebates	Consumer, Consumer Low-Income	2009	Final	Dimm&NonDimmCFL2-pin14W- - Retail / Common Area Savings application - Low-Income sector
1522	43	Multi-Family Energy Efficiency Rebates	Consumer, Consumer Low-Income	2009	Final	Dimm&NonDimmCFL2-pin26W- - Retail / Common Area Savings application - Low-Income sector
1523	43	Multi-Family Energy Efficiency Rebates	Consumer, Consumer Low-Income	2009	Final	Dimm&NonDimmCFL2-pin39W- - Retail / Common Area Savings application - Low-Income sector
1524	43	Multi-Family Energy Efficiency Rebates	Consumer, Consumer Low-Income	2009	Final	Dimm&NonDimmCFL4-pin14W- - Retail / Common Area Savings application - Low-Income sector
1525	43	Multi-Family Energy Efficiency Rebates	Consumer, Consumer Low-Income	2009	Final	Dimm&NonDimmCFL4-pin26W- - Retail / Common Area Savings application - Low-Income sector
1526	43	Multi-Family Energy Efficiency Rebates	Consumer, Consumer Low-Income	2009	Final	Dimm&NonDimmCFL4-pin39W- - Retail / Common Area Savings application - Low-Income sector
1527	43	Multi-Family Energy Efficiency Rebates	Consumer, Consumer Low-Income	2009	Final	DimmCFLs_0-16W - Retail / Common Area Savings application - Low-Income sector
1528	43	Multi-Family Energy Efficiency Rebates	Consumer, Consumer Low-Income	2009	Final	DimmCFLs_17-20W - Retail / Common Area Savings application - Low-Income sector
1529	43	Multi-Family Energy Efficiency Rebates	Consumer, Consumer Low-Income	2009	Final	DimmCFLs_21+W - Retail / Common Area Savings application - Low-Income sector
1530	43	Multi-Family Energy Efficiency Rebates	Consumer, Consumer Low-Income	2009	Final	StandardT8_Single - Retail / Common Area Savings application - Low-Income sector

## Measure Results at End-User Level

[illegible][illegible]

## Measure Results at End-User Level

[illegible]



# OPA Conservation & Demand Management Programs

Measure Results at End-User Level

For: Horizon Utilities Corporation

#	Initiative Number	Initiative Name	Program Name	Program Year	Results Status	LDC Specific Results					
						Gross Summer Peak Demand Savings (kW)	Gross Annual Energy Savings (kWh)	Gross Lifetime Energy Savings (kWh)	Net Summer Peak Demand Savings (kW)	Net Annual Energy Savings (kWh)	Net Lifetime Energy Savings (kWh)
1497	43	Multi-Family Energy Efficiency Rebates	Consumer, Consumer Low-Income	2009	Final	n/a	n/a	n/a	n/a	n/a	n/a
1498	43	Multi-Family Energy Efficiency Rebates	Consumer, Consumer Low-Income	2009	Final	n/a	n/a	n/a	n/a	n/a	n/a
1499	43	Multi-Family Energy Efficiency Rebates	Consumer, Consumer Low-Income	2009	Final	n/a	n/a	n/a	n/a	n/a	n/a
1500	43	Multi-Family Energy Efficiency Rebates	Consumer, Consumer Low-Income	2009	Final	n/a	n/a	n/a	n/a	n/a	n/a
1501	43	Multi-Family Energy Efficiency Rebates	Consumer, Consumer Low-Income	2009	Final	n/a	n/a	n/a	n/a	n/a	n/a
1502	43	Multi-Family Energy Efficiency Rebates	Consumer, Consumer Low-Income	2009	Final	n/a	n/a	n/a	n/a	n/a	n/a
1503	43	Multi-Family Energy Efficiency Rebates	Consumer, Consumer Low-Income	2009	Final	n/a	n/a	n/a	n/a	n/a	n/a
1504	43	Multi-Family Energy Efficiency Rebates	Consumer, Consumer Low-Income	2009	Final	n/a	n/a	n/a	n/a	n/a	n/a
1505	43	Multi-Family Energy Efficiency Rebates	Consumer, Consumer Low-Income	2009	Final	n/a	n/a	n/a	n/a	n/a	n/a
1506	43	Multi-Family Energy Efficiency Rebates	Consumer, Consumer Low-Income	2009	Final	n/a	n/a	n/a	n/a	n/a	n/a
1507	43	Multi-Family Energy Efficiency Rebates	Consumer, Consumer Low-Income	2009	Final	n/a	n/a	n/a	n/a	n/a	n/a
1508	43	Multi-Family Energy Efficiency Rebates	Consumer, Consumer Low-Income	2009	Final	n/a	n/a	n/a	n/a	n/a	n/a
1509	43	Multi-Family Energy Efficiency Rebates	Consumer, Consumer Low-Income	2009	Final	n/a	n/a	n/a	n/a	n/a	n/a
1510	43	Multi-Family Energy Efficiency Rebates	Consumer, Consumer Low-Income	2009	Final	n/a	n/a	n/a	n/a	n/a	n/a
1511	43	Multi-Family Energy Efficiency Rebates	Consumer, Consumer Low-Income	2009	Final	n/a	n/a	n/a	n/a	n/a	n/a
1512	43	Multi-Family Energy Efficiency Rebates	Consumer, Consumer Low-Income	2009	Final	n/a	n/a	n/a	n/a	n/a	n/a
1513	43	Multi-Family Energy Efficiency Rebates	Consumer, Consumer Low-Income	2009	Final	n/a	n/a	n/a	n/a	n/a	n/a
1514	43	Multi-Family Energy Efficiency Rebates	Consumer, Consumer Low-Income	2009	Final	n/a	n/a	n/a	n/a	n/a	n/a
1515	43	Multi-Family Energy Efficiency Rebates	Consumer, Consumer Low-Income	2009	Final	n/a	n/a	n/a	n/a	n/a	n/a
1516	43	Multi-Family Energy Efficiency Rebates	Consumer, Consumer Low-Income	2009	Final	n/a	n/a	n/a	n/a	n/a	n/a
1517	43	Multi-Family Energy Efficiency Rebates	Consumer, Consumer Low-Income	2009	Final	n/a	n/a	n/a	n/a	n/a	n/a
1518	43	Multi-Family Energy Efficiency Rebates	Consumer, Consumer Low-Income	2009	Final	n/a	n/a	n/a	n/a	n/a	n/a
1519	43	Multi-Family Energy Efficiency Rebates	Consumer, Consumer Low-Income	2009	Final	n/a	n/a	n/a	n/a	n/a	n/a
1520	43	Multi-Family Energy Efficiency Rebates	Consumer, Consumer Low-Income	2009	Final	n/a	n/a	n/a	n/a	n/a	n/a
1521	43	Multi-Family Energy Efficiency Rebates	Consumer, Consumer Low-Income	2009	Final	n/a	n/a	n/a	n/a	n/a	n/a
1522	43	Multi-Family Energy Efficiency Rebates	Consumer, Consumer Low-Income	2009	Final	n/a	n/a	n/a	n/a	n/a	n/a
1523	43	Multi-Family Energy Efficiency Rebates	Consumer, Consumer Low-Income	2009	Final	n/a	n/a	n/a	n/a	n/a	n/a
1524	43	Multi-Family Energy Efficiency Rebates	Consumer, Consumer Low-Income	2009	Final	n/a	n/a	n/a	n/a	n/a	n/a
1525	43	Multi-Family Energy Efficiency Rebates	Consumer, Consumer Low-Income	2009	Final	n/a	n/a	n/a	n/a	n/a	n/a
1526	43	Multi-Family Energy Efficiency Rebates	Consumer, Consumer Low-Income	2009	Final	n/a	n/a	n/a	n/a	n/a	n/a
1527	43	Multi-Family Energy Efficiency Rebates	Consumer, Consumer Low-Income	2009	Final	n/a	n/a	n/a	n/a	n/a	n/a
1528	43	Multi-Family Energy Efficiency Rebates	Consumer, Consumer Low-Income	2009	Final	n/a	n/a	n/a	n/a	n/a	n/a
1529	43	Multi-Family Energy Efficiency Rebates	Consumer, Consumer Low-Income	2009	Final	n/a	n/a	n/a	n/a	n/a	n/a
1530	43	Multi-Family Energy Efficiency Rebates	Consumer, Consumer Low-Income	2009	Final	n/a	n/a	n/a	n/a	n/a	n/a



# OPA Conservation & Demand Management Programs

Measure Results at End-User Level

For: Horizon Utilities Corporation

#	Initiative Number	Initiative Name	Program Name	Program Year	Results Status	#
1531	43	Multi-Family Energy Efficiency Rebates	Consumer, Consumer Low-Income	2009	Final	408
1532	43	Multi-Family Energy Efficiency Rebates	Consumer, Consumer Low-Income	2009	Final	409
1533	43	Multi-Family Energy Efficiency Rebates	Consumer, Consumer Low-Income	2009	Final	410
1534	43	Multi-Family Energy Efficiency Rebates	Consumer, Consumer Low-Income	2009	Final	411
1535	43	Multi-Family Energy Efficiency Rebates	Consumer, Consumer Low-Income	2009	Final	412
1536	43	Multi-Family Energy Efficiency Rebates	Consumer, Consumer Low-Income	2009	Final	413
1537	43	Multi-Family Energy Efficiency Rebates	Consumer, Consumer Low-Income	2009	Final	414
1538	43	Multi-Family Energy Efficiency Rebates	Consumer, Consumer Low-Income	2009	Final	415
1539	43	Multi-Family Energy Efficiency Rebates	Consumer, Consumer Low-Income	2009	Final	416
1540	43	Multi-Family Energy Efficiency Rebates	Consumer, Consumer Low-Income	2009	Final	417
1541	43	Multi-Family Energy Efficiency Rebates	Consumer, Consumer Low-Income	2009	Final	418
1542	43	Multi-Family Energy Efficiency Rebates	Consumer, Consumer Low-Income	2009	Final	419
1543	43	Multi-Family Energy Efficiency Rebates	Consumer, Consumer Low-Income	2009	Final	420
1544	43	Multi-Family Energy Efficiency Rebates	Consumer, Consumer Low-Income	2009	Final	421
1545	43	Multi-Family Energy Efficiency Rebates	Consumer, Consumer Low-Income	2009	Final	422
1546	43	Multi-Family Energy Efficiency Rebates	Consumer, Consumer Low-Income	2009	Final	423
1547	43	Multi-Family Energy Efficiency Rebates	Consumer, Consumer Low-Income	2009	Final	424
1548	43	Multi-Family Energy Efficiency Rebates	Consumer, Consumer Low-Income	2009	Final	425
1549	43	Multi-Family Energy Efficiency Rebates	Consumer, Consumer Low-Income	2009	Final	426
1550	43	Multi-Family Energy Efficiency Rebates	Consumer, Consumer Low-Income	2009	Final	427
1551	43	Multi-Family Energy Efficiency Rebates	Consumer, Consumer Low-Income	2009	Final	428
1552	43	Multi-Family Energy Efficiency Rebates	Consumer, Consumer Low-Income	2009	Final	429
1553	43	Multi-Family Energy Efficiency Rebates	Consumer, Consumer Low-Income	2009	Final	430
1554	43	Multi-Family Energy Efficiency Rebates	Consumer, Consumer Low-Income	2009	Final	431
1555	43	Multi-Family Energy Efficiency Rebates	Consumer, Consumer Low-Income	2009	Final	432
1556	43	Multi-Family Energy Efficiency Rebates	Consumer, Consumer Low-Income	2009	Final	433
1557	43	Multi-Family Energy Efficiency Rebates	Consumer, Consumer Low-Income	2009	Final	434
1558	43	Multi-Family Energy Efficiency Rebates	Consumer, Consumer Low-Income	2009	Final	435
1559	43	Multi-Family Energy Efficiency Rebates	Consumer, Consumer Low-Income	2009	Final	436
1560	43	Multi-Family Energy Efficiency Rebates	Consumer, Consumer Low-Income	2009	Final	437
1561	43	Multi-Family Energy Efficiency Rebates	Consumer, Consumer Low-Income	2009	Final	438
1562	43	Multi-Family Energy Efficiency Rebates	Consumer, Consumer Low-Income	2009	Final	439
1563	43	Multi-Family Energy Efficiency Rebates	Consumer, Consumer Low-Income	2009	Final	440
1564	43	Multi-Family Energy Efficiency Rebates	Consumer, Consumer Low-Income	2009	Final	441

# OPA Conservation & Demand Management Programs

Measure Results at End-User Level

For: Horizon Utilities Corporation

#	Initiative Number	Initiative Name	Program Name	Program Year	Results Status	Measure Name
1531	43	Multi-Family Energy Efficiency Rebates	Consumer, Consumer Low-Income	2009	Final	StandardT8_Two - Retail / Common Area Savings application - Low-Income sector
1532	43	Multi-Family Energy Efficiency Rebates	Consumer, Consumer Low-Income	2009	Final	StandardT8_Three - Retail / Common Area Savings application - Low-Income sector
1533	43	Multi-Family Energy Efficiency Rebates	Consumer, Consumer Low-Income	2009	Final	StandardT8_Four - Retail / Common Area Savings application - Low-Income sector
1534	43	Multi-Family Energy Efficiency Rebates	Consumer, Consumer Low-Income	2009	Final	RWHighT8Fixtures_Single - Retail / Common Area Savings application - Low-Income sector
1535	43	Multi-Family Energy Efficiency Rebates	Consumer, Consumer Low-Income	2009	Final	RWHighT8Fixtures_Two - Retail / Common Area Savings application - Low-Income sector
1536	43	Multi-Family Energy Efficiency Rebates	Consumer, Consumer Low-Income	2009	Final	RWHighT8Fixtures_Three - Retail / Common Area Savings application - Low-Income sector
1537	43	Multi-Family Energy Efficiency Rebates	Consumer, Consumer Low-Income	2009	Final	RWHighT8Fixtures_Four - Retail / Common Area Savings application - Low-Income sector
1538	43	Multi-Family Energy Efficiency Rebates	Consumer, Consumer Low-Income	2009	Final	StdMedBayT8_Four - Retail / Common Area Savings application - Low-Income sector
1539	43	Multi-Family Energy Efficiency Rebates	Consumer, Consumer Low-Income	2009	Final	MedBayT8_Six - Retail / Common Area Savings application - Low-Income sector
1540	43	Multi-Family Energy Efficiency Rebates	Consumer, Consumer Low-Income	2009	Final	MedBayT8_Eight - Retail / Common Area Savings application - Low-Income sector
1541	43	Multi-Family Energy Efficiency Rebates	Consumer, Consumer Low-Income	2009	Final	HighMedBayT8_Four - Retail / Common Area Savings application - Low-Income sector
1542	43	Multi-Family Energy Efficiency Rebates	Consumer, Consumer Low-Income	2009	Final	HighMedBayT8_Six - Retail / Common Area Savings application - Low-Income sector
1543	43	Multi-Family Energy Efficiency Rebates	Consumer, Consumer Low-Income	2009	Final	HighMedBayT8_Eight - Retail / Common Area Savings application - Low-Income sector
1544	43	Multi-Family Energy Efficiency Rebates	Consumer, Consumer Low-Income	2009	Final	T5Fixture_1Lamp - Retail / Common Area Savings application - Low-Income sector
1545	43	Multi-Family Energy Efficiency Rebates	Consumer, Consumer Low-Income	2009	Final	T5Fixture_2Lamps - Retail / Common Area Savings application - Low-Income sector
1546	43	Multi-Family Energy Efficiency Rebates	Consumer, Consumer Low-Income	2009	Final	T5Fixture_3Lamps - Retail / Common Area Savings application - Low-Income sector
1547	43	Multi-Family Energy Efficiency Rebates	Consumer, Consumer Low-Income	2009	Final	T5Fixture_HO1Lamp - Retail / Common Area Savings application - Low-Income sector
1548	43	Multi-Family Energy Efficiency Rebates	Consumer, Consumer Low-Income	2009	Final	T5Fixture_HO2Lamp - Retail / Common Area Savings application - Low-Income sector
1549	43	Multi-Family Energy Efficiency Rebates	Consumer, Consumer Low-Income	2009	Final	T5MedHighFixture_4Lamp - Retail / Common Area Savings application - Low-Income sector
1550	43	Multi-Family Energy Efficiency Rebates	Consumer, Consumer Low-Income	2009	Final	T5MedHighFixture_6Lamp - Retail / Common Area Savings application - Low-Income sector
1551	43	Multi-Family Energy Efficiency Rebates	Consumer, Consumer Low-Income	2009	Final	T5MedHighFixture_8Lamp - Retail / Common Area Savings application - Low-Income sector
1552	43	Multi-Family Energy Efficiency Rebates	Consumer, Consumer Low-Income	2009	Final	T5MedHighFixture_10Lamp - Retail / Common Area Savings application - Low-Income sector
1553	43	Multi-Family Energy Efficiency Rebates	Consumer, Consumer Low-Income	2009	Final	T5MedHighFixture_12Lamp - Retail / Common Area Savings application - Low-Income sector
1554	43	Multi-Family Energy Efficiency Rebates	Consumer, Consumer Low-Income	2009	Final	PulseStart_MetalHalide - Retail / Common Area Savings application - Low-Income sector
1555	43	Multi-Family Energy Efficiency Rebates	Consumer, Consumer Low-Income	2009	Final	InfraredHalogen_25W- - Retail / Common Area Savings application - Low-Income sector
1556	43	Multi-Family Energy Efficiency Rebates	Consumer, Consumer Low-Income	2009	Final	InfraredHalogen_26-35W - Retail / Common Area Savings application - Low-Income sector
1557	43	Multi-Family Energy Efficiency Rebates	Consumer, Consumer Low-Income	2009	Final	InfraredHalogen_36-48W - Retail / Common Area Savings application - Low-Income sector
1558	43	Multi-Family Energy Efficiency Rebates	Consumer, Consumer Low-Income	2009	Final	InfraredHalogen_49-60W - Retail / Common Area Savings application - Low-Income sector
1559	43	Multi-Family Energy Efficiency Rebates	Consumer, Consumer Low-Income	2009	Final	Self-BallastedMetalHalide120W - Retail / Common Area Savings application - Low-Income sector
1560	43	Multi-Family Energy Efficiency Rebates	Consumer, Consumer Low-Income	2009	Final	Self-BallastedMetalHalide50W - Retail / Common Area Savings application - Low-Income sector
1561	43	Multi-Family Energy Efficiency Rebates	Consumer, Consumer Low-Income	2009	Final	MetalHalide_150W - Retail / Common Area Savings application - Low-Income sector
1562	43	Multi-Family Energy Efficiency Rebates	Consumer, Consumer Low-Income	2009	Final	MetalHalide_360W - Retail / Common Area Savings application - Low-Income sector
1563	43	Multi-Family Energy Efficiency Rebates	Consumer, Consumer Low-Income	2009	Final	HighPressure_225W - Retail / Common Area Savings application - Low-Income sector
1564	43	Multi-Family Energy Efficiency Rebates	Consumer, Consumer Low-Income	2009	Final	ElecBallast_MetalHde200-W - Retail / Common Area Savings application - Low-Income sector

## Measure Results at End-User Level

[illegible][illegible]

## Measure Results at End-User Level

[illegible]

## Measure Results at End-User Level

[illegible]



OPA Conservation & Demand Management Programs

Measure Results at End-User Level

For: Horizon Utilities Corporation

#	Initiative Number	Initiative Name	Program Name	Program Year	Results Status	#
1565	43	Multi-Family Energy Efficiency Rebates	Consumer, Consumer Low-Income	2009	Final	442
1566	43	Multi-Family Energy Efficiency Rebates	Consumer, Consumer Low-Income	2009	Final	443
1567	43	Multi-Family Energy Efficiency Rebates	Consumer, Consumer Low-Income	2009	Final	444
1568	43	Multi-Family Energy Efficiency Rebates	Consumer, Consumer Low-Income	2009	Final	445
1569	43	Multi-Family Energy Efficiency Rebates	Consumer, Consumer Low-Income	2009	Final	446
1570	43	Multi-Family Energy Efficiency Rebates	Consumer, Consumer Low-Income	2009	Final	447
1571	43	Multi-Family Energy Efficiency Rebates	Consumer, Consumer Low-Income	2009	Final	448
1572	43	Multi-Family Energy Efficiency Rebates	Consumer, Consumer Low-Income	2009	Final	449
1573	43	Multi-Family Energy Efficiency Rebates	Consumer, Consumer Low-Income	2009	Final	450
1574	43	Multi-Family Energy Efficiency Rebates	Consumer, Consumer Low-Income	2009	Final	451
1575	43	Multi-Family Energy Efficiency Rebates	Consumer, Consumer Low-Income	2009	Final	452
1576	43	Multi-Family Energy Efficiency Rebates	Consumer, Consumer Low-Income	2009	Final	453
1577	43	Multi-Family Energy Efficiency Rebates	Consumer, Consumer Low-Income	2009	Final	454
1578	43	Multi-Family Energy Efficiency Rebates	Consumer, Consumer Low-Income	2009	Final	455
1579	43	Multi-Family Energy Efficiency Rebates	Consumer, Consumer Low-Income	2009	Final	456
1580	43	Multi-Family Energy Efficiency Rebates	Consumer, Consumer Low-Income	2009	Final	457
1581	43	Multi-Family Energy Efficiency Rebates	Consumer, Consumer Low-Income	2009	Final	458
1582	43	Multi-Family Energy Efficiency Rebates	Consumer, Consumer Low-Income	2009	Final	459
1583	43	Multi-Family Energy Efficiency Rebates	Consumer, Consumer Low-Income	2009	Final	460
1584	43	Multi-Family Energy Efficiency Rebates	Consumer, Consumer Low-Income	2009	Final	461
1585	43	Multi-Family Energy Efficiency Rebates	Consumer, Consumer Low-Income	2009	Final	462
1586	43	Multi-Family Energy Efficiency Rebates	Consumer, Consumer Low-Income	2009	Final	463
1587	43	Multi-Family Energy Efficiency Rebates	Consumer, Consumer Low-Income	2009	Final	464
1588	43	Multi-Family Energy Efficiency Rebates	Consumer, Consumer Low-Income	2009	Final	465
1589	43	Multi-Family Energy Efficiency Rebates	Consumer, Consumer Low-Income	2009	Final	466
1590	43	Multi-Family Energy Efficiency Rebates	Consumer, Consumer Low-Income	2009	Final	467
1591	43	Multi-Family Energy Efficiency Rebates	Consumer, Consumer Low-Income	2009	Final	468
1592	43	Multi-Family Energy Efficiency Rebates	Consumer, Consumer Low-Income	2009	Final	469
1593	43	Multi-Family Energy Efficiency Rebates	Consumer, Consumer Low-Income	2009	Final	470
1594	44	Demand Response 1	Business, Industrial	2009	Final	1
1595	45	Demand Response 2	Business, Industrial	2009	Final	1
1596	46	Demand Response 3	Business, Industrial	2009	Final	1
1597	47	Loblaw & York Region Demand Response	Business, Industrial	2009	Final	1
1598	47	Loblaw & York Region Demand Response	Business, Industrial	2009	Final	2



# OPA Conservation & Demand Management Programs

Measure Results at End-User Level

For: Horizon Utilities Corporation

#	Initiative Number	Initiative Name	Program Name	Program Year	Results Status	Measure Name
1565	43	Multi-Family Energy Efficiency Rebates	Consumer, Consumer Low-Income	2009	Final	ElecBallast_MetalHde250-360W - Retail / Common Area Savings application - Low-Income sector
1566	43	Multi-Family Energy Efficiency Rebates	Consumer, Consumer Low-Income	2009	Final	ElecBallast_MetalHde400+W - Retail / Common Area Savings application - Low-Income sector
1567	43	Multi-Family Energy Efficiency Rebates	Consumer, Consumer Low-Income	2009	Final	ElecBallast_HighPress200-W - Retail / Common Area Savings application - Low-Income sector
1568	43	Multi-Family Energy Efficiency Rebates	Consumer, Consumer Low-Income	2009	Final	ElecBallast_HighPress250W - Retail / Common Area Savings application - Low-Income sector
1569	43	Multi-Family Energy Efficiency Rebates	Consumer, Consumer Low-Income	2009	Final	ElecBallast_HighPress400W - Retail / Common Area Savings application - Low-Income sector
1570	43	Multi-Family Energy Efficiency Rebates	Consumer, Consumer Low-Income	2009	Final	ElecBallast_HighPress600W - Retail / Common Area Savings application - Low-Income sector
1571	43	Multi-Family Energy Efficiency Rebates	Consumer, Consumer Low-Income	2009	Final	ElecBallast_HighPress1000W - Retail / Common Area Savings application - Low-Income sector
1572	43	Multi-Family Energy Efficiency Rebates	Consumer, Consumer Low-Income	2009	Final	OccSen_SwitchPlate - Retail / Common Area Savings application - Low-Income sector
1573	43	Multi-Family Energy Efficiency Rebates	Consumer, Consumer Low-Income	2009	Final	OccSen_CelingMounted - Retail / Common Area Savings application - Low-Income sector
1574	43	Multi-Family Energy Efficiency Rebates	Consumer, Consumer Low-Income	2009	Final	TempControls_InSuiteHeat - Retail / Common Area Savings application - Low-Income sector
1575	43	Multi-Family Energy Efficiency Rebates	Consumer, Consumer Low-Income	2009	Final	TempControls_InSuiteCool - Retail / Common Area Savings application - Low-Income sector
1576	43	Multi-Family Energy Efficiency Rebates	Consumer, Consumer Low-Income	2009	Final	TempControls_Heat&Cool - Retail / Common Area Savings application - Low-Income sector
1577	43	Multi-Family Energy Efficiency Rebates	Consumer, Consumer Low-Income	2009	Final	ECM_AirFurnace - Retail / Common Area Savings application - Low-Income sector
1578	43	Multi-Family Energy Efficiency Rebates	Consumer, Consumer Low-Income	2009	Final	GroundSource_LowRise - Retail / Common Area Savings application - Low-Income sector
1579	43	Multi-Family Energy Efficiency Rebates	Consumer, Consumer Low-Income	2009	Final	GroundSource_HighRise - Retail / Common Area Savings application - Low-Income sector
1580	43	Multi-Family Energy Efficiency Rebates	Consumer, Consumer Low-Income	2009	Final	GroundSource_Average - Retail / Common Area Savings application - Low-Income sector
1581	43	Multi-Family Energy Efficiency Rebates	Consumer, Consumer Low-Income	2009	Final	Non-ElectricChillers - Retail / Common Area Savings application - Low-Income sector
1582	43	Multi-Family Energy Efficiency Rebates	Consumer, Consumer Low-Income	2009	Final	EnerStarWasher - Retail / Common Area Savings application - Low-Income sector
1583	43	Multi-Family Energy Efficiency Rebates	Consumer, Consumer Low-Income	2009	Final	NaturalGasDryer_InSuite - Retail / Common Area Savings application - Low-Income sector
1584	43	Multi-Family Energy Efficiency Rebates	Consumer, Consumer Low-Income	2009	Final	NaturalGasDryer_Common - Retail / Common Area Savings application - Low-Income sector
1585	43	Multi-Family Energy Efficiency Rebates	Consumer, Consumer Low-Income	2009	Final	EnergyStar_DishWasher - Retail / Common Area Savings application - Low-Income sector
1586	43	Multi-Family Energy Efficiency Rebates	Consumer, Consumer Low-Income	2009	Final	EnergyStar_Fridge - Retail / Common Area Savings application - Low-Income sector
1587	43	Multi-Family Energy Efficiency Rebates	Consumer, Consumer Low-Income	2009	Final	EnergyStar_CeilingFan - Retail / Common Area Savings application - Low-Income sector
1588	43	Multi-Family Energy Efficiency Rebates	Consumer, Consumer Low-Income	2009	Final	Non-ElectricWaterHeater - Retail / Common Area Savings application - Low-Income sector
1589	43	Multi-Family Energy Efficiency Rebates	Consumer, Consumer Low-Income	2009	Final	SolarHotWaterCollector - Retail / Common Area Savings application - Low-Income sector
1590	43	Multi-Family Energy Efficiency Rebates	Consumer, Consumer Low-Income	2009	Final	Non-ElectricTankHotWater - Retail / Common Area Savings application - Low-Income sector
1591	43	Multi-Family Energy Efficiency Rebates	Consumer, Consumer Low-Income	2009	Final	DrainWaterHeatRecovery - Retail / Common Area Savings application - Low-Income sector
1592	43	Multi-Family Energy Efficiency Rebates	Consumer, Consumer Low-Income	2009	Final	DomesticHotWaterRecirc - Retail / Common Area Savings application - Low-Income sector
1593	43	Multi-Family Energy Efficiency Rebates	Consumer, Consumer Low-Income	2009	Final	Custom Project - Custom Project application - Low-Income sector
1594	44	Demand Response 1	Business, Industrial	2009	Final	Voluntary Load Shedding Project
1595	45	Demand Response 2	Business, Industrial	2009	Final	Contractual Load Shifting Project
1596	46	Demand Response 3	Business, Industrial	2009	Final	Contractual Load Shedding Project
1597	47	Loblaw & York Region Demand Response	Business, Industrial	2009	Final	Rodan Contract
1598	47	Loblaw & York Region Demand Response	Business, Industrial	2009	Final	Loblaw Contract



OPA Conservation & Demand Management Programs

Measure Results at End-User Level

For: Horizon Utilities Corporation

#	Initiative Number	Initiative Name	Program Name	Program Year	Results Status	Assumptions				Activity Results (#)
						Net Annual Energy Savings (kWh)	Net Lifetime Energy Savings (kWh)	Aggregate Net-to-Gross Adjustment (%)	Effective Useful Life (EUL)	
1565	43	Multi-Family Energy Efficiency Rebates	Consumer, Consumer Low-Income	2009	Final	Quasi-Prescriptive	Quasi-Prescriptive	100.0	12.1	n/a
1566	43	Multi-Family Energy Efficiency Rebates	Consumer, Consumer Low-Income	2009	Final	Quasi-Prescriptive	Quasi-Prescriptive	100.0	12.1	n/a
1567	43	Multi-Family Energy Efficiency Rebates	Consumer, Consumer Low-Income	2009	Final	Quasi-Prescriptive	Quasi-Prescriptive	100.0	12.1	n/a
1568	43	Multi-Family Energy Efficiency Rebates	Consumer, Consumer Low-Income	2009	Final	Quasi-Prescriptive	Quasi-Prescriptive	100.0	12.1	n/a
1569	43	Multi-Family Energy Efficiency Rebates	Consumer, Consumer Low-Income	2009	Final	Quasi-Prescriptive	Quasi-Prescriptive	100.0	12.1	n/a
1570	43	Multi-Family Energy Efficiency Rebates	Consumer, Consumer Low-Income	2009	Final	Quasi-Prescriptive	Quasi-Prescriptive	100.0	12.1	n/a
1571	43	Multi-Family Energy Efficiency Rebates	Consumer, Consumer Low-Income	2009	Final	Quasi-Prescriptive	Quasi-Prescriptive	100.0	12.1	n/a
1572	43	Multi-Family Energy Efficiency Rebates	Consumer, Consumer Low-Income	2009	Final	Quasi-Prescriptive	Quasi-Prescriptive	100.0	12.1	n/a
1573	43	Multi-Family Energy Efficiency Rebates	Consumer, Consumer Low-Income	2009	Final	Quasi-Prescriptive	Quasi-Prescriptive	100.0	12.1	n/a
1574	43	Multi-Family Energy Efficiency Rebates	Consumer, Consumer Low-Income	2009	Final	Quasi-Prescriptive	Quasi-Prescriptive	100.0	12.1	n/a
1575	43	Multi-Family Energy Efficiency Rebates	Consumer, Consumer Low-Income	2009	Final	Quasi-Prescriptive	Quasi-Prescriptive	100.0	12.1	n/a
1576	43	Multi-Family Energy Efficiency Rebates	Consumer, Consumer Low-Income	2009	Final	Quasi-Prescriptive	Quasi-Prescriptive	100.0	12.1	n/a
1577	43	Multi-Family Energy Efficiency Rebates	Consumer, Consumer Low-Income	2009	Final	Quasi-Prescriptive	Quasi-Prescriptive	100.0	12.1	n/a
1578	43	Multi-Family Energy Efficiency Rebates	Consumer, Consumer Low-Income	2009	Final	Quasi-Prescriptive	Quasi-Prescriptive	100.0	12.1	n/a
1579	43	Multi-Family Energy Efficiency Rebates	Consumer, Consumer Low-Income	2009	Final	Quasi-Prescriptive	Quasi-Prescriptive	100.0	12.1	n/a
1580	43	Multi-Family Energy Efficiency Rebates	Consumer, Consumer Low-Income	2009	Final	Quasi-Prescriptive	Quasi-Prescriptive	100.0	12.1	n/a
1581	43	Multi-Family Energy Efficiency Rebates	Consumer, Consumer Low-Income	2009	Final	Quasi-Prescriptive	Quasi-Prescriptive	100.0	12.1	n/a
1582	43	Multi-Family Energy Efficiency Rebates	Consumer, Consumer Low-Income	2009	Final	Quasi-Prescriptive	Quasi-Prescriptive	100.0	12.1	n/a
1583	43	Multi-Family Energy Efficiency Rebates	Consumer, Consumer Low-Income	2009	Final	Quasi-Prescriptive	Quasi-Prescriptive	100.0	12.1	n/a
1584	43	Multi-Family Energy Efficiency Rebates	Consumer, Consumer Low-Income	2009	Final	Quasi-Prescriptive	Quasi-Prescriptive	100.0	12.1	n/a
1585	43	Multi-Family Energy Efficiency Rebates	Consumer, Consumer Low-Income	2009	Final	Quasi-Prescriptive	Quasi-Prescriptive	100.0	12.1	n/a
1586	43	Multi-Family Energy Efficiency Rebates	Consumer, Consumer Low-Income	2009	Final	Quasi-Prescriptive	Quasi-Prescriptive	100.0	12.1	n/a
1587	43	Multi-Family Energy Efficiency Rebates	Consumer, Consumer Low-Income	2009	Final	Quasi-Prescriptive	Quasi-Prescriptive	100.0	12.1	n/a
1588	43	Multi-Family Energy Efficiency Rebates	Consumer, Consumer Low-Income	2009	Final	Quasi-Prescriptive	Quasi-Prescriptive	100.0	12.1	n/a
1589	43	Multi-Family Energy Efficiency Rebates	Consumer, Consumer Low-Income	2009	Final	Quasi-Prescriptive	Quasi-Prescriptive	100.0	12.1	n/a
1590	43	Multi-Family Energy Efficiency Rebates	Consumer, Consumer Low-Income	2009	Final	Quasi-Prescriptive	Quasi-Prescriptive	100.0	12.1	n/a
1591	43	Multi-Family Energy Efficiency Rebates	Consumer, Consumer Low-Income	2009	Final	Quasi-Prescriptive	Quasi-Prescriptive	100.0	12.1	n/a
1592	43	Multi-Family Energy Efficiency Rebates	Consumer, Consumer Low-Income	2009	Final	Quasi-Prescriptive	Quasi-Prescriptive	100.0	12.1	n/a
1593	43	Multi-Family Energy Efficiency Rebates	Consumer, Consumer Low-Income	2009	Final	Custom	Custom	100.0	Custom	n/a
1594	44	Demand Response 1	Business, Industrial	2009	Final	Custom	Custom	100.0	1.0	0.850
1595	45	Demand Response 2	Business, Industrial	2009	Final	Custom	Custom	100.0	1.0	0.141
1596	46	Demand Response 3	Business, Industrial	2009	Final	Custom	Custom	100.0	1.0	5.740
1597	47	Loblaw & York Region Demand Response	Business, Industrial	2009	Final	0	0	100.0	1.0	0.047
1598	47	Loblaw & York Region Demand Response	Business, Industrial	2009	Final	0	0	100.0	1.0	0.047

# OPA Conservation & Demand Management Programs

Measure Results at End-User Level

For: Horizon Utilities Corporation

#	Initiative Number	Initiative Name	Program Name	Program Year	Results Status	LDC Specific Results					
						Gross Summer Peak Demand Savings (kW)	Gross Annual Energy Savings (kWh)	Gross Lifetime Energy Savings (kWh)	Net Summer Peak Demand Savings (kW)	Net Annual Energy Savings (kWh)	Net Lifetime Energy Savings (kWh)
1565	43	Multi-Family Energy Efficiency Rebates	Consumer, Consumer Low-Income	2009	Final	n/a	n/a	n/a	n/a	n/a	n/a
1566	43	Multi-Family Energy Efficiency Rebates	Consumer, Consumer Low-Income	2009	Final	n/a	n/a	n/a	n/a	n/a	n/a
1567	43	Multi-Family Energy Efficiency Rebates	Consumer, Consumer Low-Income	2009	Final	n/a	n/a	n/a	n/a	n/a	n/a
1568	43	Multi-Family Energy Efficiency Rebates	Consumer, Consumer Low-Income	2009	Final	n/a	n/a	n/a	n/a	n/a	n/a
1569	43	Multi-Family Energy Efficiency Rebates	Consumer, Consumer Low-Income	2009	Final	n/a	n/a	n/a	n/a	n/a	n/a
1570	43	Multi-Family Energy Efficiency Rebates	Consumer, Consumer Low-Income	2009	Final	n/a	n/a	n/a	n/a	n/a	n/a
1571	43	Multi-Family Energy Efficiency Rebates	Consumer, Consumer Low-Income	2009	Final	n/a	n/a	n/a	n/a	n/a	n/a
1572	43	Multi-Family Energy Efficiency Rebates	Consumer, Consumer Low-Income	2009	Final	n/a	n/a	n/a	n/a	n/a	n/a
1573	43	Multi-Family Energy Efficiency Rebates	Consumer, Consumer Low-Income	2009	Final	n/a	n/a	n/a	n/a	n/a	n/a
1574	43	Multi-Family Energy Efficiency Rebates	Consumer, Consumer Low-Income	2009	Final	n/a	n/a	n/a	n/a	n/a	n/a
1575	43	Multi-Family Energy Efficiency Rebates	Consumer, Consumer Low-Income	2009	Final	n/a	n/a	n/a	n/a	n/a	n/a
1576	43	Multi-Family Energy Efficiency Rebates	Consumer, Consumer Low-Income	2009	Final	n/a	n/a	n/a	n/a	n/a	n/a
1577	43	Multi-Family Energy Efficiency Rebates	Consumer, Consumer Low-Income	2009	Final	n/a	n/a	n/a	n/a	n/a	n/a
1578	43	Multi-Family Energy Efficiency Rebates	Consumer, Consumer Low-Income	2009	Final	n/a	n/a	n/a	n/a	n/a	n/a
1579	43	Multi-Family Energy Efficiency Rebates	Consumer, Consumer Low-Income	2009	Final	n/a	n/a	n/a	n/a	n/a	n/a
1580	43	Multi-Family Energy Efficiency Rebates	Consumer, Consumer Low-Income	2009	Final	n/a	n/a	n/a	n/a	n/a	n/a
1581	43	Multi-Family Energy Efficiency Rebates	Consumer, Consumer Low-Income	2009	Final	n/a	n/a	n/a	n/a	n/a	n/a
1582	43	Multi-Family Energy Efficiency Rebates	Consumer, Consumer Low-Income	2009	Final	n/a	n/a	n/a	n/a	n/a	n/a
1583	43	Multi-Family Energy Efficiency Rebates	Consumer, Consumer Low-Income	2009	Final	n/a	n/a	n/a	n/a	n/a	n/a
1584	43	Multi-Family Energy Efficiency Rebates	Consumer, Consumer Low-Income	2009	Final	n/a	n/a	n/a	n/a	n/a	n/a
1585	43	Multi-Family Energy Efficiency Rebates	Consumer, Consumer Low-Income	2009	Final	n/a	n/a	n/a	n/a	n/a	n/a
1586	43	Multi-Family Energy Efficiency Rebates	Consumer, Consumer Low-Income	2009	Final	n/a	n/a	n/a	n/a	n/a	n/a
1587	43	Multi-Family Energy Efficiency Rebates	Consumer, Consumer Low-Income	2009	Final	n/a	n/a	n/a	n/a	n/a	n/a
1588	43	Multi-Family Energy Efficiency Rebates	Consumer, Consumer Low-Income	2009	Final	n/a	n/a	n/a	n/a	n/a	n/a
1589	43	Multi-Family Energy Efficiency Rebates	Consumer, Consumer Low-Income	2009	Final	n/a	n/a	n/a	n/a	n/a	n/a
1590	43	Multi-Family Energy Efficiency Rebates	Consumer, Consumer Low-Income	2009	Final	n/a	n/a	n/a	n/a	n/a	n/a
1591	43	Multi-Family Energy Efficiency Rebates	Consumer, Consumer Low-Income	2009	Final	n/a	n/a	n/a	n/a	n/a	n/a
1592	43	Multi-Family Energy Efficiency Rebates	Consumer, Consumer Low-Income	2009	Final	n/a	n/a	n/a	n/a	n/a	n/a
1593	43	Multi-Family Energy Efficiency Rebates	Consumer, Consumer Low-Income	2009	Final	n/a	n/a	n/a	n/a	n/a	n/a
1594	44	Demand Response 1	Business, Industrial	2009	Final	8,244.71	362,250	362,250	8,244.71	362,250	362,250
1595	45	Demand Response 2	Business, Industrial	2009	Final	5,598.40	3,448,428	3,448,428	5,598.40	3,448,428	3,448,428
1596	46	Demand Response 3	Business, Industrial	2009	Final	7,997.72	65,864	65,864	7,997.72	65,864	65,864
1597	47	Loblaw & York Region Demand Response	Business, Industrial	2009	Final	903.74	0	0	903.74	0	0
1598	47	Loblaw & York Region Demand Response	Business, Industrial	2009	Final	470.45	0	0	470.45	0	0

OPA Conservation & Demand Management Programs

Measure Results at End-User Level

For: Horizon Utilities Corporation

#	Initiative Number	Initiative Name	Program Name	Program Year	Results Status	#
1599	48	LDC Custom - Thunder Bay Hydro - Phantom Load	Consumer	2009	Final	1
1600	49	LDC Custom - Toronto Hydro - Summer Challenge	Consumer	2009	Final	1
1601	50	LDC Custom - PowerStream - Data Centers	Business	2009	Final	1
1602	51	Toronto Comprehensive Adjustment	Consumer, Business	2008	Final	1
1603	51	Toronto Comprehensive Adjustment	Consumer, Business	2008	Final	2
1604	52	LDC Custom - Hydro One Networks Inc. - Double Return Adjustment	Business, Industrial	2008	Final	1

# OPA Conservation & Demand Management Programs

Measure Results at End-User Level

For: Horizon Utilities Corporation

#	Initiative Number	Initiative Name	Program Name	Program Year	Results Status	Measure Name
1599	48	LDC Custom - Thunder Bay Hydro - Phantom Load	Consumer	2009	Final	Power Bar with Integrated Timer
1600	49	LDC Custom - Toronto Hydro - Summer Challenge	Consumer	2009	Final	Households
1601	50	LDC Custom - PowerStream - Data Centers	Business	2009	Final	Data Centers
1602	51	Toronto Comprehensive Adjustment	Consumer, Business	2008	Final	Toronto Hydro-Electric System Limited – Business Incentive Program (BIP) - Commercial
1603	51	Toronto Comprehensive Adjustment	Consumer, Business	2008	Final	Toronto Hydro-Electric System Limited – Business Incentive Program (BIP) - Multi-Family
1604	52	LDC Custom - Hydro One Networks Inc. - Double Return Adjustment	Business, Industrial	2008	Final	Custom Project



OPA Conservation & Demand Management Programs

Measure Results at End-User Level

For: Horizon Utilities Corporation

#	Initiative Number	Initiative Name	Program Name	Program Year	Results Status	Unit Savings As			
						Gross Summer Peak Demand Savings (kW)	Gross Annual Energy Savings (kWh)	Gross Lifetime Energy Savings (kWh)	Net Summer Peak Demand Savings (kW)
1599	48	LDC Custom - Thunder Bay Hydro - Phantom Load	Consumer	2009	Final	0.096	347	347	0.090
1600	49	LDC Custom - Toronto Hydro - Summer Challenge	Consumer	2009	Final	0.195	748	748	0.148
1601	50	LDC Custom - PowerStream - Data Centers	Business	2009	Final	Custom	Custom	Custom	Custom
1602	51	Toronto Comprehensive Adjustment	Consumer, Business	2008	Final	Custom	Custom	Custom	Custom
1603	51	Toronto Comprehensive Adjustment	Consumer, Business	2008	Final	Custom	Custom	Custom	Custom
1604	52	LDC Custom - Hydro One Networks Inc. - Double Return Adjustment	Business, Industrial	2008	Final	Custom	Custom	Custom	Custom

OPA Conservation & Demand Management Programs

Measure Results at End-User Level

For: Horizon Utilities Corporation

#	Initiative Number	Initiative Name	Program Name	Program Year	Results Status	Assumptions				Activity Results (#)
						Net Annual Energy Savings (kWh)	Net Lifetime Energy Savings (kWh)	Aggregate Net-to-Gross Adjustment (%)	Effective Useful Life (EUL)	
1599	48	LDC Custom - Thunder Bay Hydro - Phantom Load	Consumer	2009	Final	326	326	94.0	1.0	0.000
1600	49	LDC Custom - Toronto Hydro - Summer Challenge	Consumer	2009	Final	569	569	76.0	1.0	0.000
1601	50	LDC Custom - PowerStream - Data Centers	Business	2009	Final	Custom	Custom	100.0	20.0	0.000
1602	51	Toronto Comprehensive Adjustment	Consumer, Business	2008	Final	Custom	Custom	59.0	5.2	0.000
1603	51	Toronto Comprehensive Adjustment	Consumer, Business	2008	Final	Custom	Custom	59.0	6.6	0.000
1604	52	LDC Custom - Hydro One Networks Inc. - Double Return Adjustment	Business, Industrial	2008	Final	Custom	Custom	100.0	1.0	0.000

OPA Conservation & Demand Management Programs

Measure Results at End-User Level

For: Horizon Utilities Corporation

#	Initiative Number	Initiative Name	Program Name	Program Year	Results Status	LDC Specific Results					
						Gross Summer Peak Demand Savings (kW)	Gross Annual Energy Savings (kWh)	Gross Lifetime Energy Savings (kWh)	Net Summer Peak Demand Savings (kW)	Net Annual Energy Savings (kWh)	Net Lifetime Energy Savings (kWh)
1599	48	LDC Custom - Thunder Bay Hydro - Phantom Load	Consumer	2009	Final	0.00	0	0	0.00	0	0
1600	49	LDC Custom - Toronto Hydro - Summer Challenge	Consumer	2009	Final	0.00	0	0	0.00	0	0
1601	50	LDC Custom - PowerStream - Data Centers	Business	2009	Final	0.00	0	0	0.00	0	0
1602	51	Toronto Comprehensive Adjustment	Consumer, Business	2008	Final	0.00	0	0	0.00	0	0
1603	51	Toronto Comprehensive Adjustment	Consumer, Business	2008	Final	0.00	0	0	0.00	0	0
1604	52	LDC Custom - Hydro One Networks Inc. - Double Return Adjustment	Business, Industrial	2008	Final	0.00	0	0	0.00	0	0

OPA Conservation & Demand Management Programs

Measure Results at End-User Level

For: Province Wide

#	Initiative Number	Initiative Name	Program Name	Program Year	Results Status	#
1	1	Secondary Refrigerator Retirement Pilot	Consumer	2006	Final	1
2	1	Secondary Refrigerator Retirement Pilot	Consumer	2006	Final	2
3	2	Cool & Hot Savings Rebate	Consumer	2006	Final	1
4	2	Cool & Hot Savings Rebate	Consumer	2006	Final	2
5	2	Cool & Hot Savings Rebate	Consumer	2006	Final	3
6	2	Cool & Hot Savings Rebate	Consumer	2006	Final	4
7	2	Cool & Hot Savings Rebate	Consumer	2006	Final	5
8	2	Cool & Hot Savings Rebate	Consumer	2006	Final	6
9	3	Every Kilowatt Counts	Consumer	2006	Final	1
10	3	Every Kilowatt Counts	Consumer	2006	Final	2
11	3	Every Kilowatt Counts	Consumer	2006	Final	3
12	3	Every Kilowatt Counts	Consumer	2006	Final	4
13	3	Every Kilowatt Counts	Consumer	2006	Final	5
14	3	Every Kilowatt Counts	Consumer	2006	Final	6
15	3	Every Kilowatt Counts	Consumer	2006	Final	7
16	3	Every Kilowatt Counts	Consumer	2006	Final	8
17	3	Every Kilowatt Counts	Consumer	2006	Final	9
18	3	Every Kilowatt Counts	Consumer	2006	Final	10
19	4	Demand Response 1	Business, Industrial	2006	Final	1
20	5	Loblaw & York Region Demand Response	Business, Industrial	2006	Final	1
21	5	Loblaw & York Region Demand Response	Business, Industrial	2006	Final	2
22	6	Great Refrigerator Roundup	Consumer	2007	Final	1
23	6	Great Refrigerator Roundup	Consumer	2007	Final	2
24	6	Great Refrigerator Roundup	Consumer	2007	Final	3
25	6	Great Refrigerator Roundup	Consumer	2007	Final	4
26	6	Great Refrigerator Roundup	Consumer	2007	Final	5
27	6	Great Refrigerator Roundup	Consumer	2007	Final	6
28	6	Great Refrigerator Roundup	Consumer	2007	Final	7
29	6	Great Refrigerator Roundup	Consumer	2007	Final	8
30	6	Great Refrigerator Roundup	Consumer	2007	Final	9
31	7	Cool & Hot Savings Rebate	Consumer	2007	Final	1
32	7	Cool & Hot Savings Rebate	Consumer	2007	Final	2
33	7	Cool & Hot Savings Rebate	Consumer	2007	Final	3
34	7	Cool & Hot Savings Rebate	Consumer	2007	Final	4

# OPA Conservation & Demand Management Programs

Measure Results at End-User Level

For: Province Wide

#	Initiative Number	Initiative Name	Program Name	Program Year	Results Status	Measure Name
1	1	Secondary Refrigerator Retirement Pilot	Consumer	2006	Final	Refrigerator Retirement
2	1	Secondary Refrigerator Retirement Pilot	Consumer	2006	Final	Freezer Retirement
3	2	Cool & Hot Savings Rebate	Consumer	2006	Final	Energy Star® Central Air Conditioner - Cool Savings
4	2	Cool & Hot Savings Rebate	Consumer	2006	Final	Programmable Thermostat - Cool Savings
5	2	Cool & Hot Savings Rebate	Consumer	2006	Final	Central Air Conditioner Tune-ups - Cool Savings
6	2	Cool & Hot Savings Rebate	Consumer	2006	Final	Energy Star® Central Air Conditioner - Hot Savings
7	2	Cool & Hot Savings Rebate	Consumer	2006	Final	Efficient Furnace with ECM - Hot Savings
8	2	Cool & Hot Savings Rebate	Consumer	2006	Final	Programmable Thermostat - Hot Savings
9	3	Every Kilowatt Counts	Consumer	2006	Final	Energy Star® Compact Fluorescent Light Bulb - Spring Campaign
10	3	Every Kilowatt Counts	Consumer	2006	Final	Electric Timers - Spring Campaign
11	3	Every Kilowatt Counts	Consumer	2006	Final	Programmable Thermostats - Spring Campaign
12	3	Every Kilowatt Counts	Consumer	2006	Final	Energy Star® Ceiling Fans - Spring Campaign
13	3	Every Kilowatt Counts	Consumer	2006	Final	Energy Star® Compact Fluorescent Light Bulb - Autumn Campaign
14	3	Every Kilowatt Counts	Consumer	2006	Final	Seasonal Light Emitting Diode Light String - Autumn Campaign
15	3	Every Kilowatt Counts	Consumer	2006	Final	Programmable Thermostats - Autumn Campaign
16	3	Every Kilowatt Counts	Consumer	2006	Final	Dimmers - Autumn Campaign
17	3	Every Kilowatt Counts	Consumer	2006	Final	Indoor Motion Sensors - Autumn Campaign
18	3	Every Kilowatt Counts	Consumer	2006	Final	Programmable Basebaord Thermostats - Autumn Campaign
19	4	Demand Response 1	Business, Industrial	2006	Final	Voluntary Load Shedding Project
20	5	Loblaw & York Region Demand Response	Business, Industrial	2006	Final	Rodan Contract
21	5	Loblaw & York Region Demand Response	Business, Industrial	2006	Final	Loblaw Contract
22	6	Great Refrigerator Roundup	Consumer	2007	Final	Bottom Freezer Fridge
23	6	Great Refrigerator Roundup	Consumer	2007	Final	Chest Freezer
24	6	Great Refrigerator Roundup	Consumer	2007	Final	Side by Side Fridge-Freezer
25	6	Great Refrigerator Roundup	Consumer	2007	Final	Single Door Fridge
26	6	Great Refrigerator Roundup	Consumer	2007	Final	Small Freezer (under 10 cubic feet)
27	6	Great Refrigerator Roundup	Consumer	2007	Final	Small Fridge (under 10 cubic feet)
28	6	Great Refrigerator Roundup	Consumer	2007	Final	Top Freezer Fridge
29	6	Great Refrigerator Roundup	Consumer	2007	Final	Upright Freezer
30	6	Great Refrigerator Roundup	Consumer	2007	Final	Window Air Conditioner
31	7	Cool & Hot Savings Rebate	Consumer	2007	Final	Energy Star® Central Air Conditioner - Hot Savings
32	7	Cool & Hot Savings Rebate	Consumer	2007	Final	Efficient Furnace with ECM - Hot Savings
33	7	Cool & Hot Savings Rebate	Consumer	2007	Final	Programmable Thermostat - Hot Savings
34	7	Cool & Hot Savings Rebate	Consumer	2007	Final	Energy Star® Central Air Conditioner, Tier 2 - Cool Savings

OPA Conservation & Demand Management Programs

Measure Results at End-User Level

For: Province Wide

#	Initiative Number	Initiative Name	Program Name	Program Year	Results Status
1	1	Secondary Refrigerator Retirement Pilot	Consumer	2006	Final
2	1	Secondary Refrigerator Retirement Pilot	Consumer	2006	Final
3	2	Cool & Hot Savings Rebate	Consumer	2006	Final
4	2	Cool & Hot Savings Rebate	Consumer	2006	Final
5	2	Cool & Hot Savings Rebate	Consumer	2006	Final
6	2	Cool & Hot Savings Rebate	Consumer	2006	Final
7	2	Cool & Hot Savings Rebate	Consumer	2006	Final
8	2	Cool & Hot Savings Rebate	Consumer	2006	Final
9	3	Every Kilowatt Counts	Consumer	2006	Final
10	3	Every Kilowatt Counts	Consumer	2006	Final
11	3	Every Kilowatt Counts	Consumer	2006	Final
12	3	Every Kilowatt Counts	Consumer	2006	Final
13	3	Every Kilowatt Counts	Consumer	2006	Final
14	3	Every Kilowatt Counts	Consumer	2006	Final
15	3	Every Kilowatt Counts	Consumer	2006	Final
16	3	Every Kilowatt Counts	Consumer	2006	Final
17	3	Every Kilowatt Counts	Consumer	2006	Final
18	3	Every Kilowatt Counts	Consumer	2006	Final
19	4	Demand Response 1	Business, Industrial	2006	Final
20	5	Loblaw & York Region Demand Response	Business, Industrial	2006	Final
21	5	Loblaw & York Region Demand Response	Business, Industrial	2006	Final
22	6	Great Refrigerator Roundup	Consumer	2007	Final
23	6	Great Refrigerator Roundup	Consumer	2007	Final
24	6	Great Refrigerator Roundup	Consumer	2007	Final
25	6	Great Refrigerator Roundup	Consumer	2007	Final
26	6	Great Refrigerator Roundup	Consumer	2007	Final
27	6	Great Refrigerator Roundup	Consumer	2007	Final
28	6	Great Refrigerator Roundup	Consumer	2007	Final
29	6	Great Refrigerator Roundup	Consumer	2007	Final
30	6	Great Refrigerator Roundup	Consumer	2007	Final
31	7	Cool & Hot Savings Rebate	Consumer	2007	Final
32	7	Cool & Hot Savings Rebate	Consumer	2007	Final
33	7	Cool & Hot Savings Rebate	Consumer	2007	Final
34	7	Cool & Hot Savings Rebate	Consumer	2007	Final

Unit Savings As			
Gross Summer Peak Demand Savings (kW)	Gross Annual Energy Savings (kWh)	Gross Lifetime Energy Savings (kWh)	Net Summer Peak Demand Savings (kW)
0.272	1,200	7,200	0.245
0.204	900	5,400	0.184
0.399	390	5,460	0.359
0.181	177	3,179	0.163
0.420	410	3,280	0.378
0.169	155	2,789	0.097
0.496	837	12,550	0.293
0.028	54	804	0.008
0.000	104	418	0.000
0.000	183	3,660	0.000
0.050	216	3,240	0.045
0.014	141	2,820	0.013
0.000	104	418	0.000
0.000	31	923	0.000
0.118	522	9,398	0.106
0.000	139	1,390	0.000
0.000	209	4,180	0.000
0.000	1,466	26,393	0.000
Custom	Custom	Custom	Custom
3,000.000	0	0	3,000.000
10,000.000	0	0	10,000.000
0.115	1,064	9,578	0.084
0.067	471	3,772	0.031
0.097	900	8,099	0.038
0.078	721	6,491	0.030
0.048	339	2,708	0.015
0.052	490	4,410	0.016
0.079	732	6,586	0.031
0.106	743	5,943	0.049
0.562	240	1,081	0.242
0.169	155	2,789	0.097
0.496	837	12,550	0.293
0.028	54	804	0.008
0.169	155	2,789	0.097



OPA Conservation & Demand Management Programs

Measure Results at End-User Level

For: Province Wide

#	Initiative Number	Initiative Name	Program Name	Program Year	Results Status	Assumptions				Activity Results (#)
						Net Annual Energy Savings (kWh)	Net Lifetime Energy Savings (kWh)	Aggregate Net-to-Gross Adjustment (%)	Effective Useful Life (EUL)	
1	1	Secondary Refrigerator Retirement Pilot	Consumer	2006	Final	1,080	6,480	90.0	6.0	5,018
2	1	Secondary Refrigerator Retirement Pilot	Consumer	2006	Final	810	4,860	90.0	6.0	217
3	2	Cool & Hot Savings Rebate	Consumer	2006	Final	351	4,914	90.0	14.0	14,393
4	2	Cool & Hot Savings Rebate	Consumer	2006	Final	159	2,861	90.0	18.0	10,965
5	2	Cool & Hot Savings Rebate	Consumer	2006	Final	369	2,952	90.0	8.0	9,816
6	2	Cool & Hot Savings Rebate	Consumer	2006	Final	89	1,595	57.2	18.0	2,932
7	2	Cool & Hot Savings Rebate	Consumer	2006	Final	494	7,417	59.1	15.0	6,171
8	2	Cool & Hot Savings Rebate	Consumer	2006	Final	15	221	27.5	15.0	5,704
9	3	Every Kilowatt Counts	Consumer	2006	Final	94	376	90.0	4.0	1,338,276
10	3	Every Kilowatt Counts	Consumer	2006	Final	165	3,294	90.0	20.0	37,518
11	3	Every Kilowatt Counts	Consumer	2006	Final	194	2,916	90.0	15.0	16,320
12	3	Every Kilowatt Counts	Consumer	2006	Final	127	2,538	90.0	20.0	12,415
13	3	Every Kilowatt Counts	Consumer	2006	Final	94	376	90.0	4.0	1,984,267
14	3	Every Kilowatt Counts	Consumer	2006	Final	28	830	90.0	30.0	477,612
15	3	Every Kilowatt Counts	Consumer	2006	Final	470	8,458	90.0	18.0	31,484
16	3	Every Kilowatt Counts	Consumer	2006	Final	125	1,251	90.0	10.0	24,895
17	3	Every Kilowatt Counts	Consumer	2006	Final	188	3,762	90.0	20.0	8,933
18	3	Every Kilowatt Counts	Consumer	2006	Final	1,320	23,754	90.0	18.0	1,875
19	4	Demand Response 1	Business, Industrial	2006	Final	Custom	Custom	100.0	1.0	9
20	5	Loblaw & York Region Demand Response	Business, Industrial	2006	Final	0	0	100.0	1.0	1
21	5	Loblaw & York Region Demand Response	Business, Industrial	2006	Final	0	0	100.0	1.0	1
22	6	Great Refrigerator Roundup	Consumer	2007	Final	778	7,002	73.1	9.0	321
23	6	Great Refrigerator Roundup	Consumer	2007	Final	216	1,724	45.7	8.0	8,878
24	6	Great Refrigerator Roundup	Consumer	2007	Final	352	3,171	39.1	9.0	2,652
25	6	Great Refrigerator Roundup	Consumer	2007	Final	282	2,541	39.1	9.0	7,348
26	6	Great Refrigerator Roundup	Consumer	2007	Final	102	815	30.1	8.0	324
27	6	Great Refrigerator Roundup	Consumer	2007	Final	147	1,327	30.1	9.0	576
28	6	Great Refrigerator Roundup	Consumer	2007	Final	286	2,578	39.1	9.0	26,618
29	6	Great Refrigerator Roundup	Consumer	2007	Final	340	2,717	45.7	8.0	1,716
30	6	Great Refrigerator Roundup	Consumer	2007	Final	104	466	43.1	4.5	755
31	7	Cool & Hot Savings Rebate	Consumer	2007	Final	89	1,595	57.2	18.0	2,932
32	7	Cool & Hot Savings Rebate	Consumer	2007	Final	494	7,417	59.1	15.0	6,171
33	7	Cool & Hot Savings Rebate	Consumer	2007	Final	15	221	27.5	15.0	5,704
34	7	Cool & Hot Savings Rebate	Consumer	2007	Final	89	1,595	57.2	18.0	22,815

# OPA Conservation & Demand Management Programs

Measure Results at End-User Level

For: Province Wide

#	Initiative Number	Initiative Name	Program Name	Program Year	Results Status	Province Wide Results					
						Gross Summer Peak Demand Savings (kW)	Gross Annual Energy Savings (kWh)	Gross Lifetime Energy Savings (kWh)	Net Summer Peak Demand Savings (kW)	Net Annual Energy Savings (kWh)	Net Lifetime Energy Savings (kWh)
1	1	Secondary Refrigerator Retirement Pilot	Consumer	2006	Final	1,364.90	6,021,600	36,129,600	1,228.41	5,419,440	32,516,640
2	1	Secondary Refrigerator Retirement Pilot	Consumer	2006	Final	44.27	195,300	1,171,800	39.84	175,770	1,054,620
3	2	Cool & Hot Savings Rebate	Consumer	2006	Final	5,741.11	5,613,333	78,586,667	5,167.00	5,052,000	70,728,000
4	2	Cool & Hot Savings Rebate	Consumer	2006	Final	1,985.56	1,936,667	34,860,000	1,787.00	1,743,000	31,374,000
5	2	Cool & Hot Savings Rebate	Consumer	2006	Final	4,122.22	4,024,444	32,195,556	3,710.00	3,622,000	28,976,000
6	2	Cool & Hot Savings Rebate	Consumer	2006	Final	496.64	454,172	8,175,100	284.08	259,787	4,676,157
7	2	Cool & Hot Savings Rebate	Consumer	2006	Final	3,061.69	5,163,253	77,448,793	1,809.46	3,051,482	45,772,237
8	2	Cool & Hot Savings Rebate	Consumer	2006	Final	157.38	305,708	4,585,614	43.22	83,953	1,259,301
9	3	Every Kilowatt Counts	Consumer	2006	Final	0.00	139,715,977	558,863,907	0.00	125,744,379	502,977,517
10	3	Every Kilowatt Counts	Consumer	2006	Final	0.00	6,865,794	137,315,880	0.00	6,179,215	123,584,292
11	3	Every Kilowatt Counts	Consumer	2006	Final	816.00	3,525,120	52,876,800	734.40	3,172,608	47,589,120
12	3	Every Kilowatt Counts	Consumer	2006	Final	173.81	1,750,515	35,010,300	156.43	1,575,464	31,509,270
13	3	Every Kilowatt Counts	Consumer	2006	Final	0.00	207,157,479	828,629,916	0.00	186,441,731	745,766,924
14	3	Every Kilowatt Counts	Consumer	2006	Final	0.00	14,686,569	440,597,070	0.00	13,217,912	396,537,363
15	3	Every Kilowatt Counts	Consumer	2006	Final	3,706.77	16,437,587	295,876,566	3,336.10	14,793,828	266,288,909
16	3	Every Kilowatt Counts	Consumer	2006	Final	0.00	3,460,405	34,604,050	0.00	3,114,365	31,143,645
17	3	Every Kilowatt Counts	Consumer	2006	Final	0.00	1,866,997	37,339,940	0.00	1,680,297	33,605,946
18	3	Every Kilowatt Counts	Consumer	2006	Final	0.00	2,749,679	49,494,223	0.00	2,474,711	44,544,801
19	4	Demand Response 1	Business, Industrial	2006	Final	265,600.00	0	0	265,600.00	0	0
20	5	Loblaw & York Region Demand Response	Business, Industrial	2006	Final	3,000.00	0	0	3,000.00	0	0
21	5	Loblaw & York Region Demand Response	Business, Industrial	2006	Final	10,000.00	0	0	10,000.00	0	0
22	6	Great Refrigerator Roundup	Consumer	2007	Final	37.21	342,957	3,086,614	27.20	250,695	2,256,253
23	6	Great Refrigerator Roundup	Consumer	2007	Final	602.01	4,208,044	33,664,349	275.22	1,923,760	15,390,078
24	6	Great Refrigerator Roundup	Consumer	2007	Final	257.65	2,398,636	21,587,722	100.87	939,019	8,451,170
25	6	Great Refrigerator Roundup	Consumer	2007	Final	574.23	5,326,742	47,940,677	224.80	2,085,315	18,767,835
26	6	Great Refrigerator Roundup	Consumer	2007	Final	15.79	110,406	883,245	4.75	33,234	265,871
27	6	Great Refrigerator Roundup	Consumer	2007	Final	29.86	283,781	2,554,032	8.99	85,423	768,804
28	6	Great Refrigerator Roundup	Consumer	2007	Final	2,112.16	19,577,488	176,197,390	826.87	7,664,203	68,977,825
29	6	Great Refrigerator Roundup	Consumer	2007	Final	183.38	1,281,806	10,254,447	83.83	585,994	4,687,949
30	6	Great Refrigerator Roundup	Consumer	2007	Final	427.36	182,771	822,470	184.19	78,774	354,484
31	7	Cool & Hot Savings Rebate	Consumer	2007	Final	496.64	454,172	8,175,100	284.08	259,787	4,676,157
32	7	Cool & Hot Savings Rebate	Consumer	2007	Final	3,061.69	5,163,253	77,448,793	1,809.46	3,051,482	45,772,237
33	7	Cool & Hot Savings Rebate	Consumer	2007	Final	157.38	305,708	4,585,614	43.22	83,953	1,259,301
34	7	Cool & Hot Savings Rebate	Consumer	2007	Final	3,865.18	3,534,688	63,624,393	2,210.89	2,021,842	36,393,153

OPA Conservation & Demand Management Programs

Measure Results at End-User Level

For: Province Wide

#	Initiative Number	Initiative Name	Program Name	Program Year	Results Status	#
35	7	Cool & Hot Savings Rebate	Consumer	2007	Final	5
36	7	Cool & Hot Savings Rebate	Consumer	2007	Final	6
37	7	Cool & Hot Savings Rebate	Consumer	2007	Final	7
38	7	Cool & Hot Savings Rebate	Consumer	2007	Final	8
39	7	Cool & Hot Savings Rebate	Consumer	2007	Final	9
40	8	Every Kilowatt Counts	Consumer	2007	Final	1
41	8	Every Kilowatt Counts	Consumer	2007	Final	2
42	8	Every Kilowatt Counts	Consumer	2007	Final	3
43	8	Every Kilowatt Counts	Consumer	2007	Final	4
44	8	Every Kilowatt Counts	Consumer	2007	Final	5
45	8	Every Kilowatt Counts	Consumer	2007	Final	6
46	8	Every Kilowatt Counts	Consumer	2007	Final	7
47	8	Every Kilowatt Counts	Consumer	2007	Final	8
48	8	Every Kilowatt Counts	Consumer	2007	Final	9
49	8	Every Kilowatt Counts	Consumer	2007	Final	10
50	8	Every Kilowatt Counts	Consumer	2007	Final	11
51	8	Every Kilowatt Counts	Consumer	2007	Final	12
52	8	Every Kilowatt Counts	Consumer	2007	Final	13
53	8	Every Kilowatt Counts	Consumer	2007	Final	14
54	9	peaksaver®	Consumer, Business	2007	Final	1
55	9	peaksaver®	Consumer, Business	2007	Final	2
56	9	peaksaver®	Consumer, Business	2007	Final	3
57	9	peaksaver®	Consumer, Business	2007	Final	4
58	9	peaksaver®	Consumer, Business	2007	Final	5
59	9	peaksaver®	Consumer, Business	2007	Final	6
60	10	Summer Savings	Consumer	2007	Final	1
61	10	Summer Savings	Consumer	2007	Final	2
62	10	Summer Savings	Consumer	2007	Final	3
63	10	Summer Savings	Consumer	2007	Final	4
64	10	Summer Savings	Consumer	2007	Final	5
65	10	Summer Savings	Consumer	2007	Final	6
66	10	Summer Savings	Consumer	2007	Final	7
67	10	Summer Savings	Consumer	2007	Final	8
68	10	Summer Savings	Consumer	2007	Final	9

# OPA Conservation & Demand Management Programs

Measure Results at End-User Level

For: Province Wide

#	Initiative Number	Initiative Name	Program Name	Program Year	Results Status	Measure Name
35	7	Cool & Hot Savings Rebate	Consumer	2007	Final	Energy Star® Central Air Conditioner, Tier 1 - Cool Savings
36	7	Cool & Hot Savings Rebate	Consumer	2007	Final	Medium Efficiency Furnace with ECM - Cool Savings
37	7	Cool & Hot Savings Rebate	Consumer	2007	Final	High Efficiency Furnace with ECM - Cool Savings
38	7	Cool & Hot Savings Rebate	Consumer	2007	Final	Programmable Thermostat - Cool Savings
39	7	Cool & Hot Savings Rebate	Consumer	2007	Final	Central Air Conditioner Tune-ups - Cool Savings
40	8	Every Kilowatt Counts	Consumer	2007	Final	15 W CFL
41	8	Every Kilowatt Counts	Consumer	2007	Final	20+ W CFL
42	8	Every Kilowatt Counts	Consumer	2007	Final	Energy Star® Light Fixture
43	8	Every Kilowatt Counts	Consumer	2007	Final	T8 Fluorescent Tube
44	8	Every Kilowatt Counts	Consumer	2007	Final	Seasonal LED Light String
45	8	Every Kilowatt Counts	Consumer	2007	Final	Project Porchlight CFL
46	8	Every Kilowatt Counts	Consumer	2007	Final	Solar Light
47	8	Every Kilowatt Counts	Consumer	2007	Final	Energy Star® Ceiling Fan
48	8	Every Kilowatt Counts	Consumer	2007	Final	Furnace Filter
49	8	Every Kilowatt Counts	Consumer	2007	Final	Power Bar with Timer
50	8	Every Kilowatt Counts	Consumer	2007	Final	Lighting Control Device
51	8	Every Kilowatt Counts	Consumer	2007	Final	Outdoor Motion Sensor
52	8	Every Kilowatt Counts	Consumer	2007	Final	Dimmer Switch
53	8	Every Kilowatt Counts	Consumer	2007	Final	Programmable Thermostat
54	9	peaksaver®	Consumer, Business	2007	Final	Residential Air Conditioner - Switch
55	9	peaksaver®	Consumer, Business	2007	Final	Residential Air Conditioner - Thermostat
56	9	peaksaver®	Consumer, Business	2007	Final	Residential Electric Water Heater
57	9	peaksaver®	Consumer, Business	2007	Final	Commercial Air Conditioner - Switch
58	9	peaksaver®	Consumer, Business	2007	Final	Commercial Air Conditioner - Thermostat
59	9	peaksaver®	Consumer, Business	2007	Final	Commercial Electric Water Heater
60	10	Summer Savings	Consumer	2007	Final	Households, Change in Behaviour Only - Behaviour Related
61	10	Summer Savings	Consumer	2007	Final	Households, Change in Behaviour Only - Equipment Related
62	10	Summer Savings	Consumer	2007	Final	Households, Change in Behaviour Only - Compact Fluorescent Light Bulb Related
63	10	Summer Savings	Consumer	2007	Final	Households, Combination of Change in Behaviour and "Pulled Forward" Equipment - Behaviour Related
64	10	Summer Savings	Consumer	2007	Final	Households, Combination of Change in Behaviour and "Pulled Forward" Equipment - Equipment Related
65	10	Summer Savings	Consumer	2007	Final	Households, Combination of Change in Behaviour and "Pulled Forward" Equipment - Compact Fluorescent Light Bulb Related
66	10	Summer Savings	Consumer	2007	Final	Households, Change in Behaviour and Incremental Equipment (With Full Equipment Life) - Behaviour Related
67	10	Summer Savings	Consumer	2007	Final	Households, Change in Behaviour and Incremental Equipment (With Full Equipment Life) - Equipment Related
68	10	Summer Savings	Consumer	2007	Final	Households, Change in Behaviour and Incremental Equipment (With Full Equipment Life) - Compact Fluorescent Light Bulb Related

OPA Conservation & Demand Management Programs

Measure Results at End-User Level

For: Province Wide

#	Initiative Number	Initiative Name	Program Name	Program Year	Results Status	Unit Savings As			
						Gross Summer Peak Demand Savings (kW)	Gross Annual Energy Savings (kWh)	Gross Lifetime Energy Savings (kWh)	Net Summer Peak Demand Savings (kW)
35	7	Cool & Hot Savings Rebate	Consumer	2007	Final	0.169	155	2,789	0.097
36	7	Cool & Hot Savings Rebate	Consumer	2007	Final	0.496	837	12,550	0.293
37	7	Cool & Hot Savings Rebate	Consumer	2007	Final	0.496	837	12,550	0.293
38	7	Cool & Hot Savings Rebate	Consumer	2007	Final	0.028	54	804	0.008
39	7	Cool & Hot Savings Rebate	Consumer	2007	Final	0.257	235	1,175	0.040
40	8	Every Kilowatt Counts	Consumer	2007	Final	0.001	43	344	0.001
41	8	Every Kilowatt Counts	Consumer	2007	Final	0.002	62	497	0.001
42	8	Every Kilowatt Counts	Consumer	2007	Final	0.006	123	1,966	0.003
43	8	Every Kilowatt Counts	Consumer	2007	Final	0.001	37	670	0.001
44	8	Every Kilowatt Counts	Consumer	2007	Final	0.000	14	69	0.000
45	8	Every Kilowatt Counts	Consumer	2007	Final	0.001	43	344	0.001
46	8	Every Kilowatt Counts	Consumer	2007	Final	0.000	5	24	0.000
47	8	Every Kilowatt Counts	Consumer	2007	Final	0.003	90	898	0.002
48	8	Every Kilowatt Counts	Consumer	2007	Final	0.011	38	38	0.006
49	8	Every Kilowatt Counts	Consumer	2007	Final	0.006	72	724	0.005
50	8	Every Kilowatt Counts	Consumer	2007	Final	0.019	72	722	0.010
51	8	Every Kilowatt Counts	Consumer	2007	Final	0.000	160	1,598	0.000
52	8	Every Kilowatt Counts	Consumer	2007	Final	0.001	24	237	0.000
53	8	Every Kilowatt Counts	Consumer	2007	Final	0.000	75	1,127	0.000
54	9	peaksaver®	Consumer, Business	2007	Final	0.630	0	0	0.567
55	9	peaksaver®	Consumer, Business	2007	Final	0.630	0	0	0.567
56	9	peaksaver®	Consumer, Business	2007	Final	0.300	0	0	0.270
57	9	peaksaver®	Consumer, Business	2007	Final	4.000	0	0	3.600
58	9	peaksaver®	Consumer, Business	2007	Final	4.000	0	0	3.600
59	9	peaksaver®	Consumer, Business	2007	Final	0.300	0	0	0.270
60	10	Summer Savings	Consumer	2007	Final	2.925	5,453	5,453	0.351
61	10	Summer Savings	Consumer	2007	Final	0.000	0	0	0.000
62	10	Summer Savings	Consumer	2007	Final	0.000	0	0	0.000
63	10	Summer Savings	Consumer	2007	Final	1.566	2,919	2,919	0.188
64	10	Summer Savings	Consumer	2007	Final	1.374	1,662	3,325	0.165
65	10	Summer Savings	Consumer	2007	Final	0.005	171	1,367	0.001
66	10	Summer Savings	Consumer	2007	Final	1.744	4,822	4,822	0.209
67	10	Summer Savings	Consumer	2007	Final	1.264	643	9,002	0.152
68	10	Summer Savings	Consumer	2007	Final	0.006	199	1,588	0.001

OPA Conservation & Demand Management Programs

Measure Results at End-User Level

For: Province Wide

#	Initiative Number	Initiative Name	Program Name	Program Year	Results Status	Assumptions				Activity Results (#)
						Net Annual Energy Savings (kWh)	Net Lifetime Energy Savings (kWh)	Aggregate Net-to-Gross Adjustment (%)	Effective Useful Life (EUL)	
35	7	Cool & Hot Savings Rebate	Consumer	2007	Final	89	1,595	57.2	18.0	0
36	7	Cool & Hot Savings Rebate	Consumer	2007	Final	494	7,417	59.1	15.0	30,280
37	7	Cool & Hot Savings Rebate	Consumer	2007	Final	494	7,417	59.1	15.0	0
38	7	Cool & Hot Savings Rebate	Consumer	2007	Final	15	221	27.5	15.0	28,289
39	7	Cool & Hot Savings Rebate	Consumer	2007	Final	37	185	15.7	5.0	28,048
40	8	Every Kilowatt Counts	Consumer	2007	Final	34	268	78.0	8.0	2,376,053
41	8	Every Kilowatt Counts	Consumer	2007	Final	48	388	78.0	8.0	386,799
42	8	Every Kilowatt Counts	Consumer	2007	Final	68	1,082	55.0	16.0	9,229
43	8	Every Kilowatt Counts	Consumer	2007	Final	29	516	77.0	18.0	18,088
44	8	Every Kilowatt Counts	Consumer	2007	Final	7	34	49.0	5.0	629,498
45	8	Every Kilowatt Counts	Consumer	2007	Final	33	261	76.0	8.0	500,000
46	8	Every Kilowatt Counts	Consumer	2007	Final	1	3	13.0	5.0	305,048
47	8	Every Kilowatt Counts	Consumer	2007	Final	49	494	55.0	10.0	19,166
48	8	Every Kilowatt Counts	Consumer	2007	Final	21	21	55.0	1.0	77,226
49	8	Every Kilowatt Counts	Consumer	2007	Final	56	557	77.0	10.0	8,442
50	8	Every Kilowatt Counts	Consumer	2007	Final	40	397	55.0	10.0	97,742
51	8	Every Kilowatt Counts	Consumer	2007	Final	88	879	55.0	10.0	30,516
52	8	Every Kilowatt Counts	Consumer	2007	Final	13	130	55.0	10.0	19,390
53	8	Every Kilowatt Counts	Consumer	2007	Final	41	620	55.0	15.0	18,633
54	9	peaksaver®	Consumer, Business	2007	Final	0	0	90.0	12.0	3,733
55	9	peaksaver®	Consumer, Business	2007	Final	0	0	90.0	12.0	12,360
56	9	peaksaver®	Consumer, Business	2007	Final	0	0	90.0	12.0	10,364
57	9	peaksaver®	Consumer, Business	2007	Final	0	0	90.0	12.0	221
58	9	peaksaver®	Consumer, Business	2007	Final	0	0	90.0	12.0	167
59	9	peaksaver®	Consumer, Business	2007	Final	0	0	90.0	12.0	9
60	10	Summer Savings	Consumer	2007	Final	654	654	12.0	1.0	42,541
61	10	Summer Savings	Consumer	2007	Final	0	0	12.0	0.0	42,541
62	10	Summer Savings	Consumer	2007	Final	0	0	12.0	0.0	42,541
63	10	Summer Savings	Consumer	2007	Final	350	350	12.0	1.0	42,541
64	10	Summer Savings	Consumer	2007	Final	199	399	12.0	2.0	42,541
65	10	Summer Savings	Consumer	2007	Final	21	164	12.0	8.0	42,541
66	10	Summer Savings	Consumer	2007	Final	579	579	12.0	1.0	42,541
67	10	Summer Savings	Consumer	2007	Final	77	1,080	12.0	14.0	42,541
68	10	Summer Savings	Consumer	2007	Final	24	191	12.0	8.0	42,541



OPA Conservation & Demand Management Programs

Measure Results at End-User Level

For: Province Wide

#	Initiative Number	Initiative Name	Program Name	Program Year	Results Status	Province Wide Results					
						Gross Summer Peak Demand Savings (kW)	Gross Annual Energy Savings (kWh)	Gross Lifetime Energy Savings (kWh)	Net Summer Peak Demand Savings (kW)	Net Annual Energy Savings (kWh)	Net Lifetime Energy Savings (kWh)
35	7	Cool & Hot Savings Rebate	Consumer	2007	Final	0.00	0	0	0.00	0	0
36	7	Cool & Hot Savings Rebate	Consumer	2007	Final	15,023.19	25,335,164	380,027,460	8,878.71	14,973,082	224,596,229
37	7	Cool & Hot Savings Rebate	Consumer	2007	Final	0.00	0	0	0.00	0	0
38	7	Cool & Hot Savings Rebate	Consumer	2007	Final	780.58	1,516,629	22,749,435	214.36	416,497	6,247,450
39	7	Cool & Hot Savings Rebate	Consumer	2007	Final	7,206.69	6,590,474	32,952,370	1,132.35	1,035,528	5,177,641
40	8	Every Kilowatt Counts	Consumer	2007	Final	3,088.87	102,170,279	817,362,232	2,409.32	79,692,818	637,542,541
41	8	Every Kilowatt Counts	Consumer	2007	Final	734.92	24,020,218	192,161,743	573.24	18,735,770	149,886,160
42	8	Every Kilowatt Counts	Consumer	2007	Final	51.68	1,134,244	18,147,906	28.43	623,834	9,981,348
43	8	Every Kilowatt Counts	Consumer	2007	Final	21.71	672,874	12,111,725	16.71	518,113	9,326,028
44	8	Every Kilowatt Counts	Consumer	2007	Final	0.00	8,624,123	43,120,613	0.00	4,225,820	21,129,100
45	8	Every Kilowatt Counts	Consumer	2007	Final	650.00	21,500,000	172,000,000	494.00	16,340,000	130,720,000
46	8	Every Kilowatt Counts	Consumer	2007	Final	0.00	1,467,281	7,336,404	0.00	190,747	953,733
47	8	Every Kilowatt Counts	Consumer	2007	Final	53.66	1,721,107	17,211,068	29.52	946,609	9,466,087
48	8	Every Kilowatt Counts	Consumer	2007	Final	864.93	2,911,420	2,911,420	475.71	1,601,281	1,601,281
49	8	Every Kilowatt Counts	Consumer	2007	Final	53.18	611,201	6,112,008	40.95	470,625	4,706,246
50	8	Every Kilowatt Counts	Consumer	2007	Final	1,808.23	7,056,972	70,569,724	994.52	3,881,335	38,813,348
51	8	Every Kilowatt Counts	Consumer	2007	Final	0.00	4,876,457	48,764,568	0.00	2,682,051	26,820,512
52	8	Every Kilowatt Counts	Consumer	2007	Final	13.57	459,543	4,595,430	7.47	252,749	2,527,487
53	8	Every Kilowatt Counts	Consumer	2007	Final	0.00	1,399,338	20,990,075	0.00	769,636	11,544,541
54	9	peaksaver®	Consumer, Business	2007	Final	2,351.79	0	0	2,116.61	0	0
55	9	peaksaver®	Consumer, Business	2007	Final	7,786.80	0	0	7,008.12	0	0
56	9	peaksaver®	Consumer, Business	2007	Final	3,109.20	0	0	2,798.28	0	0
57	9	peaksaver®	Consumer, Business	2007	Final	884.00	0	0	795.60	0	0
58	9	peaksaver®	Consumer, Business	2007	Final	668.00	0	0	601.20	0	0
59	9	peaksaver®	Consumer, Business	2007	Final	2.70	0	0	2.43	0	0
60	10	Summer Savings	Consumer	2007	Final	124,416.72	231,963,278	231,963,278	14,930.01	27,835,593	27,835,593
61	10	Summer Savings	Consumer	2007	Final	0.00	0	0	0.00	0	0
62	10	Summer Savings	Consumer	2007	Final	0.00	0	0	0.00	0	0
63	10	Summer Savings	Consumer	2007	Final	66,599.82	124,169,107	124,169,107	7,991.98	14,900,293	14,900,293
64	10	Summer Savings	Consumer	2007	Final	58,440.29	70,713,879	141,427,758	7,012.83	8,485,666	16,971,331
65	10	Summer Savings	Consumer	2007	Final	225.89	7,270,775	58,166,198	27.11	872,493	6,979,944
66	10	Summer Savings	Consumer	2007	Final	74,198.53	205,141,236	205,141,236	8,903.82	24,616,948	24,616,948
67	10	Summer Savings	Consumer	2007	Final	53,777.06	27,352,965	382,941,507	6,453.25	3,282,356	45,952,981
68	10	Summer Savings	Consumer	2007	Final	262.36	8,444,702	67,557,613	31.48	1,013,364	8,106,914

OPA Conservation & Demand Management Programs

Measure Results at End-User Level

For: Province Wide

#	Initiative Number	Initiative Name	Program Name	Program Year	Results Status	#
69	11	Aboriginal	Consumer	2007	Final	1
70	12	Affordable Housing Pilot	Consumer Low-Income	2007	Final	1
71	12	Affordable Housing Pilot	Consumer Low-Income	2007	Final	2
72	12	Affordable Housing Pilot	Consumer Low-Income	2007	Final	3
73	12	Affordable Housing Pilot	Consumer Low-Income	2007	Final	4
74	12	Affordable Housing Pilot	Consumer Low-Income	2007	Final	5
75	12	Affordable Housing Pilot	Consumer Low-Income	2007	Final	6
76	12	Affordable Housing Pilot	Consumer Low-Income	2007	Final	7
77	12	Affordable Housing Pilot	Consumer Low-Income	2007	Final	8
78	12	Affordable Housing Pilot	Consumer Low-Income	2007	Final	9
79	12	Affordable Housing Pilot	Consumer Low-Income	2007	Final	10
80	12	Affordable Housing Pilot	Consumer Low-Income	2007	Final	11
81	12	Affordable Housing Pilot	Consumer Low-Income	2007	Final	12
82	12	Affordable Housing Pilot	Consumer Low-Income	2007	Final	13
83	12	Affordable Housing Pilot	Consumer Low-Income	2007	Final	14
84	12	Affordable Housing Pilot	Consumer Low-Income	2007	Final	15
85	12	Affordable Housing Pilot	Consumer Low-Income	2007	Final	16
86	12	Affordable Housing Pilot	Consumer Low-Income	2007	Final	17
87	12	Affordable Housing Pilot	Consumer Low-Income	2007	Final	18
88	12	Affordable Housing Pilot	Consumer Low-Income	2007	Final	19
89	12	Affordable Housing Pilot	Consumer Low-Income	2007	Final	20
90	12	Affordable Housing Pilot	Consumer Low-Income	2007	Final	21
91	12	Affordable Housing Pilot	Consumer Low-Income	2007	Final	22
92	12	Affordable Housing Pilot	Consumer Low-Income	2007	Final	23
93	12	Affordable Housing Pilot	Consumer Low-Income	2007	Final	24
94	12	Affordable Housing Pilot	Consumer Low-Income	2007	Final	25
95	12	Affordable Housing Pilot	Consumer Low-Income	2007	Final	26
96	12	Affordable Housing Pilot	Consumer Low-Income	2007	Final	27
97	12	Affordable Housing Pilot	Consumer Low-Income	2007	Final	28
98	12	Affordable Housing Pilot	Consumer Low-Income	2007	Final	29
99	12	Affordable Housing Pilot	Consumer Low-Income	2007	Final	30
100	13	Social Housing Pilot	Consumer Low-Income	2007	Final	1
101	14	Energy Efficiency Assistance for Houses Pilot	Consumer Low-Income	2007	Final	1
102	15	Electricity Retrofit Incentive	Business	2007	Final	1

# OPA Conservation & Demand Management Programs

Measure Results at End-User Level

For: Province Wide

#	Initiative Number	Initiative Name	Program Name	Program Year	Results Status	Measure Name
69	11	Aboriginal	Consumer	2007	Final	Conservation Kits
70	12	Affordable Housing Pilot	Consumer Low-Income	2007	Final	1 - T8 32W w/EL ballast
71	12	Affordable Housing Pilot	Consumer Low-Income	2007	Final	2 - T8 32W w/EL ballast
72	12	Affordable Housing Pilot	Consumer Low-Income	2007	Final	Air-source Heat Pump - Split
73	12	Affordable Housing Pilot	Consumer Low-Income	2007	Final	Automated Controls for HVAC
74	12	Affordable Housing Pilot	Consumer Low-Income	2007	Final	Boiler
75	12	Affordable Housing Pilot	Consumer Low-Income	2007	Final	Ceiling Fan (common area)
76	12	Affordable Housing Pilot	Consumer Low-Income	2007	Final	Ceiling Fan (in-suite)
77	12	Affordable Housing Pilot	Consumer Low-Income	2007	Final	Central Air Conditioning System - Single
78	12	Affordable Housing Pilot	Consumer Low-Income	2007	Final	Central Air Conditioning System - Split
79	12	Affordable Housing Pilot	Consumer Low-Income	2007	Final	CFL Screw-In 15W - in suite
80	12	Affordable Housing Pilot	Consumer Low-Income	2007	Final	CFL Screw-In 25W - in suite
81	12	Affordable Housing Pilot	Consumer Low-Income	2007	Final	Dimmer Switch
82	12	Affordable Housing Pilot	Consumer Low-Income	2007	Final	Energy Star Clotheswasher
83	12	Affordable Housing Pilot	Consumer Low-Income	2007	Final	Energy Star Dishwasher
84	12	Affordable Housing Pilot	Consumer Low-Income	2007	Final	Energy Star Refrigerator
85	12	Affordable Housing Pilot	Consumer Low-Income	2007	Final	Flood Light, 26W Fluorescent Fixture
86	12	Affordable Housing Pilot	Consumer Low-Income	2007	Final	Front Loading Washing Machine
87	12	Affordable Housing Pilot	Consumer Low-Income	2007	Final	Furnace
88	12	Affordable Housing Pilot	Consumer Low-Income	2007	Final	Furnace with DC Motor
89	12	Affordable Housing Pilot	Consumer Low-Income	2007	Final	Ground-source Heat Pump
90	12	Affordable Housing Pilot	Consumer Low-Income	2007	Final	High Pressure Sodium
91	12	Affordable Housing Pilot	Consumer Low-Income	2007	Final	Motion Detector
92	12	Affordable Housing Pilot	Consumer Low-Income	2007	Final	Occupancy Sensors
93	12	Affordable Housing Pilot	Consumer Low-Income	2007	Final	Other CFL Screw-in Light (please specify)
94	12	Affordable Housing Pilot	Consumer Low-Income	2007	Final	Other Exterior Lighting (please specify)
95	12	Affordable Housing Pilot	Consumer Low-Income	2007	Final	Other Parking Garage Lighting (please specify)
96	12	Affordable Housing Pilot	Consumer Low-Income	2007	Final	Photo Sensors
97	12	Affordable Housing Pilot	Consumer Low-Income	2007	Final	Programmable Thermostat
98	12	Affordable Housing Pilot	Consumer Low-Income	2007	Final	Timer - Outdoor Light
99	12	Affordable Housing Pilot	Consumer Low-Income	2007	Final	Ventilating Fan (in-suite)
100	13	Social Housing Pilot	Consumer Low-Income	2007	Final	Custom Retrofit Projects
101	14	Energy Efficiency Assistance for Houses Pilot	Consumer Low-Income	2007	Final	Custom Retrofit Projects
102	15	Electricity Retrofit Incentive	Business	2007	Final	Custom Project

OPA Conservation & Demand Management Programs

Measure Results at End-User Level

For: Province Wide

#	Initiative Number	Initiative Name	Program Name	Program Year	Results Status
69	11	Aboriginal	Consumer	2007	Final
70	12	Affordable Housing Pilot	Consumer Low-Income	2007	Final
71	12	Affordable Housing Pilot	Consumer Low-Income	2007	Final
72	12	Affordable Housing Pilot	Consumer Low-Income	2007	Final
73	12	Affordable Housing Pilot	Consumer Low-Income	2007	Final
74	12	Affordable Housing Pilot	Consumer Low-Income	2007	Final
75	12	Affordable Housing Pilot	Consumer Low-Income	2007	Final
76	12	Affordable Housing Pilot	Consumer Low-Income	2007	Final
77	12	Affordable Housing Pilot	Consumer Low-Income	2007	Final
78	12	Affordable Housing Pilot	Consumer Low-Income	2007	Final
79	12	Affordable Housing Pilot	Consumer Low-Income	2007	Final
80	12	Affordable Housing Pilot	Consumer Low-Income	2007	Final
81	12	Affordable Housing Pilot	Consumer Low-Income	2007	Final
82	12	Affordable Housing Pilot	Consumer Low-Income	2007	Final
83	12	Affordable Housing Pilot	Consumer Low-Income	2007	Final
84	12	Affordable Housing Pilot	Consumer Low-Income	2007	Final
85	12	Affordable Housing Pilot	Consumer Low-Income	2007	Final
86	12	Affordable Housing Pilot	Consumer Low-Income	2007	Final
87	12	Affordable Housing Pilot	Consumer Low-Income	2007	Final
88	12	Affordable Housing Pilot	Consumer Low-Income	2007	Final
89	12	Affordable Housing Pilot	Consumer Low-Income	2007	Final
90	12	Affordable Housing Pilot	Consumer Low-Income	2007	Final
91	12	Affordable Housing Pilot	Consumer Low-Income	2007	Final
92	12	Affordable Housing Pilot	Consumer Low-Income	2007	Final
93	12	Affordable Housing Pilot	Consumer Low-Income	2007	Final
94	12	Affordable Housing Pilot	Consumer Low-Income	2007	Final
95	12	Affordable Housing Pilot	Consumer Low-Income	2007	Final
96	12	Affordable Housing Pilot	Consumer Low-Income	2007	Final
97	12	Affordable Housing Pilot	Consumer Low-Income	2007	Final
98	12	Affordable Housing Pilot	Consumer Low-Income	2007	Final
99	12	Affordable Housing Pilot	Consumer Low-Income	2007	Final
100	13	Social Housing Pilot	Consumer Low-Income	2007	Final
101	14	Energy Efficiency Assistance for Houses Pilot	Consumer Low-Income	2007	Final
102	15	Electricity Retrofit Incentive	Business	2007	Final

Unit Savings At			
Gross Summer Peak Demand Savings (kW)	Gross Annual Energy Savings (kWh)	Gross Lifetime Energy Savings (kWh)	Net Summer Peak Demand Savings (kW)
0.043	900	3,600	0.043
0.013	30	422	0.013
0.020	46	650	0.020
6.079	4,437	62,118	6.079
0.000	18,565	259,910	0.000
0.011	17	238	0.011
0.005	7	98	0.005
0.005	7	98	0.005
1.073	807	11,298	1.073
1.936	1,456	20,384	1.936
0.005	180	2,520	0.005
0.009	300	4,200	0.009
0.004	139	1,946	0.004
0.029	287	4,018	0.029
0.010	136	1,904	0.010
0.007	69	966	0.007
0.013	128	1,792	0.013
0.111	1,108	15,512	0.111
0.017	25	350	0.017
0.030	45	630	0.030
4.715	3,545	49,630	4.715
0.086	749	10,486	0.086
0.000	209	2,926	0.000
0.000	209	2,926	0.000
0.011	383	5,359	0.011
0.013	160	2,240	0.013
0.051	442	6,193	0.051
0.000	292	4,088	0.000
0.013	631	8,834	0.013
0.000	292	4,088	0.000
0.001	12	168	0.001
Custom	Custom	Custom	Custom
Custom	Custom	Custom	Custom
Custom	Custom	Custom	Custom

# OPA Conservation & Demand Management Programs

Measure Results at End-User Level

For: Province Wide

#	Initiative Number	Initiative Name	Program Name	Program Year	Results Status	Assumptions				Activity Results (#)
						Net Annual Energy Savings (kWh)	Net Lifetime Energy Savings (kWh)	Aggregate Net-to-Gross Adjustment (%)	Effective Useful Life (EUL)	
69	11	Aboriginal	Consumer	2007	Final	900	3,600	100.0	4.0	21,997
70	12	Affordable Housing Pilot	Consumer Low-Income	2007	Final	30	422	100.0	14.0	174
71	12	Affordable Housing Pilot	Consumer Low-Income	2007	Final	46	650	100.0	14.0	328
72	12	Affordable Housing Pilot	Consumer Low-Income	2007	Final	4,437	62,118	100.0	14.0	4
73	12	Affordable Housing Pilot	Consumer Low-Income	2007	Final	18,565	259,910	100.0	14.0	154
74	12	Affordable Housing Pilot	Consumer Low-Income	2007	Final	17	238	100.0	14.0	78
75	12	Affordable Housing Pilot	Consumer Low-Income	2007	Final	7	98	100.0	14.0	11
76	12	Affordable Housing Pilot	Consumer Low-Income	2007	Final	7	98	100.0	14.0	12
77	12	Affordable Housing Pilot	Consumer Low-Income	2007	Final	807	11,298	100.0	14.0	75
78	12	Affordable Housing Pilot	Consumer Low-Income	2007	Final	1,456	20,384	100.0	14.0	15
79	12	Affordable Housing Pilot	Consumer Low-Income	2007	Final	180	2,520	100.0	14.0	920
80	12	Affordable Housing Pilot	Consumer Low-Income	2007	Final	300	4,200	100.0	14.0	143
81	12	Affordable Housing Pilot	Consumer Low-Income	2007	Final	139	1,946	100.0	14.0	68
82	12	Affordable Housing Pilot	Consumer Low-Income	2007	Final	287	4,018	100.0	14.0	23
83	12	Affordable Housing Pilot	Consumer Low-Income	2007	Final	136	1,904	100.0	14.0	2
84	12	Affordable Housing Pilot	Consumer Low-Income	2007	Final	69	966	100.0	14.0	445
85	12	Affordable Housing Pilot	Consumer Low-Income	2007	Final	128	1,792	100.0	14.0	30
86	12	Affordable Housing Pilot	Consumer Low-Income	2007	Final	1,108	15,512	100.0	14.0	43
87	12	Affordable Housing Pilot	Consumer Low-Income	2007	Final	25	350	100.0	14.0	36
88	12	Affordable Housing Pilot	Consumer Low-Income	2007	Final	45	630	100.0	14.0	5
89	12	Affordable Housing Pilot	Consumer Low-Income	2007	Final	3,545	49,630	100.0	14.0	26
90	12	Affordable Housing Pilot	Consumer Low-Income	2007	Final	749	10,486	100.0	14.0	10
91	12	Affordable Housing Pilot	Consumer Low-Income	2007	Final	209	2,926	100.0	14.0	35
92	12	Affordable Housing Pilot	Consumer Low-Income	2007	Final	209	2,926	100.0	14.0	163
93	12	Affordable Housing Pilot	Consumer Low-Income	2007	Final	383	5,359	100.0	14.0	1,902
94	12	Affordable Housing Pilot	Consumer Low-Income	2007	Final	160	2,240	100.0	14.0	34
95	12	Affordable Housing Pilot	Consumer Low-Income	2007	Final	442	6,193	100.0	14.0	104
96	12	Affordable Housing Pilot	Consumer Low-Income	2007	Final	292	4,088	100.0	14.0	6
97	12	Affordable Housing Pilot	Consumer Low-Income	2007	Final	631	8,834	100.0	14.0	57
98	12	Affordable Housing Pilot	Consumer Low-Income	2007	Final	292	4,088	100.0	14.0	19
99	12	Affordable Housing Pilot	Consumer Low-Income	2007	Final	12	168	100.0	14.0	48
100	13	Social Housing Pilot	Consumer Low-Income	2007	Final	Custom	Custom	100.0	10.0	9,680
101	14	Energy Efficiency Assistance for Houses Pilot	Consumer Low-Income	2007	Final	Custom	Custom	100.0	19.0	544
102	15	Electricity Retrofit Incentive	Business	2007	Final	Custom	Custom	90.0	5.0	1

# OPA Conservation & Demand Management Programs

Measure Results at End-User Level

For: Province Wide

#	Initiative Number	Initiative Name	Program Name	Program Year	Results Status	Province Wide Results					
						Gross Summer Peak Demand Savings (kW)	Gross Annual Energy Savings (kWh)	Gross Lifetime Energy Savings (kWh)	Net Summer Peak Demand Savings (kW)	Net Annual Energy Savings (kWh)	Net Lifetime Energy Savings (kWh)
69	11	Aboriginal	Consumer	2007	Final	945.87	19,797,300	79,189,200	945.87	19,797,300	79,189,200
70	12	Affordable Housing Pilot	Consumer Low-Income	2007	Final	2.26	5,248	73,470	2.26	5,248	73,470
71	12	Affordable Housing Pilot	Consumer Low-Income	2007	Final	6.56	15,219	213,069	6.56	15,219	213,069
72	12	Affordable Housing Pilot	Consumer Low-Income	2007	Final	24.31	17,748	248,472	24.31	17,748	248,472
73	12	Affordable Housing Pilot	Consumer Low-Income	2007	Final	0.00	2,859,010	40,026,140	0.00	2,859,010	40,026,140
74	12	Affordable Housing Pilot	Consumer Low-Income	2007	Final	0.88	1,326	18,564	0.88	1,326	18,564
75	12	Affordable Housing Pilot	Consumer Low-Income	2007	Final	0.05	77	1,078	0.05	77	1,078
76	12	Affordable Housing Pilot	Consumer Low-Income	2007	Final	0.06	84	1,176	0.06	84	1,176
77	12	Affordable Housing Pilot	Consumer Low-Income	2007	Final	80.50	60,525	847,350	80.50	60,525	847,350
78	12	Affordable Housing Pilot	Consumer Low-Income	2007	Final	29.05	21,840	305,760	29.05	21,840	305,760
79	12	Affordable Housing Pilot	Consumer Low-Income	2007	Final	4.97	165,600	2,318,400	4.97	165,600	2,318,400
80	12	Affordable Housing Pilot	Consumer Low-Income	2007	Final	1.29	42,900	600,600	1.29	42,900	600,600
81	12	Affordable Housing Pilot	Consumer Low-Income	2007	Final	0.27	9,452	132,328	0.27	9,452	132,328
82	12	Affordable Housing Pilot	Consumer Low-Income	2007	Final	0.66	6,601	92,414	0.66	6,601	92,414
83	12	Affordable Housing Pilot	Consumer Low-Income	2007	Final	0.02	272	3,808	0.02	272	3,808
84	12	Affordable Housing Pilot	Consumer Low-Income	2007	Final	3.07	30,705	429,870	3.07	30,705	429,870
85	12	Affordable Housing Pilot	Consumer Low-Income	2007	Final	0.39	3,840	53,760	0.39	3,840	53,760
86	12	Affordable Housing Pilot	Consumer Low-Income	2007	Final	4.76	47,644	667,016	4.76	47,644	667,016
87	12	Affordable Housing Pilot	Consumer Low-Income	2007	Final	0.59	900	12,600	0.59	900	12,600
88	12	Affordable Housing Pilot	Consumer Low-Income	2007	Final	0.15	225	3,150	0.15	225	3,150
89	12	Affordable Housing Pilot	Consumer Low-Income	2007	Final	122.59	92,170	1,290,380	122.59	92,170	1,290,380
90	12	Affordable Housing Pilot	Consumer Low-Income	2007	Final	0.86	7,490	104,857	0.86	7,490	104,857
91	12	Affordable Housing Pilot	Consumer Low-Income	2007	Final	0.00	7,315	102,410	0.00	7,315	102,410
92	12	Affordable Housing Pilot	Consumer Low-Income	2007	Final	0.00	34,067	476,938	0.00	34,067	476,938
93	12	Affordable Housing Pilot	Consumer Low-Income	2007	Final	21.84	727,991	10,191,867	21.84	727,991	10,191,867
94	12	Affordable Housing Pilot	Consumer Low-Income	2007	Final	0.44	5,440	76,160	0.44	5,440	76,160
95	12	Affordable Housing Pilot	Consumer Low-Income	2007	Final	5.25	46,008	644,105	5.25	46,008	644,105
96	12	Affordable Housing Pilot	Consumer Low-Income	2007	Final	0.00	1,752	24,528	0.00	1,752	24,528
97	12	Affordable Housing Pilot	Consumer Low-Income	2007	Final	0.74	35,967	503,538	0.74	35,967	503,538
98	12	Affordable Housing Pilot	Consumer Low-Income	2007	Final	0.00	5,548	77,672	0.00	5,548	77,672
99	12	Affordable Housing Pilot	Consumer Low-Income	2007	Final	0.06	576	8,064	0.06	576	8,064
100	13	Social Housing Pilot	Consumer Low-Income	2007	Final	1,400.00	11,900,000	119,000,000	1,400.00	11,900,000	119,000,000
101	14	Energy Efficiency Assistance for Houses Pilot	Consumer Low-Income	2007	Final	502.97	2,300,000	43,700,000	502.97	2,300,000	43,700,000
102	15	Electricity Retrofit Incentive	Business	2007	Final	2,000.00	5,555,556	27,777,778	1,800.00	5,000,000	25,000,000



# OPA Conservation & Demand Management Programs

Measure Results at End-User Level

For: Province Wide

#	Initiative Number	Initiative Name	Program Name	Program Year	Results Status	#
103	16	Toronto Comprehensive	Business	2007	Final	1
104	16	Toronto Comprehensive	Business	2007	Final	2
105	16	Toronto Comprehensive	Business	2007	Final	3
106	17	Demand Response 1	Business, Industrial	2007	Final	1
107	18	Loblaw & York Region Demand Response	Business, Industrial	2007	Final	1
108	18	Loblaw & York Region Demand Response	Business, Industrial	2007	Final	2
109	19	Renewable Energy Standard Offer	Consumer, Business, Industrial	2007	Final	1
110	19	Renewable Energy Standard Offer	Consumer, Business, Industrial	2007	Final	2
111	19	Renewable Energy Standard Offer	Consumer, Business, Industrial	2007	Final	3
112	19	Renewable Energy Standard Offer	Consumer, Business, Industrial	2007	Final	4
113	20	Great Refrigerator Roundup	Consumer	2008	Final	1
114	20	Great Refrigerator Roundup	Consumer	2008	Final	2
115	20	Great Refrigerator Roundup	Consumer	2008	Final	3
116	20	Great Refrigerator Roundup	Consumer	2008	Final	4
117	20	Great Refrigerator Roundup	Consumer	2008	Final	5
118	20	Great Refrigerator Roundup	Consumer	2008	Final	6
119	20	Great Refrigerator Roundup	Consumer	2008	Final	7
120	20	Great Refrigerator Roundup	Consumer	2008	Final	8
121	20	Great Refrigerator Roundup	Consumer	2008	Final	9
122	21	Cool Savings Rebate	Consumer	2008	Final	1
123	21	Cool Savings Rebate	Consumer	2008	Final	2
124	21	Cool Savings Rebate	Consumer	2008	Final	3
125	21	Cool Savings Rebate	Consumer	2008	Final	4
126	21	Cool Savings Rebate	Consumer	2008	Final	5
127	21	Cool Savings Rebate	Consumer	2008	Final	6
128	21	Cool Savings Rebate	Consumer	2008	Final	7
129	21	Cool Savings Rebate	Consumer	2008	Final	8
130	21	Cool Savings Rebate	Consumer	2008	Final	9
131	21	Cool Savings Rebate	Consumer	2008	Final	10
132	22	Every Kilowatt Counts Power Savings Event	Consumer	2008	Final	1
133	22	Every Kilowatt Counts Power Savings Event	Consumer	2008	Final	2
134	22	Every Kilowatt Counts Power Savings Event	Consumer	2008	Final	3
135	22	Every Kilowatt Counts Power Savings Event	Consumer	2008	Final	4
136	22	Every Kilowatt Counts Power Savings Event	Consumer	2008	Final	5

# OPA Conservation & Demand Management Programs

Measure Results at End-User Level

For: Province Wide

#	Initiative Number	Initiative Name	Program Name	Program Year	Results Status	Measure Name
103	16	Toronto Comprehensive	Business	2007	Final	Toronto Hydro-Electric System Limited Project
104	16	Toronto Comprehensive	Business	2007	Final	City of Toronto Project
105	16	Toronto Comprehensive	Business	2007	Final	Building Owners & Managers Association Project
106	17	Demand Response 1	Business, Industrial	2007	Final	Voluntary Load Shedding Project
107	18	Loblaw & York Region Demand Response	Business, Industrial	2007	Final	Rodan Contract
108	18	Loblaw & York Region Demand Response	Business, Industrial	2007	Final	Loblaw Contract
109	19	Renewable Energy Standard Offer	Consumer, Business, Industrial	2007	Final	Water
110	19	Renewable Energy Standard Offer	Consumer, Business, Industrial	2007	Final	SolarPV
111	19	Renewable Energy Standard Offer	Consumer, Business, Industrial	2007	Final	Wind
112	19	Renewable Energy Standard Offer	Consumer, Business, Industrial	2007	Final	Biogas
113	20	Great Refrigerator Roundup	Consumer	2008	Final	Bottom Freezer Fridge
114	20	Great Refrigerator Roundup	Consumer	2008	Final	Chest Freezer
115	20	Great Refrigerator Roundup	Consumer	2008	Final	Side by Side Fridge-Freezer
116	20	Great Refrigerator Roundup	Consumer	2008	Final	Single Door Fridge
117	20	Great Refrigerator Roundup	Consumer	2008	Final	Small Freezer (under 10 cubic feet)
118	20	Great Refrigerator Roundup	Consumer	2008	Final	Small Fridge (under 10 cubic feet)
119	20	Great Refrigerator Roundup	Consumer	2008	Final	Top Freezer Fridge
120	20	Great Refrigerator Roundup	Consumer	2008	Final	Upright Freezer
121	20	Great Refrigerator Roundup	Consumer	2008	Final	Window Air Conditioner
122	21	Cool Savings Rebate	Consumer	2008	Final	2007 Energy Star® Central Air Conditioner, Tier 2
123	21	Cool Savings Rebate	Consumer	2008	Final	2007 Energy Star® Central Air Conditioner, Tier 1
124	21	Cool Savings Rebate	Consumer	2008	Final	2007 Medium Efficiency Furnace with ECM
125	21	Cool Savings Rebate	Consumer	2008	Final	2007 High Efficiency Furnace with ECM
126	21	Cool Savings Rebate	Consumer	2008	Final	2007 Programmable Thermostat
127	21	Cool Savings Rebate	Consumer	2008	Final	2007 Central Air Conditioner Tune-ups
128	21	Cool Savings Rebate	Consumer	2008	Final	2008 Energy Star® Central Air Conditioner, Tier 2
129	21	Cool Savings Rebate	Consumer	2008	Final	2008 Energy Star® Central Air Conditioner, Tier 1
130	21	Cool Savings Rebate	Consumer	2008	Final	2008 Efficient Furnace with ECM
131	21	Cool Savings Rebate	Consumer	2008	Final	2008 Programmable Thermostat
132	22	Every Kilowatt Counts Power Savings Event	Consumer	2008	Final	Energy Star® Qualified Compact Fluorescent Light Bulbs
133	22	Every Kilowatt Counts Power Savings Event	Consumer	2008	Final	Energy Star® Qualified Dimmable CFLs
134	22	Every Kilowatt Counts Power Savings Event	Consumer	2008	Final	Energy Star® Qualified Decorative CFLs
135	22	Every Kilowatt Counts Power Savings Event	Consumer	2008	Final	Energy Star® Qualified Compact Fluorescent Floods (Indoor & Outdoor)
136	22	Every Kilowatt Counts Power Savings Event	Consumer	2008	Final	Energy Star® Qualified Light Fixtures

OPA Conservation & Demand Management Programs

Measure Results at End-User Level

For: Province Wide

#	Initiative Number	Initiative Name	Program Name	Program Year	Results Status
103	16	Toronto Comprehensive	Business	2007	Final
104	16	Toronto Comprehensive	Business	2007	Final
105	16	Toronto Comprehensive	Business	2007	Final
106	17	Demand Response 1	Business, Industrial	2007	Final
107	18	Loblaw & York Region Demand Response	Business, Industrial	2007	Final
108	18	Loblaw & York Region Demand Response	Business, Industrial	2007	Final
109	19	Renewable Energy Standard Offer	Consumer, Business, Industrial	2007	Final
110	19	Renewable Energy Standard Offer	Consumer, Business, Industrial	2007	Final
111	19	Renewable Energy Standard Offer	Consumer, Business, Industrial	2007	Final
112	19	Renewable Energy Standard Offer	Consumer, Business, Industrial	2007	Final
113	20	Great Refrigerator Roundup	Consumer	2008	Final
114	20	Great Refrigerator Roundup	Consumer	2008	Final
115	20	Great Refrigerator Roundup	Consumer	2008	Final
116	20	Great Refrigerator Roundup	Consumer	2008	Final
117	20	Great Refrigerator Roundup	Consumer	2008	Final
118	20	Great Refrigerator Roundup	Consumer	2008	Final
119	20	Great Refrigerator Roundup	Consumer	2008	Final
120	20	Great Refrigerator Roundup	Consumer	2008	Final
121	20	Great Refrigerator Roundup	Consumer	2008	Final
122	21	Cool Savings Rebate	Consumer	2008	Final
123	21	Cool Savings Rebate	Consumer	2008	Final
124	21	Cool Savings Rebate	Consumer	2008	Final
125	21	Cool Savings Rebate	Consumer	2008	Final
126	21	Cool Savings Rebate	Consumer	2008	Final
127	21	Cool Savings Rebate	Consumer	2008	Final
128	21	Cool Savings Rebate	Consumer	2008	Final
129	21	Cool Savings Rebate	Consumer	2008	Final
130	21	Cool Savings Rebate	Consumer	2008	Final
131	21	Cool Savings Rebate	Consumer	2008	Final
132	22	Every Kilowatt Counts Power Savings Event	Consumer	2008	Final
133	22	Every Kilowatt Counts Power Savings Event	Consumer	2008	Final
134	22	Every Kilowatt Counts Power Savings Event	Consumer	2008	Final
135	22	Every Kilowatt Counts Power Savings Event	Consumer	2008	Final
136	22	Every Kilowatt Counts Power Savings Event	Consumer	2008	Final

Unit Savings As			
Gross Summer Peak Demand Savings (kW)	Gross Annual Energy Savings (kWh)	Gross Lifetime Energy Savings (kWh)	Net Summer Peak Demand Savings (kW)
Custom	Custom	Custom	Custom
Custom	Custom	Custom	Custom
Custom	Custom	Custom	Custom
Custom	Custom	Custom	Custom
16,400.000	0	0	16,400.000
10,000.000	0	0	10,000.000
Custom	Custom	Custom	Custom
Custom	Custom	Custom	Custom
Custom	Custom	Custom	Custom
Custom	Custom	Custom	Custom
0.079	775	6,975	0.044
0.085	740	5,920	0.044
0.079	775	6,975	0.044
0.079	775	6,975	0.044
0.085	740	5,920	0.044
0.079	775	6,975	0.044
0.079	775	6,975	0.044
0.085	740	5,920	0.044
0.199	197	887	0.072
0.170	155	2,795	0.097
0.170	155	2,795	0.097
0.496	837	12,550	0.293
0.496	837	12,550	0.293
0.028	54	806	0.008
0.257	235	1,175	0.040
0.137	125	2,255	0.078
0.137	125	2,255	0.078
0.485	819	14,746	0.287
0.028	54	967	0.008
0.002	53	424	0.001
0.003	98	587	0.001
0.001	30	122	0.000
0.003	88	613	0.001
0.004	133	2,136	0.001

OPA Conservation & Demand Management Programs

Measure Results at End-User Level

For: Province Wide

#	Initiative Number	Initiative Name	Program Name	Program Year	Results Status	Assumptions				Activity Results (#)
						Net Annual Energy Savings (kWh)	Net Lifetime Energy Savings (kWh)	Aggregate Net-to-Gross Adjustment (%)	Effective Useful Life (EUL)	
103	16	Toronto Comprehensive	Business	2007	Final	Custom	Custom	90.0	5.0	24
104	16	Toronto Comprehensive	Business	2007	Final	Custom	Custom	90.0	5.0	0
105	16	Toronto Comprehensive	Business	2007	Final	Custom	Custom	90.0	5.0	12
106	17	Demand Response 1	Business, Industrial	2007	Final	Custom	Custom	100.0	1.0	16
107	18	Loblaw & York Region Demand Response	Business, Industrial	2007	Final	0	0	100.0	1.0	1
108	18	Loblaw & York Region Demand Response	Business, Industrial	2007	Final	0	0	100.0	1.0	1
109	19	Renewable Energy Standard Offer	Consumer, Business, Industrial	2007	Final	Custom	Custom	100.0	20.0	4
110	19	Renewable Energy Standard Offer	Consumer, Business, Industrial	2007	Final	Custom	Custom	100.0	20.0	119
111	19	Renewable Energy Standard Offer	Consumer, Business, Industrial	2007	Final	Custom	Custom	100.0	20.0	3
112	19	Renewable Energy Standard Offer	Consumer, Business, Industrial	2007	Final	Custom	Custom	100.0	20.0	2
113	20	Great Refrigerator Roundup	Consumer	2008	Final	426	3,836	55.0	9.0	552
114	20	Great Refrigerator Roundup	Consumer	2008	Final	385	3,078	52.0	8.0	15,196
115	20	Great Refrigerator Roundup	Consumer	2008	Final	426	3,836	55.0	9.0	5,154
116	20	Great Refrigerator Roundup	Consumer	2008	Final	426	3,836	55.0	9.0	10,006
117	20	Great Refrigerator Roundup	Consumer	2008	Final	385	3,078	52.0	8.0	175
118	20	Great Refrigerator Roundup	Consumer	2008	Final	426	3,836	55.0	9.0	300
119	20	Great Refrigerator Roundup	Consumer	2008	Final	426	3,836	55.0	9.0	46,873
120	20	Great Refrigerator Roundup	Consumer	2008	Final	385	3,078	52.0	8.0	2,979
121	20	Great Refrigerator Roundup	Consumer	2008	Final	71	319	36.0	4.5	1,582
122	21	Cool Savings Rebate	Consumer	2008	Final	89	1,599	57.2	18.0	4,499
123	21	Cool Savings Rebate	Consumer	2008	Final	89	1,599	57.2	18.0	0
124	21	Cool Savings Rebate	Consumer	2008	Final	494	7,417	59.1	15.0	9,366
125	21	Cool Savings Rebate	Consumer	2008	Final	494	7,417	59.1	15.0	0
126	21	Cool Savings Rebate	Consumer	2008	Final	15	221	27.5	15.0	7,291
127	21	Cool Savings Rebate	Consumer	2008	Final	37	185	15.7	5.0	0
128	21	Cool Savings Rebate	Consumer	2008	Final	72	1,290	57.2	18.0	22,241
129	21	Cool Savings Rebate	Consumer	2008	Final	72	1,290	57.2	18.0	0
130	21	Cool Savings Rebate	Consumer	2008	Final	484	8,715	59.1	18.0	33,546
131	21	Cool Savings Rebate	Consumer	2008	Final	15	265	27.5	18.0	28,505
132	22	Every Kilowatt Counts Power Savings Event	Consumer	2008	Final	28	221	52.3	8.0	903,439
133	22	Every Kilowatt Counts Power Savings Event	Consumer	2008	Final	37	221	37.7	6.0	98,397
134	22	Every Kilowatt Counts Power Savings Event	Consumer	2008	Final	12	47	38.6	4.0	1,526,248
135	22	Every Kilowatt Counts Power Savings Event	Consumer	2008	Final	33	230	37.5	7.0	423,741
136	22	Every Kilowatt Counts Power Savings Event	Consumer	2008	Final	45	713	33.4	16.0	657,609

# OPA Conservation & Demand Management Programs

Measure Results at End-User Level

For: Province Wide

#	Initiative Number	Initiative Name	Program Name	Program Year	Results Status	Province Wide Results					
						Gross Summer Peak Demand Savings (kW)	Gross Annual Energy Savings (kWh)	Gross Lifetime Energy Savings (kWh)	Net Summer Peak Demand Savings (kW)	Net Annual Energy Savings (kWh)	Net Lifetime Energy Savings (kWh)
103	16	Toronto Comprehensive	Business	2007	Final	144,666.67	177,807,778	889,038,890	130,200.00	160,027,000	800,135,001
104	16	Toronto Comprehensive	Business	2007	Final	0.00	0	0	0.00	0	0
105	16	Toronto Comprehensive	Business	2007	Final	777.78	6,292,222	31,461,110	700.00	5,663,000	28,314,999
106	17	Demand Response 1	Business, Industrial	2007	Final	317,350.00	0	0	317,350.00	0	0
107	18	Loblaw & York Region Demand Response	Business, Industrial	2007	Final	16,400.00	0	0	16,400.00	0	0
108	18	Loblaw & York Region Demand Response	Business, Industrial	2007	Final	10,000.00	0	0	10,000.00	0	0
109	19	Renewable Energy Standard Offer	Consumer, Business, Industrial	2007	Final	550.00	2,505,360	50,107,200	550.00	2,505,360	50,107,200
110	19	Renewable Energy Standard Offer	Consumer, Business, Industrial	2007	Final	814.75	927,837	18,556,746	814.75	927,837	18,556,746
111	19	Renewable Energy Standard Offer	Consumer, Business, Industrial	2007	Final	316.80	832,550	16,651,008	316.80	832,550	16,651,008
112	19	Renewable Energy Standard Offer	Consumer, Business, Industrial	2007	Final	679.00	4,461,030	89,220,600	679.00	4,461,030	89,220,600
113	20	Great Refrigerator Roundup	Consumer	2008	Final	43.84	427,965	3,851,685	24.11	235,381	2,118,427
114	20	Great Refrigerator Roundup	Consumer	2008	Final	1,286.09	11,244,682	89,957,452	668.76	5,847,234	46,777,875
115	20	Great Refrigerator Roundup	Consumer	2008	Final	409.13	3,994,081	35,946,725	225.02	2,196,744	19,770,699
116	20	Great Refrigerator Roundup	Consumer	2008	Final	794.35	7,754,726	69,792,531	436.89	4,265,099	38,385,892
117	20	Great Refrigerator Roundup	Consumer	2008	Final	14.81	129,479	1,035,831	7.70	67,329	538,632
118	20	Great Refrigerator Roundup	Consumer	2008	Final	23.83	232,657	2,093,916	13.11	127,962	1,151,654
119	20	Great Refrigerator Roundup	Consumer	2008	Final	3,721.09	36,326,447	326,938,019	2,046.60	19,979,546	179,815,910
120	20	Great Refrigerator Roundup	Consumer	2008	Final	252.09	2,204,100	17,632,797	131.09	1,146,132	9,169,054
121	20	Great Refrigerator Roundup	Consumer	2008	Final	314.82	311,654	1,402,443	113.33	112,195	504,879
122	21	Cool Savings Rebate	Consumer	2008	Final	763.80	698,494	12,572,893	436.90	399,539	7,191,695
123	21	Cool Savings Rebate	Consumer	2008	Final	0.00	0	0	0.00	0	0
124	21	Cool Savings Rebate	Consumer	2008	Final	4,646.87	7,836,498	117,547,463	2,746.30	4,631,370	69,470,551
125	21	Cool Savings Rebate	Consumer	2008	Final	0.00	0	0	0.00	0	0
126	21	Cool Savings Rebate	Consumer	2008	Final	201.94	391,578	5,873,675	55.46	107,535	1,613,029
127	21	Cool Savings Rebate	Consumer	2008	Final	0.00	0	0	0.00	0	0
128	21	Cool Savings Rebate	Consumer	2008	Final	3,046.28	2,785,805	50,144,496	1,742.47	1,593,481	28,682,652
129	21	Cool Savings Rebate	Consumer	2008	Final	0.00	0	0	0.00	0	0
130	21	Cool Savings Rebate	Consumer	2008	Final	16,279.63	27,481,631	494,669,352	9,621.26	16,241,644	292,349,587
131	21	Cool Savings Rebate	Consumer	2008	Final	789.50	1,530,920	27,556,565	216.81	420,421	7,567,584
132	22	Every Kilowatt Counts Power Savings Event	Consumer	2008	Final	1,987.57	47,846,156	382,769,244	1,038.62	25,002,299	200,018,393
133	22	Every Kilowatt Counts Power Savings Event	Consumer	2008	Final	303.28	9,622,795	57,736,768	114.25	3,625,025	21,750,152
134	22	Every Kilowatt Counts Power Savings Event	Consumer	2008	Final	1,461.26	46,363,847	185,455,389	563.57	17,881,374	71,525,495
135	22	Every Kilowatt Counts Power Savings Event	Consumer	2008	Final	1,170.17	37,127,811	259,894,679	438.44	13,910,969	97,376,785
136	22	Every Kilowatt Counts Power Savings Event	Consumer	2008	Final	2,766	87,775,578	1,404,409,249	923.28	29,294,507	468,712,115

OPA Conservation & Demand Management Programs

Measure Results at End-User Level

For: Province Wide

#	Initiative Number	Initiative Name	Program Name	Program Year	Results Status	#
137	22	Every Kilowatt Counts Power Savings Event	Consumer	2008	Final	6
138	22	Every Kilowatt Counts Power Savings Event	Consumer	2008	Final	7
139	22	Every Kilowatt Counts Power Savings Event	Consumer	2008	Final	8
140	22	Every Kilowatt Counts Power Savings Event	Consumer	2008	Final	9
141	22	Every Kilowatt Counts Power Savings Event	Consumer	2008	Final	10
142	22	Every Kilowatt Counts Power Savings Event	Consumer	2008	Final	11
143	22	Every Kilowatt Counts Power Savings Event	Consumer	2008	Final	12
144	22	Every Kilowatt Counts Power Savings Event	Consumer	2008	Final	13
145	22	Every Kilowatt Counts Power Savings Event	Consumer	2008	Final	14
146	22	Every Kilowatt Counts Power Savings Event	Consumer	2008	Final	15
147	22	Every Kilowatt Counts Power Savings Event	Consumer	2008	Final	16
148	22	Every Kilowatt Counts Power Savings Event	Consumer	2008	Final	17
149	22	Every Kilowatt Counts Power Savings Event	Consumer	2008	Final	18
150	22	Every Kilowatt Counts Power Savings Event	Consumer	2008	Final	19
151	22	Every Kilowatt Counts Power Savings Event	Consumer	2008	Final	20
152	22	Every Kilowatt Counts Power Savings Event	Consumer	2008	Final	21
153	22	Every Kilowatt Counts Power Savings Event	Consumer	2008	Final	22
154	23	peaksaver@	Consumer, Business	2008	Final	1
155	23	peaksaver@	Consumer, Business	2008	Final	2
156	23	peaksaver@	Consumer, Business	2008	Final	3
157	23	peaksaver@	Consumer, Business	2008	Final	4
158	23	peaksaver@	Consumer, Business	2008	Final	5
159	23	peaksaver@	Consumer, Business	2008	Final	6
160	24	Summer Sweepstakes	Consumer	2008	Final	1
161	24	Summer Sweepstakes	Consumer	2008	Final	2
162	24	Summer Sweepstakes	Consumer	2008	Final	3
163	24	Summer Sweepstakes	Consumer	2008	Final	4
164	24	Summer Sweepstakes	Consumer	2008	Final	5
165	25	Electricity Retrofit Incentive	Consumer, Business	2008	Final	1
166	25	Electricity Retrofit Incentive	Consumer, Business	2008	Final	2
167	25	Electricity Retrofit Incentive	Consumer, Business	2008	Final	3
168	25	Electricity Retrofit Incentive	Consumer, Business	2008	Final	4
169	25	Electricity Retrofit Incentive	Consumer, Business	2008	Final	5
170	25	Electricity Retrofit Incentive	Consumer, Business	2008	Final	6



# OPA Conservation & Demand Management Programs

## Measure Results at End-User Level

For: Province Wide

#	Initiative Number	Initiative Name	Program Name	Program Year	Results Status	Measure Name
137	22	Every Kilowatt Counts Power Savings Event	Consumer	2008	Final	T8 Fluorescent Fixtures
138	22	Every Kilowatt Counts Power Savings Event	Consumer	2008	Final	Lighting Control Devices
139	22	Every Kilowatt Counts Power Savings Event	Consumer	2008	Final	Power Bars with Timers
140	22	Every Kilowatt Counts Power Savings Event	Consumer	2008	Final	Car block heater timer
141	22	Every Kilowatt Counts Power Savings Event	Consumer	2008	Final	Heavy Duty Timers
142	22	Every Kilowatt Counts Power Savings Event	Consumer	2008	Final	Programmable Thermostats - Baseboard
143	22	Every Kilowatt Counts Power Savings Event	Consumer	2008	Final	Air Conditioner/Furnace Filters
144	22	Every Kilowatt Counts Power Savings Event	Consumer	2008	Final	Awnings
145	22	Every Kilowatt Counts Power Savings Event	Consumer	2008	Final	Window Films
146	22	Every Kilowatt Counts Power Savings Event	Consumer	2008	Final	Electric Water Heater Blankets
147	22	Every Kilowatt Counts Power Savings Event	Consumer	2008	Final	Pipe Wrap
148	22	Every Kilowatt Counts Power Savings Event	Consumer	2008	Final	Low-Flow Toilets
149	22	Every Kilowatt Counts Power Savings Event	Consumer	2008	Final	Keep Cool Pilot – Dehumidifier
150	22	Every Kilowatt Counts Power Savings Event	Consumer	2008	Final	Keep Cool Pilot – Room Air Conditioner
151	22	Every Kilowatt Counts Power Savings Event	Consumer	2008	Final	Rewards for Recycling – Dehumidifier
152	22	Every Kilowatt Counts Power Savings Event	Consumer	2008	Final	Rewards for Recycling – Room Air Conditioner
153	22	Every Kilowatt Counts Power Savings Event	Consumer	2008	Final	Rewards for Recycling – Halogen Lamp
154	23	peaksaver®	Consumer, Business	2008	Final	Residential Air Conditioner - Switch
155	23	peaksaver®	Consumer, Business	2008	Final	Residential Air Conditioner - Thermostat
156	23	peaksaver®	Consumer, Business	2008	Final	Residential Electric Water Heater
157	23	peaksaver®	Consumer, Business	2008	Final	Commercial Air Conditioner - Switch
158	23	peaksaver®	Consumer, Business	2008	Final	Commercial Air Conditioner - Thermostat
159	23	peaksaver®	Consumer, Business	2008	Final	Commercial Electric Water Heater
160	24	Summer Sweepstakes	Consumer	2008	Final	Registered qualified active households
161	24	Summer Sweepstakes	Consumer	2008	Final	Registered unqualified active households
162	24	Summer Sweepstakes	Consumer	2008	Final	Registered qualified inactive households
163	24	Summer Sweepstakes	Consumer	2008	Final	Registered unqualified inactive households
164	24	Summer Sweepstakes	Consumer	2008	Final	Non-registered active households
165	25	Electricity Retrofit Incentive	Consumer, Business	2008	Final	Agribusiness ENERGY STAR® Rated Exit Signs, All sizes - Commercial Sector
166	25	Electricity Retrofit Incentive	Consumer, Business	2008	Final	Agribusiness ENERGY STAR® Rated CFLs, Screw in. All sizes < 40 W - Commercial Sector
167	25	Electricity Retrofit Incentive	Consumer, Business	2008	Final	Agribusiness ENERGY STAR® Rated CFLs, Hard wired. All sizes < 40 W - Commercial Sector
168	25	Electricity Retrofit Incentive	Consumer, Business	2008	Final	Agribusiness Standard Performance T8, Single lamp standard T8 fixture - Commercial Sector
169	25	Electricity Retrofit Incentive	Consumer, Business	2008	Final	Agribusiness Standard Performance T8, Double lamp standard T8 fixture - Commercial Sector
170	25	Electricity Retrofit Incentive	Consumer, Business	2008	Final	Agribusiness Standard Performance T8, Triple lamp standard T8 fixture - Commercial Sector

## Measure Results at End-User Level

#	Initiative Number	Initiative Name	Program Name	Program Year	Results Status
137	22	Every Kilowatt Counts Power Savings Event	Consumer	2008	Final
138	22	Every Kilowatt Counts Power Savings Event	Consumer	2008	Final
139	22	Every Kilowatt Counts Power Savings Event	Consumer	2008	Final
140	22	Every Kilowatt Counts Power Savings Event	Consumer	2008	Final
141	22	Every Kilowatt Counts Power Savings Event	Consumer	2008	Final
142	22	Every Kilowatt Counts Power Savings Event	Consumer	2008	Final
143	22	Every Kilowatt Counts Power Savings Event	Consumer	2008	Final
144	22	Every Kilowatt Counts Power Savings Event	Consumer	2008	Final
145	22	Every Kilowatt Counts Power Savings Event	Consumer	2008	Final
146	22	Every Kilowatt Counts Power Savings Event	Consumer	2008	Final
147	22	Every Kilowatt Counts Power Savings Event	Consumer	2008	Final
148	22	Every Kilowatt Counts Power Savings Event	Consumer	2008	Final
149	22	Every Kilowatt Counts Power Savings Event	Consumer	2008	Final
150	22	Every Kilowatt Counts Power Savings Event	Consumer	2008	Final
151	22	Every Kilowatt Counts Power Savings Event	Consumer	2008	Final
152	22	Every Kilowatt Counts Power Savings Event	Consumer	2008	Final
153	22	Every Kilowatt Counts Power Savings Event	Consumer	2008	Final
154	23	<b>peaksaver®</b>	Consumer, Business	2008	Final
155	23	<b>peaksaver®</b>	Consumer, Business	2008	Final
156	23	<b>peaksaver®</b>	Consumer, Business	2008	Final
157	23	<b>peaksaver®</b>	Consumer, Business	2008	Final
158	23	<b>peaksaver®</b>	Consumer, Business	2008	Final
159	23	<b>peaksaver®</b>	Consumer, Business	2008	Final
160	24	Summer Sweepstakes	Consumer	2008	Final
161	24	Summer Sweepstakes	Consumer	2008	Final
162	24	Summer Sweepstakes	Consumer	2008	Final
163	24	Summer Sweepstakes	Consumer	2008	Final
164	24	Summer Sweepstakes	Consumer	2008	Final
165	25	Electricity Retrofit Incentive	Consumer, Business	2008	Final
166	25	Electricity Retrofit Incentive	Consumer, Business	2008	Final
167	25	Electricity Retrofit Incentive	Consumer, Business	2008	Final
168	25	Electricity Retrofit Incentive	Consumer, Business	2008	Final
169	25	Electricity Retrofit Incentive	Consumer, Business	2008	Final
170	25	Electricity Retrofit Incentive	Consumer, Business	2008	Final

[illegible]

OPA Conservation & Demand Management Programs

Measure Results at End-User Level

For: Province Wide

#	Initiative Number	Initiative Name	Program Name	Program Year	Results Status	Assumptions				Activity Results (#)
						Net Annual Energy Savings (kWh)	Net Lifetime Energy Savings (kWh)	Aggregate Net-to-Gross Adjustment (%)	Effective Useful Life (EUL)	
137	22	Every Kilowatt Counts Power Savings Event	Consumer	2008	Final	12	196	32.8	16.0	119,646
138	22	Every Kilowatt Counts Power Savings Event	Consumer	2008	Final	46	464	45.4	10.0	128,609
139	22	Every Kilowatt Counts Power Savings Event	Consumer	2008	Final	22	217	40.7	10.0	7,055
140	22	Every Kilowatt Counts Power Savings Event	Consumer	2008	Final	0	0	0.0	0.0	0
141	22	Every Kilowatt Counts Power Savings Event	Consumer	2008	Final	100	1,002	33.3	10.0	14,885
142	22	Every Kilowatt Counts Power Savings Event	Consumer	2008	Final	30	444	46.5	15.0	41,495
143	22	Every Kilowatt Counts Power Savings Event	Consumer	2008	Final	13	13	35.1	1.0	39,053
144	22	Every Kilowatt Counts Power Savings Event	Consumer	2008	Final	0	0	0.0	0.0	28,376
145	22	Every Kilowatt Counts Power Savings Event	Consumer	2008	Final	0	0	0.0	0.0	457,649
146	22	Every Kilowatt Counts Power Savings Event	Consumer	2008	Final	0	0	0.0	0.0	14,029
147	22	Every Kilowatt Counts Power Savings Event	Consumer	2008	Final	18	107	46.8	6.0	842,772
148	22	Every Kilowatt Counts Power Savings Event	Consumer	2008	Final	0	0	0.0	0.0	110,248
149	22	Every Kilowatt Counts Power Savings Event	Consumer	2008	Final	175	2,099	35.0	12.0	263
150	22	Every Kilowatt Counts Power Savings Event	Consumer	2008	Final	59	532	42.0	9.0	295
151	22	Every Kilowatt Counts Power Savings Event	Consumer	2008	Final	220	2,639	44.0	12.0	7,897
152	22	Every Kilowatt Counts Power Savings Event	Consumer	2008	Final	62	557	44.0	9.0	8,535
153	22	Every Kilowatt Counts Power Savings Event	Consumer	2008	Final	132	2,114	48.0	16.0	6,808
154	23	peaksaver®	Consumer, Business	2008	Final	16	202	90.0	13.0	14,152
155	23	peaksaver®	Consumer, Business	2008	Final	16	202	90.0	13.0	28,831
156	23	peaksaver®	Consumer, Business	2008	Final	5	70	90.0	13.0	318
157	23	peaksaver®	Consumer, Business	2008	Final	67	866	90.0	13.0	47
158	23	peaksaver®	Consumer, Business	2008	Final	67	866	90.0	13.0	104
159	23	peaksaver®	Consumer, Business	2008	Final	33	433	90.0	13.0	1
160	24	Summer Sweepstakes	Consumer	2008	Final	327	1,709	77.6	5.2	21,057
161	24	Summer Sweepstakes	Consumer	2008	Final	327	1,709	77.6	5.2	31,586
162	24	Summer Sweepstakes	Consumer	2008	Final	327	1,709	77.6	5.2	2,106
163	24	Summer Sweepstakes	Consumer	2008	Final	327	1,709	77.6	5.2	7,921
164	24	Summer Sweepstakes	Consumer	2008	Final	17	87	77.6	5.2	1,025,826
165	25	Electricity Retrofit Incentive	Consumer, Business	2008	Final	Quasi-Prescriptive	Quasi-Prescriptive	58.0	15.3	n/a
166	25	Electricity Retrofit Incentive	Consumer, Business	2008	Final	Quasi-Prescriptive	Quasi-Prescriptive	58.0	15.3	n/a
167	25	Electricity Retrofit Incentive	Consumer, Business	2008	Final	Quasi-Prescriptive	Quasi-Prescriptive	58.0	15.3	n/a
168	25	Electricity Retrofit Incentive	Consumer, Business	2008	Final	Quasi-Prescriptive	Quasi-Prescriptive	58.0	15.3	n/a
169	25	Electricity Retrofit Incentive	Consumer, Business	2008	Final	Quasi-Prescriptive	Quasi-Prescriptive	58.0	15.3	n/a
170	25	Electricity Retrofit Incentive	Consumer, Business	2008	Final	Quasi-Prescriptive	Quasi-Prescriptive	58.0	15.3	n/a

# OPA Conservation & Demand Management Programs

Measure Results at End-User Level

For: Province Wide

#	Initiative Number	Initiative Name	Program Name	Program Year	Results Status	Province Wide Results					
						Gross Summer Peak Demand Savings (kW)	Gross Annual Energy Savings (kWh)	Gross Lifetime Energy Savings (kWh)	Net Summer Peak Demand Savings (kW)	Net Annual Energy Savings (kWh)	Net Lifetime Energy Savings (kWh)
137	22	Every Kilowatt Counts Power Savings Event	Consumer	2008	Final	119.65	4,450,825	71,213,203	39.30	1,461,978	23,391,650
138	22	Every Kilowatt Counts Power Savings Event	Consumer	2008	Final	385.83	13,148,083	131,480,827	175.03	5,964,575	59,645,746
139	22	Every Kilowatt Counts Power Savings Event	Consumer	2008	Final	29.32	376,039	3,760,393	11.94	153,201	1,532,012
140	22	Every Kilowatt Counts Power Savings Event	Consumer	2008	Final	0.00	0	0	0.00	0	0
141	22	Every Kilowatt Counts Power Savings Event	Consumer	2008	Final	257.22	4,483,249	44,832,492	85.57	1,491,503	14,915,033
142	22	Every Kilowatt Counts Power Savings Event	Consumer	2008	Final	0.00	2,641,482	39,622,224	0.00	1,228,596	18,428,941
143	22	Every Kilowatt Counts Power Savings Event	Consumer	2008	Final	820.11	1,472,298	1,472,298	287.76	516,596	516,596
144	22	Every Kilowatt Counts Power Savings Event	Consumer	2008	Final	0.00	0	0	0.00	0	0
145	22	Every Kilowatt Counts Power Savings Event	Consumer	2008	Final	0.00	0	0	0.00	0	0
146	22	Every Kilowatt Counts Power Savings Event	Consumer	2008	Final	0.00	0	0	0.00	0	0
147	22	Every Kilowatt Counts Power Savings Event	Consumer	2008	Final	2,528.32	32,025,351	192,152,107	1,183.84	14,995,313	89,971,876
148	22	Every Kilowatt Counts Power Savings Event	Consumer	2008	Final	0.00	0	0	0.00	0	0
149	22	Every Kilowatt Counts Power Savings Event	Consumer	2008	Final	76.27	131,447	1,577,369	26.69	46,007	552,079
150	22	Every Kilowatt Counts Power Savings Event	Consumer	2008	Final	42	41,507	373,559	17.59	17,433	156,895
151	22	Every Kilowatt Counts Power Savings Event	Consumer	2008	Final	2,290.13	3,946,921	47,363,047	1,007.66	1,736,645	20,839,741
152	22	Every Kilowatt Counts Power Savings Event	Consumer	2008	Final	1,211.97	1,200,875	10,807,871	533.27	528,385	4,755,463
153	22	Every Kilowatt Counts Power Savings Event	Consumer	2008	Final	61.27	1,873,562	29,976,986	29.41	899,310	14,388,953
154	23	peaksaver@	Consumer, Business	2008	Final	12,241.48	244,830	3,182,785	11,017.33	220,347	2,864,506
155	23	peaksaver@	Consumer, Business	2008	Final	24,938.82	498,776	6,484,092	22,444.93	448,899	5,835,683
156	23	peaksaver@	Consumer, Business	2008	Final	95.40	1,908	24,804	85.86	1,717	22,324
157	23	peaksaver@	Consumer, Business	2008	Final	173.90	3,478	45,214	156.51	3,130	40,693
158	23	peaksaver@	Consumer, Business	2008	Final	384.80	7,696	100,048	346.32	6,926	90,043
159	23	peaksaver@	Consumer, Business	2008	Final	1.85	37	481	1.67	33	433
160	24	Summer Sweepstakes	Consumer	2008	Final	2,338.57	8,866,361	46,374,020	1,814.40	6,879,055	35,979,747
161	24	Summer Sweepstakes	Consumer	2008	Final	3,507.85	13,299,541	69,561,029	2,721.60	10,318,582	53,969,620
162	24	Summer Sweepstakes	Consumer	2008	Final	233.86	886,636	4,637,402	181.44	687,905	3,597,975
163	24	Summer Sweepstakes	Consumer	2008	Final	879.75	3,335,440	17,445,465	682.56	2,587,835	13,535,238
164	24	Summer Sweepstakes	Consumer	2008	Final	5,284.46	22,010,811	115,123,870	4,100.00	17,077,308	89,320,006
165	25	Electricity Retrofit Incentive	Consumer, Business	2008	Final	n/a	n/a	n/a	n/a	n/a	n/a
166	25	Electricity Retrofit Incentive	Consumer, Business	2008	Final	n/a	n/a	n/a	n/a	n/a	n/a
167	25	Electricity Retrofit Incentive	Consumer, Business	2008	Final	n/a	n/a	n/a	n/a	n/a	n/a
168	25	Electricity Retrofit Incentive	Consumer, Business	2008	Final	n/a	n/a	n/a	n/a	n/a	n/a
169	25	Electricity Retrofit Incentive	Consumer, Business	2008	Final	n/a	n/a	n/a	n/a	n/a	n/a
170	25	Electricity Retrofit Incentive	Consumer, Business	2008	Final	n/a	n/a	n/a	n/a	n/a	n/a

# OPA Conservation & Demand Management Programs

Measure Results at End-User Level

For: Province Wide

#	Initiative Number	Initiative Name	Program Name	Program Year	Results Status	#
171	25	Electricity Retrofit Incentive	Consumer, Business	2008	Final	7
172	25	Electricity Retrofit Incentive	Consumer, Business	2008	Final	8
173	25	Electricity Retrofit Incentive	Consumer, Business	2008	Final	9
174	25	Electricity Retrofit Incentive	Consumer, Business	2008	Final	10
175	25	Electricity Retrofit Incentive	Consumer, Business	2008	Final	11
176	25	Electricity Retrofit Incentive	Consumer, Business	2008	Final	12
177	25	Electricity Retrofit Incentive	Consumer, Business	2008	Final	13
178	25	Electricity Retrofit Incentive	Consumer, Business	2008	Final	14
179	25	Electricity Retrofit Incentive	Consumer, Business	2008	Final	15
180	25	Electricity Retrofit Incentive	Consumer, Business	2008	Final	16
181	25	Electricity Retrofit Incentive	Consumer, Business	2008	Final	17
182	25	Electricity Retrofit Incentive	Consumer, Business	2008	Final	18
183	25	Electricity Retrofit Incentive	Consumer, Business	2008	Final	19
184	25	Electricity Retrofit Incentive	Consumer, Business	2008	Final	20
185	25	Electricity Retrofit Incentive	Consumer, Business	2008	Final	21
186	25	Electricity Retrofit Incentive	Consumer, Business	2008	Final	22
187	25	Electricity Retrofit Incentive	Consumer, Business	2008	Final	23
188	25	Electricity Retrofit Incentive	Consumer, Business	2008	Final	24
189	25	Electricity Retrofit Incentive	Consumer, Business	2008	Final	25
190	25	Electricity Retrofit Incentive	Consumer, Business	2008	Final	26
191	25	Electricity Retrofit Incentive	Consumer, Business	2008	Final	27
192	25	Electricity Retrofit Incentive	Consumer, Business	2008	Final	28
193	25	Electricity Retrofit Incentive	Consumer, Business	2008	Final	29
194	25	Electricity Retrofit Incentive	Consumer, Business	2008	Final	30
195	25	Electricity Retrofit Incentive	Consumer, Business	2008	Final	31
196	25	Electricity Retrofit Incentive	Consumer, Business	2008	Final	32
197	25	Electricity Retrofit Incentive	Consumer, Business	2008	Final	33
198	25	Electricity Retrofit Incentive	Consumer, Business	2008	Final	34
199	25	Electricity Retrofit Incentive	Consumer, Business	2008	Final	35
200	25	Electricity Retrofit Incentive	Consumer, Business	2008	Final	36
201	25	Electricity Retrofit Incentive	Consumer, Business	2008	Final	37
202	25	Electricity Retrofit Incentive	Consumer, Business	2008	Final	38
203	25	Electricity Retrofit Incentive	Consumer, Business	2008	Final	39
204	25	Electricity Retrofit Incentive	Consumer, Business	2008	Final	40

# OPA Conservation & Demand Management Programs

## Measure Results at End-User Level

For: Province Wide

#	Initiative Number	Initiative Name	Program Name	Program Year	Results Status	Measure Name
171	25	Electricity Retrofit Incentive	Consumer, Business	2008	Final	Agribusiness Standard Performance T8, Quadruple lamp standard T8 fixture - Commercial Sector
172	25	Electricity Retrofit Incentive	Consumer, Business	2008	Final	Agribusiness High Performance T8 (Consortium for Energy Efficiency qualifying list compliance), Single lamp h
173	25	Electricity Retrofit Incentive	Consumer, Business	2008	Final	Agribusiness High Performance T8 (Consortium for Energy Efficiency qualifying list compliance), Double lamp h
174	25	Electricity Retrofit Incentive	Consumer, Business	2008	Final	Agribusiness High Performance T8 (Consortium for Energy Efficiency qualifying list compliance), Triple lamp hi
175	25	Electricity Retrofit Incentive	Consumer, Business	2008	Final	Agribusiness High Performance T8 (Consortium for Energy Efficiency qualifying list compliance), Quadruple lar
176	25	Electricity Retrofit Incentive	Consumer, Business	2008	Final	Agribusiness T5 Fixtures, T5 fixture with 1, 2, or 3 lamps and 1 electronic ballast - Commercial Sector
177	25	Electricity Retrofit Incentive	Consumer, Business	2008	Final	Agribusiness T5 Fixtures, High Bay T5. Maximum 6 lamps/fixture. - Commercial Sector
178	25	Electricity Retrofit Incentive	Consumer, Business	2008	Final	Agribusiness Metal Halide, 320 W Ceramic pulse start - Commercial Sector
179	25	Electricity Retrofit Incentive	Consumer, Business	2008	Final	Agribusiness Occupancy Sensors, Switch plate mounted occupancy sensor - Commercial Sector
180	25	Electricity Retrofit Incentive	Consumer, Business	2008	Final	Agribusiness Occupancy Sensors, Ceiling mounted occupancy sensor - Commercial Sector
181	25	Electricity Retrofit Incentive	Consumer, Business	2008	Final	Agribusiness Creep Heat Pads, up to 100W maximum - Commercial Sector
182	25	Electricity Retrofit Incentive	Consumer, Business	2008	Final	Agribusiness Creep Heat Pads, up to 200W maximum - Commercial Sector
183	25	Electricity Retrofit Incentive	Consumer, Business	2008	Final	Agribusiness High Temperature Cutout Thermostat - Commercial Sector
184	25	Electricity Retrofit Incentive	Consumer, Business	2008	Final	Agribusiness Creep Heat Controller - Commercial Sector
185	25	Electricity Retrofit Incentive	Consumer, Business	2008	Final	Agribusiness Energy Efficient Ventilation Exhaust Fans - Commercial Sector
186	25	Electricity Retrofit Incentive	Consumer, Business	2008	Final	Agribusiness Low Energy Livestock Waterers - Commercial Sector
187	25	Electricity Retrofit Incentive	Consumer, Business	2008	Final	Agribusiness Photocell and Timer for Lighting Control - Commercial Sector
188	25	Electricity Retrofit Incentive	Consumer, Business	2008	Final	Lighting System Exit Signs, 5 W or less - Commercial Sector
189	25	Electricity Retrofit Incentive	Consumer, Business	2008	Final	Lighting System ENERGY STAR® Rated CFLs, Screw in. All sizes < 40 W - Commercial Sector
190	25	Electricity Retrofit Incentive	Consumer, Business	2008	Final	Lighting System ENERGY STAR® Rated CFLs, Hard wired. All sizes < 40 W - Commercial Sector
191	25	Electricity Retrofit Incentive	Consumer, Business	2008	Final	Lighting System Standard Performance T8, Single lamp standard T8 fixture - Commercial Sector
192	25	Electricity Retrofit Incentive	Consumer, Business	2008	Final	Lighting System Standard Performance T8, Double lamp standard T8 fixture - Commercial Sector
193	25	Electricity Retrofit Incentive	Consumer, Business	2008	Final	Lighting System Standard Performance T8, Triple lamp standard T8 fixture - Commercial Sector
194	25	Electricity Retrofit Incentive	Consumer, Business	2008	Final	Lighting System Standard Performance T8, Quadruple lamp standard T8 fixture - Commercial Sector
195	25	Electricity Retrofit Incentive	Consumer, Business	2008	Final	Lighting System High Performance T8 (Consortium for Energy Efficiency qualifying list compliance), Single lam
196	25	Electricity Retrofit Incentive	Consumer, Business	2008	Final	Lighting System High Performance T8 (Consortium for Energy Efficiency qualifying list compliance), Double lan
197	25	Electricity Retrofit Incentive	Consumer, Business	2008	Final	Lighting System High Performance T8 (Consortium for Energy Efficiency qualifying list compliance), Triple lam
198	25	Electricity Retrofit Incentive	Consumer, Business	2008	Final	Lighting System High Performance T8 (Consortium for Energy Efficiency qualifying list compliance), Quadruple
199	25	Electricity Retrofit Incentive	Consumer, Business	2008	Final	Lighting System T5 Fixtures, T5 fixture with 1, 2, or 3 lamps and 1 electronic ballast - Commercial Sector
200	25	Electricity Retrofit Incentive	Consumer, Business	2008	Final	Lighting System T5 Fixtures, High Bay T5. Maximum 6 lamps/fixture. - Commercial Sector
201	25	Electricity Retrofit Incentive	Consumer, Business	2008	Final	Lighting System Metal Halide, 320 W Ceramic pulse start - Commercial Sector
202	25	Electricity Retrofit Incentive	Consumer, Business	2008	Final	Lighting System Occupancy Sensors, Switch plate mounted occupancy sensor - Commercial Sector
203	25	Electricity Retrofit Incentive	Consumer, Business	2008	Final	Lighting System Occupancy Sensors, Ceiling mounted occupancy sensor - Commercial Sector
204	25	Electricity Retrofit Incentive	Consumer, Business	2008	Final	Motor Open Drip-Proof (ODP), 1 HP - Commercial Sector



## Measure Results at End-User Level

#	Initiative Number	Initiative Name	Program Name	Program Year	Results Status
171	25	Electricity Retrofit Incentive	Consumer, Business	2008	Final
172	25	Electricity Retrofit Incentive	Consumer, Business	2008	Final
173	25	Electricity Retrofit Incentive	Consumer, Business	2008	Final
174	25	Electricity Retrofit Incentive	Consumer, Business	2008	Final
175	25	Electricity Retrofit Incentive	Consumer, Business	2008	Final
176	25	Electricity Retrofit Incentive	Consumer, Business	2008	Final
177	25	Electricity Retrofit Incentive	Consumer, Business	2008	Final
178	25	Electricity Retrofit Incentive	Consumer, Business	2008	Final
179	25	Electricity Retrofit Incentive	Consumer, Business	2008	Final
180	25	Electricity Retrofit Incentive	Consumer, Business	2008	Final
181	25	Electricity Retrofit Incentive	Consumer, Business	2008	Final
182	25	Electricity Retrofit Incentive	Consumer, Business	2008	Final
183	25	Electricity Retrofit Incentive	Consumer, Business	2008	Final
184	25	Electricity Retrofit Incentive	Consumer, Business	2008	Final
185	25	Electricity Retrofit Incentive	Consumer, Business	2008	Final
186	25	Electricity Retrofit Incentive	Consumer, Business	2008	Final
187	25	Electricity Retrofit Incentive	Consumer, Business	2008	Final
188	25	Electricity Retrofit Incentive	Consumer, Business	2008	Final
189	25	Electricity Retrofit Incentive	Consumer, Business	2008	Final
190	25	Electricity Retrofit Incentive	Consumer, Business	2008	Final
191	25	Electricity Retrofit Incentive	Consumer, Business	2008	Final
192	25	Electricity Retrofit Incentive	Consumer, Business	2008	Final
193	25	Electricity Retrofit Incentive	Consumer, Business	2008	Final
194	25	Electricity Retrofit Incentive	Consumer, Business	2008	Final
195	25	Electricity Retrofit Incentive	Consumer, Business	2008	Final
196	25	Electricity Retrofit Incentive	Consumer, Business	2008	Final
197	25	Electricity Retrofit Incentive	Consumer, Business	2008	Final
198	25	Electricity Retrofit Incentive	Consumer, Business	2008	Final
199	25	Electricity Retrofit Incentive	Consumer, Business	2008	Final
200	25	Electricity Retrofit Incentive	Consumer, Business	2008	Final
201	25	Electricity Retrofit Incentive	Consumer, Business	2008	Final
202	25	Electricity Retrofit Incentive	Consumer, Business	2008	Final
203	25	Electricity Retrofit Incentive	Consumer, Business	2008	Final
204	25	Electricity Retrofit Incentive	Consumer, Business	2008	Final

[illegible]

# OPA Conservation & Demand Management Programs

Measure Results at End-User Level

For: Province Wide

#	Initiative Number	Initiative Name	Program Name	Program Year	Results Status	Assumptions				Activity Results (#)
						Net Annual Energy Savings (kWh)	Net Lifetime Energy Savings (kWh)	Aggregate Net-to-Gross Adjustment (%)	Effective Useful Life (EUL)	
171	25	Electricity Retrofit Incentive	Consumer, Business	2008	Final	Quasi-Prescriptive	Quasi-Prescriptive	58.0	15.3	n/a
172	25	Electricity Retrofit Incentive	Consumer, Business	2008	Final	Quasi-Prescriptive	Quasi-Prescriptive	58.0	15.3	n/a
173	25	Electricity Retrofit Incentive	Consumer, Business	2008	Final	Quasi-Prescriptive	Quasi-Prescriptive	58.0	15.3	n/a
174	25	Electricity Retrofit Incentive	Consumer, Business	2008	Final	Quasi-Prescriptive	Quasi-Prescriptive	58.0	15.3	n/a
175	25	Electricity Retrofit Incentive	Consumer, Business	2008	Final	Quasi-Prescriptive	Quasi-Prescriptive	58.0	15.3	n/a
176	25	Electricity Retrofit Incentive	Consumer, Business	2008	Final	Quasi-Prescriptive	Quasi-Prescriptive	58.0	15.3	n/a
177	25	Electricity Retrofit Incentive	Consumer, Business	2008	Final	Quasi-Prescriptive	Quasi-Prescriptive	58.0	15.3	n/a
178	25	Electricity Retrofit Incentive	Consumer, Business	2008	Final	Quasi-Prescriptive	Quasi-Prescriptive	58.0	15.3	n/a
179	25	Electricity Retrofit Incentive	Consumer, Business	2008	Final	Quasi-Prescriptive	Quasi-Prescriptive	58.0	15.3	n/a
180	25	Electricity Retrofit Incentive	Consumer, Business	2008	Final	Quasi-Prescriptive	Quasi-Prescriptive	58.0	15.3	n/a
181	25	Electricity Retrofit Incentive	Consumer, Business	2008	Final	Quasi-Prescriptive	Quasi-Prescriptive	58.0	15.3	n/a
182	25	Electricity Retrofit Incentive	Consumer, Business	2008	Final	Quasi-Prescriptive	Quasi-Prescriptive	58.0	15.3	n/a
183	25	Electricity Retrofit Incentive	Consumer, Business	2008	Final	Quasi-Prescriptive	Quasi-Prescriptive	58.0	15.3	n/a
184	25	Electricity Retrofit Incentive	Consumer, Business	2008	Final	Quasi-Prescriptive	Quasi-Prescriptive	58.0	15.3	n/a
185	25	Electricity Retrofit Incentive	Consumer, Business	2008	Final	Quasi-Prescriptive	Quasi-Prescriptive	58.0	15.3	n/a
186	25	Electricity Retrofit Incentive	Consumer, Business	2008	Final	Quasi-Prescriptive	Quasi-Prescriptive	58.0	15.3	n/a
187	25	Electricity Retrofit Incentive	Consumer, Business	2008	Final	Quasi-Prescriptive	Quasi-Prescriptive	58.0	15.3	n/a
188	25	Electricity Retrofit Incentive	Consumer, Business	2008	Final	Quasi-Prescriptive	Quasi-Prescriptive	58.0	15.3	n/a
189	25	Electricity Retrofit Incentive	Consumer, Business	2008	Final	Quasi-Prescriptive	Quasi-Prescriptive	58.0	15.3	n/a
190	25	Electricity Retrofit Incentive	Consumer, Business	2008	Final	Quasi-Prescriptive	Quasi-Prescriptive	58.0	15.3	n/a
191	25	Electricity Retrofit Incentive	Consumer, Business	2008	Final	Quasi-Prescriptive	Quasi-Prescriptive	58.0	15.3	n/a
192	25	Electricity Retrofit Incentive	Consumer, Business	2008	Final	Quasi-Prescriptive	Quasi-Prescriptive	58.0	15.3	n/a
193	25	Electricity Retrofit Incentive	Consumer, Business	2008	Final	Quasi-Prescriptive	Quasi-Prescriptive	58.0	15.3	n/a
194	25	Electricity Retrofit Incentive	Consumer, Business	2008	Final	Quasi-Prescriptive	Quasi-Prescriptive	58.0	15.3	n/a
195	25	Electricity Retrofit Incentive	Consumer, Business	2008	Final	Quasi-Prescriptive	Quasi-Prescriptive	58.0	15.3	n/a
196	25	Electricity Retrofit Incentive	Consumer, Business	2008	Final	Quasi-Prescriptive	Quasi-Prescriptive	58.0	15.3	n/a
197	25	Electricity Retrofit Incentive	Consumer, Business	2008	Final	Quasi-Prescriptive	Quasi-Prescriptive	58.0	15.3	n/a
198	25	Electricity Retrofit Incentive	Consumer, Business	2008	Final	Quasi-Prescriptive	Quasi-Prescriptive	58.0	15.3	n/a
199	25	Electricity Retrofit Incentive	Consumer, Business	2008	Final	Quasi-Prescriptive	Quasi-Prescriptive	58.0	15.3	n/a
200	25	Electricity Retrofit Incentive	Consumer, Business	2008	Final	Quasi-Prescriptive	Quasi-Prescriptive	58.0	15.3	n/a
201	25	Electricity Retrofit Incentive	Consumer, Business	2008	Final	Quasi-Prescriptive	Quasi-Prescriptive	58.0	15.3	n/a
202	25	Electricity Retrofit Incentive	Consumer, Business	2008	Final	Quasi-Prescriptive	Quasi-Prescriptive	58.0	15.3	n/a
203	25	Electricity Retrofit Incentive	Consumer, Business	2008	Final	Quasi-Prescriptive	Quasi-Prescriptive	58.0	15.3	n/a
204	25	Electricity Retrofit Incentive	Consumer, Business	2008	Final	Quasi-Prescriptive	Quasi-Prescriptive	58.0	15.3	n/a

# OPA Conservation & Demand Management Programs

Measure Results at End-User Level

For: Province Wide

#	Initiative Number	Initiative Name	Program Name	Program Year	Results Status	Province Wide Results					
						Gross Summer Peak Demand Savings (kW)	Gross Annual Energy Savings (kWh)	Gross Lifetime Energy Savings (kWh)	Net Summer Peak Demand Savings (kW)	Net Annual Energy Savings (kWh)	Net Lifetime Energy Savings (kWh)
171	25	Electricity Retrofit Incentive	Consumer, Business	2008	Final	n/a	n/a	n/a	n/a	n/a	n/a
172	25	Electricity Retrofit Incentive	Consumer, Business	2008	Final	n/a	n/a	n/a	n/a	n/a	n/a
173	25	Electricity Retrofit Incentive	Consumer, Business	2008	Final	n/a	n/a	n/a	n/a	n/a	n/a
174	25	Electricity Retrofit Incentive	Consumer, Business	2008	Final	n/a	n/a	n/a	n/a	n/a	n/a
175	25	Electricity Retrofit Incentive	Consumer, Business	2008	Final	n/a	n/a	n/a	n/a	n/a	n/a
176	25	Electricity Retrofit Incentive	Consumer, Business	2008	Final	n/a	n/a	n/a	n/a	n/a	n/a
177	25	Electricity Retrofit Incentive	Consumer, Business	2008	Final	n/a	n/a	n/a	n/a	n/a	n/a
178	25	Electricity Retrofit Incentive	Consumer, Business	2008	Final	n/a	n/a	n/a	n/a	n/a	n/a
179	25	Electricity Retrofit Incentive	Consumer, Business	2008	Final	n/a	n/a	n/a	n/a	n/a	n/a
180	25	Electricity Retrofit Incentive	Consumer, Business	2008	Final	n/a	n/a	n/a	n/a	n/a	n/a
181	25	Electricity Retrofit Incentive	Consumer, Business	2008	Final	n/a	n/a	n/a	n/a	n/a	n/a
182	25	Electricity Retrofit Incentive	Consumer, Business	2008	Final	n/a	n/a	n/a	n/a	n/a	n/a
183	25	Electricity Retrofit Incentive	Consumer, Business	2008	Final	n/a	n/a	n/a	n/a	n/a	n/a
184	25	Electricity Retrofit Incentive	Consumer, Business	2008	Final	n/a	n/a	n/a	n/a	n/a	n/a
185	25	Electricity Retrofit Incentive	Consumer, Business	2008	Final	n/a	n/a	n/a	n/a	n/a	n/a
186	25	Electricity Retrofit Incentive	Consumer, Business	2008	Final	n/a	n/a	n/a	n/a	n/a	n/a
187	25	Electricity Retrofit Incentive	Consumer, Business	2008	Final	n/a	n/a	n/a	n/a	n/a	n/a
188	25	Electricity Retrofit Incentive	Consumer, Business	2008	Final	n/a	n/a	n/a	n/a	n/a	n/a
189	25	Electricity Retrofit Incentive	Consumer, Business	2008	Final	n/a	n/a	n/a	n/a	n/a	n/a
190	25	Electricity Retrofit Incentive	Consumer, Business	2008	Final	n/a	n/a	n/a	n/a	n/a	n/a
191	25	Electricity Retrofit Incentive	Consumer, Business	2008	Final	n/a	n/a	n/a	n/a	n/a	n/a
192	25	Electricity Retrofit Incentive	Consumer, Business	2008	Final	n/a	n/a	n/a	n/a	n/a	n/a
193	25	Electricity Retrofit Incentive	Consumer, Business	2008	Final	n/a	n/a	n/a	n/a	n/a	n/a
194	25	Electricity Retrofit Incentive	Consumer, Business	2008	Final	n/a	n/a	n/a	n/a	n/a	n/a
195	25	Electricity Retrofit Incentive	Consumer, Business	2008	Final	n/a	n/a	n/a	n/a	n/a	n/a
196	25	Electricity Retrofit Incentive	Consumer, Business	2008	Final	n/a	n/a	n/a	n/a	n/a	n/a
197	25	Electricity Retrofit Incentive	Consumer, Business	2008	Final	n/a	n/a	n/a	n/a	n/a	n/a
198	25	Electricity Retrofit Incentive	Consumer, Business	2008	Final	n/a	n/a	n/a	n/a	n/a	n/a
199	25	Electricity Retrofit Incentive	Consumer, Business	2008	Final	n/a	n/a	n/a	n/a	n/a	n/a
200	25	Electricity Retrofit Incentive	Consumer, Business	2008	Final	n/a	n/a	n/a	n/a	n/a	n/a
201	25	Electricity Retrofit Incentive	Consumer, Business	2008	Final	n/a	n/a	n/a	n/a	n/a	n/a
202	25	Electricity Retrofit Incentive	Consumer, Business	2008	Final	n/a	n/a	n/a	n/a	n/a	n/a
203	25	Electricity Retrofit Incentive	Consumer, Business	2008	Final	n/a	n/a	n/a	n/a	n/a	n/a
204	25	Electricity Retrofit Incentive	Consumer, Business	2008	Final	n/a	n/a	n/a	n/a	n/a	n/a

OPA Conservation & Demand Management Programs

Measure Results at End-User Level

For: Province Wide

#	Initiative Number	Initiative Name	Program Name	Program Year	Results Status	#
205	25	Electricity Retrofit Incentive	Consumer, Business	2008	Final	41
206	25	Electricity Retrofit Incentive	Consumer, Business	2008	Final	42
207	25	Electricity Retrofit Incentive	Consumer, Business	2008	Final	43
208	25	Electricity Retrofit Incentive	Consumer, Business	2008	Final	44
209	25	Electricity Retrofit Incentive	Consumer, Business	2008	Final	45
210	25	Electricity Retrofit Incentive	Consumer, Business	2008	Final	46
211	25	Electricity Retrofit Incentive	Consumer, Business	2008	Final	47
212	25	Electricity Retrofit Incentive	Consumer, Business	2008	Final	48
213	25	Electricity Retrofit Incentive	Consumer, Business	2008	Final	49
214	25	Electricity Retrofit Incentive	Consumer, Business	2008	Final	50
215	25	Electricity Retrofit Incentive	Consumer, Business	2008	Final	51
216	25	Electricity Retrofit Incentive	Consumer, Business	2008	Final	52
217	25	Electricity Retrofit Incentive	Consumer, Business	2008	Final	53
218	25	Electricity Retrofit Incentive	Consumer, Business	2008	Final	54
219	25	Electricity Retrofit Incentive	Consumer, Business	2008	Final	55
220	25	Electricity Retrofit Incentive	Consumer, Business	2008	Final	56
221	25	Electricity Retrofit Incentive	Consumer, Business	2008	Final	57
222	25	Electricity Retrofit Incentive	Consumer, Business	2008	Final	58
223	25	Electricity Retrofit Incentive	Consumer, Business	2008	Final	59
224	25	Electricity Retrofit Incentive	Consumer, Business	2008	Final	60
225	25	Electricity Retrofit Incentive	Consumer, Business	2008	Final	61
226	25	Electricity Retrofit Incentive	Consumer, Business	2008	Final	62
227	25	Electricity Retrofit Incentive	Consumer, Business	2008	Final	63
228	25	Electricity Retrofit Incentive	Consumer, Business	2008	Final	64
229	25	Electricity Retrofit Incentive	Consumer, Business	2008	Final	65
230	25	Electricity Retrofit Incentive	Consumer, Business	2008	Final	66
231	25	Electricity Retrofit Incentive	Consumer, Business	2008	Final	67
232	25	Electricity Retrofit Incentive	Consumer, Business	2008	Final	68
233	25	Electricity Retrofit Incentive	Consumer, Business	2008	Final	69
234	25	Electricity Retrofit Incentive	Consumer, Business	2008	Final	70
235	25	Electricity Retrofit Incentive	Consumer, Business	2008	Final	71
236	25	Electricity Retrofit Incentive	Consumer, Business	2008	Final	72
237	25	Electricity Retrofit Incentive	Consumer, Business	2008	Final	73
238	25	Electricity Retrofit Incentive	Consumer, Business	2008	Final	74

# OPA Conservation & Demand Management Programs

Measure Results at End-User Level

For: Province Wide

#	Initiative Number	Initiative Name	Program Name	Program Year	Results Status	Measure Name
205	25	Electricity Retrofit Incentive	Consumer, Business	2008	Final	Motor Open Drip-Proof (ODP), 1.5 HP - Commercial Sector
206	25	Electricity Retrofit Incentive	Consumer, Business	2008	Final	Motor Open Drip-Proof (ODP), 2 HP - Commercial Sector
207	25	Electricity Retrofit Incentive	Consumer, Business	2008	Final	Motor Open Drip-Proof (ODP), 3 HP - Commercial Sector
208	25	Electricity Retrofit Incentive	Consumer, Business	2008	Final	Motor Open Drip-Proof (ODP), 5 HP - Commercial Sector
209	25	Electricity Retrofit Incentive	Consumer, Business	2008	Final	Motor Open Drip-Proof (ODP), 7.5 HP - Commercial Sector
210	25	Electricity Retrofit Incentive	Consumer, Business	2008	Final	Motor Open Drip-Proof (ODP), 10 HP - Commercial Sector
211	25	Electricity Retrofit Incentive	Consumer, Business	2008	Final	Motor Open Drip-Proof (ODP), 15 HP - Commercial Sector
212	25	Electricity Retrofit Incentive	Consumer, Business	2008	Final	Motor Open Drip-Proof (ODP), 20 HP - Commercial Sector
213	25	Electricity Retrofit Incentive	Consumer, Business	2008	Final	Motor Open Drip-Proof (ODP), 25 HP - Commercial Sector
214	25	Electricity Retrofit Incentive	Consumer, Business	2008	Final	Motor Open Drip-Proof (ODP), 30 HP - Commercial Sector
215	25	Electricity Retrofit Incentive	Consumer, Business	2008	Final	Motor Open Drip-Proof (ODP), 40 HP - Commercial Sector
216	25	Electricity Retrofit Incentive	Consumer, Business	2008	Final	Motor Open Drip-Proof (ODP), 50 HP - Commercial Sector
217	25	Electricity Retrofit Incentive	Consumer, Business	2008	Final	Motor Open Drip-Proof (ODP), 60 HP - Commercial Sector
218	25	Electricity Retrofit Incentive	Consumer, Business	2008	Final	Motor Open Drip-Proof (ODP), 75 HP - Commercial Sector
219	25	Electricity Retrofit Incentive	Consumer, Business	2008	Final	Motor Open Drip-Proof (ODP), 100 HP - Commercial Sector
220	25	Electricity Retrofit Incentive	Consumer, Business	2008	Final	Motor Open Drip-Proof (ODP), 125 HP - Commercial Sector
221	25	Electricity Retrofit Incentive	Consumer, Business	2008	Final	Motor Open Drip-Proof (ODP), 150 HP - Commercial Sector
222	25	Electricity Retrofit Incentive	Consumer, Business	2008	Final	Motor Open Drip-Proof (ODP), 200 HP - Commercial Sector
223	25	Electricity Retrofit Incentive	Consumer, Business	2008	Final	Motor Totally Enclosed Fan-Cooled (TEFC), 1 HP - Commercial Sector
224	25	Electricity Retrofit Incentive	Consumer, Business	2008	Final	Motor Totally Enclosed Fan-Cooled (TEFC), 1.5 HP - Commercial Sector
225	25	Electricity Retrofit Incentive	Consumer, Business	2008	Final	Motor Totally Enclosed Fan-Cooled (TEFC), 2 HP - Commercial Sector
226	25	Electricity Retrofit Incentive	Consumer, Business	2008	Final	Motor Totally Enclosed Fan-Cooled (TEFC), 3 HP - Commercial Sector
227	25	Electricity Retrofit Incentive	Consumer, Business	2008	Final	Motor Totally Enclosed Fan-Cooled (TEFC), 5 HP - Commercial Sector
228	25	Electricity Retrofit Incentive	Consumer, Business	2008	Final	Motor Totally Enclosed Fan-Cooled (TEFC), 7.5 HP - Commercial Sector
229	25	Electricity Retrofit Incentive	Consumer, Business	2008	Final	Motor Totally Enclosed Fan-Cooled (TEFC), 10 HP - Commercial Sector
230	25	Electricity Retrofit Incentive	Consumer, Business	2008	Final	Motor Totally Enclosed Fan-Cooled (TEFC), 15 HP - Commercial Sector
231	25	Electricity Retrofit Incentive	Consumer, Business	2008	Final	Motor Totally Enclosed Fan-Cooled (TEFC), 20 HP - Commercial Sector
232	25	Electricity Retrofit Incentive	Consumer, Business	2008	Final	Motor Totally Enclosed Fan-Cooled (TEFC), 25 HP - Commercial Sector
233	25	Electricity Retrofit Incentive	Consumer, Business	2008	Final	Motor Totally Enclosed Fan-Cooled (TEFC), 30 HP - Commercial Sector
234	25	Electricity Retrofit Incentive	Consumer, Business	2008	Final	Motor Totally Enclosed Fan-Cooled (TEFC), 40 HP - Commercial Sector
235	25	Electricity Retrofit Incentive	Consumer, Business	2008	Final	Motor Totally Enclosed Fan-Cooled (TEFC), 50 HP - Commercial Sector
236	25	Electricity Retrofit Incentive	Consumer, Business	2008	Final	Motor Totally Enclosed Fan-Cooled (TEFC), 60 HP - Commercial Sector
237	25	Electricity Retrofit Incentive	Consumer, Business	2008	Final	Motor Totally Enclosed Fan-Cooled (TEFC), 75 HP - Commercial Sector
238	25	Electricity Retrofit Incentive	Consumer, Business	2008	Final	Motor Totally Enclosed Fan-Cooled (TEFC), 100 HP - Commercial Sector

## Measure Results at End-User Level

#	Initiative Number	Initiative Name	Program Name	Program Year	Results Status
205	25	Electricity Retrofit Incentive	Consumer, Business	2008	Final
206	25	Electricity Retrofit Incentive	Consumer, Business	2008	Final
207	25	Electricity Retrofit Incentive	Consumer, Business	2008	Final
208	25	Electricity Retrofit Incentive	Consumer, Business	2008	Final
209	25	Electricity Retrofit Incentive	Consumer, Business	2008	Final
210	25	Electricity Retrofit Incentive	Consumer, Business	2008	Final
211	25	Electricity Retrofit Incentive	Consumer, Business	2008	Final
212	25	Electricity Retrofit Incentive	Consumer, Business	2008	Final
213	25	Electricity Retrofit Incentive	Consumer, Business	2008	Final
214	25	Electricity Retrofit Incentive	Consumer, Business	2008	Final
215	25	Electricity Retrofit Incentive	Consumer, Business	2008	Final
216	25	Electricity Retrofit Incentive	Consumer, Business	2008	Final
217	25	Electricity Retrofit Incentive	Consumer, Business	2008	Final
218	25	Electricity Retrofit Incentive	Consumer, Business	2008	Final
219	25	Electricity Retrofit Incentive	Consumer, Business	2008	Final
220	25	Electricity Retrofit Incentive	Consumer, Business	2008	Final
221	25	Electricity Retrofit Incentive	Consumer, Business	2008	Final
222	25	Electricity Retrofit Incentive	Consumer, Business	2008	Final
223	25	Electricity Retrofit Incentive	Consumer, Business	2008	Final
224	25	Electricity Retrofit Incentive	Consumer, Business	2008	Final
225	25	Electricity Retrofit Incentive	Consumer, Business	2008	Final
226	25	Electricity Retrofit Incentive	Consumer, Business	2008	Final
227	25	Electricity Retrofit Incentive	Consumer, Business	2008	Final
228	25	Electricity Retrofit Incentive	Consumer, Business	2008	Final
229	25	Electricity Retrofit Incentive	Consumer, Business	2008	Final
230	25	Electricity Retrofit Incentive	Consumer, Business	2008	Final
231	25	Electricity Retrofit Incentive	Consumer, Business	2008	Final
232	25	Electricity Retrofit Incentive	Consumer, Business	2008	Final
233	25	Electricity Retrofit Incentive	Consumer, Business	2008	Final
234	25	Electricity Retrofit Incentive	Consumer, Business	2008	Final
235	25	Electricity Retrofit Incentive	Consumer, Business	2008	Final
236	25	Electricity Retrofit Incentive	Consumer, Business	2008	Final
237	25	Electricity Retrofit Incentive	Consumer, Business	2008	Final
238	25	Electricity Retrofit Incentive	Consumer, Business	2008	Final

[illegible]



# OPA Conservation & Demand Management Programs

## Measure Results at End-User Level

For: Province Wide

#	Initiative Number	Initiative Name	Program Name	Program Year	Results Status	Assumptions				Activity Results (#)
						Net Annual Energy Savings (kWh)	Net Lifetime Energy Savings (kWh)	Aggregate Net-to-Gross Adjustment (%)	Effective Useful Life (EUL)	
205	25	Electricity Retrofit Incentive	Consumer, Business	2008	Final	Quasi-Prescriptive	Quasi-Prescriptive	58.0	15.3	n/a
206	25	Electricity Retrofit Incentive	Consumer, Business	2008	Final	Quasi-Prescriptive	Quasi-Prescriptive	58.0	15.3	n/a
207	25	Electricity Retrofit Incentive	Consumer, Business	2008	Final	Quasi-Prescriptive	Quasi-Prescriptive	58.0	15.3	n/a
208	25	Electricity Retrofit Incentive	Consumer, Business	2008	Final	Quasi-Prescriptive	Quasi-Prescriptive	58.0	15.3	n/a
209	25	Electricity Retrofit Incentive	Consumer, Business	2008	Final	Quasi-Prescriptive	Quasi-Prescriptive	58.0	15.3	n/a
210	25	Electricity Retrofit Incentive	Consumer, Business	2008	Final	Quasi-Prescriptive	Quasi-Prescriptive	58.0	15.3	n/a
211	25	Electricity Retrofit Incentive	Consumer, Business	2008	Final	Quasi-Prescriptive	Quasi-Prescriptive	58.0	15.3	n/a
212	25	Electricity Retrofit Incentive	Consumer, Business	2008	Final	Quasi-Prescriptive	Quasi-Prescriptive	58.0	15.3	n/a
213	25	Electricity Retrofit Incentive	Consumer, Business	2008	Final	Quasi-Prescriptive	Quasi-Prescriptive	58.0	15.3	n/a
214	25	Electricity Retrofit Incentive	Consumer, Business	2008	Final	Quasi-Prescriptive	Quasi-Prescriptive	58.0	15.3	n/a
215	25	Electricity Retrofit Incentive	Consumer, Business	2008	Final	Quasi-Prescriptive	Quasi-Prescriptive	58.0	15.3	n/a
216	25	Electricity Retrofit Incentive	Consumer, Business	2008	Final	Quasi-Prescriptive	Quasi-Prescriptive	58.0	15.3	n/a
217	25	Electricity Retrofit Incentive	Consumer, Business	2008	Final	Quasi-Prescriptive	Quasi-Prescriptive	58.0	15.3	n/a
218	25	Electricity Retrofit Incentive	Consumer, Business	2008	Final	Quasi-Prescriptive	Quasi-Prescriptive	58.0	15.3	n/a
219	25	Electricity Retrofit Incentive	Consumer, Business	2008	Final	Quasi-Prescriptive	Quasi-Prescriptive	58.0	15.3	n/a
220	25	Electricity Retrofit Incentive	Consumer, Business	2008	Final	Quasi-Prescriptive	Quasi-Prescriptive	58.0	15.3	n/a
221	25	Electricity Retrofit Incentive	Consumer, Business	2008	Final	Quasi-Prescriptive	Quasi-Prescriptive	58.0	15.3	n/a
222	25	Electricity Retrofit Incentive	Consumer, Business	2008	Final	Quasi-Prescriptive	Quasi-Prescriptive	58.0	15.3	n/a
223	25	Electricity Retrofit Incentive	Consumer, Business	2008	Final	Quasi-Prescriptive	Quasi-Prescriptive	58.0	15.3	n/a
224	25	Electricity Retrofit Incentive	Consumer, Business	2008	Final	Quasi-Prescriptive	Quasi-Prescriptive	58.0	15.3	n/a
225	25	Electricity Retrofit Incentive	Consumer, Business	2008	Final	Quasi-Prescriptive	Quasi-Prescriptive	58.0	15.3	n/a
226	25	Electricity Retrofit Incentive	Consumer, Business	2008	Final	Quasi-Prescriptive	Quasi-Prescriptive	58.0	15.3	n/a
227	25	Electricity Retrofit Incentive	Consumer, Business	2008	Final	Quasi-Prescriptive	Quasi-Prescriptive	58.0	15.3	n/a
228	25	Electricity Retrofit Incentive	Consumer, Business	2008	Final	Quasi-Prescriptive	Quasi-Prescriptive	58.0	15.3	n/a
229	25	Electricity Retrofit Incentive	Consumer, Business	2008	Final	Quasi-Prescriptive	Quasi-Prescriptive	58.0	15.3	n/a
230	25	Electricity Retrofit Incentive	Consumer, Business	2008	Final	Quasi-Prescriptive	Quasi-Prescriptive	58.0	15.3	n/a
231	25	Electricity Retrofit Incentive	Consumer, Business	2008	Final	Quasi-Prescriptive	Quasi-Prescriptive	58.0	15.3	n/a
232	25	Electricity Retrofit Incentive	Consumer, Business	2008	Final	Quasi-Prescriptive	Quasi-Prescriptive	58.0	15.3	n/a
233	25	Electricity Retrofit Incentive	Consumer, Business	2008	Final	Quasi-Prescriptive	Quasi-Prescriptive	58.0	15.3	n/a
234	25	Electricity Retrofit Incentive	Consumer, Business	2008	Final	Quasi-Prescriptive	Quasi-Prescriptive	58.0	15.3	n/a
235	25	Electricity Retrofit Incentive	Consumer, Business	2008	Final	Quasi-Prescriptive	Quasi-Prescriptive	58.0	15.3	n/a
236	25	Electricity Retrofit Incentive	Consumer, Business	2008	Final	Quasi-Prescriptive	Quasi-Prescriptive	58.0	15.3	n/a
237	25	Electricity Retrofit Incentive	Consumer, Business	2008	Final	Quasi-Prescriptive	Quasi-Prescriptive	58.0	15.3	n/a
238	25	Electricity Retrofit Incentive	Consumer, Business	2008	Final	Quasi-Prescriptive	Quasi-Prescriptive	58.0	15.3	n/a

# OPA Conservation & Demand Management Programs

Measure Results at End-User Level

For: Province Wide

#	Initiative Number	Initiative Name	Program Name	Program Year	Results Status	Province Wide Results					
						Gross Summer Peak Demand Savings (kW)	Gross Annual Energy Savings (kWh)	Gross Lifetime Energy Savings (kWh)	Net Summer Peak Demand Savings (kW)	Net Annual Energy Savings (kWh)	Net Lifetime Energy Savings (kWh)
205	25	Electricity Retrofit Incentive	Consumer, Business	2008	Final	n/a	n/a	n/a	n/a	n/a	n/a
206	25	Electricity Retrofit Incentive	Consumer, Business	2008	Final	n/a	n/a	n/a	n/a	n/a	n/a
207	25	Electricity Retrofit Incentive	Consumer, Business	2008	Final	n/a	n/a	n/a	n/a	n/a	n/a
208	25	Electricity Retrofit Incentive	Consumer, Business	2008	Final	n/a	n/a	n/a	n/a	n/a	n/a
209	25	Electricity Retrofit Incentive	Consumer, Business	2008	Final	n/a	n/a	n/a	n/a	n/a	n/a
210	25	Electricity Retrofit Incentive	Consumer, Business	2008	Final	n/a	n/a	n/a	n/a	n/a	n/a
211	25	Electricity Retrofit Incentive	Consumer, Business	2008	Final	n/a	n/a	n/a	n/a	n/a	n/a
212	25	Electricity Retrofit Incentive	Consumer, Business	2008	Final	n/a	n/a	n/a	n/a	n/a	n/a
213	25	Electricity Retrofit Incentive	Consumer, Business	2008	Final	n/a	n/a	n/a	n/a	n/a	n/a
214	25	Electricity Retrofit Incentive	Consumer, Business	2008	Final	n/a	n/a	n/a	n/a	n/a	n/a
215	25	Electricity Retrofit Incentive	Consumer, Business	2008	Final	n/a	n/a	n/a	n/a	n/a	n/a
216	25	Electricity Retrofit Incentive	Consumer, Business	2008	Final	n/a	n/a	n/a	n/a	n/a	n/a
217	25	Electricity Retrofit Incentive	Consumer, Business	2008	Final	n/a	n/a	n/a	n/a	n/a	n/a
218	25	Electricity Retrofit Incentive	Consumer, Business	2008	Final	n/a	n/a	n/a	n/a	n/a	n/a
219	25	Electricity Retrofit Incentive	Consumer, Business	2008	Final	n/a	n/a	n/a	n/a	n/a	n/a
220	25	Electricity Retrofit Incentive	Consumer, Business	2008	Final	n/a	n/a	n/a	n/a	n/a	n/a
221	25	Electricity Retrofit Incentive	Consumer, Business	2008	Final	n/a	n/a	n/a	n/a	n/a	n/a
222	25	Electricity Retrofit Incentive	Consumer, Business	2008	Final	n/a	n/a	n/a	n/a	n/a	n/a
223	25	Electricity Retrofit Incentive	Consumer, Business	2008	Final	n/a	n/a	n/a	n/a	n/a	n/a
224	25	Electricity Retrofit Incentive	Consumer, Business	2008	Final	n/a	n/a	n/a	n/a	n/a	n/a
225	25	Electricity Retrofit Incentive	Consumer, Business	2008	Final	n/a	n/a	n/a	n/a	n/a	n/a
226	25	Electricity Retrofit Incentive	Consumer, Business	2008	Final	n/a	n/a	n/a	n/a	n/a	n/a
227	25	Electricity Retrofit Incentive	Consumer, Business	2008	Final	n/a	n/a	n/a	n/a	n/a	n/a
228	25	Electricity Retrofit Incentive	Consumer, Business	2008	Final	n/a	n/a	n/a	n/a	n/a	n/a
229	25	Electricity Retrofit Incentive	Consumer, Business	2008	Final	n/a	n/a	n/a	n/a	n/a	n/a
230	25	Electricity Retrofit Incentive	Consumer, Business	2008	Final	n/a	n/a	n/a	n/a	n/a	n/a
231	25	Electricity Retrofit Incentive	Consumer, Business	2008	Final	n/a	n/a	n/a	n/a	n/a	n/a
232	25	Electricity Retrofit Incentive	Consumer, Business	2008	Final	n/a	n/a	n/a	n/a	n/a	n/a
233	25	Electricity Retrofit Incentive	Consumer, Business	2008	Final	n/a	n/a	n/a	n/a	n/a	n/a
234	25	Electricity Retrofit Incentive	Consumer, Business	2008	Final	n/a	n/a	n/a	n/a	n/a	n/a
235	25	Electricity Retrofit Incentive	Consumer, Business	2008	Final	n/a	n/a	n/a	n/a	n/a	n/a
236	25	Electricity Retrofit Incentive	Consumer, Business	2008	Final	n/a	n/a	n/a	n/a	n/a	n/a
237	25	Electricity Retrofit Incentive	Consumer, Business	2008	Final	n/a	n/a	n/a	n/a	n/a	n/a
238	25	Electricity Retrofit Incentive	Consumer, Business	2008	Final	n/a	n/a	n/a	n/a	n/a	n/a

# OPA Conservation & Demand Management Programs

Measure Results at End-User Level

For: Province Wide

#	Initiative Number	Initiative Name	Program Name	Program Year	Results Status	#
239	25	Electricity Retrofit Incentive	Consumer, Business	2008	Final	75
240	25	Electricity Retrofit Incentive	Consumer, Business	2008	Final	76
241	25	Electricity Retrofit Incentive	Consumer, Business	2008	Final	77
242	25	Electricity Retrofit Incentive	Consumer, Business	2008	Final	78
243	25	Electricity Retrofit Incentive	Consumer, Business	2008	Final	79
244	25	Electricity Retrofit Incentive	Consumer, Business	2008	Final	80
245	25	Electricity Retrofit Incentive	Consumer, Business	2008	Final	81
246	25	Electricity Retrofit Incentive	Consumer, Business	2008	Final	82
247	25	Electricity Retrofit Incentive	Consumer, Business	2008	Final	83
248	25	Electricity Retrofit Incentive	Consumer, Business	2008	Final	84
249	25	Electricity Retrofit Incentive	Consumer, Business	2008	Final	85
250	25	Electricity Retrofit Incentive	Consumer, Business	2008	Final	86
251	25	Electricity Retrofit Incentive	Consumer, Business	2008	Final	87
252	25	Electricity Retrofit Incentive	Consumer, Business	2008	Final	88
253	25	Electricity Retrofit Incentive	Consumer, Business	2008	Final	89
254	25	Electricity Retrofit Incentive	Consumer, Business	2008	Final	90
255	25	Electricity Retrofit Incentive	Consumer, Business	2008	Final	91
256	25	Electricity Retrofit Incentive	Consumer, Business	2008	Final	92
257	25	Electricity Retrofit Incentive	Consumer, Business	2008	Final	93
258	25	Electricity Retrofit Incentive	Consumer, Business	2008	Final	94
259	25	Electricity Retrofit Incentive	Consumer, Business	2008	Final	95
260	25	Electricity Retrofit Incentive	Consumer, Business	2008	Final	96
261	25	Electricity Retrofit Incentive	Consumer, Business	2008	Final	97
262	25	Electricity Retrofit Incentive	Consumer, Business	2008	Final	98
263	25	Electricity Retrofit Incentive	Consumer, Business	2008	Final	99
264	25	Electricity Retrofit Incentive	Consumer, Business	2008	Final	100
265	25	Electricity Retrofit Incentive	Consumer, Business	2008	Final	101
266	25	Electricity Retrofit Incentive	Consumer, Business	2008	Final	102
267	25	Electricity Retrofit Incentive	Consumer, Business	2008	Final	103
268	25	Electricity Retrofit Incentive	Consumer, Business	2008	Final	104
269	25	Electricity Retrofit Incentive	Consumer, Business	2008	Final	105
270	25	Electricity Retrofit Incentive	Consumer, Business	2008	Final	106
271	25	Electricity Retrofit Incentive	Consumer, Business	2008	Final	107
272	25	Electricity Retrofit Incentive	Consumer, Business	2008	Final	108

# OPA Conservation & Demand Management Programs

## Measure Results at End-User Level

For: Province Wide

#	Initiative Number	Initiative Name	Program Name	Program Year	Results Status	Measure Name
239	25	Electricity Retrofit Incentive	Consumer, Business	2008	Final	Motor Totally Enclosed Fan-Cooled (TEFC), 125 HP - Commercial Sector
240	25	Electricity Retrofit Incentive	Consumer, Business	2008	Final	Motor Totally Enclosed Fan-Cooled (TEFC), 150 HP - Commercial Sector
241	25	Electricity Retrofit Incentive	Consumer, Business	2008	Final	Motor Totally Enclosed Fan-Cooled (TEFC), 200 HP - Commercial Sector
242	25	Electricity Retrofit Incentive	Consumer, Business	2008	Final	Transformer Size 15 - Commercial Sector
243	25	Electricity Retrofit Incentive	Consumer, Business	2008	Final	Transformer Size 30 - Commercial Sector
244	25	Electricity Retrofit Incentive	Consumer, Business	2008	Final	Transformer Size 45 - Commercial Sector
245	25	Electricity Retrofit Incentive	Consumer, Business	2008	Final	Transformer Size 75 - Commercial Sector
246	25	Electricity Retrofit Incentive	Consumer, Business	2008	Final	Transformer Size 112.5 - Commercial Sector
247	25	Electricity Retrofit Incentive	Consumer, Business	2008	Final	Transformer Size 150 - Commercial Sector
248	25	Electricity Retrofit Incentive	Consumer, Business	2008	Final	Transformer Size 225 - Commercial Sector
249	25	Electricity Retrofit Incentive	Consumer, Business	2008	Final	Transformer Size 300 - Commercial Sector
250	25	Electricity Retrofit Incentive	Consumer, Business	2008	Final	Transformer Size 500 - Commercial Sector
251	25	Electricity Retrofit Incentive	Consumer, Business	2008	Final	Transformer Size 750 - Commercial Sector
252	25	Electricity Retrofit Incentive	Consumer, Business	2008	Final	Transformer Size 1000 - Commercial Sector
253	25	Electricity Retrofit Incentive	Consumer, Business	2008	Final	Unitary AC Single Phase <= 5.4 Tons - Commercial Sector
254	25	Electricity Retrofit Incentive	Consumer, Business	2008	Final	Unitary AC 3 Phase <= 5.4 Tons - Commercial Sector
255	25	Electricity Retrofit Incentive	Consumer, Business	2008	Final	Unitary AC >5.4 & <= 11.25 tons - Commercial Sector
256	25	Electricity Retrofit Incentive	Consumer, Business	2008	Final	Unitary AC >11.25 & <= 20 tons - Commercial Sector
257	25	Electricity Retrofit Incentive	Consumer, Business	2008	Final	Unitary AC 25 tons - Commercial Sector
258	25	Electricity Retrofit Incentive	Consumer, Business	2008	Final	Custom Project - Commercial Sector
259	25	Electricity Retrofit Incentive	Consumer, Business	2008	Final	Agribusiness ENERGY STAR® Rated Exit Signs, All sizes - Multi-Family Sector
260	25	Electricity Retrofit Incentive	Consumer, Business	2008	Final	Agribusiness ENERGY STAR® Rated CFLs, Screw in. All sizes < 40 W - Multi-Family Sector
261	25	Electricity Retrofit Incentive	Consumer, Business	2008	Final	Agribusiness ENERGY STAR® Rated CFLs, Hard wired. All sizes < 40 W - Multi-Family Sector
262	25	Electricity Retrofit Incentive	Consumer, Business	2008	Final	Agribusiness Standard Performance T8, Single lamp standard T8 fixture - Multi-Family Sector
263	25	Electricity Retrofit Incentive	Consumer, Business	2008	Final	Agribusiness Standard Performance T8, Double lamp standard T8 fixture - Multi-Family Sector
264	25	Electricity Retrofit Incentive	Consumer, Business	2008	Final	Agribusiness Standard Performance T8, Triple lamp standard T8 fixture - Multi-Family Sector
265	25	Electricity Retrofit Incentive	Consumer, Business	2008	Final	Agribusiness Standard Performance T8, Quadruple lamp standard T8 fixture - Multi-Family Sector
266	25	Electricity Retrofit Incentive	Consumer, Business	2008	Final	Agribusiness High Performance T8 (Consortium for Energy Efficiency qualifying list compliance), Single lamp h
267	25	Electricity Retrofit Incentive	Consumer, Business	2008	Final	Agribusiness High Performance T8 (Consortium for Energy Efficiency qualifying list compliance), Double lamp h
268	25	Electricity Retrofit Incentive	Consumer, Business	2008	Final	Agribusiness High Performance T8 (Consortium for Energy Efficiency qualifying list compliance), Triple lamp h
269	25	Electricity Retrofit Incentive	Consumer, Business	2008	Final	Agribusiness High Performance T8 (Consortium for Energy Efficiency qualifying list compliance), Quadruple lar
270	25	Electricity Retrofit Incentive	Consumer, Business	2008	Final	Agribusiness T5 Fixtures, T5 fixture with 1, 2, or 3 lamps and 1 electronic ballast - Multi-Family Sector
271	25	Electricity Retrofit Incentive	Consumer, Business	2008	Final	Agribusiness T5 Fixtures, High Bay T5. Maximum 6 lamps/fixture. - Multi-Family Sector
272	25	Electricity Retrofit Incentive	Consumer, Business	2008	Final	Agribusiness Metal Halide, 320 W Ceramic pulse start - Multi-Family Sector

## Measure Results at End-User Level

#	Initiative Number	Initiative Name	Program Name	Program Year	Results Status
239	25	Electricity Retrofit Incentive	Consumer, Business	2008	Final
240	25	Electricity Retrofit Incentive	Consumer, Business	2008	Final
241	25	Electricity Retrofit Incentive	Consumer, Business	2008	Final
242	25	Electricity Retrofit Incentive	Consumer, Business	2008	Final
243	25	Electricity Retrofit Incentive	Consumer, Business	2008	Final
244	25	Electricity Retrofit Incentive	Consumer, Business	2008	Final
245	25	Electricity Retrofit Incentive	Consumer, Business	2008	Final
246	25	Electricity Retrofit Incentive	Consumer, Business	2008	Final
247	25	Electricity Retrofit Incentive	Consumer, Business	2008	Final
248	25	Electricity Retrofit Incentive	Consumer, Business	2008	Final
249	25	Electricity Retrofit Incentive	Consumer, Business	2008	Final
250	25	Electricity Retrofit Incentive	Consumer, Business	2008	Final
251	25	Electricity Retrofit Incentive	Consumer, Business	2008	Final
252	25	Electricity Retrofit Incentive	Consumer, Business	2008	Final
253	25	Electricity Retrofit Incentive	Consumer, Business	2008	Final
254	25	Electricity Retrofit Incentive	Consumer, Business	2008	Final
255	25	Electricity Retrofit Incentive	Consumer, Business	2008	Final
256	25	Electricity Retrofit Incentive	Consumer, Business	2008	Final
257	25	Electricity Retrofit Incentive	Consumer, Business	2008	Final
258	25	Electricity Retrofit Incentive	Consumer, Business	2008	Final
259	25	Electricity Retrofit Incentive	Consumer, Business	2008	Final
260	25	Electricity Retrofit Incentive	Consumer, Business	2008	Final
261	25	Electricity Retrofit Incentive	Consumer, Business	2008	Final
262	25	Electricity Retrofit Incentive	Consumer, Business	2008	Final
263	25	Electricity Retrofit Incentive	Consumer, Business	2008	Final
264	25	Electricity Retrofit Incentive	Consumer, Business	2008	Final
265	25	Electricity Retrofit Incentive	Consumer, Business	2008	Final
266	25	Electricity Retrofit Incentive	Consumer, Business	2008	Final
267	25	Electricity Retrofit Incentive	Consumer, Business	2008	Final
268	25	Electricity Retrofit Incentive	Consumer, Business	2008	Final
269	25	Electricity Retrofit Incentive	Consumer, Business	2008	Final
270	25	Electricity Retrofit Incentive	Consumer, Business	2008	Final
271	25	Electricity Retrofit Incentive	Consumer, Business	2008	Final
272	25	Electricity Retrofit Incentive	Consumer, Business	2008	Final

[illegible]

OPA Conservation & Demand Management Programs

Measure Results at End-User Level

For: Province Wide

#	Initiative Number	Initiative Name	Program Name	Program Year	Results Status	Assumptions				Activity Results (#)
						Net Annual Energy Savings (kWh)	Net Lifetime Energy Savings (kWh)	Aggregate Net-to-Gross Adjustment (%)	Effective Useful Life (EUL)	
239	25	Electricity Retrofit Incentive	Consumer, Business	2008	Final	Quasi-Prescriptive	Quasi-Prescriptive	58.0	15.3	n/a
240	25	Electricity Retrofit Incentive	Consumer, Business	2008	Final	Quasi-Prescriptive	Quasi-Prescriptive	58.0	15.3	n/a
241	25	Electricity Retrofit Incentive	Consumer, Business	2008	Final	Quasi-Prescriptive	Quasi-Prescriptive	58.0	15.3	n/a
242	25	Electricity Retrofit Incentive	Consumer, Business	2008	Final	Quasi-Prescriptive	Quasi-Prescriptive	58.0	15.3	n/a
243	25	Electricity Retrofit Incentive	Consumer, Business	2008	Final	Quasi-Prescriptive	Quasi-Prescriptive	58.0	15.3	n/a
244	25	Electricity Retrofit Incentive	Consumer, Business	2008	Final	Quasi-Prescriptive	Quasi-Prescriptive	58.0	15.3	n/a
245	25	Electricity Retrofit Incentive	Consumer, Business	2008	Final	Quasi-Prescriptive	Quasi-Prescriptive	58.0	15.3	n/a
246	25	Electricity Retrofit Incentive	Consumer, Business	2008	Final	Quasi-Prescriptive	Quasi-Prescriptive	58.0	15.3	n/a
247	25	Electricity Retrofit Incentive	Consumer, Business	2008	Final	Quasi-Prescriptive	Quasi-Prescriptive	58.0	15.3	n/a
248	25	Electricity Retrofit Incentive	Consumer, Business	2008	Final	Quasi-Prescriptive	Quasi-Prescriptive	58.0	15.3	n/a
249	25	Electricity Retrofit Incentive	Consumer, Business	2008	Final	Quasi-Prescriptive	Quasi-Prescriptive	58.0	15.3	n/a
250	25	Electricity Retrofit Incentive	Consumer, Business	2008	Final	Quasi-Prescriptive	Quasi-Prescriptive	58.0	15.3	n/a
251	25	Electricity Retrofit Incentive	Consumer, Business	2008	Final	Quasi-Prescriptive	Quasi-Prescriptive	58.0	15.3	n/a
252	25	Electricity Retrofit Incentive	Consumer, Business	2008	Final	Quasi-Prescriptive	Quasi-Prescriptive	58.0	15.3	n/a
253	25	Electricity Retrofit Incentive	Consumer, Business	2008	Final	Quasi-Prescriptive	Quasi-Prescriptive	58.0	15.3	n/a
254	25	Electricity Retrofit Incentive	Consumer, Business	2008	Final	Quasi-Prescriptive	Quasi-Prescriptive	58.0	15.3	n/a
255	25	Electricity Retrofit Incentive	Consumer, Business	2008	Final	Quasi-Prescriptive	Quasi-Prescriptive	58.0	15.3	n/a
256	25	Electricity Retrofit Incentive	Consumer, Business	2008	Final	Quasi-Prescriptive	Quasi-Prescriptive	58.0	15.3	n/a
257	25	Electricity Retrofit Incentive	Consumer, Business	2008	Final	Quasi-Prescriptive	Quasi-Prescriptive	58.0	15.3	n/a
258	25	Electricity Retrofit Incentive	Consumer, Business	2008	Final	Quasi-Prescriptive	Quasi-Prescriptive	58.0	15.3	n/a
259	25	Electricity Retrofit Incentive	Consumer, Business	2008	Final	Quasi-Prescriptive	Quasi-Prescriptive	41.0	15.3	n/a
260	25	Electricity Retrofit Incentive	Consumer, Business	2008	Final	Quasi-Prescriptive	Quasi-Prescriptive	41.0	15.3	n/a
261	25	Electricity Retrofit Incentive	Consumer, Business	2008	Final	Quasi-Prescriptive	Quasi-Prescriptive	41.0	15.3	n/a
262	25	Electricity Retrofit Incentive	Consumer, Business	2008	Final	Quasi-Prescriptive	Quasi-Prescriptive	41.0	15.3	n/a
263	25	Electricity Retrofit Incentive	Consumer, Business	2008	Final	Quasi-Prescriptive	Quasi-Prescriptive	41.0	15.3	n/a
264	25	Electricity Retrofit Incentive	Consumer, Business	2008	Final	Quasi-Prescriptive	Quasi-Prescriptive	41.0	15.3	n/a
265	25	Electricity Retrofit Incentive	Consumer, Business	2008	Final	Quasi-Prescriptive	Quasi-Prescriptive	41.0	15.3	n/a
266	25	Electricity Retrofit Incentive	Consumer, Business	2008	Final	Quasi-Prescriptive	Quasi-Prescriptive	41.0	15.3	n/a
267	25	Electricity Retrofit Incentive	Consumer, Business	2008	Final	Quasi-Prescriptive	Quasi-Prescriptive	41.0	15.3	n/a
268	25	Electricity Retrofit Incentive	Consumer, Business	2008	Final	Quasi-Prescriptive	Quasi-Prescriptive	41.0	15.3	n/a
269	25	Electricity Retrofit Incentive	Consumer, Business	2008	Final	Quasi-Prescriptive	Quasi-Prescriptive	41.0	15.3	n/a
270	25	Electricity Retrofit Incentive	Consumer, Business	2008	Final	Quasi-Prescriptive	Quasi-Prescriptive	41.0	15.3	n/a
271	25	Electricity Retrofit Incentive	Consumer, Business	2008	Final	Quasi-Prescriptive	Quasi-Prescriptive	41.0	15.3	n/a
272	25	Electricity Retrofit Incentive	Consumer, Business	2008	Final	Quasi-Prescriptive	Quasi-Prescriptive	41.0	15.3	n/a



# OPA Conservation & Demand Management Programs

Measure Results at End-User Level

For: Province Wide

#	Initiative Number	Initiative Name	Program Name	Program Year	Results Status	Province Wide Results					
						Gross Summer Peak Demand Savings (kW)	Gross Annual Energy Savings (kWh)	Gross Lifetime Energy Savings (kWh)	Net Summer Peak Demand Savings (kW)	Net Annual Energy Savings (kWh)	Net Lifetime Energy Savings (kWh)
239	25	Electricity Retrofit Incentive	Consumer, Business	2008	Final	n/a	n/a	n/a	n/a	n/a	n/a
240	25	Electricity Retrofit Incentive	Consumer, Business	2008	Final	n/a	n/a	n/a	n/a	n/a	n/a
241	25	Electricity Retrofit Incentive	Consumer, Business	2008	Final	n/a	n/a	n/a	n/a	n/a	n/a
242	25	Electricity Retrofit Incentive	Consumer, Business	2008	Final	n/a	n/a	n/a	n/a	n/a	n/a
243	25	Electricity Retrofit Incentive	Consumer, Business	2008	Final	n/a	n/a	n/a	n/a	n/a	n/a
244	25	Electricity Retrofit Incentive	Consumer, Business	2008	Final	n/a	n/a	n/a	n/a	n/a	n/a
245	25	Electricity Retrofit Incentive	Consumer, Business	2008	Final	n/a	n/a	n/a	n/a	n/a	n/a
246	25	Electricity Retrofit Incentive	Consumer, Business	2008	Final	n/a	n/a	n/a	n/a	n/a	n/a
247	25	Electricity Retrofit Incentive	Consumer, Business	2008	Final	n/a	n/a	n/a	n/a	n/a	n/a
248	25	Electricity Retrofit Incentive	Consumer, Business	2008	Final	n/a	n/a	n/a	n/a	n/a	n/a
249	25	Electricity Retrofit Incentive	Consumer, Business	2008	Final	n/a	n/a	n/a	n/a	n/a	n/a
250	25	Electricity Retrofit Incentive	Consumer, Business	2008	Final	n/a	n/a	n/a	n/a	n/a	n/a
251	25	Electricity Retrofit Incentive	Consumer, Business	2008	Final	n/a	n/a	n/a	n/a	n/a	n/a
252	25	Electricity Retrofit Incentive	Consumer, Business	2008	Final	n/a	n/a	n/a	n/a	n/a	n/a
253	25	Electricity Retrofit Incentive	Consumer, Business	2008	Final	n/a	n/a	n/a	n/a	n/a	n/a
254	25	Electricity Retrofit Incentive	Consumer, Business	2008	Final	n/a	n/a	n/a	n/a	n/a	n/a
255	25	Electricity Retrofit Incentive	Consumer, Business	2008	Final	n/a	n/a	n/a	n/a	n/a	n/a
256	25	Electricity Retrofit Incentive	Consumer, Business	2008	Final	n/a	n/a	n/a	n/a	n/a	n/a
257	25	Electricity Retrofit Incentive	Consumer, Business	2008	Final	n/a	n/a	n/a	n/a	n/a	n/a
258	25	Electricity Retrofit Incentive	Consumer, Business	2008	Final	n/a	n/a	n/a	n/a	n/a	n/a
259	25	Electricity Retrofit Incentive	Consumer, Business	2008	Final	n/a	n/a	n/a	n/a	n/a	n/a
260	25	Electricity Retrofit Incentive	Consumer, Business	2008	Final	n/a	n/a	n/a	n/a	n/a	n/a
261	25	Electricity Retrofit Incentive	Consumer, Business	2008	Final	n/a	n/a	n/a	n/a	n/a	n/a
262	25	Electricity Retrofit Incentive	Consumer, Business	2008	Final	n/a	n/a	n/a	n/a	n/a	n/a
263	25	Electricity Retrofit Incentive	Consumer, Business	2008	Final	n/a	n/a	n/a	n/a	n/a	n/a
264	25	Electricity Retrofit Incentive	Consumer, Business	2008	Final	n/a	n/a	n/a	n/a	n/a	n/a
265	25	Electricity Retrofit Incentive	Consumer, Business	2008	Final	n/a	n/a	n/a	n/a	n/a	n/a
266	25	Electricity Retrofit Incentive	Consumer, Business	2008	Final	n/a	n/a	n/a	n/a	n/a	n/a
267	25	Electricity Retrofit Incentive	Consumer, Business	2008	Final	n/a	n/a	n/a	n/a	n/a	n/a
268	25	Electricity Retrofit Incentive	Consumer, Business	2008	Final	n/a	n/a	n/a	n/a	n/a	n/a
269	25	Electricity Retrofit Incentive	Consumer, Business	2008	Final	n/a	n/a	n/a	n/a	n/a	n/a
270	25	Electricity Retrofit Incentive	Consumer, Business	2008	Final	n/a	n/a	n/a	n/a	n/a	n/a
271	25	Electricity Retrofit Incentive	Consumer, Business	2008	Final	n/a	n/a	n/a	n/a	n/a	n/a
272	25	Electricity Retrofit Incentive	Consumer, Business	2008	Final	n/a	n/a	n/a	n/a	n/a	n/a

OPA Conservation & Demand Management Programs

Measure Results at End-User Level

For: Province Wide

#	Initiative Number	Initiative Name	Program Name	Program Year	Results Status	#
273	25	Electricity Retrofit Incentive	Consumer, Business	2008	Final	109
274	25	Electricity Retrofit Incentive	Consumer, Business	2008	Final	110
275	25	Electricity Retrofit Incentive	Consumer, Business	2008	Final	111
276	25	Electricity Retrofit Incentive	Consumer, Business	2008	Final	112
277	25	Electricity Retrofit Incentive	Consumer, Business	2008	Final	113
278	25	Electricity Retrofit Incentive	Consumer, Business	2008	Final	114
279	25	Electricity Retrofit Incentive	Consumer, Business	2008	Final	115
280	25	Electricity Retrofit Incentive	Consumer, Business	2008	Final	116
281	25	Electricity Retrofit Incentive	Consumer, Business	2008	Final	117
282	25	Electricity Retrofit Incentive	Consumer, Business	2008	Final	118
283	25	Electricity Retrofit Incentive	Consumer, Business	2008	Final	119
284	25	Electricity Retrofit Incentive	Consumer, Business	2008	Final	120
285	25	Electricity Retrofit Incentive	Consumer, Business	2008	Final	121
286	25	Electricity Retrofit Incentive	Consumer, Business	2008	Final	122
287	25	Electricity Retrofit Incentive	Consumer, Business	2008	Final	123
288	25	Electricity Retrofit Incentive	Consumer, Business	2008	Final	124
289	25	Electricity Retrofit Incentive	Consumer, Business	2008	Final	125
290	25	Electricity Retrofit Incentive	Consumer, Business	2008	Final	126
291	25	Electricity Retrofit Incentive	Consumer, Business	2008	Final	127
292	25	Electricity Retrofit Incentive	Consumer, Business	2008	Final	128
293	25	Electricity Retrofit Incentive	Consumer, Business	2008	Final	129
294	25	Electricity Retrofit Incentive	Consumer, Business	2008	Final	130
295	25	Electricity Retrofit Incentive	Consumer, Business	2008	Final	131
296	25	Electricity Retrofit Incentive	Consumer, Business	2008	Final	132
297	25	Electricity Retrofit Incentive	Consumer, Business	2008	Final	133
298	25	Electricity Retrofit Incentive	Consumer, Business	2008	Final	134
299	25	Electricity Retrofit Incentive	Consumer, Business	2008	Final	135
300	25	Electricity Retrofit Incentive	Consumer, Business	2008	Final	136
301	25	Electricity Retrofit Incentive	Consumer, Business	2008	Final	137
302	25	Electricity Retrofit Incentive	Consumer, Business	2008	Final	138
303	25	Electricity Retrofit Incentive	Consumer, Business	2008	Final	139
304	25	Electricity Retrofit Incentive	Consumer, Business	2008	Final	140
305	25	Electricity Retrofit Incentive	Consumer, Business	2008	Final	141
306	25	Electricity Retrofit Incentive	Consumer, Business	2008	Final	142

# OPA Conservation & Demand Management Programs

## Measure Results at End-User Level

For: Province Wide

#	Initiative Number	Initiative Name	Program Name	Program Year	Results Status	Measure Name
273	25	Electricity Retrofit Incentive	Consumer, Business	2008	Final	Agribusiness Occupancy Sensors, Switch plate mounted occupancy sensor - Multi-Family Sector
274	25	Electricity Retrofit Incentive	Consumer, Business	2008	Final	Agribusiness Occupancy Sensors, Ceiling mounted occupancy sensor - Multi-Family Sector
275	25	Electricity Retrofit Incentive	Consumer, Business	2008	Final	Agribusiness Creep Heat Pads, up to 100W maximum - Multi-Family Sector
276	25	Electricity Retrofit Incentive	Consumer, Business	2008	Final	Agribusiness Creep Heat Pads, up to 200W maximum - Multi-Family Sector
277	25	Electricity Retrofit Incentive	Consumer, Business	2008	Final	Agribusiness High Temperature Cutout Thermostat - Multi-Family Sector
278	25	Electricity Retrofit Incentive	Consumer, Business	2008	Final	Agribusiness Creep Heat Controller - Multi-Family Sector
279	25	Electricity Retrofit Incentive	Consumer, Business	2008	Final	Agribusiness Energy Efficient Ventilation Exhaust Fans - Multi-Family Sector
280	25	Electricity Retrofit Incentive	Consumer, Business	2008	Final	Agribusiness Low Energy Livestock Waterers - Multi-Family Sector
281	25	Electricity Retrofit Incentive	Consumer, Business	2008	Final	Agribusiness Photocell and Timer for Lighting Control - Multi-Family Sector
282	25	Electricity Retrofit Incentive	Consumer, Business	2008	Final	Lighting System Exit Signs, 5 W or less - Multi-Family Sector
283	25	Electricity Retrofit Incentive	Consumer, Business	2008	Final	Lighting System ENERGY STAR® Rated CFLs, Screw in. All sizes < 40 W - Multi-Family Sector
284	25	Electricity Retrofit Incentive	Consumer, Business	2008	Final	Lighting System ENERGY STAR® Rated CFLs, Hard wired. All sizes < 40 W - Multi-Family Sector
285	25	Electricity Retrofit Incentive	Consumer, Business	2008	Final	Lighting System Standard Performance T8, Single lamp standard T8 fixture - Multi-Family Sector
286	25	Electricity Retrofit Incentive	Consumer, Business	2008	Final	Lighting System Standard Performance T8, Double lamp standard T8 fixture - Multi-Family Sector
287	25	Electricity Retrofit Incentive	Consumer, Business	2008	Final	Lighting System Standard Performance T8, Triple lamp standard T8 fixture - Multi-Family Sector
288	25	Electricity Retrofit Incentive	Consumer, Business	2008	Final	Lighting System Standard Performance T8, Quadruple lamp standard T8 fixture - Multi-Family Sector
289	25	Electricity Retrofit Incentive	Consumer, Business	2008	Final	Lighting System High Performance T8 (Consortium for Energy Efficiency qualifying list compliance), Single lamp
290	25	Electricity Retrofit Incentive	Consumer, Business	2008	Final	Lighting System High Performance T8 (Consortium for Energy Efficiency qualifying list compliance), Double lamp
291	25	Electricity Retrofit Incentive	Consumer, Business	2008	Final	Lighting System High Performance T8 (Consortium for Energy Efficiency qualifying list compliance), Triple lamp
292	25	Electricity Retrofit Incentive	Consumer, Business	2008	Final	Lighting System High Performance T8 (Consortium for Energy Efficiency qualifying list compliance), Quadruple
293	25	Electricity Retrofit Incentive	Consumer, Business	2008	Final	Lighting System T5 Fixtures, T5 fixture with 1, 2, or 3 lamps and 1 electronic ballast - Multi-Family Sector
294	25	Electricity Retrofit Incentive	Consumer, Business	2008	Final	Lighting System T5 Fixtures, High Bay T5. Maximum 6 lamps/fixture. - Multi-Family Sector
295	25	Electricity Retrofit Incentive	Consumer, Business	2008	Final	Lighting System Metal Halide, 320 W Ceramic pulse start - Multi-Family Sector
296	25	Electricity Retrofit Incentive	Consumer, Business	2008	Final	Lighting System Occupancy Sensors, Switch plate mounted occupancy sensor - Multi-Family Sector
297	25	Electricity Retrofit Incentive	Consumer, Business	2008	Final	Lighting System Occupancy Sensors, Ceiling mounted occupancy sensor - Multi-Family Sector
298	25	Electricity Retrofit Incentive	Consumer, Business	2008	Final	Motor Open Drip-Proof (ODP), 1 HP - Multi-Family Sector
299	25	Electricity Retrofit Incentive	Consumer, Business	2008	Final	Motor Open Drip-Proof (ODP), 1.5 HP - Multi-Family Sector
300	25	Electricity Retrofit Incentive	Consumer, Business	2008	Final	Motor Open Drip-Proof (ODP), 2 HP - Multi-Family Sector
301	25	Electricity Retrofit Incentive	Consumer, Business	2008	Final	Motor Open Drip-Proof (ODP), 3 HP - Multi-Family Sector
302	25	Electricity Retrofit Incentive	Consumer, Business	2008	Final	Motor Open Drip-Proof (ODP), 5 HP - Multi-Family Sector
303	25	Electricity Retrofit Incentive	Consumer, Business	2008	Final	Motor Open Drip-Proof (ODP), 7.5 HP - Multi-Family Sector
304	25	Electricity Retrofit Incentive	Consumer, Business	2008	Final	Motor Open Drip-Proof (ODP), 10 HP - Multi-Family Sector
305	25	Electricity Retrofit Incentive	Consumer, Business	2008	Final	Motor Open Drip-Proof (ODP), 15 HP - Multi-Family Sector
306	25	Electricity Retrofit Incentive	Consumer, Business	2008	Final	Motor Open Drip-Proof (ODP), 20 HP - Multi-Family Sector

## Measure Results at End-User Level

#	Initiative Number	Initiative Name	Program Name	Program Year	Results Status
273	25	Electricity Retrofit Incentive	Consumer, Business	2008	Final
274	25	Electricity Retrofit Incentive	Consumer, Business	2008	Final
275	25	Electricity Retrofit Incentive	Consumer, Business	2008	Final
276	25	Electricity Retrofit Incentive	Consumer, Business	2008	Final
277	25	Electricity Retrofit Incentive	Consumer, Business	2008	Final
278	25	Electricity Retrofit Incentive	Consumer, Business	2008	Final
279	25	Electricity Retrofit Incentive	Consumer, Business	2008	Final
280	25	Electricity Retrofit Incentive	Consumer, Business	2008	Final
281	25	Electricity Retrofit Incentive	Consumer, Business	2008	Final
282	25	Electricity Retrofit Incentive	Consumer, Business	2008	Final
283	25	Electricity Retrofit Incentive	Consumer, Business	2008	Final
284	25	Electricity Retrofit Incentive	Consumer, Business	2008	Final
285	25	Electricity Retrofit Incentive	Consumer, Business	2008	Final
286	25	Electricity Retrofit Incentive	Consumer, Business	2008	Final
287	25	Electricity Retrofit Incentive	Consumer, Business	2008	Final
288	25	Electricity Retrofit Incentive	Consumer, Business	2008	Final
289	25	Electricity Retrofit Incentive	Consumer, Business	2008	Final
290	25	Electricity Retrofit Incentive	Consumer, Business	2008	Final
291	25	Electricity Retrofit Incentive	Consumer, Business	2008	Final
292	25	Electricity Retrofit Incentive	Consumer, Business	2008	Final
293	25	Electricity Retrofit Incentive	Consumer, Business	2008	Final
294	25	Electricity Retrofit Incentive	Consumer, Business	2008	Final
295	25	Electricity Retrofit Incentive	Consumer, Business	2008	Final
296	25	Electricity Retrofit Incentive	Consumer, Business	2008	Final
297	25	Electricity Retrofit Incentive	Consumer, Business	2008	Final
298	25	Electricity Retrofit Incentive	Consumer, Business	2008	Final
299	25	Electricity Retrofit Incentive	Consumer, Business	2008	Final
300	25	Electricity Retrofit Incentive	Consumer, Business	2008	Final
301	25	Electricity Retrofit Incentive	Consumer, Business	2008	Final
302	25	Electricity Retrofit Incentive	Consumer, Business	2008	Final
303	25	Electricity Retrofit Incentive	Consumer, Business	2008	Final
304	25	Electricity Retrofit Incentive	Consumer, Business	2008	Final
305	25	Electricity Retrofit Incentive	Consumer, Business	2008	Final
306	25	Electricity Retrofit Incentive	Consumer, Business	2008	Final

[illegible]

OPA Conservation & Demand Management Programs

Measure Results at End-User Level

For: Province Wide

#	Initiative Number	Initiative Name	Program Name	Program Year	Results Status	Assumptions				Activity Results (#)
						Net Annual Energy Savings (kWh)	Net Lifetime Energy Savings (kWh)	Aggregate Net-to-Gross Adjustment (%)	Effective Useful Life (EUL)	
273	25	Electricity Retrofit Incentive	Consumer, Business	2008	Final	Quasi-Prescriptive	Quasi-Prescriptive	41.0	15.3	n/a
274	25	Electricity Retrofit Incentive	Consumer, Business	2008	Final	Quasi-Prescriptive	Quasi-Prescriptive	41.0	15.3	n/a
275	25	Electricity Retrofit Incentive	Consumer, Business	2008	Final	Quasi-Prescriptive	Quasi-Prescriptive	41.0	15.3	n/a
276	25	Electricity Retrofit Incentive	Consumer, Business	2008	Final	Quasi-Prescriptive	Quasi-Prescriptive	41.0	15.3	n/a
277	25	Electricity Retrofit Incentive	Consumer, Business	2008	Final	Quasi-Prescriptive	Quasi-Prescriptive	41.0	15.3	n/a
278	25	Electricity Retrofit Incentive	Consumer, Business	2008	Final	Quasi-Prescriptive	Quasi-Prescriptive	41.0	15.3	n/a
279	25	Electricity Retrofit Incentive	Consumer, Business	2008	Final	Quasi-Prescriptive	Quasi-Prescriptive	41.0	15.3	n/a
280	25	Electricity Retrofit Incentive	Consumer, Business	2008	Final	Quasi-Prescriptive	Quasi-Prescriptive	41.0	15.3	n/a
281	25	Electricity Retrofit Incentive	Consumer, Business	2008	Final	Quasi-Prescriptive	Quasi-Prescriptive	41.0	15.3	n/a
282	25	Electricity Retrofit Incentive	Consumer, Business	2008	Final	Quasi-Prescriptive	Quasi-Prescriptive	41.0	15.3	n/a
283	25	Electricity Retrofit Incentive	Consumer, Business	2008	Final	Quasi-Prescriptive	Quasi-Prescriptive	41.0	15.3	n/a
284	25	Electricity Retrofit Incentive	Consumer, Business	2008	Final	Quasi-Prescriptive	Quasi-Prescriptive	41.0	15.3	n/a
285	25	Electricity Retrofit Incentive	Consumer, Business	2008	Final	Quasi-Prescriptive	Quasi-Prescriptive	41.0	15.3	n/a
286	25	Electricity Retrofit Incentive	Consumer, Business	2008	Final	Quasi-Prescriptive	Quasi-Prescriptive	41.0	15.3	n/a
287	25	Electricity Retrofit Incentive	Consumer, Business	2008	Final	Quasi-Prescriptive	Quasi-Prescriptive	41.0	15.3	n/a
288	25	Electricity Retrofit Incentive	Consumer, Business	2008	Final	Quasi-Prescriptive	Quasi-Prescriptive	41.0	15.3	n/a
289	25	Electricity Retrofit Incentive	Consumer, Business	2008	Final	Quasi-Prescriptive	Quasi-Prescriptive	41.0	15.3	n/a
290	25	Electricity Retrofit Incentive	Consumer, Business	2008	Final	Quasi-Prescriptive	Quasi-Prescriptive	41.0	15.3	n/a
291	25	Electricity Retrofit Incentive	Consumer, Business	2008	Final	Quasi-Prescriptive	Quasi-Prescriptive	41.0	15.3	n/a
292	25	Electricity Retrofit Incentive	Consumer, Business	2008	Final	Quasi-Prescriptive	Quasi-Prescriptive	41.0	15.3	n/a
293	25	Electricity Retrofit Incentive	Consumer, Business	2008	Final	Quasi-Prescriptive	Quasi-Prescriptive	41.0	15.3	n/a
294	25	Electricity Retrofit Incentive	Consumer, Business	2008	Final	Quasi-Prescriptive	Quasi-Prescriptive	41.0	15.3	n/a
295	25	Electricity Retrofit Incentive	Consumer, Business	2008	Final	Quasi-Prescriptive	Quasi-Prescriptive	41.0	15.3	n/a
296	25	Electricity Retrofit Incentive	Consumer, Business	2008	Final	Quasi-Prescriptive	Quasi-Prescriptive	41.0	15.3	n/a
297	25	Electricity Retrofit Incentive	Consumer, Business	2008	Final	Quasi-Prescriptive	Quasi-Prescriptive	41.0	15.3	n/a
298	25	Electricity Retrofit Incentive	Consumer, Business	2008	Final	Quasi-Prescriptive	Quasi-Prescriptive	41.0	15.3	n/a
299	25	Electricity Retrofit Incentive	Consumer, Business	2008	Final	Quasi-Prescriptive	Quasi-Prescriptive	41.0	15.3	n/a
300	25	Electricity Retrofit Incentive	Consumer, Business	2008	Final	Quasi-Prescriptive	Quasi-Prescriptive	41.0	15.3	n/a
301	25	Electricity Retrofit Incentive	Consumer, Business	2008	Final	Quasi-Prescriptive	Quasi-Prescriptive	41.0	15.3	n/a
302	25	Electricity Retrofit Incentive	Consumer, Business	2008	Final	Quasi-Prescriptive	Quasi-Prescriptive	41.0	15.3	n/a
303	25	Electricity Retrofit Incentive	Consumer, Business	2008	Final	Quasi-Prescriptive	Quasi-Prescriptive	41.0	15.3	n/a
304	25	Electricity Retrofit Incentive	Consumer, Business	2008	Final	Quasi-Prescriptive	Quasi-Prescriptive	41.0	15.3	n/a
305	25	Electricity Retrofit Incentive	Consumer, Business	2008	Final	Quasi-Prescriptive	Quasi-Prescriptive	41.0	15.3	n/a
306	25	Electricity Retrofit Incentive	Consumer, Business	2008	Final	Quasi-Prescriptive	Quasi-Prescriptive	41.0	15.3	n/a

# OPA Conservation & Demand Management Programs

Measure Results at End-User Level

For: Province Wide

#	Initiative Number	Initiative Name	Program Name	Program Year	Results Status	Province Wide Results					
						Gross Summer Peak Demand Savings (kW)	Gross Annual Energy Savings (kWh)	Gross Lifetime Energy Savings (kWh)	Net Summer Peak Demand Savings (kW)	Net Annual Energy Savings (kWh)	Net Lifetime Energy Savings (kWh)
273	25	Electricity Retrofit Incentive	Consumer, Business	2008	Final	n/a	n/a	n/a	n/a	n/a	n/a
274	25	Electricity Retrofit Incentive	Consumer, Business	2008	Final	n/a	n/a	n/a	n/a	n/a	n/a
275	25	Electricity Retrofit Incentive	Consumer, Business	2008	Final	n/a	n/a	n/a	n/a	n/a	n/a
276	25	Electricity Retrofit Incentive	Consumer, Business	2008	Final	n/a	n/a	n/a	n/a	n/a	n/a
277	25	Electricity Retrofit Incentive	Consumer, Business	2008	Final	n/a	n/a	n/a	n/a	n/a	n/a
278	25	Electricity Retrofit Incentive	Consumer, Business	2008	Final	n/a	n/a	n/a	n/a	n/a	n/a
279	25	Electricity Retrofit Incentive	Consumer, Business	2008	Final	n/a	n/a	n/a	n/a	n/a	n/a
280	25	Electricity Retrofit Incentive	Consumer, Business	2008	Final	n/a	n/a	n/a	n/a	n/a	n/a
281	25	Electricity Retrofit Incentive	Consumer, Business	2008	Final	n/a	n/a	n/a	n/a	n/a	n/a
282	25	Electricity Retrofit Incentive	Consumer, Business	2008	Final	n/a	n/a	n/a	n/a	n/a	n/a
283	25	Electricity Retrofit Incentive	Consumer, Business	2008	Final	n/a	n/a	n/a	n/a	n/a	n/a
284	25	Electricity Retrofit Incentive	Consumer, Business	2008	Final	n/a	n/a	n/a	n/a	n/a	n/a
285	25	Electricity Retrofit Incentive	Consumer, Business	2008	Final	n/a	n/a	n/a	n/a	n/a	n/a
286	25	Electricity Retrofit Incentive	Consumer, Business	2008	Final	n/a	n/a	n/a	n/a	n/a	n/a
287	25	Electricity Retrofit Incentive	Consumer, Business	2008	Final	n/a	n/a	n/a	n/a	n/a	n/a
288	25	Electricity Retrofit Incentive	Consumer, Business	2008	Final	n/a	n/a	n/a	n/a	n/a	n/a
289	25	Electricity Retrofit Incentive	Consumer, Business	2008	Final	n/a	n/a	n/a	n/a	n/a	n/a
290	25	Electricity Retrofit Incentive	Consumer, Business	2008	Final	n/a	n/a	n/a	n/a	n/a	n/a
291	25	Electricity Retrofit Incentive	Consumer, Business	2008	Final	n/a	n/a	n/a	n/a	n/a	n/a
292	25	Electricity Retrofit Incentive	Consumer, Business	2008	Final	n/a	n/a	n/a	n/a	n/a	n/a
293	25	Electricity Retrofit Incentive	Consumer, Business	2008	Final	n/a	n/a	n/a	n/a	n/a	n/a
294	25	Electricity Retrofit Incentive	Consumer, Business	2008	Final	n/a	n/a	n/a	n/a	n/a	n/a
295	25	Electricity Retrofit Incentive	Consumer, Business	2008	Final	n/a	n/a	n/a	n/a	n/a	n/a
296	25	Electricity Retrofit Incentive	Consumer, Business	2008	Final	n/a	n/a	n/a	n/a	n/a	n/a
297	25	Electricity Retrofit Incentive	Consumer, Business	2008	Final	n/a	n/a	n/a	n/a	n/a	n/a
298	25	Electricity Retrofit Incentive	Consumer, Business	2008	Final	n/a	n/a	n/a	n/a	n/a	n/a
299	25	Electricity Retrofit Incentive	Consumer, Business	2008	Final	n/a	n/a	n/a	n/a	n/a	n/a
300	25	Electricity Retrofit Incentive	Consumer, Business	2008	Final	n/a	n/a	n/a	n/a	n/a	n/a
301	25	Electricity Retrofit Incentive	Consumer, Business	2008	Final	n/a	n/a	n/a	n/a	n/a	n/a
302	25	Electricity Retrofit Incentive	Consumer, Business	2008	Final	n/a	n/a	n/a	n/a	n/a	n/a
303	25	Electricity Retrofit Incentive	Consumer, Business	2008	Final	n/a	n/a	n/a	n/a	n/a	n/a
304	25	Electricity Retrofit Incentive	Consumer, Business	2008	Final	n/a	n/a	n/a	n/a	n/a	n/a
305	25	Electricity Retrofit Incentive	Consumer, Business	2008	Final	n/a	n/a	n/a	n/a	n/a	n/a
306	25	Electricity Retrofit Incentive	Consumer, Business	2008	Final	n/a	n/a	n/a	n/a	n/a	n/a



OPA Conservation & Demand Management Programs

Measure Results at End-User Level

For: Province Wide

#	Initiative Number	Initiative Name	Program Name	Program Year	Results Status	#
307	25	Electricity Retrofit Incentive	Consumer, Business	2008	Final	143
308	25	Electricity Retrofit Incentive	Consumer, Business	2008	Final	144
309	25	Electricity Retrofit Incentive	Consumer, Business	2008	Final	145
310	25	Electricity Retrofit Incentive	Consumer, Business	2008	Final	146
311	25	Electricity Retrofit Incentive	Consumer, Business	2008	Final	147
312	25	Electricity Retrofit Incentive	Consumer, Business	2008	Final	148
313	25	Electricity Retrofit Incentive	Consumer, Business	2008	Final	149
314	25	Electricity Retrofit Incentive	Consumer, Business	2008	Final	150
315	25	Electricity Retrofit Incentive	Consumer, Business	2008	Final	151
316	25	Electricity Retrofit Incentive	Consumer, Business	2008	Final	152
317	25	Electricity Retrofit Incentive	Consumer, Business	2008	Final	153
318	25	Electricity Retrofit Incentive	Consumer, Business	2008	Final	154
319	25	Electricity Retrofit Incentive	Consumer, Business	2008	Final	155
320	25	Electricity Retrofit Incentive	Consumer, Business	2008	Final	156
321	25	Electricity Retrofit Incentive	Consumer, Business	2008	Final	157
322	25	Electricity Retrofit Incentive	Consumer, Business	2008	Final	158
323	25	Electricity Retrofit Incentive	Consumer, Business	2008	Final	159
324	25	Electricity Retrofit Incentive	Consumer, Business	2008	Final	160
325	25	Electricity Retrofit Incentive	Consumer, Business	2008	Final	161
326	25	Electricity Retrofit Incentive	Consumer, Business	2008	Final	162
327	25	Electricity Retrofit Incentive	Consumer, Business	2008	Final	163
328	25	Electricity Retrofit Incentive	Consumer, Business	2008	Final	164
329	25	Electricity Retrofit Incentive	Consumer, Business	2008	Final	165
330	25	Electricity Retrofit Incentive	Consumer, Business	2008	Final	166
331	25	Electricity Retrofit Incentive	Consumer, Business	2008	Final	167
332	25	Electricity Retrofit Incentive	Consumer, Business	2008	Final	168
333	25	Electricity Retrofit Incentive	Consumer, Business	2008	Final	169
334	25	Electricity Retrofit Incentive	Consumer, Business	2008	Final	170
335	25	Electricity Retrofit Incentive	Consumer, Business	2008	Final	171
336	25	Electricity Retrofit Incentive	Consumer, Business	2008	Final	172
337	25	Electricity Retrofit Incentive	Consumer, Business	2008	Final	173
338	25	Electricity Retrofit Incentive	Consumer, Business	2008	Final	174
339	25	Electricity Retrofit Incentive	Consumer, Business	2008	Final	175
340	25	Electricity Retrofit Incentive	Consumer, Business	2008	Final	176

# OPA Conservation & Demand Management Programs

Measure Results at End-User Level

For: Province Wide

#	Initiative Number	Initiative Name	Program Name	Program Year	Results Status	Measure Name
307	25	Electricity Retrofit Incentive	Consumer, Business	2008	Final	Motor Open Drip-Proof (ODP), 25 HP - Multi-Family Sector
308	25	Electricity Retrofit Incentive	Consumer, Business	2008	Final	Motor Open Drip-Proof (ODP), 30 HP - Multi-Family Sector
309	25	Electricity Retrofit Incentive	Consumer, Business	2008	Final	Motor Open Drip-Proof (ODP), 40 HP - Multi-Family Sector
310	25	Electricity Retrofit Incentive	Consumer, Business	2008	Final	Motor Open Drip-Proof (ODP), 50 HP - Multi-Family Sector
311	25	Electricity Retrofit Incentive	Consumer, Business	2008	Final	Motor Open Drip-Proof (ODP), 60 HP - Multi-Family Sector
312	25	Electricity Retrofit Incentive	Consumer, Business	2008	Final	Motor Open Drip-Proof (ODP), 75 HP - Multi-Family Sector
313	25	Electricity Retrofit Incentive	Consumer, Business	2008	Final	Motor Open Drip-Proof (ODP), 100 HP - Multi-Family Sector
314	25	Electricity Retrofit Incentive	Consumer, Business	2008	Final	Motor Open Drip-Proof (ODP), 125 HP - Multi-Family Sector
315	25	Electricity Retrofit Incentive	Consumer, Business	2008	Final	Motor Open Drip-Proof (ODP), 150 HP - Multi-Family Sector
316	25	Electricity Retrofit Incentive	Consumer, Business	2008	Final	Motor Open Drip-Proof (ODP), 200 HP - Multi-Family Sector
317	25	Electricity Retrofit Incentive	Consumer, Business	2008	Final	Motor Totally Enclosed Fan-Cooled (TEFC), 1 HP - Multi-Family Sector
318	25	Electricity Retrofit Incentive	Consumer, Business	2008	Final	Motor Totally Enclosed Fan-Cooled (TEFC), 1.5 HP - Multi-Family Sector
319	25	Electricity Retrofit Incentive	Consumer, Business	2008	Final	Motor Totally Enclosed Fan-Cooled (TEFC), 2 HP - Multi-Family Sector
320	25	Electricity Retrofit Incentive	Consumer, Business	2008	Final	Motor Totally Enclosed Fan-Cooled (TEFC), 3 HP - Multi-Family Sector
321	25	Electricity Retrofit Incentive	Consumer, Business	2008	Final	Motor Totally Enclosed Fan-Cooled (TEFC), 5 HP - Multi-Family Sector
322	25	Electricity Retrofit Incentive	Consumer, Business	2008	Final	Motor Totally Enclosed Fan-Cooled (TEFC), 7.5 HP - Multi-Family Sector
323	25	Electricity Retrofit Incentive	Consumer, Business	2008	Final	Motor Totally Enclosed Fan-Cooled (TEFC), 10 HP - Multi-Family Sector
324	25	Electricity Retrofit Incentive	Consumer, Business	2008	Final	Motor Totally Enclosed Fan-Cooled (TEFC), 15 HP - Multi-Family Sector
325	25	Electricity Retrofit Incentive	Consumer, Business	2008	Final	Motor Totally Enclosed Fan-Cooled (TEFC), 20 HP - Multi-Family Sector
326	25	Electricity Retrofit Incentive	Consumer, Business	2008	Final	Motor Totally Enclosed Fan-Cooled (TEFC), 25 HP - Multi-Family Sector
327	25	Electricity Retrofit Incentive	Consumer, Business	2008	Final	Motor Totally Enclosed Fan-Cooled (TEFC), 30 HP - Multi-Family Sector
328	25	Electricity Retrofit Incentive	Consumer, Business	2008	Final	Motor Totally Enclosed Fan-Cooled (TEFC), 40 HP - Multi-Family Sector
329	25	Electricity Retrofit Incentive	Consumer, Business	2008	Final	Motor Totally Enclosed Fan-Cooled (TEFC), 50 HP - Multi-Family Sector
330	25	Electricity Retrofit Incentive	Consumer, Business	2008	Final	Motor Totally Enclosed Fan-Cooled (TEFC), 60 HP - Multi-Family Sector
331	25	Electricity Retrofit Incentive	Consumer, Business	2008	Final	Motor Totally Enclosed Fan-Cooled (TEFC), 75 HP - Multi-Family Sector
332	25	Electricity Retrofit Incentive	Consumer, Business	2008	Final	Motor Totally Enclosed Fan-Cooled (TEFC), 100 HP - Multi-Family Sector
333	25	Electricity Retrofit Incentive	Consumer, Business	2008	Final	Motor Totally Enclosed Fan-Cooled (TEFC), 125 HP - Multi-Family Sector
334	25	Electricity Retrofit Incentive	Consumer, Business	2008	Final	Motor Totally Enclosed Fan-Cooled (TEFC), 150 HP - Multi-Family Sector
335	25	Electricity Retrofit Incentive	Consumer, Business	2008	Final	Motor Totally Enclosed Fan-Cooled (TEFC), 200 HP - Multi-Family Sector
336	25	Electricity Retrofit Incentive	Consumer, Business	2008	Final	Transformer Size 15 - Multi-Family Sector
337	25	Electricity Retrofit Incentive	Consumer, Business	2008	Final	Transformer Size 30 - Multi-Family Sector
338	25	Electricity Retrofit Incentive	Consumer, Business	2008	Final	Transformer Size 45 - Multi-Family Sector
339	25	Electricity Retrofit Incentive	Consumer, Business	2008	Final	Transformer Size 75 - Multi-Family Sector
340	25	Electricity Retrofit Incentive	Consumer, Business	2008	Final	Transformer Size 112.5 - Multi-Family Sector

## Measure Results at End-User Level

#	Initiative Number	Initiative Name	Program Name	Program Year	Results Status
307	25	Electricity Retrofit Incentive	Consumer, Business	2008	Final
308	25	Electricity Retrofit Incentive	Consumer, Business	2008	Final
309	25	Electricity Retrofit Incentive	Consumer, Business	2008	Final
310	25	Electricity Retrofit Incentive	Consumer, Business	2008	Final
311	25	Electricity Retrofit Incentive	Consumer, Business	2008	Final
312	25	Electricity Retrofit Incentive	Consumer, Business	2008	Final
313	25	Electricity Retrofit Incentive	Consumer, Business	2008	Final
314	25	Electricity Retrofit Incentive	Consumer, Business	2008	Final
315	25	Electricity Retrofit Incentive	Consumer, Business	2008	Final
316	25	Electricity Retrofit Incentive	Consumer, Business	2008	Final
317	25	Electricity Retrofit Incentive	Consumer, Business	2008	Final
318	25	Electricity Retrofit Incentive	Consumer, Business	2008	Final
319	25	Electricity Retrofit Incentive	Consumer, Business	2008	Final
320	25	Electricity Retrofit Incentive	Consumer, Business	2008	Final
321	25	Electricity Retrofit Incentive	Consumer, Business	2008	Final
322	25	Electricity Retrofit Incentive	Consumer, Business	2008	Final
323	25	Electricity Retrofit Incentive	Consumer, Business	2008	Final
324	25	Electricity Retrofit Incentive	Consumer, Business	2008	Final
325	25	Electricity Retrofit Incentive	Consumer, Business	2008	Final
326	25	Electricity Retrofit Incentive	Consumer, Business	2008	Final
327	25	Electricity Retrofit Incentive	Consumer, Business	2008	Final
328	25	Electricity Retrofit Incentive	Consumer, Business	2008	Final
329	25	Electricity Retrofit Incentive	Consumer, Business	2008	Final
330	25	Electricity Retrofit Incentive	Consumer, Business	2008	Final
331	25	Electricity Retrofit Incentive	Consumer, Business	2008	Final
332	25	Electricity Retrofit Incentive	Consumer, Business	2008	Final
333	25	Electricity Retrofit Incentive	Consumer, Business	2008	Final
334	25	Electricity Retrofit Incentive	Consumer, Business	2008	Final
335	25	Electricity Retrofit Incentive	Consumer, Business	2008	Final
336	25	Electricity Retrofit Incentive	Consumer, Business	2008	Final
337	25	Electricity Retrofit Incentive	Consumer, Business	2008	Final
338	25	Electricity Retrofit Incentive	Consumer, Business	2008	Final
339	25	Electricity Retrofit Incentive	Consumer, Business	2008	Final
340	25	Electricity Retrofit Incentive	Consumer, Business	2008	Final

[illegible]

# OPA Conservation & Demand Management Programs

Measure Results at End-User Level

For: Province Wide

#	Initiative Number	Initiative Name	Program Name	Program Year	Results Status	Assumptions				Activity Results (#)
						Net Annual Energy Savings (kWh)	Net Lifetime Energy Savings (kWh)	Aggregate Net-to-Gross Adjustment (%)	Effective Useful Life (EUL)	
307	25	Electricity Retrofit Incentive	Consumer, Business	2008	Final	Quasi-Prescriptive	Quasi-Prescriptive	41.0	15.3	n/a
308	25	Electricity Retrofit Incentive	Consumer, Business	2008	Final	Quasi-Prescriptive	Quasi-Prescriptive	41.0	15.3	n/a
309	25	Electricity Retrofit Incentive	Consumer, Business	2008	Final	Quasi-Prescriptive	Quasi-Prescriptive	41.0	15.3	n/a
310	25	Electricity Retrofit Incentive	Consumer, Business	2008	Final	Quasi-Prescriptive	Quasi-Prescriptive	41.0	15.3	n/a
311	25	Electricity Retrofit Incentive	Consumer, Business	2008	Final	Quasi-Prescriptive	Quasi-Prescriptive	41.0	15.3	n/a
312	25	Electricity Retrofit Incentive	Consumer, Business	2008	Final	Quasi-Prescriptive	Quasi-Prescriptive	41.0	15.3	n/a
313	25	Electricity Retrofit Incentive	Consumer, Business	2008	Final	Quasi-Prescriptive	Quasi-Prescriptive	41.0	15.3	n/a
314	25	Electricity Retrofit Incentive	Consumer, Business	2008	Final	Quasi-Prescriptive	Quasi-Prescriptive	41.0	15.3	n/a
315	25	Electricity Retrofit Incentive	Consumer, Business	2008	Final	Quasi-Prescriptive	Quasi-Prescriptive	41.0	15.3	n/a
316	25	Electricity Retrofit Incentive	Consumer, Business	2008	Final	Quasi-Prescriptive	Quasi-Prescriptive	41.0	15.3	n/a
317	25	Electricity Retrofit Incentive	Consumer, Business	2008	Final	Quasi-Prescriptive	Quasi-Prescriptive	41.0	15.3	n/a
318	25	Electricity Retrofit Incentive	Consumer, Business	2008	Final	Quasi-Prescriptive	Quasi-Prescriptive	41.0	15.3	n/a
319	25	Electricity Retrofit Incentive	Consumer, Business	2008	Final	Quasi-Prescriptive	Quasi-Prescriptive	41.0	15.3	n/a
320	25	Electricity Retrofit Incentive	Consumer, Business	2008	Final	Quasi-Prescriptive	Quasi-Prescriptive	41.0	15.3	n/a
321	25	Electricity Retrofit Incentive	Consumer, Business	2008	Final	Quasi-Prescriptive	Quasi-Prescriptive	41.0	15.3	n/a
322	25	Electricity Retrofit Incentive	Consumer, Business	2008	Final	Quasi-Prescriptive	Quasi-Prescriptive	41.0	15.3	n/a
323	25	Electricity Retrofit Incentive	Consumer, Business	2008	Final	Quasi-Prescriptive	Quasi-Prescriptive	41.0	15.3	n/a
324	25	Electricity Retrofit Incentive	Consumer, Business	2008	Final	Quasi-Prescriptive	Quasi-Prescriptive	41.0	15.3	n/a
325	25	Electricity Retrofit Incentive	Consumer, Business	2008	Final	Quasi-Prescriptive	Quasi-Prescriptive	41.0	15.3	n/a
326	25	Electricity Retrofit Incentive	Consumer, Business	2008	Final	Quasi-Prescriptive	Quasi-Prescriptive	41.0	15.3	n/a
327	25	Electricity Retrofit Incentive	Consumer, Business	2008	Final	Quasi-Prescriptive	Quasi-Prescriptive	41.0	15.3	n/a
328	25	Electricity Retrofit Incentive	Consumer, Business	2008	Final	Quasi-Prescriptive	Quasi-Prescriptive	41.0	15.3	n/a
329	25	Electricity Retrofit Incentive	Consumer, Business	2008	Final	Quasi-Prescriptive	Quasi-Prescriptive	41.0	15.3	n/a
330	25	Electricity Retrofit Incentive	Consumer, Business	2008	Final	Quasi-Prescriptive	Quasi-Prescriptive	41.0	15.3	n/a
331	25	Electricity Retrofit Incentive	Consumer, Business	2008	Final	Quasi-Prescriptive	Quasi-Prescriptive	41.0	15.3	n/a
332	25	Electricity Retrofit Incentive	Consumer, Business	2008	Final	Quasi-Prescriptive	Quasi-Prescriptive	41.0	15.3	n/a
333	25	Electricity Retrofit Incentive	Consumer, Business	2008	Final	Quasi-Prescriptive	Quasi-Prescriptive	41.0	15.3	n/a
334	25	Electricity Retrofit Incentive	Consumer, Business	2008	Final	Quasi-Prescriptive	Quasi-Prescriptive	41.0	15.3	n/a
335	25	Electricity Retrofit Incentive	Consumer, Business	2008	Final	Quasi-Prescriptive	Quasi-Prescriptive	41.0	15.3	n/a
336	25	Electricity Retrofit Incentive	Consumer, Business	2008	Final	Quasi-Prescriptive	Quasi-Prescriptive	41.0	15.3	n/a
337	25	Electricity Retrofit Incentive	Consumer, Business	2008	Final	Quasi-Prescriptive	Quasi-Prescriptive	41.0	15.3	n/a
338	25	Electricity Retrofit Incentive	Consumer, Business	2008	Final	Quasi-Prescriptive	Quasi-Prescriptive	41.0	15.3	n/a
339	25	Electricity Retrofit Incentive	Consumer, Business	2008	Final	Quasi-Prescriptive	Quasi-Prescriptive	41.0	15.3	n/a
340	25	Electricity Retrofit Incentive	Consumer, Business	2008	Final	Quasi-Prescriptive	Quasi-Prescriptive	41.0	15.3	n/a

# OPA Conservation & Demand Management Programs

Measure Results at End-User Level

For: Province Wide

#	Initiative Number	Initiative Name	Program Name	Program Year	Results Status	Province Wide Results					
						Gross Summer Peak Demand Savings (kW)	Gross Annual Energy Savings (kWh)	Gross Lifetime Energy Savings (kWh)	Net Summer Peak Demand Savings (kW)	Net Annual Energy Savings (kWh)	Net Lifetime Energy Savings (kWh)
307	25	Electricity Retrofit Incentive	Consumer, Business	2008	Final	n/a	n/a	n/a	n/a	n/a	n/a
308	25	Electricity Retrofit Incentive	Consumer, Business	2008	Final	n/a	n/a	n/a	n/a	n/a	n/a
309	25	Electricity Retrofit Incentive	Consumer, Business	2008	Final	n/a	n/a	n/a	n/a	n/a	n/a
310	25	Electricity Retrofit Incentive	Consumer, Business	2008	Final	n/a	n/a	n/a	n/a	n/a	n/a
311	25	Electricity Retrofit Incentive	Consumer, Business	2008	Final	n/a	n/a	n/a	n/a	n/a	n/a
312	25	Electricity Retrofit Incentive	Consumer, Business	2008	Final	n/a	n/a	n/a	n/a	n/a	n/a
313	25	Electricity Retrofit Incentive	Consumer, Business	2008	Final	n/a	n/a	n/a	n/a	n/a	n/a
314	25	Electricity Retrofit Incentive	Consumer, Business	2008	Final	n/a	n/a	n/a	n/a	n/a	n/a
315	25	Electricity Retrofit Incentive	Consumer, Business	2008	Final	n/a	n/a	n/a	n/a	n/a	n/a
316	25	Electricity Retrofit Incentive	Consumer, Business	2008	Final	n/a	n/a	n/a	n/a	n/a	n/a
317	25	Electricity Retrofit Incentive	Consumer, Business	2008	Final	n/a	n/a	n/a	n/a	n/a	n/a
318	25	Electricity Retrofit Incentive	Consumer, Business	2008	Final	n/a	n/a	n/a	n/a	n/a	n/a
319	25	Electricity Retrofit Incentive	Consumer, Business	2008	Final	n/a	n/a	n/a	n/a	n/a	n/a
320	25	Electricity Retrofit Incentive	Consumer, Business	2008	Final	n/a	n/a	n/a	n/a	n/a	n/a
321	25	Electricity Retrofit Incentive	Consumer, Business	2008	Final	n/a	n/a	n/a	n/a	n/a	n/a
322	25	Electricity Retrofit Incentive	Consumer, Business	2008	Final	n/a	n/a	n/a	n/a	n/a	n/a
323	25	Electricity Retrofit Incentive	Consumer, Business	2008	Final	n/a	n/a	n/a	n/a	n/a	n/a
324	25	Electricity Retrofit Incentive	Consumer, Business	2008	Final	n/a	n/a	n/a	n/a	n/a	n/a
325	25	Electricity Retrofit Incentive	Consumer, Business	2008	Final	n/a	n/a	n/a	n/a	n/a	n/a
326	25	Electricity Retrofit Incentive	Consumer, Business	2008	Final	n/a	n/a	n/a	n/a	n/a	n/a
327	25	Electricity Retrofit Incentive	Consumer, Business	2008	Final	n/a	n/a	n/a	n/a	n/a	n/a
328	25	Electricity Retrofit Incentive	Consumer, Business	2008	Final	n/a	n/a	n/a	n/a	n/a	n/a
329	25	Electricity Retrofit Incentive	Consumer, Business	2008	Final	n/a	n/a	n/a	n/a	n/a	n/a
330	25	Electricity Retrofit Incentive	Consumer, Business	2008	Final	n/a	n/a	n/a	n/a	n/a	n/a
331	25	Electricity Retrofit Incentive	Consumer, Business	2008	Final	n/a	n/a	n/a	n/a	n/a	n/a
332	25	Electricity Retrofit Incentive	Consumer, Business	2008	Final	n/a	n/a	n/a	n/a	n/a	n/a
333	25	Electricity Retrofit Incentive	Consumer, Business	2008	Final	n/a	n/a	n/a	n/a	n/a	n/a
334	25	Electricity Retrofit Incentive	Consumer, Business	2008	Final	n/a	n/a	n/a	n/a	n/a	n/a
335	25	Electricity Retrofit Incentive	Consumer, Business	2008	Final	n/a	n/a	n/a	n/a	n/a	n/a
336	25	Electricity Retrofit Incentive	Consumer, Business	2008	Final	n/a	n/a	n/a	n/a	n/a	n/a
337	25	Electricity Retrofit Incentive	Consumer, Business	2008	Final	n/a	n/a	n/a	n/a	n/a	n/a
338	25	Electricity Retrofit Incentive	Consumer, Business	2008	Final	n/a	n/a	n/a	n/a	n/a	n/a
339	25	Electricity Retrofit Incentive	Consumer, Business	2008	Final	n/a	n/a	n/a	n/a	n/a	n/a
340	25	Electricity Retrofit Incentive	Consumer, Business	2008	Final	n/a	n/a	n/a	n/a	n/a	n/a

# OPA Conservation & Demand Management Programs

Measure Results at End-User Level

For: Province Wide

#	Initiative Number	Initiative Name	Program Name	Program Year	Results Status	#
341	25	Electricity Retrofit Incentive	Consumer, Business	2008	Final	177
342	25	Electricity Retrofit Incentive	Consumer, Business	2008	Final	178
343	25	Electricity Retrofit Incentive	Consumer, Business	2008	Final	179
344	25	Electricity Retrofit Incentive	Consumer, Business	2008	Final	180
345	25	Electricity Retrofit Incentive	Consumer, Business	2008	Final	181
346	25	Electricity Retrofit Incentive	Consumer, Business	2008	Final	182
347	25	Electricity Retrofit Incentive	Consumer, Business	2008	Final	183
348	25	Electricity Retrofit Incentive	Consumer, Business	2008	Final	184
349	25	Electricity Retrofit Incentive	Consumer, Business	2008	Final	185
350	25	Electricity Retrofit Incentive	Consumer, Business	2008	Final	186
351	25	Electricity Retrofit Incentive	Consumer, Business	2008	Final	187
352	25	Electricity Retrofit Incentive	Consumer, Business	2008	Final	188
353	25	Electricity Retrofit Incentive	Consumer, Business	2008	Final	189
354	25	Electricity Retrofit Incentive	Consumer, Business	2008	Final	190
355	25	Electricity Retrofit Incentive	Consumer, Business	2008	Final	191
356	25	Electricity Retrofit Incentive	Consumer, Business	2008	Final	192
357	25	Electricity Retrofit Incentive	Consumer, Business	2008	Final	193
358	25	Electricity Retrofit Incentive	Consumer, Business	2008	Final	194
359	25	Electricity Retrofit Incentive	Consumer, Business	2008	Final	195
360	25	Electricity Retrofit Incentive	Consumer, Business	2008	Final	196
361	25	Electricity Retrofit Incentive	Consumer, Business	2008	Final	197
362	25	Electricity Retrofit Incentive	Consumer, Business	2008	Final	198
363	25	Electricity Retrofit Incentive	Consumer, Business	2008	Final	199
364	25	Electricity Retrofit Incentive	Consumer, Business	2008	Final	200
365	25	Electricity Retrofit Incentive	Consumer, Business	2008	Final	201
366	25	Electricity Retrofit Incentive	Consumer, Business	2008	Final	202
367	25	Electricity Retrofit Incentive	Consumer, Business	2008	Final	203
368	25	Electricity Retrofit Incentive	Consumer, Business	2008	Final	204
369	25	Electricity Retrofit Incentive	Consumer, Business	2008	Final	205
370	25	Electricity Retrofit Incentive	Consumer, Business	2008	Final	206
371	25	Electricity Retrofit Incentive	Consumer, Business	2008	Final	207
372	25	Electricity Retrofit Incentive	Consumer, Business	2008	Final	208
373	25	Electricity Retrofit Incentive	Consumer, Business	2008	Final	209
374	25	Electricity Retrofit Incentive	Consumer, Business	2008	Final	210



# OPA Conservation & Demand Management Programs

## Measure Results at End-User Level

For: Province Wide

#	Initiative Number	Initiative Name	Program Name	Program Year	Results Status	Measure Name
341	25	Electricity Retrofit Incentive	Consumer, Business	2008	Final	Transformer Size 150 - Multi-Family Sector
342	25	Electricity Retrofit Incentive	Consumer, Business	2008	Final	Transformer Size 225 - Multi-Family Sector
343	25	Electricity Retrofit Incentive	Consumer, Business	2008	Final	Transformer Size 300 - Multi-Family Sector
344	25	Electricity Retrofit Incentive	Consumer, Business	2008	Final	Transformer Size 500 - Multi-Family Sector
345	25	Electricity Retrofit Incentive	Consumer, Business	2008	Final	Transformer Size 750 - Multi-Family Sector
346	25	Electricity Retrofit Incentive	Consumer, Business	2008	Final	Transformer Size 1000 - Multi-Family Sector
347	25	Electricity Retrofit Incentive	Consumer, Business	2008	Final	Unitary AC Single Phase <= 5.4 Tons - Multi-Family Sector
348	25	Electricity Retrofit Incentive	Consumer, Business	2008	Final	Unitary AC 3 Phase <= 5.4 Tons - Multi-Family Sector
349	25	Electricity Retrofit Incentive	Consumer, Business	2008	Final	Unitary AC >5.4 & <= 11.25 tons - Multi-Family Sector
350	25	Electricity Retrofit Incentive	Consumer, Business	2008	Final	Unitary AC >11.25 & <= 20 tons - Multi-Family Sector
351	25	Electricity Retrofit Incentive	Consumer, Business	2008	Final	Unitary AC 25 tons - Multi-Family Sector
352	25	Electricity Retrofit Incentive	Consumer, Business	2008	Final	Custom Project - Multi-Family Sector
353	25	Electricity Retrofit Incentive	Consumer, Business	2008	Final	Agribusiness ENERGY STAR® Rated Exit Signs, All sizes - Industrial Sector
354	25	Electricity Retrofit Incentive	Consumer, Business	2008	Final	Agribusiness ENERGY STAR® Rated CFLs, Screw in. All sizes < 40 W - Industrial Sector
355	25	Electricity Retrofit Incentive	Consumer, Business	2008	Final	Agribusiness ENERGY STAR® Rated CFLs, Hard wired. All sizes < 40 W - Industrial Sector
356	25	Electricity Retrofit Incentive	Consumer, Business	2008	Final	Agribusiness Standard Performance T8, Single lamp standard T8 fixture - Industrial Sector
357	25	Electricity Retrofit Incentive	Consumer, Business	2008	Final	Agribusiness Standard Performance T8, Double lamp standard T8 fixture - Industrial Sector
358	25	Electricity Retrofit Incentive	Consumer, Business	2008	Final	Agribusiness Standard Performance T8, Triple lamp standard T8 fixture - Industrial Sector
359	25	Electricity Retrofit Incentive	Consumer, Business	2008	Final	Agribusiness Standard Performance T8, Quadruple lamp standard T8 fixture - Industrial Sector
360	25	Electricity Retrofit Incentive	Consumer, Business	2008	Final	Agribusiness High Performance T8 (Consortium for Energy Efficiency qualifying list compliance), Single lamp h
361	25	Electricity Retrofit Incentive	Consumer, Business	2008	Final	Agribusiness High Performance T8 (Consortium for Energy Efficiency qualifying list compliance), Double lamp h
362	25	Electricity Retrofit Incentive	Consumer, Business	2008	Final	Agribusiness High Performance T8 (Consortium for Energy Efficiency qualifying list compliance), Triple lamp h
363	25	Electricity Retrofit Incentive	Consumer, Business	2008	Final	Agribusiness High Performance T8 (Consortium for Energy Efficiency qualifying list compliance), Quadruple lar
364	25	Electricity Retrofit Incentive	Consumer, Business	2008	Final	Agribusiness T5 Fixtures, T5 fixture with 1, 2, or 3 lamps and 1 electronic ballast - Industrial Sector
365	25	Electricity Retrofit Incentive	Consumer, Business	2008	Final	Agribusiness T5 Fixtures, High Bay T5. Maximum 6 lamps/fixture. - Industrial Sector
366	25	Electricity Retrofit Incentive	Consumer, Business	2008	Final	Agribusiness Metal Halide, 320 W Ceramic pulse start - Industrial Sector
367	25	Electricity Retrofit Incentive	Consumer, Business	2008	Final	Agribusiness Occupancy Sensors, Switch plate mounted occupancy sensor - Industrial Sector
368	25	Electricity Retrofit Incentive	Consumer, Business	2008	Final	Agribusiness Occupancy Sensors, Ceiling mounted occupancy sensor - Industrial Sector
369	25	Electricity Retrofit Incentive	Consumer, Business	2008	Final	Agribusiness Creep Heat Pads, up to 100W maximum - Industrial Sector
370	25	Electricity Retrofit Incentive	Consumer, Business	2008	Final	Agribusiness Creep Heat Pads, up to 200W maximum - Industrial Sector
371	25	Electricity Retrofit Incentive	Consumer, Business	2008	Final	Agribusiness High Temperature Cutout Thermostat - Industrial Sector
372	25	Electricity Retrofit Incentive	Consumer, Business	2008	Final	Agribusiness Creep Heat Controller - Industrial Sector
373	25	Electricity Retrofit Incentive	Consumer, Business	2008	Final	Agribusiness Energy Efficient Ventilation Exhaust Fans - Industrial Sector
374	25	Electricity Retrofit Incentive	Consumer, Business	2008	Final	Agribusiness Low Energy Livestock Waterers - Industrial Sector

## Measure Results at End-User Level

#	Initiative Number	Initiative Name	Program Name	Program Year	Results Status
341	25	Electricity Retrofit Incentive	Consumer, Business	2008	Final
342	25	Electricity Retrofit Incentive	Consumer, Business	2008	Final
343	25	Electricity Retrofit Incentive	Consumer, Business	2008	Final
344	25	Electricity Retrofit Incentive	Consumer, Business	2008	Final
345	25	Electricity Retrofit Incentive	Consumer, Business	2008	Final
346	25	Electricity Retrofit Incentive	Consumer, Business	2008	Final
347	25	Electricity Retrofit Incentive	Consumer, Business	2008	Final
348	25	Electricity Retrofit Incentive	Consumer, Business	2008	Final
349	25	Electricity Retrofit Incentive	Consumer, Business	2008	Final
350	25	Electricity Retrofit Incentive	Consumer, Business	2008	Final
351	25	Electricity Retrofit Incentive	Consumer, Business	2008	Final
352	25	Electricity Retrofit Incentive	Consumer, Business	2008	Final
353	25	Electricity Retrofit Incentive	Consumer, Business	2008	Final
354	25	Electricity Retrofit Incentive	Consumer, Business	2008	Final
355	25	Electricity Retrofit Incentive	Consumer, Business	2008	Final
356	25	Electricity Retrofit Incentive	Consumer, Business	2008	Final
357	25	Electricity Retrofit Incentive	Consumer, Business	2008	Final
358	25	Electricity Retrofit Incentive	Consumer, Business	2008	Final
359	25	Electricity Retrofit Incentive	Consumer, Business	2008	Final
360	25	Electricity Retrofit Incentive	Consumer, Business	2008	Final
361	25	Electricity Retrofit Incentive	Consumer, Business	2008	Final
362	25	Electricity Retrofit Incentive	Consumer, Business	2008	Final
363	25	Electricity Retrofit Incentive	Consumer, Business	2008	Final
364	25	Electricity Retrofit Incentive	Consumer, Business	2008	Final
365	25	Electricity Retrofit Incentive	Consumer, Business	2008	Final
366	25	Electricity Retrofit Incentive	Consumer, Business	2008	Final
367	25	Electricity Retrofit Incentive	Consumer, Business	2008	Final
368	25	Electricity Retrofit Incentive	Consumer, Business	2008	Final
369	25	Electricity Retrofit Incentive	Consumer, Business	2008	Final
370	25	Electricity Retrofit Incentive	Consumer, Business	2008	Final
371	25	Electricity Retrofit Incentive	Consumer, Business	2008	Final
372	25	Electricity Retrofit Incentive	Consumer, Business	2008	Final
373	25	Electricity Retrofit Incentive	Consumer, Business	2008	Final
374	25	Electricity Retrofit Incentive	Consumer, Business	2008	Final

[illegible]

# OPA Conservation & Demand Management Programs

Measure Results at End-User Level

For: Province Wide

#	Initiative Number	Initiative Name	Program Name	Program Year	Results Status	Assumptions				Activity Results (#)
						Net Annual Energy Savings (kWh)	Net Lifetime Energy Savings (kWh)	Aggregate Net-to-Gross Adjustment (%)	Effective Useful Life (EUL)	
341	25	Electricity Retrofit Incentive	Consumer, Business	2008	Final	Quasi-Prescriptive	Quasi-Prescriptive	41.0	15.3	n/a
342	25	Electricity Retrofit Incentive	Consumer, Business	2008	Final	Quasi-Prescriptive	Quasi-Prescriptive	41.0	15.3	n/a
343	25	Electricity Retrofit Incentive	Consumer, Business	2008	Final	Quasi-Prescriptive	Quasi-Prescriptive	41.0	15.3	n/a
344	25	Electricity Retrofit Incentive	Consumer, Business	2008	Final	Quasi-Prescriptive	Quasi-Prescriptive	41.0	15.3	n/a
345	25	Electricity Retrofit Incentive	Consumer, Business	2008	Final	Quasi-Prescriptive	Quasi-Prescriptive	41.0	15.3	n/a
346	25	Electricity Retrofit Incentive	Consumer, Business	2008	Final	Quasi-Prescriptive	Quasi-Prescriptive	41.0	15.3	n/a
347	25	Electricity Retrofit Incentive	Consumer, Business	2008	Final	Quasi-Prescriptive	Quasi-Prescriptive	41.0	15.3	n/a
348	25	Electricity Retrofit Incentive	Consumer, Business	2008	Final	Quasi-Prescriptive	Quasi-Prescriptive	41.0	15.3	n/a
349	25	Electricity Retrofit Incentive	Consumer, Business	2008	Final	Quasi-Prescriptive	Quasi-Prescriptive	41.0	15.3	n/a
350	25	Electricity Retrofit Incentive	Consumer, Business	2008	Final	Quasi-Prescriptive	Quasi-Prescriptive	41.0	15.3	n/a
351	25	Electricity Retrofit Incentive	Consumer, Business	2008	Final	Quasi-Prescriptive	Quasi-Prescriptive	41.0	15.3	n/a
352	25	Electricity Retrofit Incentive	Consumer, Business	2008	Final	Quasi-Prescriptive	Quasi-Prescriptive	41.0	15.3	n/a
353	25	Electricity Retrofit Incentive	Consumer, Business	2008	Final	Quasi-Prescriptive	Quasi-Prescriptive	58.0	15.3	n/a
354	25	Electricity Retrofit Incentive	Consumer, Business	2008	Final	Quasi-Prescriptive	Quasi-Prescriptive	58.0	15.3	n/a
355	25	Electricity Retrofit Incentive	Consumer, Business	2008	Final	Quasi-Prescriptive	Quasi-Prescriptive	58.0	15.3	n/a
356	25	Electricity Retrofit Incentive	Consumer, Business	2008	Final	Quasi-Prescriptive	Quasi-Prescriptive	58.0	15.3	n/a
357	25	Electricity Retrofit Incentive	Consumer, Business	2008	Final	Quasi-Prescriptive	Quasi-Prescriptive	58.0	15.3	n/a
358	25	Electricity Retrofit Incentive	Consumer, Business	2008	Final	Quasi-Prescriptive	Quasi-Prescriptive	58.0	15.3	n/a
359	25	Electricity Retrofit Incentive	Consumer, Business	2008	Final	Quasi-Prescriptive	Quasi-Prescriptive	58.0	15.3	n/a
360	25	Electricity Retrofit Incentive	Consumer, Business	2008	Final	Quasi-Prescriptive	Quasi-Prescriptive	58.0	15.3	n/a
361	25	Electricity Retrofit Incentive	Consumer, Business	2008	Final	Quasi-Prescriptive	Quasi-Prescriptive	58.0	15.3	n/a
362	25	Electricity Retrofit Incentive	Consumer, Business	2008	Final	Quasi-Prescriptive	Quasi-Prescriptive	58.0	15.3	n/a
363	25	Electricity Retrofit Incentive	Consumer, Business	2008	Final	Quasi-Prescriptive	Quasi-Prescriptive	58.0	15.3	n/a
364	25	Electricity Retrofit Incentive	Consumer, Business	2008	Final	Quasi-Prescriptive	Quasi-Prescriptive	58.0	15.3	n/a
365	25	Electricity Retrofit Incentive	Consumer, Business	2008	Final	Quasi-Prescriptive	Quasi-Prescriptive	58.0	15.3	n/a
366	25	Electricity Retrofit Incentive	Consumer, Business	2008	Final	Quasi-Prescriptive	Quasi-Prescriptive	58.0	15.3	n/a
367	25	Electricity Retrofit Incentive	Consumer, Business	2008	Final	Quasi-Prescriptive	Quasi-Prescriptive	58.0	15.3	n/a
368	25	Electricity Retrofit Incentive	Consumer, Business	2008	Final	Quasi-Prescriptive	Quasi-Prescriptive	58.0	15.3	n/a
369	25	Electricity Retrofit Incentive	Consumer, Business	2008	Final	Quasi-Prescriptive	Quasi-Prescriptive	58.0	15.3	n/a
370	25	Electricity Retrofit Incentive	Consumer, Business	2008	Final	Quasi-Prescriptive	Quasi-Prescriptive	58.0	15.3	n/a
371	25	Electricity Retrofit Incentive	Consumer, Business	2008	Final	Quasi-Prescriptive	Quasi-Prescriptive	58.0	15.3	n/a
372	25	Electricity Retrofit Incentive	Consumer, Business	2008	Final	Quasi-Prescriptive	Quasi-Prescriptive	58.0	15.3	n/a
373	25	Electricity Retrofit Incentive	Consumer, Business	2008	Final	Quasi-Prescriptive	Quasi-Prescriptive	58.0	15.3	n/a
374	25	Electricity Retrofit Incentive	Consumer, Business	2008	Final	Quasi-Prescriptive	Quasi-Prescriptive	58.0	15.3	n/a

# OPA Conservation & Demand Management Programs

Measure Results at End-User Level

For: Province Wide

#	Initiative Number	Initiative Name	Program Name	Program Year	Results Status	Province Wide Results					
						Gross Summer Peak Demand Savings (kW)	Gross Annual Energy Savings (kWh)	Gross Lifetime Energy Savings (kWh)	Net Summer Peak Demand Savings (kW)	Net Annual Energy Savings (kWh)	Net Lifetime Energy Savings (kWh)
341	25	Electricity Retrofit Incentive	Consumer, Business	2008	Final	n/a	n/a	n/a	n/a	n/a	n/a
342	25	Electricity Retrofit Incentive	Consumer, Business	2008	Final	n/a	n/a	n/a	n/a	n/a	n/a
343	25	Electricity Retrofit Incentive	Consumer, Business	2008	Final	n/a	n/a	n/a	n/a	n/a	n/a
344	25	Electricity Retrofit Incentive	Consumer, Business	2008	Final	n/a	n/a	n/a	n/a	n/a	n/a
345	25	Electricity Retrofit Incentive	Consumer, Business	2008	Final	n/a	n/a	n/a	n/a	n/a	n/a
346	25	Electricity Retrofit Incentive	Consumer, Business	2008	Final	n/a	n/a	n/a	n/a	n/a	n/a
347	25	Electricity Retrofit Incentive	Consumer, Business	2008	Final	n/a	n/a	n/a	n/a	n/a	n/a
348	25	Electricity Retrofit Incentive	Consumer, Business	2008	Final	n/a	n/a	n/a	n/a	n/a	n/a
349	25	Electricity Retrofit Incentive	Consumer, Business	2008	Final	n/a	n/a	n/a	n/a	n/a	n/a
350	25	Electricity Retrofit Incentive	Consumer, Business	2008	Final	n/a	n/a	n/a	n/a	n/a	n/a
351	25	Electricity Retrofit Incentive	Consumer, Business	2008	Final	n/a	n/a	n/a	n/a	n/a	n/a
352	25	Electricity Retrofit Incentive	Consumer, Business	2008	Final	n/a	n/a	n/a	n/a	n/a	n/a
353	25	Electricity Retrofit Incentive	Consumer, Business	2008	Final	n/a	n/a	n/a	n/a	n/a	n/a
354	25	Electricity Retrofit Incentive	Consumer, Business	2008	Final	n/a	n/a	n/a	n/a	n/a	n/a
355	25	Electricity Retrofit Incentive	Consumer, Business	2008	Final	n/a	n/a	n/a	n/a	n/a	n/a
356	25	Electricity Retrofit Incentive	Consumer, Business	2008	Final	n/a	n/a	n/a	n/a	n/a	n/a
357	25	Electricity Retrofit Incentive	Consumer, Business	2008	Final	n/a	n/a	n/a	n/a	n/a	n/a
358	25	Electricity Retrofit Incentive	Consumer, Business	2008	Final	n/a	n/a	n/a	n/a	n/a	n/a
359	25	Electricity Retrofit Incentive	Consumer, Business	2008	Final	n/a	n/a	n/a	n/a	n/a	n/a
360	25	Electricity Retrofit Incentive	Consumer, Business	2008	Final	n/a	n/a	n/a	n/a	n/a	n/a
361	25	Electricity Retrofit Incentive	Consumer, Business	2008	Final	n/a	n/a	n/a	n/a	n/a	n/a
362	25	Electricity Retrofit Incentive	Consumer, Business	2008	Final	n/a	n/a	n/a	n/a	n/a	n/a
363	25	Electricity Retrofit Incentive	Consumer, Business	2008	Final	n/a	n/a	n/a	n/a	n/a	n/a
364	25	Electricity Retrofit Incentive	Consumer, Business	2008	Final	n/a	n/a	n/a	n/a	n/a	n/a
365	25	Electricity Retrofit Incentive	Consumer, Business	2008	Final	n/a	n/a	n/a	n/a	n/a	n/a
366	25	Electricity Retrofit Incentive	Consumer, Business	2008	Final	n/a	n/a	n/a	n/a	n/a	n/a
367	25	Electricity Retrofit Incentive	Consumer, Business	2008	Final	n/a	n/a	n/a	n/a	n/a	n/a
368	25	Electricity Retrofit Incentive	Consumer, Business	2008	Final	n/a	n/a	n/a	n/a	n/a	n/a
369	25	Electricity Retrofit Incentive	Consumer, Business	2008	Final	n/a	n/a	n/a	n/a	n/a	n/a
370	25	Electricity Retrofit Incentive	Consumer, Business	2008	Final	n/a	n/a	n/a	n/a	n/a	n/a
371	25	Electricity Retrofit Incentive	Consumer, Business	2008	Final	n/a	n/a	n/a	n/a	n/a	n/a
372	25	Electricity Retrofit Incentive	Consumer, Business	2008	Final	n/a	n/a	n/a	n/a	n/a	n/a
373	25	Electricity Retrofit Incentive	Consumer, Business	2008	Final	n/a	n/a	n/a	n/a	n/a	n/a
374	25	Electricity Retrofit Incentive	Consumer, Business	2008	Final	n/a	n/a	n/a	n/a	n/a	n/a

# OPA Conservation & Demand Management Programs

Measure Results at End-User Level

For: Province Wide

#	Initiative Number	Initiative Name	Program Name	Program Year	Results Status	#
375	25	Electricity Retrofit Incentive	Consumer, Business	2008	Final	211
376	25	Electricity Retrofit Incentive	Consumer, Business	2008	Final	212
377	25	Electricity Retrofit Incentive	Consumer, Business	2008	Final	213
378	25	Electricity Retrofit Incentive	Consumer, Business	2008	Final	214
379	25	Electricity Retrofit Incentive	Consumer, Business	2008	Final	215
380	25	Electricity Retrofit Incentive	Consumer, Business	2008	Final	216
381	25	Electricity Retrofit Incentive	Consumer, Business	2008	Final	217
382	25	Electricity Retrofit Incentive	Consumer, Business	2008	Final	218
383	25	Electricity Retrofit Incentive	Consumer, Business	2008	Final	219
384	25	Electricity Retrofit Incentive	Consumer, Business	2008	Final	220
385	25	Electricity Retrofit Incentive	Consumer, Business	2008	Final	221
386	25	Electricity Retrofit Incentive	Consumer, Business	2008	Final	222
387	25	Electricity Retrofit Incentive	Consumer, Business	2008	Final	223
388	25	Electricity Retrofit Incentive	Consumer, Business	2008	Final	224
389	25	Electricity Retrofit Incentive	Consumer, Business	2008	Final	225
390	25	Electricity Retrofit Incentive	Consumer, Business	2008	Final	226
391	25	Electricity Retrofit Incentive	Consumer, Business	2008	Final	227
392	25	Electricity Retrofit Incentive	Consumer, Business	2008	Final	228
393	25	Electricity Retrofit Incentive	Consumer, Business	2008	Final	229
394	25	Electricity Retrofit Incentive	Consumer, Business	2008	Final	230
395	25	Electricity Retrofit Incentive	Consumer, Business	2008	Final	231
396	25	Electricity Retrofit Incentive	Consumer, Business	2008	Final	232
397	25	Electricity Retrofit Incentive	Consumer, Business	2008	Final	233
398	25	Electricity Retrofit Incentive	Consumer, Business	2008	Final	234
399	25	Electricity Retrofit Incentive	Consumer, Business	2008	Final	235
400	25	Electricity Retrofit Incentive	Consumer, Business	2008	Final	236
401	25	Electricity Retrofit Incentive	Consumer, Business	2008	Final	237
402	25	Electricity Retrofit Incentive	Consumer, Business	2008	Final	238
403	25	Electricity Retrofit Incentive	Consumer, Business	2008	Final	239
404	25	Electricity Retrofit Incentive	Consumer, Business	2008	Final	240
405	25	Electricity Retrofit Incentive	Consumer, Business	2008	Final	241
406	25	Electricity Retrofit Incentive	Consumer, Business	2008	Final	242
407	25	Electricity Retrofit Incentive	Consumer, Business	2008	Final	243
408	25	Electricity Retrofit Incentive	Consumer, Business	2008	Final	244

# OPA Conservation & Demand Management Programs

## Measure Results at End-User Level

For: Province Wide

#	Initiative Number	Initiative Name	Program Name	Program Year	Results Status	Measure Name
375	25	Electricity Retrofit Incentive	Consumer, Business	2008	Final	Agribusiness Photocell and Timer for Lighting Control - Industrial Sector
376	25	Electricity Retrofit Incentive	Consumer, Business	2008	Final	Lighting System Exit Signs, 5 W or less - Industrial Sector
377	25	Electricity Retrofit Incentive	Consumer, Business	2008	Final	Lighting System ENERGY STAR® Rated CFLs, Screw in. All sizes < 40 W - Industrial Sector
378	25	Electricity Retrofit Incentive	Consumer, Business	2008	Final	Lighting System ENERGY STAR® Rated CFLs, Hard wired. All sizes < 40 W - Industrial Sector
379	25	Electricity Retrofit Incentive	Consumer, Business	2008	Final	Lighting System Standard Performance T8, Single lamp standard T8 fixture - Industrial Sector
380	25	Electricity Retrofit Incentive	Consumer, Business	2008	Final	Lighting System Standard Performance T8, Double lamp standard T8 fixture - Industrial Sector
381	25	Electricity Retrofit Incentive	Consumer, Business	2008	Final	Lighting System Standard Performance T8, Triple lamp standard T8 fixture - Industrial Sector
382	25	Electricity Retrofit Incentive	Consumer, Business	2008	Final	Lighting System Standard Performance T8, Quadruple lamp standard T8 fixture - Industrial Sector
383	25	Electricity Retrofit Incentive	Consumer, Business	2008	Final	Lighting System High Performance T8 (Consortium for Energy Efficiency qualifying list compliance), Single lamp
384	25	Electricity Retrofit Incentive	Consumer, Business	2008	Final	Lighting System High Performance T8 (Consortium for Energy Efficiency qualifying list compliance), Double lamp
385	25	Electricity Retrofit Incentive	Consumer, Business	2008	Final	Lighting System High Performance T8 (Consortium for Energy Efficiency qualifying list compliance), Triple lamp
386	25	Electricity Retrofit Incentive	Consumer, Business	2008	Final	Lighting System High Performance T8 (Consortium for Energy Efficiency qualifying list compliance), Quadruple lamp
387	25	Electricity Retrofit Incentive	Consumer, Business	2008	Final	Lighting System T5 Fixtures, T5 fixture with 1, 2, or 3 lamps and 1 electronic ballast - Industrial Sector
388	25	Electricity Retrofit Incentive	Consumer, Business	2008	Final	Lighting System T5 Fixtures, High Bay T5. Maximum 6 lamps/fixture. - Industrial Sector
389	25	Electricity Retrofit Incentive	Consumer, Business	2008	Final	Lighting System Metal Halide, 320 W Ceramic pulse start - Industrial Sector
390	25	Electricity Retrofit Incentive	Consumer, Business	2008	Final	Lighting System Occupancy Sensors, Switch plate mounted occupancy sensor - Industrial Sector
391	25	Electricity Retrofit Incentive	Consumer, Business	2008	Final	Lighting System Occupancy Sensors, Ceiling mounted occupancy sensor - Industrial Sector
392	25	Electricity Retrofit Incentive	Consumer, Business	2008	Final	Motor Open Drip-Proof (ODP), 1 HP - Industrial Sector
393	25	Electricity Retrofit Incentive	Consumer, Business	2008	Final	Motor Open Drip-Proof (ODP), 1.5 HP - Industrial Sector
394	25	Electricity Retrofit Incentive	Consumer, Business	2008	Final	Motor Open Drip-Proof (ODP), 2 HP - Industrial Sector
395	25	Electricity Retrofit Incentive	Consumer, Business	2008	Final	Motor Open Drip-Proof (ODP), 3 HP - Industrial Sector
396	25	Electricity Retrofit Incentive	Consumer, Business	2008	Final	Motor Open Drip-Proof (ODP), 5 HP - Industrial Sector
397	25	Electricity Retrofit Incentive	Consumer, Business	2008	Final	Motor Open Drip-Proof (ODP), 7.5 HP - Industrial Sector
398	25	Electricity Retrofit Incentive	Consumer, Business	2008	Final	Motor Open Drip-Proof (ODP), 10 HP - Industrial Sector
399	25	Electricity Retrofit Incentive	Consumer, Business	2008	Final	Motor Open Drip-Proof (ODP), 15 HP - Industrial Sector
400	25	Electricity Retrofit Incentive	Consumer, Business	2008	Final	Motor Open Drip-Proof (ODP), 20 HP - Industrial Sector
401	25	Electricity Retrofit Incentive	Consumer, Business	2008	Final	Motor Open Drip-Proof (ODP), 25 HP - Industrial Sector
402	25	Electricity Retrofit Incentive	Consumer, Business	2008	Final	Motor Open Drip-Proof (ODP), 30 HP - Industrial Sector
403	25	Electricity Retrofit Incentive	Consumer, Business	2008	Final	Motor Open Drip-Proof (ODP), 40 HP - Industrial Sector
404	25	Electricity Retrofit Incentive	Consumer, Business	2008	Final	Motor Open Drip-Proof (ODP), 50 HP - Industrial Sector
405	25	Electricity Retrofit Incentive	Consumer, Business	2008	Final	Motor Open Drip-Proof (ODP), 60 HP - Industrial Sector
406	25	Electricity Retrofit Incentive	Consumer, Business	2008	Final	Motor Open Drip-Proof (ODP), 75 HP - Industrial Sector
407	25	Electricity Retrofit Incentive	Consumer, Business	2008	Final	Motor Open Drip-Proof (ODP), 100 HP - Industrial Sector
408	25	Electricity Retrofit Incentive	Consumer, Business	2008	Final	Motor Open Drip-Proof (ODP), 125 HP - Industrial Sector



## Measure Results at End-User Level

#	Initiative Number	Initiative Name	Program Name	Program Year	Results Status
375	25	Electricity Retrofit Incentive	Consumer, Business	2008	Final
376	25	Electricity Retrofit Incentive	Consumer, Business	2008	Final
377	25	Electricity Retrofit Incentive	Consumer, Business	2008	Final
378	25	Electricity Retrofit Incentive	Consumer, Business	2008	Final
379	25	Electricity Retrofit Incentive	Consumer, Business	2008	Final
380	25	Electricity Retrofit Incentive	Consumer, Business	2008	Final
381	25	Electricity Retrofit Incentive	Consumer, Business	2008	Final
382	25	Electricity Retrofit Incentive	Consumer, Business	2008	Final
383	25	Electricity Retrofit Incentive	Consumer, Business	2008	Final
384	25	Electricity Retrofit Incentive	Consumer, Business	2008	Final
385	25	Electricity Retrofit Incentive	Consumer, Business	2008	Final
386	25	Electricity Retrofit Incentive	Consumer, Business	2008	Final
387	25	Electricity Retrofit Incentive	Consumer, Business	2008	Final
388	25	Electricity Retrofit Incentive	Consumer, Business	2008	Final
389	25	Electricity Retrofit Incentive	Consumer, Business	2008	Final
390	25	Electricity Retrofit Incentive	Consumer, Business	2008	Final
391	25	Electricity Retrofit Incentive	Consumer, Business	2008	Final
392	25	Electricity Retrofit Incentive	Consumer, Business	2008	Final
393	25	Electricity Retrofit Incentive	Consumer, Business	2008	Final
394	25	Electricity Retrofit Incentive	Consumer, Business	2008	Final
395	25	Electricity Retrofit Incentive	Consumer, Business	2008	Final
396	25	Electricity Retrofit Incentive	Consumer, Business	2008	Final
397	25	Electricity Retrofit Incentive	Consumer, Business	2008	Final
398	25	Electricity Retrofit Incentive	Consumer, Business	2008	Final
399	25	Electricity Retrofit Incentive	Consumer, Business	2008	Final
400	25	Electricity Retrofit Incentive	Consumer, Business	2008	Final
401	25	Electricity Retrofit Incentive	Consumer, Business	2008	Final
402	25	Electricity Retrofit Incentive	Consumer, Business	2008	Final
403	25	Electricity Retrofit Incentive	Consumer, Business	2008	Final
404	25	Electricity Retrofit Incentive	Consumer, Business	2008	Final
405	25	Electricity Retrofit Incentive	Consumer, Business	2008	Final
406	25	Electricity Retrofit Incentive	Consumer, Business	2008	Final
407	25	Electricity Retrofit Incentive	Consumer, Business	2008	Final
408	25	Electricity Retrofit Incentive	Consumer, Business	2008	Final

[illegible]

OPA Conservation & Demand Management Programs

Measure Results at End-User Level

For: Province Wide

#	Initiative Number	Initiative Name	Program Name	Program Year	Results Status	Assumptions				Activity Results (#)
						Net Annual Energy Savings (kWh)	Net Lifetime Energy Savings (kWh)	Aggregate Net-to-Gross Adjustment (%)	Effective Useful Life (EUL)	
375	25	Electricity Retrofit Incentive	Consumer, Business	2008	Final	Quasi-Prescriptive	Quasi-Prescriptive	58.0	15.3	n/a
376	25	Electricity Retrofit Incentive	Consumer, Business	2008	Final	Quasi-Prescriptive	Quasi-Prescriptive	58.0	15.3	n/a
377	25	Electricity Retrofit Incentive	Consumer, Business	2008	Final	Quasi-Prescriptive	Quasi-Prescriptive	58.0	15.3	n/a
378	25	Electricity Retrofit Incentive	Consumer, Business	2008	Final	Quasi-Prescriptive	Quasi-Prescriptive	58.0	15.3	n/a
379	25	Electricity Retrofit Incentive	Consumer, Business	2008	Final	Quasi-Prescriptive	Quasi-Prescriptive	58.0	15.3	n/a
380	25	Electricity Retrofit Incentive	Consumer, Business	2008	Final	Quasi-Prescriptive	Quasi-Prescriptive	58.0	15.3	n/a
381	25	Electricity Retrofit Incentive	Consumer, Business	2008	Final	Quasi-Prescriptive	Quasi-Prescriptive	58.0	15.3	n/a
382	25	Electricity Retrofit Incentive	Consumer, Business	2008	Final	Quasi-Prescriptive	Quasi-Prescriptive	58.0	15.3	n/a
383	25	Electricity Retrofit Incentive	Consumer, Business	2008	Final	Quasi-Prescriptive	Quasi-Prescriptive	58.0	15.3	n/a
384	25	Electricity Retrofit Incentive	Consumer, Business	2008	Final	Quasi-Prescriptive	Quasi-Prescriptive	58.0	15.3	n/a
385	25	Electricity Retrofit Incentive	Consumer, Business	2008	Final	Quasi-Prescriptive	Quasi-Prescriptive	58.0	15.3	n/a
386	25	Electricity Retrofit Incentive	Consumer, Business	2008	Final	Quasi-Prescriptive	Quasi-Prescriptive	58.0	15.3	n/a
387	25	Electricity Retrofit Incentive	Consumer, Business	2008	Final	Quasi-Prescriptive	Quasi-Prescriptive	58.0	15.3	n/a
388	25	Electricity Retrofit Incentive	Consumer, Business	2008	Final	Quasi-Prescriptive	Quasi-Prescriptive	58.0	15.3	n/a
389	25	Electricity Retrofit Incentive	Consumer, Business	2008	Final	Quasi-Prescriptive	Quasi-Prescriptive	58.0	15.3	n/a
390	25	Electricity Retrofit Incentive	Consumer, Business	2008	Final	Quasi-Prescriptive	Quasi-Prescriptive	58.0	15.3	n/a
391	25	Electricity Retrofit Incentive	Consumer, Business	2008	Final	Quasi-Prescriptive	Quasi-Prescriptive	58.0	15.3	n/a
392	25	Electricity Retrofit Incentive	Consumer, Business	2008	Final	Quasi-Prescriptive	Quasi-Prescriptive	58.0	15.3	n/a
393	25	Electricity Retrofit Incentive	Consumer, Business	2008	Final	Quasi-Prescriptive	Quasi-Prescriptive	58.0	15.3	n/a
394	25	Electricity Retrofit Incentive	Consumer, Business	2008	Final	Quasi-Prescriptive	Quasi-Prescriptive	58.0	15.3	n/a
395	25	Electricity Retrofit Incentive	Consumer, Business	2008	Final	Quasi-Prescriptive	Quasi-Prescriptive	58.0	15.3	n/a
396	25	Electricity Retrofit Incentive	Consumer, Business	2008	Final	Quasi-Prescriptive	Quasi-Prescriptive	58.0	15.3	n/a
397	25	Electricity Retrofit Incentive	Consumer, Business	2008	Final	Quasi-Prescriptive	Quasi-Prescriptive	58.0	15.3	n/a
398	25	Electricity Retrofit Incentive	Consumer, Business	2008	Final	Quasi-Prescriptive	Quasi-Prescriptive	58.0	15.3	n/a
399	25	Electricity Retrofit Incentive	Consumer, Business	2008	Final	Quasi-Prescriptive	Quasi-Prescriptive	58.0	15.3	n/a
400	25	Electricity Retrofit Incentive	Consumer, Business	2008	Final	Quasi-Prescriptive	Quasi-Prescriptive	58.0	15.3	n/a
401	25	Electricity Retrofit Incentive	Consumer, Business	2008	Final	Quasi-Prescriptive	Quasi-Prescriptive	58.0	15.3	n/a
402	25	Electricity Retrofit Incentive	Consumer, Business	2008	Final	Quasi-Prescriptive	Quasi-Prescriptive	58.0	15.3	n/a
403	25	Electricity Retrofit Incentive	Consumer, Business	2008	Final	Quasi-Prescriptive	Quasi-Prescriptive	58.0	15.3	n/a
404	25	Electricity Retrofit Incentive	Consumer, Business	2008	Final	Quasi-Prescriptive	Quasi-Prescriptive	58.0	15.3	n/a
405	25	Electricity Retrofit Incentive	Consumer, Business	2008	Final	Quasi-Prescriptive	Quasi-Prescriptive	58.0	15.3	n/a
406	25	Electricity Retrofit Incentive	Consumer, Business	2008	Final	Quasi-Prescriptive	Quasi-Prescriptive	58.0	15.3	n/a
407	25	Electricity Retrofit Incentive	Consumer, Business	2008	Final	Quasi-Prescriptive	Quasi-Prescriptive	58.0	15.3	n/a
408	25	Electricity Retrofit Incentive	Consumer, Business	2008	Final	Quasi-Prescriptive	Quasi-Prescriptive	58.0	15.3	n/a

# OPA Conservation & Demand Management Programs

Measure Results at End-User Level

For: Province Wide

#	Initiative Number	Initiative Name	Program Name	Program Year	Results Status	Province Wide Results					
						Gross Summer Peak Demand Savings (kW)	Gross Annual Energy Savings (kWh)	Gross Lifetime Energy Savings (kWh)	Net Summer Peak Demand Savings (kW)	Net Annual Energy Savings (kWh)	Net Lifetime Energy Savings (kWh)
375	25	Electricity Retrofit Incentive	Consumer, Business	2008	Final	n/a	n/a	n/a	n/a	n/a	n/a
376	25	Electricity Retrofit Incentive	Consumer, Business	2008	Final	n/a	n/a	n/a	n/a	n/a	n/a
377	25	Electricity Retrofit Incentive	Consumer, Business	2008	Final	n/a	n/a	n/a	n/a	n/a	n/a
378	25	Electricity Retrofit Incentive	Consumer, Business	2008	Final	n/a	n/a	n/a	n/a	n/a	n/a
379	25	Electricity Retrofit Incentive	Consumer, Business	2008	Final	n/a	n/a	n/a	n/a	n/a	n/a
380	25	Electricity Retrofit Incentive	Consumer, Business	2008	Final	n/a	n/a	n/a	n/a	n/a	n/a
381	25	Electricity Retrofit Incentive	Consumer, Business	2008	Final	n/a	n/a	n/a	n/a	n/a	n/a
382	25	Electricity Retrofit Incentive	Consumer, Business	2008	Final	n/a	n/a	n/a	n/a	n/a	n/a
383	25	Electricity Retrofit Incentive	Consumer, Business	2008	Final	n/a	n/a	n/a	n/a	n/a	n/a
384	25	Electricity Retrofit Incentive	Consumer, Business	2008	Final	n/a	n/a	n/a	n/a	n/a	n/a
385	25	Electricity Retrofit Incentive	Consumer, Business	2008	Final	n/a	n/a	n/a	n/a	n/a	n/a
386	25	Electricity Retrofit Incentive	Consumer, Business	2008	Final	n/a	n/a	n/a	n/a	n/a	n/a
387	25	Electricity Retrofit Incentive	Consumer, Business	2008	Final	n/a	n/a	n/a	n/a	n/a	n/a
388	25	Electricity Retrofit Incentive	Consumer, Business	2008	Final	n/a	n/a	n/a	n/a	n/a	n/a
389	25	Electricity Retrofit Incentive	Consumer, Business	2008	Final	n/a	n/a	n/a	n/a	n/a	n/a
390	25	Electricity Retrofit Incentive	Consumer, Business	2008	Final	n/a	n/a	n/a	n/a	n/a	n/a
391	25	Electricity Retrofit Incentive	Consumer, Business	2008	Final	n/a	n/a	n/a	n/a	n/a	n/a
392	25	Electricity Retrofit Incentive	Consumer, Business	2008	Final	n/a	n/a	n/a	n/a	n/a	n/a
393	25	Electricity Retrofit Incentive	Consumer, Business	2008	Final	n/a	n/a	n/a	n/a	n/a	n/a
394	25	Electricity Retrofit Incentive	Consumer, Business	2008	Final	n/a	n/a	n/a	n/a	n/a	n/a
395	25	Electricity Retrofit Incentive	Consumer, Business	2008	Final	n/a	n/a	n/a	n/a	n/a	n/a
396	25	Electricity Retrofit Incentive	Consumer, Business	2008	Final	n/a	n/a	n/a	n/a	n/a	n/a
397	25	Electricity Retrofit Incentive	Consumer, Business	2008	Final	n/a	n/a	n/a	n/a	n/a	n/a
398	25	Electricity Retrofit Incentive	Consumer, Business	2008	Final	n/a	n/a	n/a	n/a	n/a	n/a
399	25	Electricity Retrofit Incentive	Consumer, Business	2008	Final	n/a	n/a	n/a	n/a	n/a	n/a
400	25	Electricity Retrofit Incentive	Consumer, Business	2008	Final	n/a	n/a	n/a	n/a	n/a	n/a
401	25	Electricity Retrofit Incentive	Consumer, Business	2008	Final	n/a	n/a	n/a	n/a	n/a	n/a
402	25	Electricity Retrofit Incentive	Consumer, Business	2008	Final	n/a	n/a	n/a	n/a	n/a	n/a
403	25	Electricity Retrofit Incentive	Consumer, Business	2008	Final	n/a	n/a	n/a	n/a	n/a	n/a
404	25	Electricity Retrofit Incentive	Consumer, Business	2008	Final	n/a	n/a	n/a	n/a	n/a	n/a
405	25	Electricity Retrofit Incentive	Consumer, Business	2008	Final	n/a	n/a	n/a	n/a	n/a	n/a
406	25	Electricity Retrofit Incentive	Consumer, Business	2008	Final	n/a	n/a	n/a	n/a	n/a	n/a
407	25	Electricity Retrofit Incentive	Consumer, Business	2008	Final	n/a	n/a	n/a	n/a	n/a	n/a
408	25	Electricity Retrofit Incentive	Consumer, Business	2008	Final	n/a	n/a	n/a	n/a	n/a	n/a

OPA Conservation & Demand Management Programs

Measure Results at End-User Level

For: Province Wide

#	Initiative Number	Initiative Name	Program Name	Program Year	Results Status	#
409	25	Electricity Retrofit Incentive	Consumer, Business	2008	Final	245
410	25	Electricity Retrofit Incentive	Consumer, Business	2008	Final	246
411	25	Electricity Retrofit Incentive	Consumer, Business	2008	Final	247
412	25	Electricity Retrofit Incentive	Consumer, Business	2008	Final	248
413	25	Electricity Retrofit Incentive	Consumer, Business	2008	Final	249
414	25	Electricity Retrofit Incentive	Consumer, Business	2008	Final	250
415	25	Electricity Retrofit Incentive	Consumer, Business	2008	Final	251
416	25	Electricity Retrofit Incentive	Consumer, Business	2008	Final	252
417	25	Electricity Retrofit Incentive	Consumer, Business	2008	Final	253
418	25	Electricity Retrofit Incentive	Consumer, Business	2008	Final	254
419	25	Electricity Retrofit Incentive	Consumer, Business	2008	Final	255
420	25	Electricity Retrofit Incentive	Consumer, Business	2008	Final	256
421	25	Electricity Retrofit Incentive	Consumer, Business	2008	Final	257
422	25	Electricity Retrofit Incentive	Consumer, Business	2008	Final	258
423	25	Electricity Retrofit Incentive	Consumer, Business	2008	Final	259
424	25	Electricity Retrofit Incentive	Consumer, Business	2008	Final	260
425	25	Electricity Retrofit Incentive	Consumer, Business	2008	Final	261
426	25	Electricity Retrofit Incentive	Consumer, Business	2008	Final	262
427	25	Electricity Retrofit Incentive	Consumer, Business	2008	Final	263
428	25	Electricity Retrofit Incentive	Consumer, Business	2008	Final	264
429	25	Electricity Retrofit Incentive	Consumer, Business	2008	Final	265
430	25	Electricity Retrofit Incentive	Consumer, Business	2008	Final	266
431	25	Electricity Retrofit Incentive	Consumer, Business	2008	Final	267
432	25	Electricity Retrofit Incentive	Consumer, Business	2008	Final	268
433	25	Electricity Retrofit Incentive	Consumer, Business	2008	Final	269
434	25	Electricity Retrofit Incentive	Consumer, Business	2008	Final	270
435	25	Electricity Retrofit Incentive	Consumer, Business	2008	Final	271
436	25	Electricity Retrofit Incentive	Consumer, Business	2008	Final	272
437	25	Electricity Retrofit Incentive	Consumer, Business	2008	Final	273
438	25	Electricity Retrofit Incentive	Consumer, Business	2008	Final	274
439	25	Electricity Retrofit Incentive	Consumer, Business	2008	Final	275
440	25	Electricity Retrofit Incentive	Consumer, Business	2008	Final	276
441	25	Electricity Retrofit Incentive	Consumer, Business	2008	Final	277
442	25	Electricity Retrofit Incentive	Consumer, Business	2008	Final	278

# OPA Conservation & Demand Management Programs

Measure Results at End-User Level

For: Province Wide

#	Initiative Number	Initiative Name	Program Name	Program Year	Results Status	Measure Name
409	25	Electricity Retrofit Incentive	Consumer, Business	2008	Final	Motor Open Drip-Proof (ODP), 150 HP - Industrial Sector
410	25	Electricity Retrofit Incentive	Consumer, Business	2008	Final	Motor Open Drip-Proof (ODP), 200 HP - Industrial Sector
411	25	Electricity Retrofit Incentive	Consumer, Business	2008	Final	Motor Totally Enclosed Fan-Cooled (TEFC), 1 HP - Industrial Sector
412	25	Electricity Retrofit Incentive	Consumer, Business	2008	Final	Motor Totally Enclosed Fan-Cooled (TEFC), 1.5 HP - Industrial Sector
413	25	Electricity Retrofit Incentive	Consumer, Business	2008	Final	Motor Totally Enclosed Fan-Cooled (TEFC), 2 HP - Industrial Sector
414	25	Electricity Retrofit Incentive	Consumer, Business	2008	Final	Motor Totally Enclosed Fan-Cooled (TEFC), 3 HP - Industrial Sector
415	25	Electricity Retrofit Incentive	Consumer, Business	2008	Final	Motor Totally Enclosed Fan-Cooled (TEFC), 5 HP - Industrial Sector
416	25	Electricity Retrofit Incentive	Consumer, Business	2008	Final	Motor Totally Enclosed Fan-Cooled (TEFC), 7.5 HP - Industrial Sector
417	25	Electricity Retrofit Incentive	Consumer, Business	2008	Final	Motor Totally Enclosed Fan-Cooled (TEFC), 10 HP - Industrial Sector
418	25	Electricity Retrofit Incentive	Consumer, Business	2008	Final	Motor Totally Enclosed Fan-Cooled (TEFC), 15 HP - Industrial Sector
419	25	Electricity Retrofit Incentive	Consumer, Business	2008	Final	Motor Totally Enclosed Fan-Cooled (TEFC), 20 HP - Industrial Sector
420	25	Electricity Retrofit Incentive	Consumer, Business	2008	Final	Motor Totally Enclosed Fan-Cooled (TEFC), 25 HP - Industrial Sector
421	25	Electricity Retrofit Incentive	Consumer, Business	2008	Final	Motor Totally Enclosed Fan-Cooled (TEFC), 30 HP - Industrial Sector
422	25	Electricity Retrofit Incentive	Consumer, Business	2008	Final	Motor Totally Enclosed Fan-Cooled (TEFC), 40 HP - Industrial Sector
423	25	Electricity Retrofit Incentive	Consumer, Business	2008	Final	Motor Totally Enclosed Fan-Cooled (TEFC), 50 HP - Industrial Sector
424	25	Electricity Retrofit Incentive	Consumer, Business	2008	Final	Motor Totally Enclosed Fan-Cooled (TEFC), 60 HP - Industrial Sector
425	25	Electricity Retrofit Incentive	Consumer, Business	2008	Final	Motor Totally Enclosed Fan-Cooled (TEFC), 75 HP - Industrial Sector
426	25	Electricity Retrofit Incentive	Consumer, Business	2008	Final	Motor Totally Enclosed Fan-Cooled (TEFC), 100 HP - Industrial Sector
427	25	Electricity Retrofit Incentive	Consumer, Business	2008	Final	Motor Totally Enclosed Fan-Cooled (TEFC), 125 HP - Industrial Sector
428	25	Electricity Retrofit Incentive	Consumer, Business	2008	Final	Motor Totally Enclosed Fan-Cooled (TEFC), 150 HP - Industrial Sector
429	25	Electricity Retrofit Incentive	Consumer, Business	2008	Final	Motor Totally Enclosed Fan-Cooled (TEFC), 200 HP - Industrial Sector
430	25	Electricity Retrofit Incentive	Consumer, Business	2008	Final	Transformer Size 15 - Industrial Sector
431	25	Electricity Retrofit Incentive	Consumer, Business	2008	Final	Transformer Size 30 - Industrial Sector
432	25	Electricity Retrofit Incentive	Consumer, Business	2008	Final	Transformer Size 45 - Industrial Sector
433	25	Electricity Retrofit Incentive	Consumer, Business	2008	Final	Transformer Size 75 - Industrial Sector
434	25	Electricity Retrofit Incentive	Consumer, Business	2008	Final	Transformer Size 112.5 - Industrial Sector
435	25	Electricity Retrofit Incentive	Consumer, Business	2008	Final	Transformer Size 150 - Industrial Sector
436	25	Electricity Retrofit Incentive	Consumer, Business	2008	Final	Transformer Size 225 - Industrial Sector
437	25	Electricity Retrofit Incentive	Consumer, Business	2008	Final	Transformer Size 300 - Industrial Sector
438	25	Electricity Retrofit Incentive	Consumer, Business	2008	Final	Transformer Size 500 - Industrial Sector
439	25	Electricity Retrofit Incentive	Consumer, Business	2008	Final	Transformer Size 750 - Industrial Sector
440	25	Electricity Retrofit Incentive	Consumer, Business	2008	Final	Transformer Size 1000 - Industrial Sector
441	25	Electricity Retrofit Incentive	Consumer, Business	2008	Final	Unitary AC Single Phase <= 5.4 Tons - Industrial Sector
442	25	Electricity Retrofit Incentive	Consumer, Business	2008	Final	Unitary AC 3 Phase <= 5.4 Tons - Industrial Sector

## Measure Results at End-User Level

#	Initiative Number	Initiative Name	Program Name	Program Year	Results Status
409	25	Electricity Retrofit Incentive	Consumer, Business	2008	Final
410	25	Electricity Retrofit Incentive	Consumer, Business	2008	Final
411	25	Electricity Retrofit Incentive	Consumer, Business	2008	Final
412	25	Electricity Retrofit Incentive	Consumer, Business	2008	Final
413	25	Electricity Retrofit Incentive	Consumer, Business	2008	Final
414	25	Electricity Retrofit Incentive	Consumer, Business	2008	Final
415	25	Electricity Retrofit Incentive	Consumer, Business	2008	Final
416	25	Electricity Retrofit Incentive	Consumer, Business	2008	Final
417	25	Electricity Retrofit Incentive	Consumer, Business	2008	Final
418	25	Electricity Retrofit Incentive	Consumer, Business	2008	Final
419	25	Electricity Retrofit Incentive	Consumer, Business	2008	Final
420	25	Electricity Retrofit Incentive	Consumer, Business	2008	Final
421	25	Electricity Retrofit Incentive	Consumer, Business	2008	Final
422	25	Electricity Retrofit Incentive	Consumer, Business	2008	Final
423	25	Electricity Retrofit Incentive	Consumer, Business	2008	Final
424	25	Electricity Retrofit Incentive	Consumer, Business	2008	Final
425	25	Electricity Retrofit Incentive	Consumer, Business	2008	Final
426	25	Electricity Retrofit Incentive	Consumer, Business	2008	Final
427	25	Electricity Retrofit Incentive	Consumer, Business	2008	Final
428	25	Electricity Retrofit Incentive	Consumer, Business	2008	Final
429	25	Electricity Retrofit Incentive	Consumer, Business	2008	Final
430	25	Electricity Retrofit Incentive	Consumer, Business	2008	Final
431	25	Electricity Retrofit Incentive	Consumer, Business	2008	Final
432	25	Electricity Retrofit Incentive	Consumer, Business	2008	Final
433	25	Electricity Retrofit Incentive	Consumer, Business	2008	Final
434	25	Electricity Retrofit Incentive	Consumer, Business	2008	Final
435	25	Electricity Retrofit Incentive	Consumer, Business	2008	Final
436	25	Electricity Retrofit Incentive	Consumer, Business	2008	Final
437	25	Electricity Retrofit Incentive	Consumer, Business	2008	Final
438	25	Electricity Retrofit Incentive	Consumer, Business	2008	Final
439	25	Electricity Retrofit Incentive	Consumer, Business	2008	Final
440	25	Electricity Retrofit Incentive	Consumer, Business	2008	Final
441	25	Electricity Retrofit Incentive	Consumer, Business	2008	Final
442	25	Electricity Retrofit Incentive	Consumer, Business	2008	Final

[illegible]



# OPA Conservation & Demand Management Programs

Measure Results at End-User Level

For: Province Wide

#	Initiative Number	Initiative Name	Program Name	Program Year	Results Status	Assumptions				Activity Results (#)
						Net Annual Energy Savings (kWh)	Net Lifetime Energy Savings (kWh)	Aggregate Net-to-Gross Adjustment (%)	Effective Useful Life (EUL)	
409	25	Electricity Retrofit Incentive	Consumer, Business	2008	Final	Quasi-Prescriptive	Quasi-Prescriptive	58.0	15.3	n/a
410	25	Electricity Retrofit Incentive	Consumer, Business	2008	Final	Quasi-Prescriptive	Quasi-Prescriptive	58.0	15.3	n/a
411	25	Electricity Retrofit Incentive	Consumer, Business	2008	Final	Quasi-Prescriptive	Quasi-Prescriptive	58.0	15.3	n/a
412	25	Electricity Retrofit Incentive	Consumer, Business	2008	Final	Quasi-Prescriptive	Quasi-Prescriptive	58.0	15.3	n/a
413	25	Electricity Retrofit Incentive	Consumer, Business	2008	Final	Quasi-Prescriptive	Quasi-Prescriptive	58.0	15.3	n/a
414	25	Electricity Retrofit Incentive	Consumer, Business	2008	Final	Quasi-Prescriptive	Quasi-Prescriptive	58.0	15.3	n/a
415	25	Electricity Retrofit Incentive	Consumer, Business	2008	Final	Quasi-Prescriptive	Quasi-Prescriptive	58.0	15.3	n/a
416	25	Electricity Retrofit Incentive	Consumer, Business	2008	Final	Quasi-Prescriptive	Quasi-Prescriptive	58.0	15.3	n/a
417	25	Electricity Retrofit Incentive	Consumer, Business	2008	Final	Quasi-Prescriptive	Quasi-Prescriptive	58.0	15.3	n/a
418	25	Electricity Retrofit Incentive	Consumer, Business	2008	Final	Quasi-Prescriptive	Quasi-Prescriptive	58.0	15.3	n/a
419	25	Electricity Retrofit Incentive	Consumer, Business	2008	Final	Quasi-Prescriptive	Quasi-Prescriptive	58.0	15.3	n/a
420	25	Electricity Retrofit Incentive	Consumer, Business	2008	Final	Quasi-Prescriptive	Quasi-Prescriptive	58.0	15.3	n/a
421	25	Electricity Retrofit Incentive	Consumer, Business	2008	Final	Quasi-Prescriptive	Quasi-Prescriptive	58.0	15.3	n/a
422	25	Electricity Retrofit Incentive	Consumer, Business	2008	Final	Quasi-Prescriptive	Quasi-Prescriptive	58.0	15.3	n/a
423	25	Electricity Retrofit Incentive	Consumer, Business	2008	Final	Quasi-Prescriptive	Quasi-Prescriptive	58.0	15.3	n/a
424	25	Electricity Retrofit Incentive	Consumer, Business	2008	Final	Quasi-Prescriptive	Quasi-Prescriptive	58.0	15.3	n/a
425	25	Electricity Retrofit Incentive	Consumer, Business	2008	Final	Quasi-Prescriptive	Quasi-Prescriptive	58.0	15.3	n/a
426	25	Electricity Retrofit Incentive	Consumer, Business	2008	Final	Quasi-Prescriptive	Quasi-Prescriptive	58.0	15.3	n/a
427	25	Electricity Retrofit Incentive	Consumer, Business	2008	Final	Quasi-Prescriptive	Quasi-Prescriptive	58.0	15.3	n/a
428	25	Electricity Retrofit Incentive	Consumer, Business	2008	Final	Quasi-Prescriptive	Quasi-Prescriptive	58.0	15.3	n/a
429	25	Electricity Retrofit Incentive	Consumer, Business	2008	Final	Quasi-Prescriptive	Quasi-Prescriptive	58.0	15.3	n/a
430	25	Electricity Retrofit Incentive	Consumer, Business	2008	Final	Quasi-Prescriptive	Quasi-Prescriptive	58.0	15.3	n/a
431	25	Electricity Retrofit Incentive	Consumer, Business	2008	Final	Quasi-Prescriptive	Quasi-Prescriptive	58.0	15.3	n/a
432	25	Electricity Retrofit Incentive	Consumer, Business	2008	Final	Quasi-Prescriptive	Quasi-Prescriptive	58.0	15.3	n/a
433	25	Electricity Retrofit Incentive	Consumer, Business	2008	Final	Quasi-Prescriptive	Quasi-Prescriptive	58.0	15.3	n/a
434	25	Electricity Retrofit Incentive	Consumer, Business	2008	Final	Quasi-Prescriptive	Quasi-Prescriptive	58.0	15.3	n/a
435	25	Electricity Retrofit Incentive	Consumer, Business	2008	Final	Quasi-Prescriptive	Quasi-Prescriptive	58.0	15.3	n/a
436	25	Electricity Retrofit Incentive	Consumer, Business	2008	Final	Quasi-Prescriptive	Quasi-Prescriptive	58.0	15.3	n/a
437	25	Electricity Retrofit Incentive	Consumer, Business	2008	Final	Quasi-Prescriptive	Quasi-Prescriptive	58.0	15.3	n/a
438	25	Electricity Retrofit Incentive	Consumer, Business	2008	Final	Quasi-Prescriptive	Quasi-Prescriptive	58.0	15.3	n/a
439	25	Electricity Retrofit Incentive	Consumer, Business	2008	Final	Quasi-Prescriptive	Quasi-Prescriptive	58.0	15.3	n/a
440	25	Electricity Retrofit Incentive	Consumer, Business	2008	Final	Quasi-Prescriptive	Quasi-Prescriptive	58.0	15.3	n/a
441	25	Electricity Retrofit Incentive	Consumer, Business	2008	Final	Quasi-Prescriptive	Quasi-Prescriptive	58.0	15.3	n/a
442	25	Electricity Retrofit Incentive	Consumer, Business	2008	Final	Quasi-Prescriptive	Quasi-Prescriptive	58.0	15.3	n/a

OPA Conservation & Demand Management Programs

Measure Results at End-User Level

For: Province Wide

#	Initiative Number	Initiative Name	Program Name	Program Year	Results Status	Province Wide Results					
						Gross Summer Peak Demand Savings (kW)	Gross Annual Energy Savings (kWh)	Gross Lifetime Energy Savings (kWh)	Net Summer Peak Demand Savings (kW)	Net Annual Energy Savings (kWh)	Net Lifetime Energy Savings (kWh)
409	25	Electricity Retrofit Incentive	Consumer, Business	2008	Final	n/a	n/a	n/a	n/a	n/a	n/a
410	25	Electricity Retrofit Incentive	Consumer, Business	2008	Final	n/a	n/a	n/a	n/a	n/a	n/a
411	25	Electricity Retrofit Incentive	Consumer, Business	2008	Final	n/a	n/a	n/a	n/a	n/a	n/a
412	25	Electricity Retrofit Incentive	Consumer, Business	2008	Final	n/a	n/a	n/a	n/a	n/a	n/a
413	25	Electricity Retrofit Incentive	Consumer, Business	2008	Final	n/a	n/a	n/a	n/a	n/a	n/a
414	25	Electricity Retrofit Incentive	Consumer, Business	2008	Final	n/a	n/a	n/a	n/a	n/a	n/a
415	25	Electricity Retrofit Incentive	Consumer, Business	2008	Final	n/a	n/a	n/a	n/a	n/a	n/a
416	25	Electricity Retrofit Incentive	Consumer, Business	2008	Final	n/a	n/a	n/a	n/a	n/a	n/a
417	25	Electricity Retrofit Incentive	Consumer, Business	2008	Final	n/a	n/a	n/a	n/a	n/a	n/a
418	25	Electricity Retrofit Incentive	Consumer, Business	2008	Final	n/a	n/a	n/a	n/a	n/a	n/a
419	25	Electricity Retrofit Incentive	Consumer, Business	2008	Final	n/a	n/a	n/a	n/a	n/a	n/a
420	25	Electricity Retrofit Incentive	Consumer, Business	2008	Final	n/a	n/a	n/a	n/a	n/a	n/a
421	25	Electricity Retrofit Incentive	Consumer, Business	2008	Final	n/a	n/a	n/a	n/a	n/a	n/a
422	25	Electricity Retrofit Incentive	Consumer, Business	2008	Final	n/a	n/a	n/a	n/a	n/a	n/a
423	25	Electricity Retrofit Incentive	Consumer, Business	2008	Final	n/a	n/a	n/a	n/a	n/a	n/a
424	25	Electricity Retrofit Incentive	Consumer, Business	2008	Final	n/a	n/a	n/a	n/a	n/a	n/a
425	25	Electricity Retrofit Incentive	Consumer, Business	2008	Final	n/a	n/a	n/a	n/a	n/a	n/a
426	25	Electricity Retrofit Incentive	Consumer, Business	2008	Final	n/a	n/a	n/a	n/a	n/a	n/a
427	25	Electricity Retrofit Incentive	Consumer, Business	2008	Final	n/a	n/a	n/a	n/a	n/a	n/a
428	25	Electricity Retrofit Incentive	Consumer, Business	2008	Final	n/a	n/a	n/a	n/a	n/a	n/a
429	25	Electricity Retrofit Incentive	Consumer, Business	2008	Final	n/a	n/a	n/a	n/a	n/a	n/a
430	25	Electricity Retrofit Incentive	Consumer, Business	2008	Final	n/a	n/a	n/a	n/a	n/a	n/a
431	25	Electricity Retrofit Incentive	Consumer, Business	2008	Final	n/a	n/a	n/a	n/a	n/a	n/a
432	25	Electricity Retrofit Incentive	Consumer, Business	2008	Final	n/a	n/a	n/a	n/a	n/a	n/a
433	25	Electricity Retrofit Incentive	Consumer, Business	2008	Final	n/a	n/a	n/a	n/a	n/a	n/a
434	25	Electricity Retrofit Incentive	Consumer, Business	2008	Final	n/a	n/a	n/a	n/a	n/a	n/a
435	25	Electricity Retrofit Incentive	Consumer, Business	2008	Final	n/a	n/a	n/a	n/a	n/a	n/a
436	25	Electricity Retrofit Incentive	Consumer, Business	2008	Final	n/a	n/a	n/a	n/a	n/a	n/a
437	25	Electricity Retrofit Incentive	Consumer, Business	2008	Final	n/a	n/a	n/a	n/a	n/a	n/a
438	25	Electricity Retrofit Incentive	Consumer, Business	2008	Final	n/a	n/a	n/a	n/a	n/a	n/a
439	25	Electricity Retrofit Incentive	Consumer, Business	2008	Final	n/a	n/a	n/a	n/a	n/a	n/a
440	25	Electricity Retrofit Incentive	Consumer, Business	2008	Final	n/a	n/a	n/a	n/a	n/a	n/a
441	25	Electricity Retrofit Incentive	Consumer, Business	2008	Final	n/a	n/a	n/a	n/a	n/a	n/a
442	25	Electricity Retrofit Incentive	Consumer, Business	2008	Final	n/a	n/a	n/a	n/a	n/a	n/a

# OPA Conservation & Demand Management Programs

Measure Results at End-User Level

For: Province Wide

#	Initiative Number	Initiative Name	Program Name	Program Year	Results Status	#
443	25	Electricity Retrofit Incentive	Consumer, Business	2008	Final	279
444	25	Electricity Retrofit Incentive	Consumer, Business	2008	Final	280
445	25	Electricity Retrofit Incentive	Consumer, Business	2008	Final	281
446	25	Electricity Retrofit Incentive	Consumer, Business	2008	Final	282
447	26	Toronto Comprehensive	Consumer, Consumer Low-Income,	2008	Final	1
448	26	Toronto Comprehensive	Consumer, Consumer Low-Income,	2008	Final	2
449	26	Toronto Comprehensive	Consumer, Consumer Low-Income,	2008	Final	3
450	26	Toronto Comprehensive	Consumer, Consumer Low-Income,	2008	Final	4
451	26	Toronto Comprehensive	Consumer, Consumer Low-Income,	2008	Final	5
452	26	Toronto Comprehensive	Consumer, Consumer Low-Income,	2008	Final	6
453	26	Toronto Comprehensive	Consumer, Consumer Low-Income,	2008	Final	7
454	26	Toronto Comprehensive	Consumer, Consumer Low-Income,	2008	Final	8
455	27	High Performance New Construction	Business	2008	Final	1
456	28	Power Savings Blitz	Business	2008	Final	1
457	28	Power Savings Blitz	Business	2008	Final	2
458	28	Power Savings Blitz	Business	2008	Final	3
459	28	Power Savings Blitz	Business	2008	Final	4
460	28	Power Savings Blitz	Business	2008	Final	5
461	28	Power Savings Blitz	Business	2008	Final	6
462	28	Power Savings Blitz	Business	2008	Final	7
463	28	Power Savings Blitz	Business	2008	Final	8
464	29	Demand Response 1	Business, Industrial	2008	Final	1
465	30	Demand Response 3	Business, Industrial	2008	Final	1
466	31	Loblaw & York Region Demand Response	Business, Industrial	2008	Final	1
467	31	Loblaw & York Region Demand Response	Business, Industrial	2008	Final	2
468	32	Renewable Energy Standard Offer	Consumer, Business	2008	Final	1
469	32	Renewable Energy Standard Offer	Consumer, Business	2008	Final	2
470	32	Renewable Energy Standard Offer	Consumer, Business	2008	Final	3
471	32	Renewable Energy Standard Offer	Consumer, Business	2008	Final	4
472	33	Other Customer Based Generation	Business	2008	Final	1
473	34	LDC Custom - Hydro One Networks Inc. - Double Return	Business, Industrial	2008	Final	1
474	35	Great Refrigerator Roundup	Consumer	2009	Final	1
475	35	Great Refrigerator Roundup	Consumer	2009	Final	2
476	35	Great Refrigerator Roundup	Consumer	2009	Final	3

# OPA Conservation & Demand Management Programs

## Measure Results at End-User Level

For: Province Wide

#	Initiative Number	Initiative Name	Program Name	Program Year	Results Status	Measure Name
443	25	Electricity Retrofit Incentive	Consumer, Business	2008	Final	Unitary AC >5.4 & <= 11.25 tons - Industrial Sector
444	25	Electricity Retrofit Incentive	Consumer, Business	2008	Final	Unitary AC >11.25 & <= 20 tons - Industrial Sector
445	25	Electricity Retrofit Incentive	Consumer, Business	2008	Final	Unitary AC 25 tons - Industrial Sector
446	25	Electricity Retrofit Incentive	Consumer, Business	2008	Final	Custom Project - Industrial Sector
447	26	Toronto Comprehensive	Consumer, Consumer Low-Income,	2008	Final	Toronto Hydro-Electric System Limited - Commercial Project
448	26	Toronto Comprehensive	Consumer, Consumer Low-Income,	2008	Final	Toronto Hydro-Electric System Limited - Take A Load Off Project
449	26	Toronto Comprehensive	Consumer, Consumer Low-Income,	2008	Final	Toronto Hydro-Electric System Limited - Keep Cool Project
450	26	Toronto Comprehensive	Consumer, Consumer Low-Income,	2008	Final	Toronto Hydro-Electric System Limited - TABIA SLED Exchange Project
451	26	Toronto Comprehensive	Consumer, Consumer Low-Income,	2008	Final	Toronto Hydro-Electric System Limited - Low-Income Project
452	26	Toronto Comprehensive	Consumer, Consumer Low-Income,	2008	Final	City of Toronto - Commercial Project
453	26	Toronto Comprehensive	Consumer, Consumer Low-Income,	2008	Final	City of Toronto - Multi-Family Project
454	26	Toronto Comprehensive	Consumer, Consumer Low-Income,	2008	Final	Building Owners & Managers Association Project - Commercial Project
455	27	High Performance New Construction	Business	2008	Final	Custom Project
456	28	Power Savings Blitz	Business	2008	Final	T8 Fixture With Electronic Ballast
457	28	Power Savings Blitz	Business	2008	Final	Energy Star® rated LED Exit Sign
458	28	Power Savings Blitz	Business	2008	Final	Energy Star® rated CLF
459	28	Power Savings Blitz	Business	2008	Final	Electric Water Heater Tank Wrap
460	28	Power Savings Blitz	Business	2008	Final	Electric Water Heater Pipe Insulation
461	28	Power Savings Blitz	Business	2008	Final	Aerator
462	28	Power Savings Blitz	Business	2008	Final	Halogen
463	28	Power Savings Blitz	Business	2008	Final	Other
464	29	Demand Response 1	Business, Industrial	2008	Final	Voluntary Load Shedding Project
465	30	Demand Response 3	Business, Industrial	2008	Final	Contractual Load Shedding Project
466	31	Loblaw & York Region Demand Response	Business, Industrial	2008	Final	Rodan Contract
467	31	Loblaw & York Region Demand Response	Business, Industrial	2008	Final	Loblaw Contract
468	32	Renewable Energy Standard Offer	Consumer, Business	2008	Final	Water
469	32	Renewable Energy Standard Offer	Consumer, Business	2008	Final	SolarPV
470	32	Renewable Energy Standard Offer	Consumer, Business	2008	Final	Wind
471	32	Renewable Energy Standard Offer	Consumer, Business	2008	Final	Biogas
472	33	Other Customer Based Generation	Business	2008	Final	Combined Heat & Power
473	34	LDC Custom - Hydro One Networks Inc. - Double Return	Business, Industrial	2008	Final	Custom Project
474	35	Great Refrigerator Roundup	Consumer	2009	Final	Bottom Freezer Fridge - Not Replaced - Not Running (0% of the time)
475	35	Great Refrigerator Roundup	Consumer	2009	Final	Bottom Freezer Fridge - Standard Efficiency Unit Replacement - Not Running (0% of the time)
476	35	Great Refrigerator Roundup	Consumer	2009	Final	Bottom Freezer Fridge - Energy Star Unit Replacement - Not Running (0% of the time)

OPA Conservation & Demand Management Programs

Measure Results at End-User Level

For: Province Wide

#	Initiative Number	Initiative Name	Program Name	Program Year	Results Status
443	25	Electricity Retrofit Incentive	Consumer, Business	2008	Final
444	25	Electricity Retrofit Incentive	Consumer, Business	2008	Final
445	25	Electricity Retrofit Incentive	Consumer, Business	2008	Final
446	25	Electricity Retrofit Incentive	Consumer, Business	2008	Final
447	26	Toronto Comprehensive	Consumer, Consumer Low-Income,	2008	Final
448	26	Toronto Comprehensive	Consumer, Consumer Low-Income,	2008	Final
449	26	Toronto Comprehensive	Consumer, Consumer Low-Income,	2008	Final
450	26	Toronto Comprehensive	Consumer, Consumer Low-Income,	2008	Final
451	26	Toronto Comprehensive	Consumer, Consumer Low-Income,	2008	Final
452	26	Toronto Comprehensive	Consumer, Consumer Low-Income,	2008	Final
453	26	Toronto Comprehensive	Consumer, Consumer Low-Income,	2008	Final
454	26	Toronto Comprehensive	Consumer, Consumer Low-Income,	2008	Final
455	27	High Performance New Construction	Business	2008	Final
456	28	Power Savings Blitz	Business	2008	Final
457	28	Power Savings Blitz	Business	2008	Final
458	28	Power Savings Blitz	Business	2008	Final
459	28	Power Savings Blitz	Business	2008	Final
460	28	Power Savings Blitz	Business	2008	Final
461	28	Power Savings Blitz	Business	2008	Final
462	28	Power Savings Blitz	Business	2008	Final
463	28	Power Savings Blitz	Business	2008	Final
464	29	Demand Response 1	Business, Industrial	2008	Final
465	30	Demand Response 3	Business, Industrial	2008	Final
466	31	Loblaw & York Region Demand Response	Business, Industrial	2008	Final
467	31	Loblaw & York Region Demand Response	Business, Industrial	2008	Final
468	32	Renewable Energy Standard Offer	Consumer, Business	2008	Final
469	32	Renewable Energy Standard Offer	Consumer, Business	2008	Final
470	32	Renewable Energy Standard Offer	Consumer, Business	2008	Final
471	32	Renewable Energy Standard Offer	Consumer, Business	2008	Final
472	33	Other Customer Based Generation	Business	2008	Final
473	34	LDC Custom - Hydro One Networks Inc. - Double Return	Business, Industrial	2008	Final
474	35	Great Refrigerator Roundup	Consumer	2009	Final
475	35	Great Refrigerator Roundup	Consumer	2009	Final
476	35	Great Refrigerator Roundup	Consumer	2009	Final

Unit Savings As			
Gross Summer Peak Demand Savings (kW)	Gross Annual Energy Savings (kWh)	Gross Lifetime Energy Savings (kWh)	Net Summer Peak Demand Savings (kW)
Quasi-Prescriptive	Quasi-Prescriptive	Quasi-Prescriptive	Quasi-Prescriptive
Quasi-Prescriptive	Quasi-Prescriptive	Quasi-Prescriptive	Quasi-Prescriptive
Quasi-Prescriptive	Quasi-Prescriptive	Quasi-Prescriptive	Quasi-Prescriptive
Quasi-Prescriptive	Quasi-Prescriptive	Quasi-Prescriptive	Quasi-Prescriptive
Custom	Custom	Custom	Custom
Custom	Custom	Custom	Custom
Custom	Custom	Custom	Custom
Custom	Custom	Custom	Custom
Custom	Custom	Custom	Custom
Custom	Custom	Custom	Custom
Custom	Custom	Custom	Custom
Custom	Custom	Custom	Custom
0.021	151	2,267	0.020
0.032	237	3,784	0.030
0.026	191	382	0.024
0.047	436	3,054	0.044
0.030	277	4,151	0.028
0.033	310	1,549	0.031
1.960	14	14	1.823
0.000	0	0	0.000
Custom	Custom	Custom	Custom
Custom	Custom	Custom	Custom
19,210.000	0	0	19,210.000
10,000.000	0	0	10,000.000
Custom	Custom	Custom	Custom
Custom	Custom	Custom	Custom
Custom	Custom	Custom	Custom
Custom	Custom	Custom	Custom
Custom	Custom	Custom	Custom
Custom	Custom	Custom	Custom
0.000	0	0	0.000
0.000	0	0	0.000
0.000	0	0	0.000

OPA Conservation & Demand Management Programs

Measure Results at End-User Level

For: Province Wide

#	Initiative Number	Initiative Name	Program Name	Program Year	Results Status	Assumptions				Activity Results (#)
						Net Annual Energy Savings (kWh)	Net Lifetime Energy Savings (kWh)	Aggregate Net-to-Gross Adjustment (%)	Effective Useful Life (EUL)	
443	25	Electricity Retrofit Incentive	Consumer, Business	2008	Final	Quasi-Prescriptive	Quasi-Prescriptive	58.0	15.3	n/a
444	25	Electricity Retrofit Incentive	Consumer, Business	2008	Final	Quasi-Prescriptive	Quasi-Prescriptive	58.0	15.3	n/a
445	25	Electricity Retrofit Incentive	Consumer, Business	2008	Final	Quasi-Prescriptive	Quasi-Prescriptive	58.0	15.3	n/a
446	25	Electricity Retrofit Incentive	Consumer, Business	2008	Final	Quasi-Prescriptive	Quasi-Prescriptive	58.0	15.3	n/a
447	26	Toronto Comprehensive	Consumer, Consumer Low-Income,	2008	Final	Custom	Custom	59.0	15.9	1
448	26	Toronto Comprehensive	Consumer, Consumer Low-Income,	2008	Final	Custom	Custom	70.0	9.0	1
449	26	Toronto Comprehensive	Consumer, Consumer Low-Income,	2008	Final	Custom	Custom	44.0	9.0	1
450	26	Toronto Comprehensive	Consumer, Consumer Low-Income,	2008	Final	Custom	Custom	70.0	5.0	1
451	26	Toronto Comprehensive	Consumer, Consumer Low-Income,	2008	Final	Custom	Custom	70.0	8.0	1
452	26	Toronto Comprehensive	Consumer, Consumer Low-Income,	2008	Final	Custom	Custom	58.0	17.0	1
453	26	Toronto Comprehensive	Consumer, Consumer Low-Income,	2008	Final	Custom	Custom	62.3	9.0	1
454	26	Toronto Comprehensive	Consumer, Consumer Low-Income,	2008	Final	Custom	Custom	62.0	16.3	1
455	27	High Performance New Construction	Business	2008	Final	Custom	Custom	70.0	14.0	1
456	28	Power Savings Blitz	Business	2008	Final	141	2,108	93.0	15.0	18,026
457	28	Power Savings Blitz	Business	2008	Final	220	3,519	93.0	16.0	287
458	28	Power Savings Blitz	Business	2008	Final	177	355	93.0	2.0	3,256
459	28	Power Savings Blitz	Business	2008	Final	406	2,840	93.0	7.0	53
460	28	Power Savings Blitz	Business	2008	Final	257	3,860	93.0	15.0	35
461	28	Power Savings Blitz	Business	2008	Final	288	1,440	93.0	5.0	1
462	28	Power Savings Blitz	Business	2008	Final	13	13	93.0	1.0	0
463	28	Power Savings Blitz	Business	2008	Final	0	0	93.0	0.0	1,775
464	29	Demand Response 1	Business, Industrial	2008	Final	Custom	Custom	100.0	1.0	29
465	30	Demand Response 3	Business, Industrial	2008	Final	Custom	Custom	100.0	1.0	29
466	31	Loblaw & York Region Demand Response	Business, Industrial	2008	Final	0	0	100.0	1.0	1
467	31	Loblaw & York Region Demand Response	Business, Industrial	2008	Final	0	0	100.0	1.0	1
468	32	Renewable Energy Standard Offer	Consumer, Business	2008	Final	Custom	Custom	100.0	20.0	0
469	32	Renewable Energy Standard Offer	Consumer, Business	2008	Final	Custom	Custom	100.0	20.0	116
470	32	Renewable Energy Standard Offer	Consumer, Business	2008	Final	Custom	Custom	100.0	20.0	7
471	32	Renewable Energy Standard Offer	Consumer, Business	2008	Final	Custom	Custom	100.0	20.0	1
472	33	Other Customer Based Generation	Business	2008	Final	Custom	Custom	100.0	20.0	2
473	34	LDC Custom - Hydro One Networks Inc. - Double Return	Business, Industrial	2008	Final	Custom	Custom	100.0	1.0	1
474	35	Great Refrigerator Roundup	Consumer	2009	Final	0	0	54.2	5.0	4,837
475	35	Great Refrigerator Roundup	Consumer	2009	Final	0	0	54.2	5.0	1,791
476	35	Great Refrigerator Roundup	Consumer	2009	Final	0	0	54.2	5.0	9,405



# OPA Conservation & Demand Management Programs

Measure Results at End-User Level

For: Province Wide

#	Initiative Number	Initiative Name	Program Name	Program Year	Results Status	Province Wide Results					
						Gross Summer Peak Demand Savings (kW)	Gross Annual Energy Savings (kWh)	Gross Lifetime Energy Savings (kWh)	Net Summer Peak Demand Savings (kW)	Net Annual Energy Savings (kWh)	Net Lifetime Energy Savings (kWh)
443	25	Electricity Retrofit Incentive	Consumer, Business	2008	Final	n/a	n/a	n/a	n/a	n/a	n/a
444	25	Electricity Retrofit Incentive	Consumer, Business	2008	Final	n/a	n/a	n/a	n/a	n/a	n/a
445	25	Electricity Retrofit Incentive	Consumer, Business	2008	Final	n/a	n/a	n/a	n/a	n/a	n/a
446	25	Electricity Retrofit Incentive	Consumer, Business	2008	Final	n/a	n/a	n/a	n/a	n/a	n/a
447	26	Toronto Comprehensive	Consumer, Consumer Low-Income,	2008	Final	834	5,482,000	86,944,384	492.06	3,234,380	51,297,187
448	26	Toronto Comprehensive	Consumer, Consumer Low-Income,	2008	Final	1,789	6,578,390	59,205,510	1,252.30	4,604,873	41,443,857
449	26	Toronto Comprehensive	Consumer, Consumer Low-Income,	2008	Final	4,969	18,271,670	164,445,030	2,186.36	8,039,535	72,355,813
450	26	Toronto Comprehensive	Consumer, Consumer Low-Income,	2008	Final	0	258,875	1,294,375	0.00	181,213	906,063
451	26	Toronto Comprehensive	Consumer, Consumer Low-Income,	2008	Final	2,782	6,453,769	51,630,152	1,947.40	4,517,638	36,141,106
452	26	Toronto Comprehensive	Consumer, Consumer Low-Income,	2008	Final	1,027	38,372,000	653,858,495	595.66	22,255,760	379,237,927
453	26	Toronto Comprehensive	Consumer, Consumer Low-Income,	2008	Final	242	2,400,101	21,681,032	151.00	1,496,223	13,515,956
454	26	Toronto Comprehensive	Consumer, Consumer Low-Income,	2008	Final	5,922	22,144,000	361,389,988	3,671.64	13,729,280	224,061,793
455	27	High Performance New Construction	Business	2008	Final	485.71	410,000	5,740,000	340.00	287,000	4,018,000
456	28	Power Savings Blitz	Business	2008	Final	378.55	2,724,089	40,861,337	352.05	2,533,403	38,001,043
457	28	Power Savings Blitz	Business	2008	Final	9.18	67,881	1,086,100	8.54	63,130	1,010,073
458	28	Power Savings Blitz	Business	2008	Final	84.66	621,440	1,242,880	78.73	577,939	1,155,879
459	28	Power Savings Blitz	Business	2008	Final	2.49	23,123	161,860	2.32	21,504	150,530
460	28	Power Savings Blitz	Business	2008	Final	1.05	9,685	145,273	0.98	9,007	135,104
461	28	Power Savings Blitz	Business	2008	Final	0.03	310	1,549	0.03	288	1,440
462	28	Power Savings Blitz	Business	2008	Final	0.00	0	0	0.00	0	0
463	28	Power Savings Blitz	Business	2008	Final	0.00	0	0	0.00	0	0
464	29	Demand Response 1	Business, Industrial	2008	Final	439,550.00	0	0	439,550.00	0	0
465	30	Demand Response 3	Business, Industrial	2008	Final	85,000.00	0	0	85,000.00	0	0
466	31	Loblaw & York Region Demand Response	Business, Industrial	2008	Final	19,210.00	0	0	19,210.00	0	0
467	31	Loblaw & York Region Demand Response	Business, Industrial	2008	Final	10,000.00	0	0	10,000.00	0	0
468	32	Renewable Energy Standard Offer	Consumer, Business	2008	Final	0.00	0	0	0.00	0	0
469	32	Renewable Energy Standard Offer	Consumer, Business	2008	Final	1,190.89	1,356,180	27,123,597	1,190.89	1,356,180	27,123,597
470	32	Renewable Energy Standard Offer	Consumer, Business	2008	Final	39.90	104,857	2,097,144	39.90	104,857	2,097,144
471	32	Renewable Energy Standard Offer	Consumer, Business	2008	Final	549.00	3,606,930	72,138,600	549.00	3,606,930	72,138,600
472	33	Other Customer Based Generation	Business	2008	Final	7,300.00	27,497,640	549,952,800	7,300.00	27,497,640	549,952,800
473	34	LDC Custom - Hydro One Networks Inc. - Double Return	Business, Industrial	2008	Final	52,000.00	0	0	52,000.00	0	0
474	35	Great Refrigerator Roundup	Consumer	2009	Final	0.00	0	0	0.00	0	0
475	35	Great Refrigerator Roundup	Consumer	2009	Final	0.00	0	0	0.00	0	0
476	35	Great Refrigerator Roundup	Consumer	2009	Final	0.00	0	0	0.00	0	0

OPA Conservation & Demand Management Programs

Measure Results at End-User Level

For: Province Wide

#	Initiative Number	Initiative Name	Program Name	Program Year	Results Status	#
477	35	Great Refrigerator Roundup	Consumer	2009	Final	4
478	35	Great Refrigerator Roundup	Consumer	2009	Final	5
479	35	Great Refrigerator Roundup	Consumer	2009	Final	6
480	35	Great Refrigerator Roundup	Consumer	2009	Final	7
481	35	Great Refrigerator Roundup	Consumer	2009	Final	8
482	35	Great Refrigerator Roundup	Consumer	2009	Final	9
483	35	Great Refrigerator Roundup	Consumer	2009	Final	10
484	35	Great Refrigerator Roundup	Consumer	2009	Final	11
485	35	Great Refrigerator Roundup	Consumer	2009	Final	12
486	35	Great Refrigerator Roundup	Consumer	2009	Final	13
487	35	Great Refrigerator Roundup	Consumer	2009	Final	14
488	35	Great Refrigerator Roundup	Consumer	2009	Final	15
489	35	Great Refrigerator Roundup	Consumer	2009	Final	16
490	35	Great Refrigerator Roundup	Consumer	2009	Final	17
491	35	Great Refrigerator Roundup	Consumer	2009	Final	18
492	35	Great Refrigerator Roundup	Consumer	2009	Final	19
493	35	Great Refrigerator Roundup	Consumer	2009	Final	20
494	35	Great Refrigerator Roundup	Consumer	2009	Final	21
495	35	Great Refrigerator Roundup	Consumer	2009	Final	22
496	35	Great Refrigerator Roundup	Consumer	2009	Final	23
497	35	Great Refrigerator Roundup	Consumer	2009	Final	24
498	35	Great Refrigerator Roundup	Consumer	2009	Final	25
499	35	Great Refrigerator Roundup	Consumer	2009	Final	26
500	35	Great Refrigerator Roundup	Consumer	2009	Final	27
501	35	Great Refrigerator Roundup	Consumer	2009	Final	28
502	35	Great Refrigerator Roundup	Consumer	2009	Final	29
503	35	Great Refrigerator Roundup	Consumer	2009	Final	30
504	35	Great Refrigerator Roundup	Consumer	2009	Final	31
505	35	Great Refrigerator Roundup	Consumer	2009	Final	32
506	35	Great Refrigerator Roundup	Consumer	2009	Final	33
507	35	Great Refrigerator Roundup	Consumer	2009	Final	34
508	35	Great Refrigerator Roundup	Consumer	2009	Final	35
509	35	Great Refrigerator Roundup	Consumer	2009	Final	36
510	35	Great Refrigerator Roundup	Consumer	2009	Final	37

# OPA Conservation & Demand Management Programs

Measure Results at End-User Level

For: Province Wide

#	Initiative Number	Initiative Name	Program Name	Program Year	Results Status	Measure Name
477	35	Great Refrigerator Roundup	Consumer	2009	Final	Bottom Freezer Fridge - Not Replaced - Running Part Time (38% of the time)
478	35	Great Refrigerator Roundup	Consumer	2009	Final	Bottom Freezer Fridge - Standard Efficiency Unit Replacement - Running Part Time (38% of the time)
479	35	Great Refrigerator Roundup	Consumer	2009	Final	Bottom Freezer Fridge - Energy Star Unit Replacement - Running Part Time (38% of the time)
480	35	Great Refrigerator Roundup	Consumer	2009	Final	Bottom Freezer Fridge - Not Replaced - Running All Time (100% of time time)
481	35	Great Refrigerator Roundup	Consumer	2009	Final	Bottom Freezer Fridge - Standard Efficiency Unit Replacement - Running All Time (100% of time time)
482	35	Great Refrigerator Roundup	Consumer	2009	Final	Bottom Freezer Fridge - Energy Star Unit Replacement - Running All Time (100% of time time)
483	35	Great Refrigerator Roundup	Consumer	2009	Final	Chest Freezer - Not Replaced - Not Running (0% of the time)
484	35	Great Refrigerator Roundup	Consumer	2009	Final	Chest Freezer - Standard Efficiency Unit Replacement - Not Running (0% of the time)
485	35	Great Refrigerator Roundup	Consumer	2009	Final	Chest Freezer - Energy Star Unit Replacement - Not Running (0% of the time)
486	35	Great Refrigerator Roundup	Consumer	2009	Final	Chest Freezer - Not Replaced - Running Part Time (26% of the time)
487	35	Great Refrigerator Roundup	Consumer	2009	Final	Chest Freezer - Standard Efficiency Unit Replacement - Running Part Time (26% of the time)
488	35	Great Refrigerator Roundup	Consumer	2009	Final	Chest Freezer - Energy Star Unit Replacement - Running Part Time (26% of the time)
489	35	Great Refrigerator Roundup	Consumer	2009	Final	Chest Freezer - Not Replaced - Running All Time (100% of time time)
490	35	Great Refrigerator Roundup	Consumer	2009	Final	Chest Freezer - Standard Efficiency Unit Replacement - Running All Time (100% of time time)
491	35	Great Refrigerator Roundup	Consumer	2009	Final	Chest Freezer - Energy Star Unit Replacement - Running All Time (100% of time time)
492	35	Great Refrigerator Roundup	Consumer	2009	Final	Side by Side Fridge-Freezer - Not Replaced - Not Running (0% of the time)
493	35	Great Refrigerator Roundup	Consumer	2009	Final	Side by Side Fridge-Freezer - Standard Efficiency Unit Replacement - Not Running (0% of the time)
494	35	Great Refrigerator Roundup	Consumer	2009	Final	Side by Side Fridge-Freezer - Energy Star Unit Replacement - Not Running (0% of the time)
495	35	Great Refrigerator Roundup	Consumer	2009	Final	Side by Side Fridge-Freezer - Not Replaced - Running Part Time (38% of the time)
496	35	Great Refrigerator Roundup	Consumer	2009	Final	Side by Side Fridge-Freezer - Standard Efficiency Unit Replacement - Running Part Time (38% of the time)
497	35	Great Refrigerator Roundup	Consumer	2009	Final	Side by Side Fridge-Freezer - Energy Star Unit Replacement - Running Part Time (38% of the time)
498	35	Great Refrigerator Roundup	Consumer	2009	Final	Side by Side Fridge-Freezer - Not Replaced - Running All Time (100% of time time)
499	35	Great Refrigerator Roundup	Consumer	2009	Final	Side by Side Fridge-Freezer - Standard Efficiency Unit Replacement - Running All Time (100% of time time)
500	35	Great Refrigerator Roundup	Consumer	2009	Final	Side by Side Fridge-Freezer - Energy Star Unit Replacement - Running All Time (100% of time time)
501	35	Great Refrigerator Roundup	Consumer	2009	Final	Single Door Fridge - Not Replaced - Not Running (0% of the time)
502	35	Great Refrigerator Roundup	Consumer	2009	Final	Single Door Fridge - Standard Efficiency Unit Replacement - Not Running (0% of the time)
503	35	Great Refrigerator Roundup	Consumer	2009	Final	Single Door Fridge - Energy Star Unit Replacement - Not Running (0% of the time)
504	35	Great Refrigerator Roundup	Consumer	2009	Final	Single Door Fridge - Not Replaced - Running Part Time (38% of the time)
505	35	Great Refrigerator Roundup	Consumer	2009	Final	Single Door Fridge - Standard Efficiency Unit Replacement - Running Part Time (38% of the time)
506	35	Great Refrigerator Roundup	Consumer	2009	Final	Single Door Fridge - Energy Star Unit Replacement - Running Part Time (38% of the time)
507	35	Great Refrigerator Roundup	Consumer	2009	Final	Single Door Fridge - Not Replaced - Running All Time (100% of time time)
508	35	Great Refrigerator Roundup	Consumer	2009	Final	Single Door Fridge - Standard Efficiency Unit Replacement - Running All Time (100% of time time)
509	35	Great Refrigerator Roundup	Consumer	2009	Final	Single Door Fridge - Energy Star Unit Replacement - Running All Time (100% of time time)
510	35	Great Refrigerator Roundup	Consumer	2009	Final	Small Fridge (under 10 cubic feet) - Not Replaced - Not Running (0% of the time)

OPA Conservation & Demand Management Programs

Measure Results at End-User Level

For: Province Wide

#	Initiative Number	Initiative Name	Program Name	Program Year	Results Status
477	35	Great Refrigerator Roundup	Consumer	2009	Final
478	35	Great Refrigerator Roundup	Consumer	2009	Final
479	35	Great Refrigerator Roundup	Consumer	2009	Final
480	35	Great Refrigerator Roundup	Consumer	2009	Final
481	35	Great Refrigerator Roundup	Consumer	2009	Final
482	35	Great Refrigerator Roundup	Consumer	2009	Final
483	35	Great Refrigerator Roundup	Consumer	2009	Final
484	35	Great Refrigerator Roundup	Consumer	2009	Final
485	35	Great Refrigerator Roundup	Consumer	2009	Final
486	35	Great Refrigerator Roundup	Consumer	2009	Final
487	35	Great Refrigerator Roundup	Consumer	2009	Final
488	35	Great Refrigerator Roundup	Consumer	2009	Final
489	35	Great Refrigerator Roundup	Consumer	2009	Final
490	35	Great Refrigerator Roundup	Consumer	2009	Final
491	35	Great Refrigerator Roundup	Consumer	2009	Final
492	35	Great Refrigerator Roundup	Consumer	2009	Final
493	35	Great Refrigerator Roundup	Consumer	2009	Final
494	35	Great Refrigerator Roundup	Consumer	2009	Final
495	35	Great Refrigerator Roundup	Consumer	2009	Final
496	35	Great Refrigerator Roundup	Consumer	2009	Final
497	35	Great Refrigerator Roundup	Consumer	2009	Final
498	35	Great Refrigerator Roundup	Consumer	2009	Final
499	35	Great Refrigerator Roundup	Consumer	2009	Final
500	35	Great Refrigerator Roundup	Consumer	2009	Final
501	35	Great Refrigerator Roundup	Consumer	2009	Final
502	35	Great Refrigerator Roundup	Consumer	2009	Final
503	35	Great Refrigerator Roundup	Consumer	2009	Final
504	35	Great Refrigerator Roundup	Consumer	2009	Final
505	35	Great Refrigerator Roundup	Consumer	2009	Final
506	35	Great Refrigerator Roundup	Consumer	2009	Final
507	35	Great Refrigerator Roundup	Consumer	2009	Final
508	35	Great Refrigerator Roundup	Consumer	2009	Final
509	35	Great Refrigerator Roundup	Consumer	2009	Final
510	35	Great Refrigerator Roundup	Consumer	2009	Final

Unit Savings At			
Gross Summer Peak Demand Savings (kW)	Gross Annual Energy Savings (kWh)	Gross Lifetime Energy Savings (kWh)	Net Summer Peak Demand Savings (kW)
0.094	674	3,369	0.051
0.063	454	2,272	0.034
0.070	498	2,492	0.038
0.246	1,769	8,847	0.134
0.167	1,193	5,966	0.090
0.183	1,308	6,542	0.099
0.000	0	0	0.000
0.000	0	0	0.000
0.000	0	0	0.000
0.039	282	1,129	0.020
0.034	247	988	0.018
0.036	261	1,042	0.019
0.153	1,096	4,385	0.079
0.133	959	3,837	0.069
0.141	1,012	4,048	0.073
0.000	0	0	0.000
0.000	0	0	0.000
0.000	0	0	0.000
0.071	507	2,534	0.038
0.036	260	1,299	0.020
0.043	309	1,546	0.023
0.185	1,331	6,653	0.100
0.095	682	3,410	0.052
0.113	812	4,059	0.061
0.000	0	0	0.000
0.000	0	0	0.000
0.000	0	0	0.000
0.058	418	2,090	0.032
0.033	237	1,186	0.018
0.038	273	1,367	0.021
0.153	1,097	5,487	0.083
0.087	623	3,115	0.047
0.100	718	3,589	0.054
0.000	0	0	0.000

OPA Conservation & Demand Management Programs

Measure Results at End-User Level

For: Province Wide

#	Initiative Number	Initiative Name	Program Name	Program Year	Results Status	Assumptions				Activity Results (#)
						Net Annual Energy Savings (kWh)	Net Lifetime Energy Savings (kWh)	Aggregate Net-to-Gross Adjustment (%)	Effective Useful Life (EUL)	
477	35	Great Refrigerator Roundup	Consumer	2009	Final	365	1,826	54.2	5.0	18.907
478	35	Great Refrigerator Roundup	Consumer	2009	Final	246	1,232	54.2	5.0	7.003
479	35	Great Refrigerator Roundup	Consumer	2009	Final	270	1,351	54.2	5.0	36.764
480	35	Great Refrigerator Roundup	Consumer	2009	Final	959	4,795	54.2	5.0	136.748
481	35	Great Refrigerator Roundup	Consumer	2009	Final	647	3,234	54.2	5.0	50.647
482	35	Great Refrigerator Roundup	Consumer	2009	Final	709	3,546	54.2	5.0	265.898
483	35	Great Refrigerator Roundup	Consumer	2009	Final	0	0	51.8	4.0	261.528
484	35	Great Refrigerator Roundup	Consumer	2009	Final	0	0	51.8	4.0	72.338
485	35	Great Refrigerator Roundup	Consumer	2009	Final	0	0	51.8	4.0	330.156
486	35	Great Refrigerator Roundup	Consumer	2009	Final	146	585	51.8	4.0	506.711
487	35	Great Refrigerator Roundup	Consumer	2009	Final	128	512	51.8	4.0	140.154
488	35	Great Refrigerator Roundup	Consumer	2009	Final	135	540	51.8	4.0	639.678
489	35	Great Refrigerator Roundup	Consumer	2009	Final	568	2,271	51.8	4.0	5,067.112
490	35	Great Refrigerator Roundup	Consumer	2009	Final	497	1,987	51.8	4.0	1,401.542
491	35	Great Refrigerator Roundup	Consumer	2009	Final	524	2,097	51.8	4.0	6,396.780
492	35	Great Refrigerator Roundup	Consumer	2009	Final	0	0	54.2	5.0	47.604
493	35	Great Refrigerator Roundup	Consumer	2009	Final	0	0	54.2	5.0	17.631
494	35	Great Refrigerator Roundup	Consumer	2009	Final	0	0	54.2	5.0	92.563
495	35	Great Refrigerator Roundup	Consumer	2009	Final	275	1,373	54.2	5.0	186.087
496	35	Great Refrigerator Roundup	Consumer	2009	Final	141	704	54.2	5.0	68.921
497	35	Great Refrigerator Roundup	Consumer	2009	Final	168	838	54.2	5.0	361.836
498	35	Great Refrigerator Roundup	Consumer	2009	Final	721	3,606	54.2	5.0	1,345.885
499	35	Great Refrigerator Roundup	Consumer	2009	Final	370	1,849	54.2	5.0	498.476
500	35	Great Refrigerator Roundup	Consumer	2009	Final	440	2,200	54.2	5.0	2,616.998
501	35	Great Refrigerator Roundup	Consumer	2009	Final	0	0	54.2	5.0	70.542
502	35	Great Refrigerator Roundup	Consumer	2009	Final	0	0	54.2	5.0	26.127
503	35	Great Refrigerator Roundup	Consumer	2009	Final	0	0	54.2	5.0	137.165
504	35	Great Refrigerator Roundup	Consumer	2009	Final	227	1,133	54.2	5.0	275.754
505	35	Great Refrigerator Roundup	Consumer	2009	Final	129	643	54.2	5.0	102.131
506	35	Great Refrigerator Roundup	Consumer	2009	Final	148	741	54.2	5.0	536.189
507	35	Great Refrigerator Roundup	Consumer	2009	Final	595	2,974	54.2	5.0	1,994.408
508	35	Great Refrigerator Roundup	Consumer	2009	Final	338	1,688	54.2	5.0	738.670
509	35	Great Refrigerator Roundup	Consumer	2009	Final	389	1,946	54.2	5.0	3,878.016
510	35	Great Refrigerator Roundup	Consumer	2009	Final	0	0	54.2	5.0	0.364

# OPA Conservation & Demand Management Programs

Measure Results at End-User Level

For: Province Wide

#	Initiative Number	Initiative Name	Program Name	Program Year	Results Status	Province Wide Results					
						Gross Summer Peak Demand Savings (kW)	Gross Annual Energy Savings (kWh)	Gross Lifetime Energy Savings (kWh)	Net Summer Peak Demand Savings (kW)	Net Annual Energy Savings (kWh)	Net Lifetime Energy Savings (kWh)
477	35	Great Refrigerator Roundup	Consumer	2009	Final	1.77	12,740	63,702	0.96	6,906	34,530
478	35	Great Refrigerator Roundup	Consumer	2009	Final	0.44	3,182	15,911	0.24	1,725	8,625
479	35	Great Refrigerator Roundup	Consumer	2009	Final	2.56	18,320	91,600	1.39	9,930	49,652
480	35	Great Refrigerator Roundup	Consumer	2009	Final	33.68	241,958	1,209,790	18.26	131,154	655,768
481	35	Great Refrigerator Roundup	Consumer	2009	Final	8.44	60,435	302,177	4.57	32,759	163,795
482	35	Great Refrigerator Roundup	Consumer	2009	Final	48.53	347,924	1,739,618	26.31	188,592	942,961
483	35	Great Refrigerator Roundup	Consumer	2009	Final	0.00	0	0	0.00	0	0
484	35	Great Refrigerator Roundup	Consumer	2009	Final	0.00	0	0	0.00	0	0
485	35	Great Refrigerator Roundup	Consumer	2009	Final	0.00	0	0	0.00	0	0
486	35	Great Refrigerator Roundup	Consumer	2009	Final	19.92	143,036	572,142	10.31	74,071	296,285
487	35	Great Refrigerator Roundup	Consumer	2009	Final	4.82	34,616	138,466	2.49	17,926	71,705
488	35	Great Refrigerator Roundup	Consumer	2009	Final	23.19	166,714	666,855	12.01	86,333	345,332
489	35	Great Refrigerator Roundup	Consumer	2009	Final	773.46	5,554,780	22,219,118	400.54	2,876,557	11,506,228
490	35	Great Refrigerator Roundup	Consumer	2009	Final	186.99	1,344,328	5,377,314	96.84	696,164	2,784,656
491	35	Great Refrigerator Roundup	Consumer	2009	Final	900.71	6,474,317	25,897,268	466.43	3,352,742	13,410,967
492	35	Great Refrigerator Roundup	Consumer	2009	Final	0.00	0	0	0.00	0	0
493	35	Great Refrigerator Roundup	Consumer	2009	Final	0.00	0	0	0.00	0	0
494	35	Great Refrigerator Roundup	Consumer	2009	Final	0.00	0	0	0.00	0	0
495	35	Great Refrigerator Roundup	Consumer	2009	Final	13.13	94,296	471,482	7.11	51,113	255,567
496	35	Great Refrigerator Roundup	Consumer	2009	Final	2.50	17,902	89,510	1.35	9,704	48,519
497	35	Great Refrigerator Roundup	Consumer	2009	Final	15.60	111,859	559,295	8.46	60,633	303,166
498	35	Great Refrigerator Roundup	Consumer	2009	Final	249.28	1,790,822	8,954,109	135.12	970,716	4,853,579
499	35	Great Refrigerator Roundup	Consumer	2009	Final	47.47	339,983	1,699,915	25.73	184,288	921,440
500	35	Great Refrigerator Roundup	Consumer	2009	Final	296.32	2,124,360	10,621,798	160.62	1,151,510	5,757,551
501	35	Great Refrigerator Roundup	Consumer	2009	Final	0.00	0	0	0.00	0	0
502	35	Great Refrigerator Roundup	Consumer	2009	Final	0.00	0	0	0.00	0	0
503	35	Great Refrigerator Roundup	Consumer	2009	Final	0.00	0	0	0.00	0	0
504	35	Great Refrigerator Roundup	Consumer	2009	Final	16.04	115,252	576,258	8.70	62,472	312,361
505	35	Great Refrigerator Roundup	Consumer	2009	Final	3.38	24,230	121,149	1.83	13,134	65,669
506	35	Great Refrigerator Roundup	Consumer	2009	Final	20.45	146,585	732,925	11.08	79,456	397,282
507	35	Great Refrigerator Roundup	Consumer	2009	Final	304.68	2,188,790	10,943,951	165.15	1,186,435	5,932,174
508	35	Great Refrigerator Roundup	Consumer	2009	Final	64.25	460,156	2,300,782	34.83	249,428	1,247,140
509	35	Great Refrigerator Roundup	Consumer	2009	Final	388.31	2,783,853	13,919,266	210.49	1,508,989	7,544,945
510	35	Great Refrigerator Roundup	Consumer	2009	Final	0.00	0	0	0.00	0	0



OPA Conservation & Demand Management Programs

Measure Results at End-User Level

For: Province Wide

#	Initiative Number	Initiative Name	Program Name	Program Year	Results Status	#
511	35	Great Refrigerator Roundup	Consumer	2009	Final	38
512	35	Great Refrigerator Roundup	Consumer	2009	Final	39
513	35	Great Refrigerator Roundup	Consumer	2009	Final	40
514	35	Great Refrigerator Roundup	Consumer	2009	Final	41
515	35	Great Refrigerator Roundup	Consumer	2009	Final	42
516	35	Great Refrigerator Roundup	Consumer	2009	Final	43
517	35	Great Refrigerator Roundup	Consumer	2009	Final	44
518	35	Great Refrigerator Roundup	Consumer	2009	Final	45
519	35	Great Refrigerator Roundup	Consumer	2009	Final	46
520	35	Great Refrigerator Roundup	Consumer	2009	Final	47
521	35	Great Refrigerator Roundup	Consumer	2009	Final	48
522	35	Great Refrigerator Roundup	Consumer	2009	Final	49
523	35	Great Refrigerator Roundup	Consumer	2009	Final	50
524	35	Great Refrigerator Roundup	Consumer	2009	Final	51
525	35	Great Refrigerator Roundup	Consumer	2009	Final	52
526	35	Great Refrigerator Roundup	Consumer	2009	Final	53
527	35	Great Refrigerator Roundup	Consumer	2009	Final	54
528	35	Great Refrigerator Roundup	Consumer	2009	Final	55
529	35	Great Refrigerator Roundup	Consumer	2009	Final	56
530	35	Great Refrigerator Roundup	Consumer	2009	Final	57
531	35	Great Refrigerator Roundup	Consumer	2009	Final	58
532	35	Great Refrigerator Roundup	Consumer	2009	Final	59
533	35	Great Refrigerator Roundup	Consumer	2009	Final	60
534	35	Great Refrigerator Roundup	Consumer	2009	Final	61
535	35	Great Refrigerator Roundup	Consumer	2009	Final	62
536	35	Great Refrigerator Roundup	Consumer	2009	Final	63
537	35	Great Refrigerator Roundup	Consumer	2009	Final	64
538	35	Great Refrigerator Roundup	Consumer	2009	Final	65
539	35	Great Refrigerator Roundup	Consumer	2009	Final	66
540	35	Great Refrigerator Roundup	Consumer	2009	Final	67
541	35	Great Refrigerator Roundup	Consumer	2009	Final	68
542	35	Great Refrigerator Roundup	Consumer	2009	Final	69
543	35	Great Refrigerator Roundup	Consumer	2009	Final	70
544	35	Great Refrigerator Roundup	Consumer	2009	Final	71

# OPA Conservation & Demand Management Programs

Measure Results at End-User Level

For: Province Wide

#	Initiative Number	Initiative Name	Program Name	Program Year	Results Status	Measure Name
511	35	Great Refrigerator Roundup	Consumer	2009	Final	Small Fridge (under 10 cubic feet) - Standard Efficiency Unit Replacement - Not Running (0% of the time)
512	35	Great Refrigerator Roundup	Consumer	2009	Final	Small Fridge (under 10 cubic feet) - Energy Star Unit Replacement - Not Running (0% of the time)
513	35	Great Refrigerator Roundup	Consumer	2009	Final	Small Fridge (under 10 cubic feet) - Not Replaced - Running Part Time (38% of the time)
514	35	Great Refrigerator Roundup	Consumer	2009	Final	Small Fridge (under 10 cubic feet) - Standard Efficiency Unit Replacement - Running Part Time (38% of the time)
515	35	Great Refrigerator Roundup	Consumer	2009	Final	Small Fridge (under 10 cubic feet) - Energy Star Unit Replacement - Running Part Time (38% of the time)
516	35	Great Refrigerator Roundup	Consumer	2009	Final	Small Fridge (under 10 cubic feet) - Not Replaced - Running All Time (100% of time time)
517	35	Great Refrigerator Roundup	Consumer	2009	Final	Small Fridge (under 10 cubic feet) - Standard Efficiency Unit Replacement - Running All Time (100% of time time)
518	35	Great Refrigerator Roundup	Consumer	2009	Final	Small Fridge (under 10 cubic feet) - Energy Star Unit Replacement - Running All Time (100% of time time)
519	35	Great Refrigerator Roundup	Consumer	2009	Final	Small Freezer (under 10 cubic feet) - Not Replaced - Not Running (0% of the time)
520	35	Great Refrigerator Roundup	Consumer	2009	Final	Small Freezer (under 10 cubic feet) - Standard Efficiency Unit Replacement - Not Running (0% of the time)
521	35	Great Refrigerator Roundup	Consumer	2009	Final	Small Freezer (under 10 cubic feet) - Energy Star Unit Replacement - Not Running (0% of the time)
522	35	Great Refrigerator Roundup	Consumer	2009	Final	Small Freezer (under 10 cubic feet) - Not Replaced - Running Part Time (26% of the time)
523	35	Great Refrigerator Roundup	Consumer	2009	Final	Small Freezer (under 10 cubic feet) - Standard Efficiency Unit Replacement - Running Part Time (26% of the time)
524	35	Great Refrigerator Roundup	Consumer	2009	Final	Small Freezer (under 10 cubic feet) - Energy Star Unit Replacement - Running Part Time (26% of the time)
525	35	Great Refrigerator Roundup	Consumer	2009	Final	Small Freezer (under 10 cubic feet) - Not Replaced - Running All Time (100% of time time)
526	35	Great Refrigerator Roundup	Consumer	2009	Final	Small Freezer (under 10 cubic feet) - Standard Efficiency Unit Replacement - Running All Time (100% of time time)
527	35	Great Refrigerator Roundup	Consumer	2009	Final	Small Freezer (under 10 cubic feet) - Energy Star Unit Replacement - Running All Time (100% of time time)
528	35	Great Refrigerator Roundup	Consumer	2009	Final	Top Freezer Fridge - Not Replaced - Not Running (0% of the time)
529	35	Great Refrigerator Roundup	Consumer	2009	Final	Top Freezer Fridge - Standard Efficiency Unit Replacement - Not Running (0% of the time)
530	35	Great Refrigerator Roundup	Consumer	2009	Final	Top Freezer Fridge - Energy Star Unit Replacement - Not Running (0% of the time)
531	35	Great Refrigerator Roundup	Consumer	2009	Final	Top Freezer Fridge - Not Replaced - Running Part Time (38% of the time)
532	35	Great Refrigerator Roundup	Consumer	2009	Final	Top Freezer Fridge - Standard Efficiency Unit Replacement - Running Part Time (38% of the time)
533	35	Great Refrigerator Roundup	Consumer	2009	Final	Top Freezer Fridge - Energy Star Unit Replacement - Running Part Time (38% of the time)
534	35	Great Refrigerator Roundup	Consumer	2009	Final	Top Freezer Fridge - Not Replaced - Running All Time (100% of time time)
535	35	Great Refrigerator Roundup	Consumer	2009	Final	Top Freezer Fridge - Standard Efficiency Unit Replacement - Running All Time (100% of time time)
536	35	Great Refrigerator Roundup	Consumer	2009	Final	Top Freezer Fridge - Energy Star Unit Replacement - Running All Time (100% of time time)
537	35	Great Refrigerator Roundup	Consumer	2009	Final	Upright Freezer - Not Replaced - Not Running (0% of the time)
538	35	Great Refrigerator Roundup	Consumer	2009	Final	Upright Freezer - Standard Efficiency Unit Replacement - Not Running (0% of the time)
539	35	Great Refrigerator Roundup	Consumer	2009	Final	Upright Freezer - Energy Star Unit Replacement - Not Running (0% of the time)
540	35	Great Refrigerator Roundup	Consumer	2009	Final	Upright Freezer - Not Replaced - Running Part Time (26% of the time)
541	35	Great Refrigerator Roundup	Consumer	2009	Final	Upright Freezer - Standard Efficiency Unit Replacement - Running Part Time (26% of the time)
542	35	Great Refrigerator Roundup	Consumer	2009	Final	Upright Freezer - Energy Star Unit Replacement - Running Part Time (26% of the time)
543	35	Great Refrigerator Roundup	Consumer	2009	Final	Upright Freezer - Not Replaced - Running All Time (100% of time time)
544	35	Great Refrigerator Roundup	Consumer	2009	Final	Upright Freezer - Standard Efficiency Unit Replacement - Running All Time (100% of time time)

OPA Conservation & Demand Management Programs

Measure Results at End-User Level

For: Province Wide

#	Initiative Number	Initiative Name	Program Name	Program Year	Results Status
511	35	Great Refrigerator Roundup	Consumer	2009	Final
512	35	Great Refrigerator Roundup	Consumer	2009	Final
513	35	Great Refrigerator Roundup	Consumer	2009	Final
514	35	Great Refrigerator Roundup	Consumer	2009	Final
515	35	Great Refrigerator Roundup	Consumer	2009	Final
516	35	Great Refrigerator Roundup	Consumer	2009	Final
517	35	Great Refrigerator Roundup	Consumer	2009	Final
518	35	Great Refrigerator Roundup	Consumer	2009	Final
519	35	Great Refrigerator Roundup	Consumer	2009	Final
520	35	Great Refrigerator Roundup	Consumer	2009	Final
521	35	Great Refrigerator Roundup	Consumer	2009	Final
522	35	Great Refrigerator Roundup	Consumer	2009	Final
523	35	Great Refrigerator Roundup	Consumer	2009	Final
524	35	Great Refrigerator Roundup	Consumer	2009	Final
525	35	Great Refrigerator Roundup	Consumer	2009	Final
526	35	Great Refrigerator Roundup	Consumer	2009	Final
527	35	Great Refrigerator Roundup	Consumer	2009	Final
528	35	Great Refrigerator Roundup	Consumer	2009	Final
529	35	Great Refrigerator Roundup	Consumer	2009	Final
530	35	Great Refrigerator Roundup	Consumer	2009	Final
531	35	Great Refrigerator Roundup	Consumer	2009	Final
532	35	Great Refrigerator Roundup	Consumer	2009	Final
533	35	Great Refrigerator Roundup	Consumer	2009	Final
534	35	Great Refrigerator Roundup	Consumer	2009	Final
535	35	Great Refrigerator Roundup	Consumer	2009	Final
536	35	Great Refrigerator Roundup	Consumer	2009	Final
537	35	Great Refrigerator Roundup	Consumer	2009	Final
538	35	Great Refrigerator Roundup	Consumer	2009	Final
539	35	Great Refrigerator Roundup	Consumer	2009	Final
540	35	Great Refrigerator Roundup	Consumer	2009	Final
541	35	Great Refrigerator Roundup	Consumer	2009	Final
542	35	Great Refrigerator Roundup	Consumer	2009	Final
543	35	Great Refrigerator Roundup	Consumer	2009	Final
544	35	Great Refrigerator Roundup	Consumer	2009	Final

Unit Savings At			
Gross Summer Peak Demand Savings (kW)	Gross Annual Energy Savings (kWh)	Gross Lifetime Energy Savings (kWh)	Net Summer Peak Demand Savings (kW)
0.000	0	0	0.000
0.000	0	0	0.000
0.065	466	2,332	0.035
0.035	252	1,261	0.019
0.041	295	1,475	0.022
0.170	1,225	6,124	0.092
0.092	662	3,311	0.050
0.108	775	3,874	0.059
0.000	0	0	0.000
0.000	0	0	0.000
0.000	0	0	0.000
0.041	296	1,183	0.021
0.027	191	762	0.014
0.028	201	804	0.014
0.160	1,148	4,593	0.083
0.103	740	2,960	0.053
0.109	781	3,123	0.056
0.000	0	0	0.000
0.000	0	0	0.000
0.000	0	0	0.000
0.065	470	2,349	0.035
0.035	252	1,259	0.019
0.041	295	1,477	0.022
0.172	1,234	6,168	0.093
0.092	661	3,307	0.050
0.108	776	3,879	0.059
0.000	0	0	0.000
0.000	0	0	0.000
0.000	0	0	0.000
0.051	365	1,458	0.026
0.025	180	718	0.013
0.026	189	758	0.014
0.197	1,416	5,663	0.102
0.097	697	2,789	0.050

OPA Conservation & Demand Management Programs

Measure Results at End-User Level

For: Province Wide

#	Initiative Number	Initiative Name	Program Name	Program Year	Results Status	Assumptions				Activity Results (#)
						Net Annual Energy Savings (kWh)	Net Lifetime Energy Savings (kWh)	Aggregate Net-to-Gross Adjustment (%)	Effective Useful Life (EUL)	
511	35	Great Refrigerator Roundup	Consumer	2009	Final	0	0	54.2	5.0	0.135
512	35	Great Refrigerator Roundup	Consumer	2009	Final	0	0	54.2	5.0	0.707
513	35	Great Refrigerator Roundup	Consumer	2009	Final	253	1,264	54.2	5.0	1.422
514	35	Great Refrigerator Roundup	Consumer	2009	Final	137	684	54.2	5.0	0.527
515	35	Great Refrigerator Roundup	Consumer	2009	Final	160	800	54.2	5.0	2.764
516	35	Great Refrigerator Roundup	Consumer	2009	Final	664	3,320	54.2	5.0	10.282
517	35	Great Refrigerator Roundup	Consumer	2009	Final	359	1,795	54.2	5.0	3.808
518	35	Great Refrigerator Roundup	Consumer	2009	Final	420	2,100	54.2	5.0	19.992
519	35	Great Refrigerator Roundup	Consumer	2009	Final	0	0	51.8	4.0	0.035
520	35	Great Refrigerator Roundup	Consumer	2009	Final	0	0	51.8	4.0	0.010
521	35	Great Refrigerator Roundup	Consumer	2009	Final	0	0	51.8	4.0	0.045
522	35	Great Refrigerator Roundup	Consumer	2009	Final	153	613	51.8	4.0	0.068
523	35	Great Refrigerator Roundup	Consumer	2009	Final	99	395	51.8	4.0	0.019
524	35	Great Refrigerator Roundup	Consumer	2009	Final	104	416	51.8	4.0	0.086
525	35	Great Refrigerator Roundup	Consumer	2009	Final	595	2,379	51.8	4.0	0.684
526	35	Great Refrigerator Roundup	Consumer	2009	Final	383	1,533	51.8	4.0	0.189
527	35	Great Refrigerator Roundup	Consumer	2009	Final	404	1,617	51.8	4.0	0.863
528	35	Great Refrigerator Roundup	Consumer	2009	Final	0	0	54.2	5.0	396.867
529	35	Great Refrigerator Roundup	Consumer	2009	Final	0	0	54.2	5.0	146.988
530	35	Great Refrigerator Roundup	Consumer	2009	Final	0	0	54.2	5.0	771.685
531	35	Great Refrigerator Roundup	Consumer	2009	Final	255	1,273	54.2	5.0	1,551.388
532	35	Great Refrigerator Roundup	Consumer	2009	Final	137	683	54.2	5.0	574.588
533	35	Great Refrigerator Roundup	Consumer	2009	Final	160	801	54.2	5.0	3,016.588
534	35	Great Refrigerator Roundup	Consumer	2009	Final	669	3,344	54.2	5.0	11,220.505
535	35	Great Refrigerator Roundup	Consumer	2009	Final	358	1,792	54.2	5.0	4,155.743
536	35	Great Refrigerator Roundup	Consumer	2009	Final	421	2,103	54.2	5.0	21,817.648
537	35	Great Refrigerator Roundup	Consumer	2009	Final	0	0	51.8	4.0	48.242
538	35	Great Refrigerator Roundup	Consumer	2009	Final	0	0	51.8	4.0	13.344
539	35	Great Refrigerator Roundup	Consumer	2009	Final	0	0	51.8	4.0	60.902
540	35	Great Refrigerator Roundup	Consumer	2009	Final	189	755	51.8	4.0	93.469
541	35	Great Refrigerator Roundup	Consumer	2009	Final	93	372	51.8	4.0	25.853
542	35	Great Refrigerator Roundup	Consumer	2009	Final	98	392	51.8	4.0	117.997
543	35	Great Refrigerator Roundup	Consumer	2009	Final	733	2,933	51.8	4.0	934.693
544	35	Great Refrigerator Roundup	Consumer	2009	Final	361	1,444	51.8	4.0	258.532

# OPA Conservation & Demand Management Programs

Measure Results at End-User Level

For: Province Wide

#	Initiative Number	Initiative Name	Program Name	Program Year	Results Status	Province Wide Results					
						Gross Summer Peak Demand Savings (kW)	Gross Annual Energy Savings (kWh)	Gross Lifetime Energy Savings (kWh)	Net Summer Peak Demand Savings (kW)	Net Annual Energy Savings (kWh)	Net Lifetime Energy Savings (kWh)
511	35	Great Refrigerator Roundup	Consumer	2009	Final	0.00	0	0	0.00	0	0
512	35	Great Refrigerator Roundup	Consumer	2009	Final	0.00	0	0	0.00	0	0
513	35	Great Refrigerator Roundup	Consumer	2009	Final	0.09	663	3,316	0.05	359	1,797
514	35	Great Refrigerator Roundup	Consumer	2009	Final	0.02	133	664	0.01	72	360
515	35	Great Refrigerator Roundup	Consumer	2009	Final	0.11	816	4,078	0.06	442	2,210
516	35	Great Refrigerator Roundup	Consumer	2009	Final	1.75	12,593	62,967	0.95	6,826	34,132
517	35	Great Refrigerator Roundup	Consumer	2009	Final	0.35	2,522	12,609	0.19	1,367	6,835
518	35	Great Refrigerator Roundup	Consumer	2009	Final	2.16	15,489	77,444	1.17	8,396	41,978
519	35	Great Refrigerator Roundup	Consumer	2009	Final	0.00	0	0	0.00	0	0
520	35	Great Refrigerator Roundup	Consumer	2009	Final	0.00	0	0	0.00	0	0
521	35	Great Refrigerator Roundup	Consumer	2009	Final	0.00	0	0	0.00	0	0
522	35	Great Refrigerator Roundup	Consumer	2009	Final	0.00	20	81	0.00	10	42
523	35	Great Refrigerator Roundup	Consumer	2009	Final	0.00	4	14	0.00	2	7
524	35	Great Refrigerator Roundup	Consumer	2009	Final	0.00	17	69	0.00	9	36
525	35	Great Refrigerator Roundup	Consumer	2009	Final	0.11	785	3,142	0.06	407	1,627
526	35	Great Refrigerator Roundup	Consumer	2009	Final	0.02	140	560	0.01	72	290
527	35	Great Refrigerator Roundup	Consumer	2009	Final	0.09	674	2,697	0.05	349	1,397
528	35	Great Refrigerator Roundup	Consumer	2009	Final	0.00	0	0	0.00	0	0
529	35	Great Refrigerator Roundup	Consumer	2009	Final	0.00	0	0	0.00	0	0
530	35	Great Refrigerator Roundup	Consumer	2009	Final	0.00	0	0	0.00	0	0
531	35	Great Refrigerator Roundup	Consumer	2009	Final	101.46	728,865	3,644,325	54.99	395,082	1,975,408
532	35	Great Refrigerator Roundup	Consumer	2009	Final	20.21	144,723	723,615	10.95	78,447	392,236
533	35	Great Refrigerator Roundup	Consumer	2009	Final	124.32	891,284	4,456,422	67.39	483,121	2,415,606
534	35	Great Refrigerator Roundup	Consumer	2009	Final	1,926.82	13,842,167	69,210,837	1,044.43	7,503,154	37,515,770
535	35	Great Refrigerator Roundup	Consumer	2009	Final	383.75	2,748,494	13,742,469	208.01	1,489,823	7,449,113
536	35	Great Refrigerator Roundup	Consumer	2009	Final	2,361.08	16,926,739	84,633,697	1,279.82	9,175,148	45,875,739
537	35	Great Refrigerator Roundup	Consumer	2009	Final	0.00	0	0	0.00	0	0
538	35	Great Refrigerator Roundup	Consumer	2009	Final	0.00	0	0	0.00	0	0
539	35	Great Refrigerator Roundup	Consumer	2009	Final	0.00	0	0	0.00	0	0
540	35	Great Refrigerator Roundup	Consumer	2009	Final	4.74	34,077	136,307	2.46	17,647	70,587
541	35	Great Refrigerator Roundup	Consumer	2009	Final	0.65	4,642	18,566	0.33	2,404	9,615
542	35	Great Refrigerator Roundup	Consumer	2009	Final	3.11	22,354	89,415	1.61	11,576	46,304
543	35	Great Refrigerator Roundup	Consumer	2009	Final	184.27	1,323,368	5,293,473	95.42	685,310	2,741,239
544	35	Great Refrigerator Roundup	Consumer	2009	Final	25.07	180,254	721,015	12.98	93,345	373,379

OPA Conservation & Demand Management Programs

Measure Results at End-User Level

For: Province Wide

#	Initiative Number	Initiative Name	Program Name	Program Year	Results Status	#
545	35	Great Refrigerator Roundup	Consumer	2009	Final	72
546	35	Great Refrigerator Roundup	Consumer	2009	Final	73
547	35	Great Refrigerator Roundup	Consumer	2009	Final	74
548	35	Great Refrigerator Roundup	Consumer	2009	Final	75
549	35	Great Refrigerator Roundup	Consumer	2009	Final	76
550	35	Great Refrigerator Roundup	Consumer	2009	Final	77
551	35	Great Refrigerator Roundup	Consumer	2009	Final	78
552	35	Great Refrigerator Roundup	Consumer	2009	Final	79
553	35	Great Refrigerator Roundup	Consumer	2009	Final	80
554	35	Great Refrigerator Roundup	Consumer	2009	Final	81
555	35	Great Refrigerator Roundup	Consumer	2009	Final	82
556	35	Great Refrigerator Roundup	Consumer	2009	Final	83
557	35	Great Refrigerator Roundup	Consumer	2009	Final	84
558	35	Great Refrigerator Roundup	Consumer	2009	Final	85
559	35	Great Refrigerator Roundup	Consumer	2009	Final	86
560	35	Great Refrigerator Roundup	Consumer	2009	Final	87
561	35	Great Refrigerator Roundup	Consumer	2009	Final	88
562	35	Great Refrigerator Roundup	Consumer	2009	Final	89
563	35	Great Refrigerator Roundup	Consumer	2009	Final	90
564	36	Cool Savings Rebate	Consumer	2009	Final	1
565	36	Cool Savings Rebate	Consumer	2009	Final	2
566	36	Cool Savings Rebate	Consumer	2009	Final	3
567	36	Cool Savings Rebate	Consumer	2009	Final	4
568	36	Cool Savings Rebate	Consumer	2009	Final	5
569	36	Cool Savings Rebate	Consumer	2009	Final	6
570	36	Cool Savings Rebate	Consumer	2009	Final	7
571	36	Cool Savings Rebate	Consumer	2009	Final	8
572	36	Cool Savings Rebate	Consumer	2009	Final	9
573	36	Cool Savings Rebate	Consumer	2009	Final	10
574	36	Cool Savings Rebate	Consumer	2009	Final	11
575	36	Cool Savings Rebate	Consumer	2009	Final	12
576	36	Cool Savings Rebate	Consumer	2009	Final	13
577	36	Cool Savings Rebate	Consumer	2009	Final	14
578	36	Cool Savings Rebate	Consumer	2009	Final	15



# OPA Conservation & Demand Management Programs

## Measure Results at End-User Level

For: Province Wide

#	Initiative Number	Initiative Name	Program Name	Program Year	Results Status	Measure Name
545	35	Great Refrigerator Roundup	Consumer	2009	Final	Upright Freezer - Energy Star Unit Replacement - Running All Time (100% of time time)
546	35	Great Refrigerator Roundup	Consumer	2009	Final	Dehumidifier - Not Replaced - Not Running (0% of the time)
547	35	Great Refrigerator Roundup	Consumer	2009	Final	Dehumidifier - Standard Efficiency Unit Replacement - Not Running (0% of the time)
548	35	Great Refrigerator Roundup	Consumer	2009	Final	Dehumidifier - Energy Star Unit Replacement - Not Running (0% of the time)
549	35	Great Refrigerator Roundup	Consumer	2009	Final	Dehumidifier - Not Replaced - Running Part Time (n/a% of the time)
550	35	Great Refrigerator Roundup	Consumer	2009	Final	Dehumidifier - Standard Efficiency Unit Replacement - Running Part Time (n/a% of the time)
551	35	Great Refrigerator Roundup	Consumer	2009	Final	Dehumidifier - Energy Star Unit Replacement - Running Part Time (n/a% of the time)
552	35	Great Refrigerator Roundup	Consumer	2009	Final	Dehumidifier - Not Replaced - Running All Time (100% of time time)
553	35	Great Refrigerator Roundup	Consumer	2009	Final	Dehumidifier - Standard Efficiency Unit Replacement - Running All Time (100% of time time)
554	35	Great Refrigerator Roundup	Consumer	2009	Final	Dehumidifier - Energy Star Unit Replacement - Running All Time (100% of time time)
555	35	Great Refrigerator Roundup	Consumer	2009	Final	Window Air Conditioner - Not Replaced - Not Running (0% of the time)
556	35	Great Refrigerator Roundup	Consumer	2009	Final	Window Air Conditioner - Standard Efficiency Unit Replacement - Not Running (0% of the time)
557	35	Great Refrigerator Roundup	Consumer	2009	Final	Window Air Conditioner - Energy Star Unit Replacement - Not Running (0% of the time)
558	35	Great Refrigerator Roundup	Consumer	2009	Final	Window Air Conditioner - Not Replaced - Running Part Time (n/a% of the time)
559	35	Great Refrigerator Roundup	Consumer	2009	Final	Window Air Conditioner - Standard Efficiency Unit Replacement - Running Part Time (n/a% of the time)
560	35	Great Refrigerator Roundup	Consumer	2009	Final	Window Air Conditioner - Energy Star Unit Replacement - Running Part Time (n/a% of the time)
561	35	Great Refrigerator Roundup	Consumer	2009	Final	Window Air Conditioner - Not Replaced - Running All Time (100% of time time)
562	35	Great Refrigerator Roundup	Consumer	2009	Final	Window Air Conditioner - Standard Efficiency Unit Replacement - Running All Time (100% of time time)
563	35	Great Refrigerator Roundup	Consumer	2009	Final	Window Air Conditioner - Energy Star Unit Replacement - Running All Time (100% of time time)
564	36	Cool Savings Rebate	Consumer	2009	Final	Energy Star® 14.5 SEER (Tier 1) Central Air Conditioner (CAC)
565	36	Cool Savings Rebate	Consumer	2009	Final	Energy Star® 14.5 SEER (Tier 1) Central Air Conditioner (CAC) with change in behaviour
566	36	Cool Savings Rebate	Consumer	2009	Final	Energy Star® 15.0 SEER (Tier 2) Central Air Conditioner (CAC)
567	36	Cool Savings Rebate	Consumer	2009	Final	Energy Star® 15.0 SEER (Tier 2) Central Air Conditioner (CAC) with change in behaviour
568	36	Cool Savings Rebate	Consumer	2009	Final	Furnace with Electronically Commutated Motor (ECM), Home constructed before 1980, AHRI Matched CAC & Full
569	36	Cool Savings Rebate	Consumer	2009	Final	Furnace with Electronically Commutated Motor (ECM), Home constructed before 1980, AHRI Matched CAC & Full
570	36	Cool Savings Rebate	Consumer	2009	Final	Furnace with Electronically Commutated Motor (ECM), Home constructed before 1980, AHRI Matched CAC & Full
571	36	Cool Savings Rebate	Consumer	2009	Final	Furnace with Electronically Commutated Motor (ECM), Home constructed before 1980, Unmatched CAC & Full
572	36	Cool Savings Rebate	Consumer	2009	Final	Furnace with Electronically Commutated Motor (ECM), Home constructed before 1980, Unmatched CAC & Full
573	36	Cool Savings Rebate	Consumer	2009	Final	Furnace with Electronically Commutated Motor (ECM), Home constructed before 1980, Unmatched CAC & Full
574	36	Cool Savings Rebate	Consumer	2009	Final	Furnace with Electronically Commutated Motor (ECM), Home constructed before 1980, Heating only, Continuous
575	36	Cool Savings Rebate	Consumer	2009	Final	Furnace with Electronically Commutated Motor (ECM), Home constructed before 1980, Heating only, Non-continuous
576	36	Cool Savings Rebate	Consumer	2009	Final	Furnace with Electronically Commutated Motor (ECM), Home constructed before 1980, Heating only, Continuous
577	36	Cool Savings Rebate	Consumer	2009	Final	Furnace with Electronically Commutated Motor (ECM), Home constructed after 1980, AHRI Matched CAC & Full
578	36	Cool Savings Rebate	Consumer	2009	Final	Furnace with Electronically Commutated Motor (ECM), Home constructed after 1980, AHRI Matched CAC & Full

OPA Conservation & Demand Management Programs

Measure Results at End-User Level

For: Province Wide

#	Initiative Number	Initiative Name	Program Name	Program Year	Results Status
545	35	Great Refrigerator Roundup	Consumer	2009	Final
546	35	Great Refrigerator Roundup	Consumer	2009	Final
547	35	Great Refrigerator Roundup	Consumer	2009	Final
548	35	Great Refrigerator Roundup	Consumer	2009	Final
549	35	Great Refrigerator Roundup	Consumer	2009	Final
550	35	Great Refrigerator Roundup	Consumer	2009	Final
551	35	Great Refrigerator Roundup	Consumer	2009	Final
552	35	Great Refrigerator Roundup	Consumer	2009	Final
553	35	Great Refrigerator Roundup	Consumer	2009	Final
554	35	Great Refrigerator Roundup	Consumer	2009	Final
555	35	Great Refrigerator Roundup	Consumer	2009	Final
556	35	Great Refrigerator Roundup	Consumer	2009	Final
557	35	Great Refrigerator Roundup	Consumer	2009	Final
558	35	Great Refrigerator Roundup	Consumer	2009	Final
559	35	Great Refrigerator Roundup	Consumer	2009	Final
560	35	Great Refrigerator Roundup	Consumer	2009	Final
561	35	Great Refrigerator Roundup	Consumer	2009	Final
562	35	Great Refrigerator Roundup	Consumer	2009	Final
563	35	Great Refrigerator Roundup	Consumer	2009	Final
564	36	Cool Savings Rebate	Consumer	2009	Final
565	36	Cool Savings Rebate	Consumer	2009	Final
566	36	Cool Savings Rebate	Consumer	2009	Final
567	36	Cool Savings Rebate	Consumer	2009	Final
568	36	Cool Savings Rebate	Consumer	2009	Final
569	36	Cool Savings Rebate	Consumer	2009	Final
570	36	Cool Savings Rebate	Consumer	2009	Final
571	36	Cool Savings Rebate	Consumer	2009	Final
572	36	Cool Savings Rebate	Consumer	2009	Final
573	36	Cool Savings Rebate	Consumer	2009	Final
574	36	Cool Savings Rebate	Consumer	2009	Final
575	36	Cool Savings Rebate	Consumer	2009	Final
576	36	Cool Savings Rebate	Consumer	2009	Final
577	36	Cool Savings Rebate	Consumer	2009	Final
578	36	Cool Savings Rebate	Consumer	2009	Final

Unit Savings At			
Gross Summer Peak Demand Savings (kW)	Gross Annual Energy Savings (kWh)	Gross Lifetime Energy Savings (kWh)	Net Summer Peak Demand Savings (kW)
0.102	736	2,943	0.053
0.000	0	0	0.000
0.000	0	0	0.000
0.000	0	0	0.000
0.000	0	0	0.000
0.000	0	0	0.000
0.000	0	0	0.000
0.972	960	3,842	0.350
0.547	540	2,162	0.197
0.468	463	1,851	0.169
0.000	0	0	0.000
0.000	0	0	0.000
0.000	0	0	0.000
0.000	0	0	0.000
0.000	0	0	0.000
0.375	371	1,112	0.133
0.119	118	353	0.042
0.142	141	422	0.051
0.123	113	2,028	0.071
0.346	317	5,704	0.200
0.193	177	3,182	0.112
0.400	366	6,593	0.231
1.658	2,773	52,696	0.658
0.183	324	6,159	0.073
0.054	91	1,730	0.022
1.687	2,823	53,628	0.670
0.211	373	7,091	0.084
0.084	140	2,661	0.033
0.837	1,535	29,162	0.332
0.177	324	6,159	0.070
0.105	192	3,650	0.042
1.714	2,867	54,464	0.681
0.117	207	3,935	0.046

# OPA Conservation & Demand Management Programs

Measure Results at End-User Level

For: Province Wide

#	Initiative Number	Initiative Name	Program Name	Program Year	Results Status	Assumptions				Activity Results (#)
						Net Annual Energy Savings (kWh)	Net Lifetime Energy Savings (kWh)	Aggregate Net-to-Gross Adjustment (%)	Effective Useful Life (EUL)	
545	35	Great Refrigerator Roundup	Consumer	2009	Final	381	1,524	51.8	4.0	1,179.968
546	35	Great Refrigerator Roundup	Consumer	2009	Final	0	0	36.0	4.0	0.000
547	35	Great Refrigerator Roundup	Consumer	2009	Final	0	0	36.0	4.0	0.000
548	35	Great Refrigerator Roundup	Consumer	2009	Final	0	0	36.0	4.0	0.000
549	35	Great Refrigerator Roundup	Consumer	2009	Final	0	0	36.0	4.0	0.000
550	35	Great Refrigerator Roundup	Consumer	2009	Final	0	0	36.0	4.0	0.000
551	35	Great Refrigerator Roundup	Consumer	2009	Final	0	0	36.0	4.0	0.000
552	35	Great Refrigerator Roundup	Consumer	2009	Final	346	1,383	36.0	4.0	309.103
553	35	Great Refrigerator Roundup	Consumer	2009	Final	195	778	36.0	4.0	171.724
554	35	Great Refrigerator Roundup	Consumer	2009	Final	167	666	36.0	4.0	515.172
555	35	Great Refrigerator Roundup	Consumer	2009	Final	0	0	35.6	3.0	0.000
556	35	Great Refrigerator Roundup	Consumer	2009	Final	0	0	35.6	3.0	0.000
557	35	Great Refrigerator Roundup	Consumer	2009	Final	0	0	35.6	3.0	0.000
558	35	Great Refrigerator Roundup	Consumer	2009	Final	0	0	35.6	3.0	0.000
559	35	Great Refrigerator Roundup	Consumer	2009	Final	0	0	35.6	3.0	0.000
560	35	Great Refrigerator Roundup	Consumer	2009	Final	0	0	35.6	3.0	0.000
561	35	Great Refrigerator Roundup	Consumer	2009	Final	132	395	35.6	3.0	941.757
562	35	Great Refrigerator Roundup	Consumer	2009	Final	42	125	35.6	3.0	122.838
563	35	Great Refrigerator Roundup	Consumer	2009	Final	50	150	35.6	3.0	450.405
564	36	Cool Savings Rebate	Consumer	2009	Final	65	1,172	57.8	18.0	9,760
565	36	Cool Savings Rebate	Consumer	2009	Final	183	3,295	57.8	18.0	1,523
566	36	Cool Savings Rebate	Consumer	2009	Final	102	1,838	57.8	18.0	25,645
567	36	Cool Savings Rebate	Consumer	2009	Final	212	3,808	57.8	18.0	4,002
568	36	Cool Savings Rebate	Consumer	2009	Final	1,101	20,924	39.7	19.0	2,178.000
569	36	Cool Savings Rebate	Consumer	2009	Final	129	2,446	39.7	19.0	8,949.000
570	36	Cool Savings Rebate	Consumer	2009	Final	36	687	39.7	19.0	710.000
571	36	Cool Savings Rebate	Consumer	2009	Final	1,121	21,294	39.7	19.0	3,844.000
572	36	Cool Savings Rebate	Consumer	2009	Final	148	2,816	39.7	19.0	15,795.000
573	36	Cool Savings Rebate	Consumer	2009	Final	56	1,057	39.7	19.0	1,254.000
574	36	Cool Savings Rebate	Consumer	2009	Final	609	11,579	39.7	19.0	630.000
575	36	Cool Savings Rebate	Consumer	2009	Final	129	2,446	39.7	19.0	2,588.000
576	36	Cool Savings Rebate	Consumer	2009	Final	76	1,449	39.7	19.0	205.000
577	36	Cool Savings Rebate	Consumer	2009	Final	1,138	21,626	39.7	19.0	2,557.000
578	36	Cool Savings Rebate	Consumer	2009	Final	82	1,563	39.7	19.0	10,505.000

# OPA Conservation & Demand Management Programs

Measure Results at End-User Level

For: Province Wide

#	Initiative Number	Initiative Name	Program Name	Program Year	Results Status	Province Wide Results					
						Gross Summer Peak Demand Savings (kW)	Gross Annual Energy Savings (kWh)	Gross Lifetime Energy Savings (kWh)	Net Summer Peak Demand Savings (kW)	Net Annual Energy Savings (kWh)	Net Lifetime Energy Savings (kWh)
545	35	Great Refrigerator Roundup	Consumer	2009	Final	120.77	868,106	3,472,424	62.54	449,551	1,798,204
546	35	Great Refrigerator Roundup	Consumer	2009	Final	0.00	0	0	0.00	0	0
547	35	Great Refrigerator Roundup	Consumer	2009	Final	0.00	0	0	0.00	0	0
548	35	Great Refrigerator Roundup	Consumer	2009	Final	0.00	0	0	0.00	0	0
549	35	Great Refrigerator Roundup	Consumer	2009	Final	0.00	0	0	0.00	0	0
550	35	Great Refrigerator Roundup	Consumer	2009	Final	0.00	0	0	0.00	0	0
551	35	Great Refrigerator Roundup	Consumer	2009	Final	0.00	0	0	0.00	0	0
552	35	Great Refrigerator Roundup	Consumer	2009	Final	300.52	296,883	1,187,534	108.19	106,878	427,512
553	35	Great Refrigerator Roundup	Consumer	2009	Final	93.94	92,802	371,206	33.82	33,409	133,634
554	35	Great Refrigerator Roundup	Consumer	2009	Final	241.28	238,364	953,457	86.86	85,811	343,244
555	35	Great Refrigerator Roundup	Consumer	2009	Final	0.00	0	0	0.00	0	0
556	35	Great Refrigerator Roundup	Consumer	2009	Final	0.00	0	0	0.00	0	0
557	35	Great Refrigerator Roundup	Consumer	2009	Final	0.00	0	0	0.00	0	0
558	35	Great Refrigerator Roundup	Consumer	2009	Final	0.00	0	0	0.00	0	0
559	35	Great Refrigerator Roundup	Consumer	2009	Final	0.00	0	0	0.00	0	0
560	35	Great Refrigerator Roundup	Consumer	2009	Final	0.00	0	0	0.00	0	0
561	35	Great Refrigerator Roundup	Consumer	2009	Final	353.31	349,043	1,047,130	125.65	124,135	372,405
562	35	Great Refrigerator Roundup	Consumer	2009	Final	14.62	14,448	43,344	5.20	5,138	15,415
563	35	Great Refrigerator Roundup	Consumer	2009	Final	64.11	63,333	189,999	22.80	22,524	67,572
564	36	Cool Savings Rebate	Consumer	2009	Final	1,202.49	1,099,838	19,797,091	694.64	635,342	11,436,159
565	36	Cool Savings Rebate	Consumer	2009	Final	527.67	482,629	8,687,314	304.82	278,799	5,018,389
566	36	Cool Savings Rebate	Consumer	2009	Final	4,956.91	4,533,749	81,607,489	2,863.45	2,619,005	47,142,091
567	36	Cool Savings Rebate	Consumer	2009	Final	1,602.54	1,465,735	26,383,234	925.74	846,709	15,240,768
568	36	Cool Savings Rebate	Consumer	2009	Final	3,611.50	6,040,652	114,772,393	1,434.04	2,398,604	45,573,479
569	36	Cool Savings Rebate	Consumer	2009	Final	1,636.73	2,901,030	55,119,574	649.91	1,151,932	21,886,716
570	36	Cool Savings Rebate	Consumer	2009	Final	38.65	64,645	1,228,248	15.35	25,669	487,709
571	36	Cool Savings Rebate	Consumer	2009	Final	6,486.69	10,849,737	206,144,997	2,575.71	4,308,181	81,855,440
572	36	Cool Savings Rebate	Consumer	2009	Final	3,325.72	5,894,693	111,999,168	1,320.57	2,340,647	44,472,295
573	36	Cool Savings Rebate	Consumer	2009	Final	105.02	175,654	3,337,428	41.70	69,748	1,325,216
574	36	Cool Savings Rebate	Consumer	2009	Final	527.20	966,938	18,371,823	209.34	383,949	7,295,028
575	36	Cool Savings Rebate	Consumer	2009	Final	457.42	838,961	15,940,268	181.63	333,132	6,329,514
576	36	Cool Savings Rebate	Consumer	2009	Final	21.47	39,381	748,241	8.53	15,637	297,109
577	36	Cool Savings Rebate	Consumer	2009	Final	4,382.20	7,329,732	139,264,905	1,740.07	2,910,468	55,298,893
578	36	Cool Savings Rebate	Consumer	2009	Final	1,227.51	2,175,701	41,338,312	487.42	863,921	16,414,493

OPA Conservation & Demand Management Programs

Measure Results at End-User Level

For: Province Wide

#	Initiative Number	Initiative Name	Program Name	Program Year	Results Status	#
579	36	Cool Savings Rebate	Consumer	2009	Final	16
580	36	Cool Savings Rebate	Consumer	2009	Final	17
581	36	Cool Savings Rebate	Consumer	2009	Final	18
582	36	Cool Savings Rebate	Consumer	2009	Final	19
583	36	Cool Savings Rebate	Consumer	2009	Final	20
584	36	Cool Savings Rebate	Consumer	2009	Final	21
585	36	Cool Savings Rebate	Consumer	2009	Final	22
586	36	Cool Savings Rebate	Consumer	2009	Final	23
587	36	Cool Savings Rebate	Consumer	2009	Final	24
588	36	Cool Savings Rebate	Consumer	2009	Final	25
589	36	Cool Savings Rebate	Consumer	2009	Final	26
590	36	Cool Savings Rebate	Consumer	2009	Final	27
591	36	Cool Savings Rebate	Consumer	2009	Final	28
592	36	Cool Savings Rebate	Consumer	2009	Final	29
593	36	Cool Savings Rebate	Consumer	2009	Final	30
594	36	Cool Savings Rebate	Consumer	2009	Final	31
595	36	Cool Savings Rebate	Consumer	2009	Final	32
596	36	Cool Savings Rebate	Consumer	2009	Final	33
597	37	Every Kilowatt Counts Power Savings Event	Consumer	2009	Final	1
598	37	Every Kilowatt Counts Power Savings Event	Consumer	2009	Final	2
599	37	Every Kilowatt Counts Power Savings Event	Consumer	2009	Final	3
600	37	Every Kilowatt Counts Power Savings Event	Consumer	2009	Final	4
601	37	Every Kilowatt Counts Power Savings Event	Consumer	2009	Final	5
602	37	Every Kilowatt Counts Power Savings Event	Consumer	2009	Final	6
603	37	Every Kilowatt Counts Power Savings Event	Consumer	2009	Final	7
604	37	Every Kilowatt Counts Power Savings Event	Consumer	2009	Final	8
605	37	Every Kilowatt Counts Power Savings Event	Consumer	2009	Final	9
606	37	Every Kilowatt Counts Power Savings Event	Consumer	2009	Final	10
607	37	Every Kilowatt Counts Power Savings Event	Consumer	2009	Final	11
608	37	Every Kilowatt Counts Power Savings Event	Consumer	2009	Final	12
609	37	Every Kilowatt Counts Power Savings Event	Consumer	2009	Final	13
610	37	Every Kilowatt Counts Power Savings Event	Consumer	2009	Final	14
611	37	Every Kilowatt Counts Power Savings Event	Consumer	2009	Final	15
612	37	Every Kilowatt Counts Power Savings Event	Consumer	2009	Final	16

# OPA Conservation & Demand Management Programs

Measure Results at End-User Level

For: Province Wide

#	Initiative Number	Initiative Name	Program Name	Program Year	Results Status	Measure Name
579	36	Cool Savings Rebate	Consumer	2009	Final	Furnace with Electronically Commutated Motor (ECM), Home constructed after 1980, AHRI Matched CAC & Full
580	36	Cool Savings Rebate	Consumer	2009	Final	Furnace with Electronically Commutated Motor (ECM), Home constructed after 1980, Unmatched CAC & Furna
581	36	Cool Savings Rebate	Consumer	2009	Final	Furnace with Electronically Commutated Motor (ECM), Home constructed after 1980, Unmatched CAC & Furna
582	36	Cool Savings Rebate	Consumer	2009	Final	Furnace with Electronically Commutated Motor (ECM), Home constructed after 1980, Unmatched CAC & Furna
583	36	Cool Savings Rebate	Consumer	2009	Final	Furnace with Electronically Commutated Motor (ECM), Home constructed after 1980, Heating only, Continuous
584	36	Cool Savings Rebate	Consumer	2009	Final	Furnace with Electronically Commutated Motor (ECM), Home constructed after 1980, Heating only, Non-contin
585	36	Cool Savings Rebate	Consumer	2009	Final	Furnace with Electronically Commutated Motor (ECM), Home constructed after 1980, Heating only, Continuous
586	36	Cool Savings Rebate	Consumer	2009	Final	Programmable Thermostat - Central Air Conditioning (CAC) & Gas heating
587	36	Cool Savings Rebate	Consumer	2009	Final	Programmable Thermostat - Energy Star® Central Air Conditioning (CAC) & Gas Heating
588	36	Cool Savings Rebate	Consumer	2009	Final	Programmable Thermostat - Gas Heating only
589	36	Cool Savings Rebate	Consumer	2009	Final	Participant Spillover - Lighting
590	36	Cool Savings Rebate	Consumer	2009	Final	Participant Spillover - Cooling or Heating
591	36	Cool Savings Rebate	Consumer	2009	Final	Participant Spillover - Water heating
592	36	Cool Savings Rebate	Consumer	2009	Final	Participant Spillover - Appliances
593	36	Cool Savings Rebate	Consumer	2009	Final	Participant Spillover - Insulation of other weatherization
594	36	Cool Savings Rebate	Consumer	2009	Final	Participant Spillover - Windows
595	36	Cool Savings Rebate	Consumer	2009	Final	Participant Spillover - Roof products
596	36	Cool Savings Rebate	Consumer	2009	Final	Participant Spillover - Other products
597	37	Every Kilowatt Counts Power Savings Event	Consumer	2009	Final	Energy Star Qualified Compact Fluorescent - Spring Campaign - Participant Rebated
598	37	Every Kilowatt Counts Power Savings Event	Consumer	2009	Final	ENERGY STAR Decorative CFLs - Spring Campaign - Participant Rebated
599	37	Every Kilowatt Counts Power Savings Event	Consumer	2009	Final	ENERGY STAR Fixtures - Spring Campaign - Participant Rebated
600	37	Every Kilowatt Counts Power Savings Event	Consumer	2009	Final	ENERGY STAR Ceiling Fans - Spring Campaign - Participant Rebated
601	37	Every Kilowatt Counts Power Savings Event	Consumer	2009	Final	Heavy Duty Pool and Spa Timers - Spring Campaign - Participant Rebated
602	37	Every Kilowatt Counts Power Savings Event	Consumer	2009	Final	Clotheslines - Spring Campaign - Participant Rebated
603	37	Every Kilowatt Counts Power Savings Event	Consumer	2009	Final	Pipe Wrap - Spring Campaign - Participant Rebated
604	37	Every Kilowatt Counts Power Savings Event	Consumer	2009	Final	Water Blanket - Spring Campaign - Participant Rebated
605	37	Every Kilowatt Counts Power Savings Event	Consumer	2009	Final	Window Film - Spring Campaign - Participant Rebated
606	37	Every Kilowatt Counts Power Savings Event	Consumer	2009	Final	Energy Star Qualified Window Air Conditioner - Spring Campaign - Participant Promoted
607	37	Every Kilowatt Counts Power Savings Event	Consumer	2009	Final	Energy Star Qualified Dehumidifiers - Spring Campaign - Participant Promoted
608	37	Every Kilowatt Counts Power Savings Event	Consumer	2009	Final	Programmable Thermostat - Spring Campaign - Participant Promoted
609	37	Every Kilowatt Counts Power Savings Event	Consumer	2009	Final	Solar Power Products - Spring Campaign - Participant Promoted
610	37	Every Kilowatt Counts Power Savings Event	Consumer	2009	Final	Control Products - Spring Campaign - Participant Promoted
611	37	Every Kilowatt Counts Power Savings Event	Consumer	2009	Final	Window Blinds and Awnings - Spring Campaign - Participant Promoted
612	37	Every Kilowatt Counts Power Savings Event	Consumer	2009	Final	Reduce power to electronics (Behavioural) - Spring Campaign - Participant Spillover



OPA Conservation & Demand Management Programs

Measure Results at End-User Level

For: Province Wide

#	Initiative Number	Initiative Name	Program Name	Program Year	Results Status
579	36	Cool Savings Rebate	Consumer	2009	Final
580	36	Cool Savings Rebate	Consumer	2009	Final
581	36	Cool Savings Rebate	Consumer	2009	Final
582	36	Cool Savings Rebate	Consumer	2009	Final
583	36	Cool Savings Rebate	Consumer	2009	Final
584	36	Cool Savings Rebate	Consumer	2009	Final
585	36	Cool Savings Rebate	Consumer	2009	Final
586	36	Cool Savings Rebate	Consumer	2009	Final
587	36	Cool Savings Rebate	Consumer	2009	Final
588	36	Cool Savings Rebate	Consumer	2009	Final
589	36	Cool Savings Rebate	Consumer	2009	Final
590	36	Cool Savings Rebate	Consumer	2009	Final
591	36	Cool Savings Rebate	Consumer	2009	Final
592	36	Cool Savings Rebate	Consumer	2009	Final
593	36	Cool Savings Rebate	Consumer	2009	Final
594	36	Cool Savings Rebate	Consumer	2009	Final
595	36	Cool Savings Rebate	Consumer	2009	Final
596	36	Cool Savings Rebate	Consumer	2009	Final
597	37	Every Kilowatt Counts Power Savings Event	Consumer	2009	Final
598	37	Every Kilowatt Counts Power Savings Event	Consumer	2009	Final
599	37	Every Kilowatt Counts Power Savings Event	Consumer	2009	Final
600	37	Every Kilowatt Counts Power Savings Event	Consumer	2009	Final
601	37	Every Kilowatt Counts Power Savings Event	Consumer	2009	Final
602	37	Every Kilowatt Counts Power Savings Event	Consumer	2009	Final
603	37	Every Kilowatt Counts Power Savings Event	Consumer	2009	Final
604	37	Every Kilowatt Counts Power Savings Event	Consumer	2009	Final
605	37	Every Kilowatt Counts Power Savings Event	Consumer	2009	Final
606	37	Every Kilowatt Counts Power Savings Event	Consumer	2009	Final
607	37	Every Kilowatt Counts Power Savings Event	Consumer	2009	Final
608	37	Every Kilowatt Counts Power Savings Event	Consumer	2009	Final
609	37	Every Kilowatt Counts Power Savings Event	Consumer	2009	Final
610	37	Every Kilowatt Counts Power Savings Event	Consumer	2009	Final
611	37	Every Kilowatt Counts Power Savings Event	Consumer	2009	Final
612	37	Every Kilowatt Counts Power Savings Event	Consumer	2009	Final

Unit Savings At			
Gross Summer Peak Demand Savings (kW)	Gross Annual Energy Savings (kWh)	Gross Lifetime Energy Savings (kWh)	Net Summer Peak Demand Savings (kW)
-0.029	-49	-931	-0.012
1.750	2,927	55,605	0.695
0.151	267	5,076	0.060
0.007	11	209	0.003
0.856	1,570	29,827	0.340
0.113	207	3,935	0.045
0.041	76	1,445	0.016
0.026	30	452	0.010
0.022	26	385	0.009
0.000	9	140	0.000
0.001	40	200	0.001
0.087	100	300	0.087
0.011	141	1,411	0.011
0.008	76	304	0.008
0.029	75	750	0.029
0.085	100	1,001	0.085
0.004	50	750	0.004
0.004	50	250	0.004
0.001	23	185	0.000
0.001	26	155	0.001
0.004	116	1,852	0.002
0.002	71	715	0.002
0.060	454	4,541	0.045
0.009	77	773	0.005
0.001	8	48	0.000
0.004	52	525	0.003
0.000	0	0	0.000
0.098	96	1,157	0.065
0.025	284	3,408	0.017
0.050	138	2,067	0.023
0.000	5	24	0.000
0.001	72	722	0.001
0.000	0	0	0.000
0.002	21	21	0.000

OPA Conservation & Demand Management Programs

Measure Results at End-User Level

For: Province Wide

#	Initiative Number	Initiative Name	Program Name	Program Year	Results Status	Assumptions				Activity Results (#)
						Net Annual Energy Savings (kWh)	Net Lifetime Energy Savings (kWh)	Aggregate Net-to-Gross Adjustment (%)	Effective Useful Life (EUL)	
579	36	Cool Savings Rebate	Consumer	2009	Final	-19	-370	39.7	19.0	834.000
580	36	Cool Savings Rebate	Consumer	2009	Final	1,162	22,079	39.7	19.0	4,513.000
581	36	Cool Savings Rebate	Consumer	2009	Final	106	2,015	39.7	19.0	18,542.000
582	36	Cool Savings Rebate	Consumer	2009	Final	4	83	39.7	19.0	1,472.000
583	36	Cool Savings Rebate	Consumer	2009	Final	623	11,844	39.7	19.0	740.000
584	36	Cool Savings Rebate	Consumer	2009	Final	82	1,563	39.7	19.0	3,038.000
585	36	Cool Savings Rebate	Consumer	2009	Final	30	574	39.7	19.0	241.000
586	36	Cool Savings Rebate	Consumer	2009	Final	12	177	39.2	15.0	20,378.000
587	36	Cool Savings Rebate	Consumer	2009	Final	10	151	39.2	15.0	27,312.000
588	36	Cool Savings Rebate	Consumer	2009	Final	4	55	39.2	15.0	5,823.000
589	36	Cool Savings Rebate	Consumer	2009	Final	40	200	100.0	5.0	2,824.083
590	36	Cool Savings Rebate	Consumer	2009	Final	100	300	100.0	3.0	1,021.786
591	36	Cool Savings Rebate	Consumer	2009	Final	141	1,411	100.0	10.0	1,382.398
592	36	Cool Savings Rebate	Consumer	2009	Final	76	304	100.0	4.0	1,936.882
593	36	Cool Savings Rebate	Consumer	2009	Final	75	750	100.0	10.0	2,858.260
594	36	Cool Savings Rebate	Consumer	2009	Final	100	1,001	100.0	10.0	2,231.557
595	36	Cool Savings Rebate	Consumer	2009	Final	50	750	100.0	15.0	1,079.953
596	36	Cool Savings Rebate	Consumer	2009	Final	50	250	100.0	5.0	1,198.433
597	37	Every Kilowatt Counts Power Savings Event	Consumer	2009	Final	16	127	68.7	8.0	107,520
598	37	Every Kilowatt Counts Power Savings Event	Consumer	2009	Final	20	119	77.0	6.0	254,972
599	37	Every Kilowatt Counts Power Savings Event	Consumer	2009	Final	61	983	53.1	16.0	20,752
600	37	Every Kilowatt Counts Power Savings Event	Consumer	2009	Final	55	546	76.4	10.0	8,929
601	37	Every Kilowatt Counts Power Savings Event	Consumer	2009	Final	344	3,435	75.7	10.0	3,377
602	37	Every Kilowatt Counts Power Savings Event	Consumer	2009	Final	43	428	55.4	10.0	8,624
603	37	Every Kilowatt Counts Power Savings Event	Consumer	2009	Final	6	38	78.2	6.0	7,108
604	37	Every Kilowatt Counts Power Savings Event	Consumer	2009	Final	42	422	80.3	10.0	939
605	37	Every Kilowatt Counts Power Savings Event	Consumer	2009	Final	0	0	48.9	0.0	2,456
606	37	Every Kilowatt Counts Power Savings Event	Consumer	2009	Final	65	775	67.0	12.0	8,840
607	37	Every Kilowatt Counts Power Savings Event	Consumer	2009	Final	193	2,321	68.1	12.0	8,382
608	37	Every Kilowatt Counts Power Savings Event	Consumer	2009	Final	62	936	45.3	15.0	20,562
609	37	Every Kilowatt Counts Power Savings Event	Consumer	2009	Final	3	14	60.4	5.0	53,697
610	37	Every Kilowatt Counts Power Savings Event	Consumer	2009	Final	39	385	53.4	10.0	26,717
611	37	Every Kilowatt Counts Power Savings Event	Consumer	2009	Final	0	0	28.5	0.0	27,765
612	37	Every Kilowatt Counts Power Savings Event	Consumer	2009	Final	3	3	15.0	1.0	11,198

# OPA Conservation & Demand Management Programs

Measure Results at End-User Level

For: Province Wide

#	Initiative Number	Initiative Name	Program Name	Program Year	Results Status	Province Wide Results					
						Gross Summer Peak Demand Savings (kW)	Gross Annual Energy Savings (kWh)	Gross Lifetime Energy Savings (kWh)	Net Summer Peak Demand Savings (kW)	Net Annual Energy Savings (kWh)	Net Lifetime Energy Savings (kWh)
579	36	Cool Savings Rebate	Consumer	2009	Final	-24.45	-40,888	-776,870	-9.71	-16,236	-308,477
580	36	Cool Savings Rebate	Consumer	2009	Final	7,896.37	13,207,601	250,944,417	3,135.47	5,244,435	99,644,259
581	36	Cool Savings Rebate	Consumer	2009	Final	2,794.64	4,953,368	94,113,987	1,109.69	1,966,868	37,370,501
582	36	Cool Savings Rebate	Consumer	2009	Final	9.69	16,201	307,813	3.85	6,433	122,225
583	36	Cool Savings Rebate	Consumer	2009	Final	633.38	1,161,682	22,071,965	251.50	461,277	8,764,270
584	36	Cool Savings Rebate	Consumer	2009	Final	343.06	629,203	11,954,859	136.22	249,842	4,747,000
585	36	Cool Savings Rebate	Consumer	2009	Final	9.99	18,326	348,191	3.97	7,277	138,258
586	36	Cool Savings Rebate	Consumer	2009	Final	531.13	613,383	9,200,743	208.18	240,416	3,606,236
587	36	Cool Savings Rebate	Consumer	2009	Final	606.68	700,637	10,509,561	237.79	274,615	4,119,228
588	36	Cool Savings Rebate	Consumer	2009	Final	0.00	54,445	816,677	0.00	21,340	320,097
589	36	Cool Savings Rebate	Consumer	2009	Final	3.50	113,024	565,119	3.50	113,024	565,119
590	36	Cool Savings Rebate	Consumer	2009	Final	88.52	102,233	306,700	88.52	102,233	306,700
591	36	Cool Savings Rebate	Consumer	2009	Final	15.10	195,023	1,950,226	15.10	195,023	1,950,226
592	36	Cool Savings Rebate	Consumer	2009	Final	14.61	147,015	588,062	14.61	147,015	588,062
593	36	Cool Savings Rebate	Consumer	2009	Final	81.59	214,484	2,144,844	81.59	214,484	2,144,844
594	36	Cool Savings Rebate	Consumer	2009	Final	190.26	223,275	2,232,754	190.26	223,275	2,232,754
595	36	Cool Savings Rebate	Consumer	2009	Final	4.68	54,027	810,399	4.68	54,027	810,399
596	36	Cool Savings Rebate	Consumer	2009	Final	5.19	59,954	299,769	5.19	59,954	299,769
597	37	Every Kilowatt Counts Power Savings Event	Consumer	2009	Final	77.36	2,490,889	19,927,109	53.17	1,711,967	13,695,733
598	37	Every Kilowatt Counts Power Savings Event	Consumer	2009	Final	204.61	6,588,284	39,529,704	157.64	5,075,922	30,455,531
599	37	Every Kilowatt Counts Power Savings Event	Consumer	2009	Final	74.60	2,402,134	38,434,137	39.61	1,275,419	20,406,697
600	37	Every Kilowatt Counts Power Savings Event	Consumer	2009	Final	19.82	638,344	6,383,435	15.15	487,952	4,879,516
601	37	Every Kilowatt Counts Power Savings Event	Consumer	2009	Final	202.93	1,533,411	15,334,111	153.52	1,160,059	11,600,589
602	37	Every Kilowatt Counts Power Savings Event	Consumer	2009	Final	74.48	666,383	6,663,830	41.23	368,891	3,688,906
603	37	Every Kilowatt Counts Power Savings Event	Consumer	2009	Final	4.44	57,379	344,271	3.47	44,885	269,309
604	37	Every Kilowatt Counts Power Savings Event	Consumer	2009	Final	3.81	49,271	492,708	3.06	39,584	395,837
605	37	Every Kilowatt Counts Power Savings Event	Consumer	2009	Final	0.00	0	0	0.00	0	0
606	37	Every Kilowatt Counts Power Savings Event	Consumer	2009	Final	862.84	852,207	10,226,482	578.38	571,260	6,855,114
607	37	Every Kilowatt Counts Power Savings Event	Consumer	2009	Final	206.36	2,380,469	28,565,626	140.52	1,620,986	19,451,831
608	37	Every Kilowatt Counts Power Savings Event	Consumer	2009	Final	1,031.89	2,833,388	42,500,822	467.39	1,283,358	19,250,372
609	37	Every Kilowatt Counts Power Savings Event	Consumer	2009	Final	0.00	257,744	1,288,722	0.00	155,685	778,423
610	37	Every Kilowatt Counts Power Savings Event	Consumer	2009	Final	38.45	1,928,997	19,289,970	20.51	1,029,278	10,292,783
611	37	Every Kilowatt Counts Power Savings Event	Consumer	2009	Final	0.00	0	0	0.00	0	0
612	37	Every Kilowatt Counts Power Savings Event	Consumer	2009	Final	20.67	238,419	238,419	3.10	35,718	35,718

# OPA Conservation & Demand Management Programs

Measure Results at End-User Level

For: Province Wide

#	Initiative Number	Initiative Name	Program Name	Program Year	Results Status	#
613	37	Every Kilowatt Counts Power Savings Event	Consumer	2009	Final	17
614	37	Every Kilowatt Counts Power Savings Event	Consumer	2009	Final	18
615	37	Every Kilowatt Counts Power Savings Event	Consumer	2009	Final	19
616	37	Every Kilowatt Counts Power Savings Event	Consumer	2009	Final	20
617	37	Every Kilowatt Counts Power Savings Event	Consumer	2009	Final	21
618	37	Every Kilowatt Counts Power Savings Event	Consumer	2009	Final	22
619	37	Every Kilowatt Counts Power Savings Event	Consumer	2009	Final	23
620	37	Every Kilowatt Counts Power Savings Event	Consumer	2009	Final	24
621	37	Every Kilowatt Counts Power Savings Event	Consumer	2009	Final	25
622	37	Every Kilowatt Counts Power Savings Event	Consumer	2009	Final	26
623	37	Every Kilowatt Counts Power Savings Event	Consumer	2009	Final	27
624	37	Every Kilowatt Counts Power Savings Event	Consumer	2009	Final	28
625	37	Every Kilowatt Counts Power Savings Event	Consumer	2009	Final	29
626	37	Every Kilowatt Counts Power Savings Event	Consumer	2009	Final	30
627	37	Every Kilowatt Counts Power Savings Event	Consumer	2009	Final	31
628	37	Every Kilowatt Counts Power Savings Event	Consumer	2009	Final	32
629	37	Every Kilowatt Counts Power Savings Event	Consumer	2009	Final	33
630	37	Every Kilowatt Counts Power Savings Event	Consumer	2009	Final	34
631	37	Every Kilowatt Counts Power Savings Event	Consumer	2009	Final	35
632	37	Every Kilowatt Counts Power Savings Event	Consumer	2009	Final	36
633	37	Every Kilowatt Counts Power Savings Event	Consumer	2009	Final	37
634	37	Every Kilowatt Counts Power Savings Event	Consumer	2009	Final	38
635	37	Every Kilowatt Counts Power Savings Event	Consumer	2009	Final	39
636	37	Every Kilowatt Counts Power Savings Event	Consumer	2009	Final	40
637	37	Every Kilowatt Counts Power Savings Event	Consumer	2009	Final	41
638	37	Every Kilowatt Counts Power Savings Event	Consumer	2009	Final	42
639	37	Every Kilowatt Counts Power Savings Event	Consumer	2009	Final	43
640	37	Every Kilowatt Counts Power Savings Event	Consumer	2009	Final	44
641	37	Every Kilowatt Counts Power Savings Event	Consumer	2009	Final	45
642	37	Every Kilowatt Counts Power Savings Event	Consumer	2009	Final	46
643	37	Every Kilowatt Counts Power Savings Event	Consumer	2009	Final	47
644	37	Every Kilowatt Counts Power Savings Event	Consumer	2009	Final	48
645	37	Every Kilowatt Counts Power Savings Event	Consumer	2009	Final	49
646	37	Every Kilowatt Counts Power Savings Event	Consumer	2009	Final	50

# OPA Conservation & Demand Management Programs

## Measure Results at End-User Level

For: Province Wide

#	Initiative Number	Initiative Name	Program Name	Program Year	Results Status	Measure Name
613	37	Every Kilowatt Counts Power Savings Event	Consumer	2009	Final	Installed CFLs - Spring Campaign - Participant Spillover
614	37	Every Kilowatt Counts Power Savings Event	Consumer	2009	Final	Washed in Cold Laundry (Behavioural) - Spring Campaign - Participant Spillover
615	37	Every Kilowatt Counts Power Savings Event	Consumer	2009	Final	Turned off/Reduced lights (Behavioural) - Spring Campaign - Participant Spillover
616	37	Every Kilowatt Counts Power Savings Event	Consumer	2009	Final	Dried clothes outside or on rack (Behavioural) - Spring Campaign - Participant Spillover
617	37	Every Kilowatt Counts Power Savings Event	Consumer	2009	Final	Installed a new energy efficient appliance - Refrigerator - Spring Campaign - Participant Spillover
618	37	Every Kilowatt Counts Power Savings Event	Consumer	2009	Final	Unplugged devices usually left plugged in (Behavioural) - Spring Campaign - Participant Spillover
619	37	Every Kilowatt Counts Power Savings Event	Consumer	2009	Final	Installed a new energy efficient appliance - Clothes washing machine - Spring Campaign - Participant Spillover
620	37	Every Kilowatt Counts Power Savings Event	Consumer	2009	Final	Added ceiling/attic/wall/basement insulation - Spring Campaign - Participant Spillover
621	37	Every Kilowatt Counts Power Savings Event	Consumer	2009	Final	Installed Programmable Thermostat - Spring Campaign - Participant Spillover
622	37	Every Kilowatt Counts Power Savings Event	Consumer	2009	Final	Energy Star Qualified Compact Fluorescent - Spring Campaign - Non-Participant Rebated
623	37	Every Kilowatt Counts Power Savings Event	Consumer	2009	Final	ENERGY STAR Decorative CFLs - Spring Campaign - Non-Participant Rebated
624	37	Every Kilowatt Counts Power Savings Event	Consumer	2009	Final	ENERGY STAR Fixtures - Spring Campaign - Non-Participant Rebated
625	37	Every Kilowatt Counts Power Savings Event	Consumer	2009	Final	ENERGY STAR Ceiling Fans - Spring Campaign - Non-Participant Rebated
626	37	Every Kilowatt Counts Power Savings Event	Consumer	2009	Final	Heavy Duty Pool and Spa Timers - Spring Campaign - Non-Participant Rebated
627	37	Every Kilowatt Counts Power Savings Event	Consumer	2009	Final	Clotheslines - Spring Campaign - Non-Participant Rebated
628	37	Every Kilowatt Counts Power Savings Event	Consumer	2009	Final	Pipe Wrap - Spring Campaign - Non-Participant Rebated
629	37	Every Kilowatt Counts Power Savings Event	Consumer	2009	Final	Water Blanket - Spring Campaign - Non-Participant Rebated
630	37	Every Kilowatt Counts Power Savings Event	Consumer	2009	Final	Window Film - Spring Campaign - Non-Participant Rebated
631	37	Every Kilowatt Counts Power Savings Event	Consumer	2009	Final	Energy Star Qualified Window Air Conditioner - Spring Campaign - Non-Participant Promoted
632	37	Every Kilowatt Counts Power Savings Event	Consumer	2009	Final	Energy Star Qualified Dehumidifiers - Spring Campaign - Non-Participant Promoted
633	37	Every Kilowatt Counts Power Savings Event	Consumer	2009	Final	Programmable Thermostat - Spring Campaign - Non-Participant Promoted
634	37	Every Kilowatt Counts Power Savings Event	Consumer	2009	Final	Solar Power Products - Spring Campaign - Non-Participant Promoted
635	37	Every Kilowatt Counts Power Savings Event	Consumer	2009	Final	Control Products - Spring Campaign - Non-Participant Promoted
636	37	Every Kilowatt Counts Power Savings Event	Consumer	2009	Final	Window Blinds and Awnings - Spring Campaign - Non-Participant Promoted
637	37	Every Kilowatt Counts Power Savings Event	Consumer	2009	Final	Energy Star Qualified Compact Fluorescent - Autumn Campaign - Participant Rebated
638	37	Every Kilowatt Counts Power Savings Event	Consumer	2009	Final	ENERGY STAR Specialty CFLs - Autumn Campaign - Participant Rebated
639	37	Every Kilowatt Counts Power Savings Event	Consumer	2009	Final	ENERGY STAR Fixtures - Autumn Campaign - Participant Rebated
640	37	Every Kilowatt Counts Power Savings Event	Consumer	2009	Final	Weatherstripping - adhesive foam or V-strip - Autumn Campaign - Participant Rebated
641	37	Every Kilowatt Counts Power Savings Event	Consumer	2009	Final	Weatherstripping - door frame kits - Autumn Campaign - Participant Rebated
642	37	Every Kilowatt Counts Power Savings Event	Consumer	2009	Final	Programmable Thermostat - Autumn Campaign - Participant Rebated
643	37	Every Kilowatt Counts Power Savings Event	Consumer	2009	Final	Pipe Wrap - Autumn Campaign - Participant Rebated
644	37	Every Kilowatt Counts Power Savings Event	Consumer	2009	Final	Water Blanket - Autumn Campaign - Participant Rebated
645	37	Every Kilowatt Counts Power Savings Event	Consumer	2009	Final	Lighting/Appliance Controls - Autumn Campaign - Participant Rebated
646	37	Every Kilowatt Counts Power Savings Event	Consumer	2009	Final	Energy Star Qualified Holiday LED Lights - Autumn Campaign - Participant Promoted

OPA Conservation & Demand Management Programs

Measure Results at End-User Level

For: Province Wide

#	Initiative Number	Initiative Name	Program Name	Program Year	Results Status
613	37	Every Kilowatt Counts Power Savings Event	Consumer	2009	Final
614	37	Every Kilowatt Counts Power Savings Event	Consumer	2009	Final
615	37	Every Kilowatt Counts Power Savings Event	Consumer	2009	Final
616	37	Every Kilowatt Counts Power Savings Event	Consumer	2009	Final
617	37	Every Kilowatt Counts Power Savings Event	Consumer	2009	Final
618	37	Every Kilowatt Counts Power Savings Event	Consumer	2009	Final
619	37	Every Kilowatt Counts Power Savings Event	Consumer	2009	Final
620	37	Every Kilowatt Counts Power Savings Event	Consumer	2009	Final
621	37	Every Kilowatt Counts Power Savings Event	Consumer	2009	Final
622	37	Every Kilowatt Counts Power Savings Event	Consumer	2009	Final
623	37	Every Kilowatt Counts Power Savings Event	Consumer	2009	Final
624	37	Every Kilowatt Counts Power Savings Event	Consumer	2009	Final
625	37	Every Kilowatt Counts Power Savings Event	Consumer	2009	Final
626	37	Every Kilowatt Counts Power Savings Event	Consumer	2009	Final
627	37	Every Kilowatt Counts Power Savings Event	Consumer	2009	Final
628	37	Every Kilowatt Counts Power Savings Event	Consumer	2009	Final
629	37	Every Kilowatt Counts Power Savings Event	Consumer	2009	Final
630	37	Every Kilowatt Counts Power Savings Event	Consumer	2009	Final
631	37	Every Kilowatt Counts Power Savings Event	Consumer	2009	Final
632	37	Every Kilowatt Counts Power Savings Event	Consumer	2009	Final
633	37	Every Kilowatt Counts Power Savings Event	Consumer	2009	Final
634	37	Every Kilowatt Counts Power Savings Event	Consumer	2009	Final
635	37	Every Kilowatt Counts Power Savings Event	Consumer	2009	Final
636	37	Every Kilowatt Counts Power Savings Event	Consumer	2009	Final
637	37	Every Kilowatt Counts Power Savings Event	Consumer	2009	Final
638	37	Every Kilowatt Counts Power Savings Event	Consumer	2009	Final
639	37	Every Kilowatt Counts Power Savings Event	Consumer	2009	Final
640	37	Every Kilowatt Counts Power Savings Event	Consumer	2009	Final
641	37	Every Kilowatt Counts Power Savings Event	Consumer	2009	Final
642	37	Every Kilowatt Counts Power Savings Event	Consumer	2009	Final
643	37	Every Kilowatt Counts Power Savings Event	Consumer	2009	Final
644	37	Every Kilowatt Counts Power Savings Event	Consumer	2009	Final
645	37	Every Kilowatt Counts Power Savings Event	Consumer	2009	Final
646	37	Every Kilowatt Counts Power Savings Event	Consumer	2009	Final

Unit Savings At			
Gross Summer Peak Demand Savings (kW)	Gross Annual Energy Savings (kWh)	Gross Lifetime Energy Savings (kWh)	Net Summer Peak Demand Savings (kW)
0.003	101	811	0.000
0.002	30	30	0.000
0.008	263	263	0.001
0.008	74	74	0.001
0.007	65	908	0.001
0.006	70	70	0.001
0.014	122	1,713	0.002
0.104	394	7,880	0.012
0.022	308	4,625	0.003
0.001	22	179	0.000
0.001	26	157	0.000
0.002	68	1,083	0.001
0.002	71	715	0.000
0.060	454	4,541	0.008
0.009	77	773	0.001
0.001	8	48	0.000
0.004	52	525	0.001
0.000	0	0	0.000
0.098	96	1,157	0.042
0.025	284	3,408	0.011
0.050	138	2,067	0.015
0.000	5	24	0.000
0.001	72	722	0.000
0.000	0	0	0.000
0.001	25	204	0.001
0.001	21	125	0.000
0.004	119	1,856	0.003
0.001	15	229	0.001
0.001	17	257	0.001
0.000	32	482	0.000
0.001	7	39	0.000
0.004	56	558	0.003
0.001	21	365	0.001
0.000	14	69	0.000



OPA Conservation & Demand Management Programs

Measure Results at End-User Level

For: Province Wide

#	Initiative Number	Initiative Name	Program Name	Program Year	Results Status	Assumptions				Activity Results (#)
						Net Annual Energy Savings (kWh)	Net Lifetime Energy Savings (kWh)	Aggregate Net-to-Gross Adjustment (%)	Effective Useful Life (EUL)	
613	37	Every Kilowatt Counts Power Savings Event	Consumer	2009	Final	13	106	13.1	8.0	9,823
614	37	Every Kilowatt Counts Power Savings Event	Consumer	2009	Final	4	4	14.2	1.0	9,757
615	37	Every Kilowatt Counts Power Savings Event	Consumer	2009	Final	31	31	11.7	1.0	9,102
616	37	Every Kilowatt Counts Power Savings Event	Consumer	2009	Final	8	8	11.1	1.0	7,924
617	37	Every Kilowatt Counts Power Savings Event	Consumer	2009	Final	9	128	14.1	14.0	7,138
618	37	Every Kilowatt Counts Power Savings Event	Consumer	2009	Final	14	14	20.3	1.0	6,810
619	37	Every Kilowatt Counts Power Savings Event	Consumer	2009	Final	14	200	11.7	14.0	4,256
620	37	Every Kilowatt Counts Power Savings Event	Consumer	2009	Final	46	921	11.7	20.0	4,256
621	37	Every Kilowatt Counts Power Savings Event	Consumer	2009	Final	39	579	12.5	15.0	4,191
622	37	Every Kilowatt Counts Power Savings Event	Consumer	2009	Final	8	62	34.8	8.0	81,862
623	37	Every Kilowatt Counts Power Savings Event	Consumer	2009	Final	10	63	39.8	6.0	40,637
624	37	Every Kilowatt Counts Power Savings Event	Consumer	2009	Final	27	440	40.6	16.0	38,281
625	37	Every Kilowatt Counts Power Savings Event	Consumer	2009	Final	10	97	13.5	10.0	11,190
626	37	Every Kilowatt Counts Power Savings Event	Consumer	2009	Final	61	614	13.5	10.0	7,067
627	37	Every Kilowatt Counts Power Savings Event	Consumer	2009	Final	10	104	13.5	10.0	25,913
628	37	Every Kilowatt Counts Power Savings Event	Consumer	2009	Final	1	7	13.5	6.0	60,072
629	37	Every Kilowatt Counts Power Savings Event	Consumer	2009	Final	7	71	13.5	10.0	8,834
630	37	Every Kilowatt Counts Power Savings Event	Consumer	2009	Final	0	0	13.5	0.0	25,324
631	37	Every Kilowatt Counts Power Savings Event	Consumer	2009	Final	42	501	43.3	12.0	14,723
632	37	Every Kilowatt Counts Power Savings Event	Consumer	2009	Final	125	1,498	44.0	12.0	17,668
633	37	Every Kilowatt Counts Power Savings Event	Consumer	2009	Final	40	604	29.2	15.0	27,680
634	37	Every Kilowatt Counts Power Savings Event	Consumer	2009	Final	2	9	39.0	5.0	179,626
635	37	Every Kilowatt Counts Power Savings Event	Consumer	2009	Final	25	249	34.4	10.0	61,838
636	37	Every Kilowatt Counts Power Savings Event	Consumer	2009	Final	0	0	18.4	0.0	103,653
637	37	Every Kilowatt Counts Power Savings Event	Consumer	2009	Final	18	142	69.4	8.0	486,573
638	37	Every Kilowatt Counts Power Savings Event	Consumer	2009	Final	15	89	71.5	6.0	196,764
639	37	Every Kilowatt Counts Power Savings Event	Consumer	2009	Final	83	1,299	70.0	15.6	23,483
640	37	Every Kilowatt Counts Power Savings Event	Consumer	2009	Final	9	132	57.5	15.0	21,756
641	37	Every Kilowatt Counts Power Savings Event	Consumer	2009	Final	9	137	53.5	15.0	14,244
642	37	Every Kilowatt Counts Power Savings Event	Consumer	2009	Final	22	325	67.4	15.0	9,448
643	37	Every Kilowatt Counts Power Savings Event	Consumer	2009	Final	3	18	44.9	6.0	8,134
644	37	Every Kilowatt Counts Power Savings Event	Consumer	2009	Final	35	351	63.0	10.0	1,807
645	37	Every Kilowatt Counts Power Savings Event	Consumer	2009	Final	15	262	71.8	17.0	16,496
646	37	Every Kilowatt Counts Power Savings Event	Consumer	2009	Final	8	40	58.8	5.0	57,931

# OPA Conservation & Demand Management Programs

Measure Results at End-User Level

For: Province Wide

#	Initiative Number	Initiative Name	Program Name	Program Year	Results Status	Province Wide Results					
						Gross Summer Peak Demand Savings (kW)	Gross Annual Energy Savings (kWh)	Gross Lifetime Energy Savings (kWh)	Net Summer Peak Demand Savings (kW)	Net Annual Energy Savings (kWh)	Net Lifetime Energy Savings (kWh)
613	37	Every Kilowatt Counts Power Savings Event	Consumer	2009	Final	30.94	996,243	7,969,947	4.06	130,647	1,045,176
614	37	Every Kilowatt Counts Power Savings Event	Consumer	2009	Final	22.66	293,006	293,006	3.22	41,651	41,651
615	37	Every Kilowatt Counts Power Savings Event	Consumer	2009	Final	74.29	2,392,073	2,392,073	8.73	281,051	281,051
616	37	Every Kilowatt Counts Power Savings Event	Consumer	2009	Final	65.66	587,425	587,425	7.30	65,294	65,294
617	37	Every Kilowatt Counts Power Savings Event	Consumer	2009	Final	47.40	462,954	6,481,353	6.68	65,284	913,977
618	37	Every Kilowatt Counts Power Savings Event	Consumer	2009	Final	41.44	478,013	478,013	8.42	97,142	97,142
619	37	Every Kilowatt Counts Power Savings Event	Consumer	2009	Final	58.20	520,719	7,290,063	6.80	60,835	851,692
620	37	Every Kilowatt Counts Power Savings Event	Consumer	2009	Final	441.97	1,677,051	33,541,028	51.64	195,929	3,918,572
621	37	Every Kilowatt Counts Power Savings Event	Consumer	2009	Final	91.23	1,292,323	19,384,840	11.41	161,654	2,424,806
622	37	Every Kilowatt Counts Power Savings Event	Consumer	2009	Final	56.98	1,834,574	14,676,593	19.81	637,801	5,102,409
623	37	Every Kilowatt Counts Power Savings Event	Consumer	2009	Final	33.04	1,063,879	6,383,275	13.16	423,582	2,541,489
624	37	Every Kilowatt Counts Power Savings Event	Consumer	2009	Final	80.46	2,590,863	41,453,801	32.69	1,052,538	16,840,607
625	37	Every Kilowatt Counts Power Savings Event	Consumer	2009	Final	24.84	799,971	7,999,714	3.36	108,159	1,081,594
626	37	Every Kilowatt Counts Power Savings Event	Consumer	2009	Final	424.69	3,209,062	32,090,615	57.42	433,878	4,338,782
627	37	Every Kilowatt Counts Power Savings Event	Consumer	2009	Final	223.81	2,002,336	20,023,364	30.26	270,724	2,707,241
628	37	Every Kilowatt Counts Power Savings Event	Consumer	2009	Final	37.51	484,921	2,909,528	5.07	65,563	393,380
629	37	Every Kilowatt Counts Power Savings Event	Consumer	2009	Final	35.85	463,537	4,635,371	4.85	62,672	626,721
630	37	Every Kilowatt Counts Power Savings Event	Consumer	2009	Final	0.00	0	0	0.00	0	0
631	37	Every Kilowatt Counts Power Savings Event	Consumer	2009	Final	1,437.04	1,419,340	17,032,074	621.92	614,261	7,371,130
632	37	Every Kilowatt Counts Power Savings Event	Consumer	2009	Final	434.99	5,017,748	60,212,975	191.24	2,205,991	26,471,888
633	37	Every Kilowatt Counts Power Savings Event	Consumer	2009	Final	1,389.11	3,814,252	57,213,773	406.22	1,115,396	16,730,945
634	37	Every Kilowatt Counts Power Savings Event	Consumer	2009	Final	0.00	862,205	4,311,023	0.00	336,236	1,681,182
635	37	Every Kilowatt Counts Power Savings Event	Consumer	2009	Final	88.99	4,464,736	44,647,356	30.65	1,538,066	15,380,663
636	37	Every Kilowatt Counts Power Savings Event	Consumer	2009	Final	0.00	0	0	0.00	0	0
637	37	Every Kilowatt Counts Power Savings Event	Consumer	2009	Final	385.30	12,406,158	99,249,265	267.37	8,609,004	68,872,031
638	37	Every Kilowatt Counts Power Savings Event	Consumer	2009	Final	127.16	4,094,280	24,565,677	90.89	2,926,562	17,559,371
639	37	Every Kilowatt Counts Power Savings Event	Consumer	2009	Final	86.84	2,796,208	43,578,142	60.79	1,957,345	30,504,700
640	37	Every Kilowatt Counts Power Savings Event	Consumer	2009	Final	21.39	332,563	4,988,443	12.30	191,224	2,868,355
641	37	Every Kilowatt Counts Power Savings Event	Consumer	2009	Final	15.70	244,100	3,661,500	8.39	130,503	1,957,540
642	37	Every Kilowatt Counts Power Savings Event	Consumer	2009	Final	0.00	303,728	4,555,923	0.00	204,822	3,072,328
643	37	Every Kilowatt Counts Power Savings Event	Consumer	2009	Final	4.14	53,537	321,221	1.86	24,056	144,335
644	37	Every Kilowatt Counts Power Savings Event	Consumer	2009	Final	7.80	100,785	1,007,852	4.91	63,449	634,489
645	37	Every Kilowatt Counts Power Savings Event	Consumer	2009	Final	12.08	353,739	6,021,983	8.68	254,049	4,324,878
646	37	Every Kilowatt Counts Power Savings Event	Consumer	2009	Final	0.00	793,650	3,968,248	0.00	466,472	2,332,358

OPA Conservation & Demand Management Programs

Measure Results at End-User Level

For: Province Wide

#	Initiative Number	Initiative Name	Program Name	Program Year	Results Status	#
647	37	Every Kilowatt Counts Power Savings Event	Consumer	2009	Final	51
648	37	Every Kilowatt Counts Power Savings Event	Consumer	2009	Final	52
649	37	Every Kilowatt Counts Power Savings Event	Consumer	2009	Final	53
650	37	Every Kilowatt Counts Power Savings Event	Consumer	2009	Final	54
651	37	Every Kilowatt Counts Power Savings Event	Consumer	2009	Final	55
652	37	Every Kilowatt Counts Power Savings Event	Consumer	2009	Final	56
653	37	Every Kilowatt Counts Power Savings Event	Consumer	2009	Final	57
654	37	Every Kilowatt Counts Power Savings Event	Consumer	2009	Final	58
655	37	Every Kilowatt Counts Power Savings Event	Consumer	2009	Final	59
656	37	Every Kilowatt Counts Power Savings Event	Consumer	2009	Final	60
657	37	Every Kilowatt Counts Power Savings Event	Consumer	2009	Final	61
658	37	Every Kilowatt Counts Power Savings Event	Consumer	2009	Final	62
659	37	Every Kilowatt Counts Power Savings Event	Consumer	2009	Final	63
660	37	Every Kilowatt Counts Power Savings Event	Consumer	2009	Final	64
661	37	Every Kilowatt Counts Power Savings Event	Consumer	2009	Final	65
662	37	Every Kilowatt Counts Power Savings Event	Consumer	2009	Final	66
663	37	Every Kilowatt Counts Power Savings Event	Consumer	2009	Final	67
664	37	Every Kilowatt Counts Power Savings Event	Consumer	2009	Final	68
665	37	Every Kilowatt Counts Power Savings Event	Consumer	2009	Final	69
666	37	Every Kilowatt Counts Power Savings Event	Consumer	2009	Final	70
667	37	Every Kilowatt Counts Power Savings Event	Consumer	2009	Final	71
668	37	Every Kilowatt Counts Power Savings Event	Consumer	2009	Final	72
669	37	Every Kilowatt Counts Power Savings Event	Consumer	2009	Final	73
670	37	Every Kilowatt Counts Power Savings Event	Consumer	2009	Final	74
671	37	Every Kilowatt Counts Power Savings Event	Consumer	2009	Final	75
672	37	Every Kilowatt Counts Power Savings Event	Consumer	2009	Final	76
673	37	Every Kilowatt Counts Power Savings Event	Consumer	2009	Final	77
674	37	Every Kilowatt Counts Power Savings Event	Consumer	2009	Final	78
675	37	Every Kilowatt Counts Power Savings Event	Consumer	2009	Final	79
676	37	Every Kilowatt Counts Power Savings Event	Consumer	2009	Final	80
677	37	Every Kilowatt Counts Power Savings Event	Consumer	2009	Final	81
678	37	Every Kilowatt Counts Power Savings Event	Consumer	2009	Final	82
679	37	Every Kilowatt Counts Power Savings Event	Consumer	2009	Final	83
680	37	Every Kilowatt Counts Power Savings Event	Consumer	2009	Final	84

# OPA Conservation & Demand Management Programs

Measure Results at End-User Level

For: Province Wide

#	Initiative Number	Initiative Name	Program Name	Program Year	Results Status	Measure Name
647	37	Every Kilowatt Counts Power Savings Event	Consumer	2009	Final	Dimmer Switches - Autumn Campaign - Participant Promoted
648	37	Every Kilowatt Counts Power Savings Event	Consumer	2009	Final	Solar Powered Products - Autumn Campaign - Participant Promoted
649	37	Every Kilowatt Counts Power Savings Event	Consumer	2009	Final	Washed laundry with cold water - Autumn Campaign - Participant Spillover
650	37	Every Kilowatt Counts Power Savings Event	Consumer	2009	Final	Turned off / reduced use of power to electronics - Autumn Campaign - Participant Spillover
651	37	Every Kilowatt Counts Power Savings Event	Consumer	2009	Final	Turned off / reduced use of lights - Autumn Campaign - Participant Spillover
652	37	Every Kilowatt Counts Power Savings Event	Consumer	2009	Final	Dried clothes outside or inside on a rack - Autumn Campaign - Participant Spillover
653	37	Every Kilowatt Counts Power Savings Event	Consumer	2009	Final	Turned down the thermostat setting on my furnace - Autumn Campaign - Participant Spillover
654	37	Every Kilowatt Counts Power Savings Event	Consumer	2009	Final	Unplugged devices usually plugged into outlet - Autumn Campaign - Participant Spillover
655	37	Every Kilowatt Counts Power Savings Event	Consumer	2009	Final	Installed a new energy efficient appliance – Refrigerator - Autumn Campaign - Participant Spillover
656	37	Every Kilowatt Counts Power Savings Event	Consumer	2009	Final	Added ceiling/attic/wall/basement insulation - Autumn Campaign - Participant Spillover
657	37	Every Kilowatt Counts Power Savings Event	Consumer	2009	Final	Replaced my old furnace with a high efficiency furnace - Autumn Campaign - Participant Spillover
658	37	Every Kilowatt Counts Power Savings Event	Consumer	2009	Final	Installed a new energy efficient appliance - Clothes washing machine - Autumn Campaign - Participant Spillover
659	37	Every Kilowatt Counts Power Savings Event	Consumer	2009	Final	Energy Star Qualified Compact Fluorescent - Autumn Campaign - Non-Participant Rebated
660	37	Every Kilowatt Counts Power Savings Event	Consumer	2009	Final	ENERGY STAR Specialty CFLs - Autumn Campaign - Non-Participant Rebated
661	37	Every Kilowatt Counts Power Savings Event	Consumer	2009	Final	ENERGY STAR Fixtures - Autumn Campaign - Non-Participant Rebated
662	37	Every Kilowatt Counts Power Savings Event	Consumer	2009	Final	Weatherstripping - adhesive foam or V-strip - Autumn Campaign - Non-Participant Rebated
663	37	Every Kilowatt Counts Power Savings Event	Consumer	2009	Final	Weatherstripping - door frame kits - Autumn Campaign - Non-Participant Rebated
664	37	Every Kilowatt Counts Power Savings Event	Consumer	2009	Final	Programmable Thermostat - Autumn Campaign - Non-Participant Rebated
665	37	Every Kilowatt Counts Power Savings Event	Consumer	2009	Final	Pipe Wrap - Autumn Campaign - Non-Participant Rebated
666	37	Every Kilowatt Counts Power Savings Event	Consumer	2009	Final	Water Blanket - Autumn Campaign - Non-Participant Rebated
667	37	Every Kilowatt Counts Power Savings Event	Consumer	2009	Final	Lighting/Appliance Controls - Autumn Campaign - Non-Participant Rebated
668	37	Every Kilowatt Counts Power Savings Event	Consumer	2009	Final	Energy Star Qualified Holiday LED Lights - Autumn Campaign - Non-Participant Promoted
669	37	Every Kilowatt Counts Power Savings Event	Consumer	2009	Final	Dimmer Switches - Autumn Campaign - Non-Participant Promoted
670	37	Every Kilowatt Counts Power Savings Event	Consumer	2009	Final	Solar Powered Products - Autumn Campaign - Non-Participant Promoted
671	37	Every Kilowatt Counts Power Savings Event	Consumer	2009	Final	Working Room Air Conditioner Retirement - Rewards for Recycling Campaign - Incented
672	37	Every Kilowatt Counts Power Savings Event	Consumer	2009	Final	Working Room Dehumidifier Retirement - Rewards for Recycling Campaign - Incented
673	37	Every Kilowatt Counts Power Savings Event	Consumer	2009	Final	Working Halogen Torchiere Retirement - Rewards for Recycling Campaign - Incented
674	37	Every Kilowatt Counts Power Savings Event	Consumer	2009	Final	Non-Working Room Air Conditioner Retirement - Rewards for Recycling Campaign - Incented
675	37	Every Kilowatt Counts Power Savings Event	Consumer	2009	Final	Non-Working Room Dehumidifier Retirement - Rewards for Recycling Campaign - Incented
676	37	Every Kilowatt Counts Power Savings Event	Consumer	2009	Final	Non-Working Halogen Torchiere Retirement - Rewards for Recycling Campaign - Incented
677	37	Every Kilowatt Counts Power Savings Event	Consumer	2009	Final	Recycled Second Refrigerator - Rewards for Recycling Campaign - Spillover
678	37	Every Kilowatt Counts Power Savings Event	Consumer	2009	Final	Recycled Additional Room Air Conditioner - Rewards for Recycling Campaign - Spillover
679	37	Every Kilowatt Counts Power Savings Event	Consumer	2009	Final	Recycled Central Air Conditioner - Rewards for Recycling Campaign - Spillover
680	37	Every Kilowatt Counts Power Savings Event	Consumer	2009	Final	Recyled Additional Room Dehumidifier - Rewards for Recycling Campaign - Spillover

OPA Conservation & Demand Management Programs

Measure Results at End-User Level

For: Province Wide

#	Initiative Number	Initiative Name	Program Name	Program Year	Results Status
647	37	Every Kilowatt Counts Power Savings Event	Consumer	2009	Final
648	37	Every Kilowatt Counts Power Savings Event	Consumer	2009	Final
649	37	Every Kilowatt Counts Power Savings Event	Consumer	2009	Final
650	37	Every Kilowatt Counts Power Savings Event	Consumer	2009	Final
651	37	Every Kilowatt Counts Power Savings Event	Consumer	2009	Final
652	37	Every Kilowatt Counts Power Savings Event	Consumer	2009	Final
653	37	Every Kilowatt Counts Power Savings Event	Consumer	2009	Final
654	37	Every Kilowatt Counts Power Savings Event	Consumer	2009	Final
655	37	Every Kilowatt Counts Power Savings Event	Consumer	2009	Final
656	37	Every Kilowatt Counts Power Savings Event	Consumer	2009	Final
657	37	Every Kilowatt Counts Power Savings Event	Consumer	2009	Final
658	37	Every Kilowatt Counts Power Savings Event	Consumer	2009	Final
659	37	Every Kilowatt Counts Power Savings Event	Consumer	2009	Final
660	37	Every Kilowatt Counts Power Savings Event	Consumer	2009	Final
661	37	Every Kilowatt Counts Power Savings Event	Consumer	2009	Final
662	37	Every Kilowatt Counts Power Savings Event	Consumer	2009	Final
663	37	Every Kilowatt Counts Power Savings Event	Consumer	2009	Final
664	37	Every Kilowatt Counts Power Savings Event	Consumer	2009	Final
665	37	Every Kilowatt Counts Power Savings Event	Consumer	2009	Final
666	37	Every Kilowatt Counts Power Savings Event	Consumer	2009	Final
667	37	Every Kilowatt Counts Power Savings Event	Consumer	2009	Final
668	37	Every Kilowatt Counts Power Savings Event	Consumer	2009	Final
669	37	Every Kilowatt Counts Power Savings Event	Consumer	2009	Final
670	37	Every Kilowatt Counts Power Savings Event	Consumer	2009	Final
671	37	Every Kilowatt Counts Power Savings Event	Consumer	2009	Final
672	37	Every Kilowatt Counts Power Savings Event	Consumer	2009	Final
673	37	Every Kilowatt Counts Power Savings Event	Consumer	2009	Final
674	37	Every Kilowatt Counts Power Savings Event	Consumer	2009	Final
675	37	Every Kilowatt Counts Power Savings Event	Consumer	2009	Final
676	37	Every Kilowatt Counts Power Savings Event	Consumer	2009	Final
677	37	Every Kilowatt Counts Power Savings Event	Consumer	2009	Final
678	37	Every Kilowatt Counts Power Savings Event	Consumer	2009	Final
679	37	Every Kilowatt Counts Power Savings Event	Consumer	2009	Final
680	37	Every Kilowatt Counts Power Savings Event	Consumer	2009	Final

Unit Savings At			
Gross Summer Peak Demand Savings (kW)	Gross Annual Energy Savings (kWh)	Gross Lifetime Energy Savings (kWh)	Net Summer Peak Demand Savings (kW)
0.001	24	237	0.000
0.000	6	22	0.000
0.002	30	30	0.000
0.002	21	21	0.000
0.008	263	263	0.001
0.008	74	74	0.001
0.000	270	270	0.000
0.006	70	70	0.001
0.007	65	908	0.002
0.000	394	7,880	0.000
0.192	352	5,280	0.038
0.049	142	2,127	0.010
0.001	24	189	0.000
0.001	30	180	0.000
0.001	36	568	0.000
0.001	15	218	0.000
0.001	17	260	0.000
0.000	83	1,249	0.000
0.000	6	37	0.000
0.003	40	397	0.001
0.001	42	723	0.000
0.000	14	69	0.000
0.001	24	237	0.000
0.000	5	18	0.000
0.032	32	185	0.012
0.304	300	2,312	0.142
0.002	58	602	0.001
0.000	0	0	0.000
0.000	0	0	0.000
0.000	0	0	0.000
0.127	1,238	17,333	0.046
0.030	30	174	0.011
0.079	72	1,296	0.028
0.313	309	2,385	0.113



# OPA Conservation & Demand Management Programs

Measure Results at End-User Level

For: Province Wide

#	Initiative Number	Initiative Name	Program Name	Program Year	Results Status	Assumptions				Activity Results (#)
						Net Annual Energy Savings (kWh)	Net Lifetime Energy Savings (kWh)	Aggregate Net-to-Gross Adjustment (%)	Effective Useful Life (EUL)	
647	37	Every Kilowatt Counts Power Savings Event	Consumer	2009	Final	12	118	49.6	10.0	24,411
648	37	Every Kilowatt Counts Power Savings Event	Consumer	2009	Final	3	12	52.3	4.0	47,365
649	37	Every Kilowatt Counts Power Savings Event	Consumer	2009	Final	5	5	17.3	1.0	17,246
650	37	Every Kilowatt Counts Power Savings Event	Consumer	2009	Final	4	4	19.4	1.0	15,910
651	37	Every Kilowatt Counts Power Savings Event	Consumer	2009	Final	43	43	16.5	1.0	14,817
652	37	Every Kilowatt Counts Power Savings Event	Consumer	2009	Final	10	10	13.2	1.0	10,445
653	37	Every Kilowatt Counts Power Savings Event	Consumer	2009	Final	51	51	18.7	1.0	10,445
654	37	Every Kilowatt Counts Power Savings Event	Consumer	2009	Final	13	13	18.2	1.0	9,837
655	37	Every Kilowatt Counts Power Savings Event	Consumer	2009	Final	16	224	24.7	14.0	9,837
656	37	Every Kilowatt Counts Power Savings Event	Consumer	2009	Final	87	1,737	22.0	20.0	7,894
657	37	Every Kilowatt Counts Power Savings Event	Consumer	2009	Final	69	1,032	19.5	15.0	7,044
658	37	Every Kilowatt Counts Power Savings Event	Consumer	2009	Final	28	413	19.4	15.0	6,437
659	37	Every Kilowatt Counts Power Savings Event	Consumer	2009	Final	3	26	13.7	8.0	443,175
660	37	Every Kilowatt Counts Power Savings Event	Consumer	2009	Final	5	27	15.1	6.0	140,776
661	37	Every Kilowatt Counts Power Savings Event	Consumer	2009	Final	9	137	24.1	15.6	39,241
662	37	Every Kilowatt Counts Power Savings Event	Consumer	2009	Final	1	16	7.3	15.0	152,793
663	37	Every Kilowatt Counts Power Savings Event	Consumer	2009	Final	1	17	6.4	15.0	116,496
664	37	Every Kilowatt Counts Power Savings Event	Consumer	2009	Final	15	218	17.4	15.0	23,054
665	37	Every Kilowatt Counts Power Savings Event	Consumer	2009	Final	1	4	10.6	6.0	108,157
666	37	Every Kilowatt Counts Power Savings Event	Consumer	2009	Final	9	88	22.1	10.0	13,489
667	37	Every Kilowatt Counts Power Savings Event	Consumer	2009	Final	4	73	10.1	17.0	115,515
668	37	Every Kilowatt Counts Power Savings Event	Consumer	2009	Final	5	24	35.0	5.0	189,091
669	37	Every Kilowatt Counts Power Savings Event	Consumer	2009	Final	6	64	27.1	10.0	59,597
670	37	Every Kilowatt Counts Power Savings Event	Consumer	2009	Final	2	8	41.7	4.0	95,649
671	37	Every Kilowatt Counts Power Savings Event	Consumer	2009	Final	12	70	38.1	5.8	4,611
672	37	Every Kilowatt Counts Power Savings Event	Consumer	2009	Final	140	1,081	46.8	7.7	4,192
673	37	Every Kilowatt Counts Power Savings Event	Consumer	2009	Final	30	305	50.8	10.3	1,409
674	37	Every Kilowatt Counts Power Savings Event	Consumer	2009	Final	0	0	38.1	5.8	512
675	37	Every Kilowatt Counts Power Savings Event	Consumer	2009	Final	0	0	46.8	7.7	466
676	37	Every Kilowatt Counts Power Savings Event	Consumer	2009	Final	0	0	50.8	10.3	694
677	37	Every Kilowatt Counts Power Savings Event	Consumer	2009	Final	446	6,242	36.0	14.0	966
678	37	Every Kilowatt Counts Power Savings Event	Consumer	2009	Final	11	63	36.0	5.8	805
679	37	Every Kilowatt Counts Power Savings Event	Consumer	2009	Final	26	467	36.0	18.0	752
680	37	Every Kilowatt Counts Power Savings Event	Consumer	2009	Final	111	859	36.0	7.7	841



# OPA Conservation & Demand Management Programs

Measure Results at End-User Level

For: Province Wide

#	Initiative Number	Initiative Name	Program Name	Program Year	Results Status	Province Wide Results					
						Gross Summer Peak Demand Savings (kW)	Gross Annual Energy Savings (kWh)	Gross Lifetime Energy Savings (kWh)	Net Summer Peak Demand Savings (kW)	Net Annual Energy Savings (kWh)	Net Lifetime Energy Savings (kWh)
647	37	Every Kilowatt Counts Power Savings Event	Consumer	2009	Final	17.97	578,541	5,785,412	8.92	287,147	2,871,475
648	37	Every Kilowatt Counts Power Savings Event	Consumer	2009	Final	18.45	262,506	1,047,634	9.65	137,243	547,723
649	37	Every Kilowatt Counts Power Savings Event	Consumer	2009	Final	40.06	517,885	517,885	6.91	89,398	89,398
650	37	Every Kilowatt Counts Power Savings Event	Consumer	2009	Final	29.37	338,743	338,743	5.69	65,616	65,616
651	37	Every Kilowatt Counts Power Savings Event	Consumer	2009	Final	120.93	3,893,813	3,893,813	19.96	642,771	642,771
652	37	Every Kilowatt Counts Power Savings Event	Consumer	2009	Final	86.55	774,356	774,356	11.41	102,066	102,066
653	37	Every Kilowatt Counts Power Savings Event	Consumer	2009	Final	0.00	2,818,091	2,818,091	0.00	527,944	527,944
654	37	Every Kilowatt Counts Power Savings Event	Consumer	2009	Final	59.86	690,474	690,474	10.89	125,567	125,567
655	37	Every Kilowatt Counts Power Savings Event	Consumer	2009	Final	65.33	638,046	8,932,641	16.10	157,278	2,201,899
656	37	Every Kilowatt Counts Power Savings Event	Consumer	2009	Final	0.00	3,110,298	62,205,966	0.00	685,585	13,711,693
657	37	Every Kilowatt Counts Power Savings Event	Consumer	2009	Final	1,351.74	2,479,304	37,189,563	264.18	484,553	7,268,292
658	37	Every Kilowatt Counts Power Savings Event	Consumer	2009	Final	315.58	912,688	13,690,324	61.33	177,367	2,660,504
659	37	Every Kilowatt Counts Power Savings Event	Consumer	2009	Final	325.94	10,494,892	83,959,132	44.69	1,439,134	11,513,070
660	37	Every Kilowatt Counts Power Savings Event	Consumer	2009	Final	131.02	4,218,706	25,312,234	19.74	635,545	3,813,272
661	37	Every Kilowatt Counts Power Savings Event	Consumer	2009	Final	44.44	1,430,871	22,299,734	10.73	345,540	5,385,149
662	37	Every Kilowatt Counts Power Savings Event	Consumer	2009	Final	142.61	2,217,207	33,258,099	10.44	162,319	2,434,783
663	37	Every Kilowatt Counts Power Savings Event	Consumer	2009	Final	129.67	2,016,109	30,241,629	8.28	128,788	1,931,823
664	37	Every Kilowatt Counts Power Savings Event	Consumer	2009	Final	0.00	1,919,093	28,786,394	0.00	334,820	5,022,307
665	37	Every Kilowatt Counts Power Savings Event	Consumer	2009	Final	51.56	666,617	3,999,705	5.46	70,537	423,225
666	37	Every Kilowatt Counts Power Savings Event	Consumer	2009	Final	41.42	535,504	5,355,043	9.17	118,495	1,184,946
667	37	Every Kilowatt Counts Power Savings Event	Consumer	2009	Final	135.56	4,903,319	83,473,162	13.66	493,924	8,408,469
668	37	Every Kilowatt Counts Power Savings Event	Consumer	2009	Final	0.00	2,590,549	12,952,743	0.00	905,862	4,529,309
669	37	Every Kilowatt Counts Power Savings Event	Consumer	2009	Final	43.87	1,412,445	14,124,446	11.88	382,494	3,824,941
670	37	Every Kilowatt Counts Power Savings Event	Consumer	2009	Final	30.48	442,328	1,765,284	12.71	184,437	736,070
671	37	Every Kilowatt Counts Power Savings Event	Consumer	2009	Final	148.84	147,003	852,617	56.72	56,017	324,896
672	37	Every Kilowatt Counts Power Savings Event	Consumer	2009	Final	1,274.53	1,258,828	9,692,979	595.86	588,521	4,531,613
673	37	Every Kilowatt Counts Power Savings Event	Consumer	2009	Final	2.56	82,319	847,881	1.30	41,781	430,349
674	37	Every Kilowatt Counts Power Savings Event	Consumer	2009	Final	0.00	0	0	0.00	0	0
675	37	Every Kilowatt Counts Power Savings Event	Consumer	2009	Final	0.00	0	0	0.00	0	0
676	37	Every Kilowatt Counts Power Savings Event	Consumer	2009	Final	0.00	0	0	0.00	0	0
677	37	Every Kilowatt Counts Power Savings Event	Consumer	2009	Final	122.52	1,196,579	16,752,103	44.12	430,892	6,032,493
678	37	Every Kilowatt Counts Power Savings Event	Consumer	2009	Final	24.47	24,166	139,818	8.81	8,702	50,349
679	37	Every Kilowatt Counts Power Savings Event	Consumer	2009	Final	59.19	54,119	974,134	21.31	19,488	350,789
680	37	Every Kilowatt Counts Power Savings Event	Consumer	2009	Final	263.36	260,114	2,006,597	94.84	93,668	722,583

OPA Conservation & Demand Management Programs

Measure Results at End-User Level

For: Province Wide

#	Initiative Number	Initiative Name	Program Name	Program Year	Results Status	#
681	37	Every Kilowatt Counts Power Savings Event	Consumer	2009	Final	85
682	37	Every Kilowatt Counts Power Savings Event	Consumer	2009	Final	86
683	38	peaksaver@	Consumer, Business	2009	Final	1
684	38	peaksaver@	Consumer, Business	2009	Final	2
685	38	peaksaver@	Consumer, Business	2009	Final	3
686	38	peaksaver@	Consumer, Business	2009	Final	4
687	38	peaksaver@	Consumer, Business	2009	Final	5
688	38	peaksaver@	Consumer, Business	2009	Final	6
689	39	Electricity Retrofit Incentive	Consumer, Business	2009	Final	1
690	39	Electricity Retrofit Incentive	Consumer, Business	2009	Final	2
691	39	Electricity Retrofit Incentive	Consumer, Business	2009	Final	3
692	39	Electricity Retrofit Incentive	Consumer, Business	2009	Final	4
693	39	Electricity Retrofit Incentive	Consumer, Business	2009	Final	5
694	39	Electricity Retrofit Incentive	Consumer, Business	2009	Final	6
695	39	Electricity Retrofit Incentive	Consumer, Business	2009	Final	7
696	39	Electricity Retrofit Incentive	Consumer, Business	2009	Final	8
697	39	Electricity Retrofit Incentive	Consumer, Business	2009	Final	9
698	39	Electricity Retrofit Incentive	Consumer, Business	2009	Final	10
699	39	Electricity Retrofit Incentive	Consumer, Business	2009	Final	11
700	39	Electricity Retrofit Incentive	Consumer, Business	2009	Final	12
701	39	Electricity Retrofit Incentive	Consumer, Business	2009	Final	13
702	39	Electricity Retrofit Incentive	Consumer, Business	2009	Final	14
703	39	Electricity Retrofit Incentive	Consumer, Business	2009	Final	15
704	39	Electricity Retrofit Incentive	Consumer, Business	2009	Final	16
705	39	Electricity Retrofit Incentive	Consumer, Business	2009	Final	17
706	39	Electricity Retrofit Incentive	Consumer, Business	2009	Final	18
707	39	Electricity Retrofit Incentive	Consumer, Business	2009	Final	19
708	39	Electricity Retrofit Incentive	Consumer, Business	2009	Final	20
709	39	Electricity Retrofit Incentive	Consumer, Business	2009	Final	21
710	39	Electricity Retrofit Incentive	Consumer, Business	2009	Final	22
711	39	Electricity Retrofit Incentive	Consumer, Business	2009	Final	23
712	39	Electricity Retrofit Incentive	Consumer, Business	2009	Final	24
713	39	Electricity Retrofit Incentive	Consumer, Business	2009	Final	25
714	39	Electricity Retrofit Incentive	Consumer, Business	2009	Final	26

# OPA Conservation & Demand Management Programs

## Measure Results at End-User Level

For: Province Wide

#	Initiative Number	Initiative Name	Program Name	Program Year	Results Status	Measure Name
681	37	Every Kilowatt Counts Power Savings Event	Consumer	2009	Final	Installed Energy Star® Windows - Rewards for Recycling Campaign - Spillover
682	37	Every Kilowatt Counts Power Savings Event	Consumer	2009	Final	Installed Energy Star® CFL Bulbs - Rewards for Recycling Campaign - Spillover
683	38	peaksaver®	Consumer, Business	2009	Final	Residential Air Conditioner - Switch
684	38	peaksaver®	Consumer, Business	2009	Final	Residential Air Conditioner - Thermostat
685	38	peaksaver®	Consumer, Business	2009	Final	Residential Electric Water Heater
686	38	peaksaver®	Consumer, Business	2009	Final	Commercial Air Conditioner - Switch
687	38	peaksaver®	Consumer, Business	2009	Final	Commercial Air Conditioner - Thermostat
688	38	peaksaver®	Consumer, Business	2009	Final	Commercial Electric Water Heater
689	39	Electricity Retrofit Incentive	Consumer, Business	2009	Final	Lighting System ENERGY STAR® Rated Exit Signs - Commercial Sector
690	39	Electricity Retrofit Incentive	Consumer, Business	2009	Final	Lighting System Refrigerated Display Case LED Strip Lights - Commercial Sector
691	39	Electricity Retrofit Incentive	Consumer, Business	2009	Final	Lighting System Screw-In & GU-24 base CFLs - Commercial Sector
692	39	Electricity Retrofit Incentive	Consumer, Business	2009	Final	Lighting System PAR CFLs, <= 11W - Commercial Sector
693	39	Electricity Retrofit Incentive	Consumer, Business	2009	Final	Lighting System PAR CFLs, 12-20W - Commercial Sector
694	39	Electricity Retrofit Incentive	Consumer, Business	2009	Final	Lighting System PAR CFLs, 20-39W - Commercial Sector
695	39	Electricity Retrofit Incentive	Consumer, Business	2009	Final	Lighting System 2 Pin CFLs, <14W - Commercial Sector
696	39	Electricity Retrofit Incentive	Consumer, Business	2009	Final	Lighting System 2 Pin CFLs, 14-26W - Commercial Sector
697	39	Electricity Retrofit Incentive	Consumer, Business	2009	Final	Lighting System 2 Pin CFLs, 29-39W - Commercial Sector
698	39	Electricity Retrofit Incentive	Consumer, Business	2009	Final	Lighting System 4 Pin CFLs, <14W - Commercial Sector
699	39	Electricity Retrofit Incentive	Consumer, Business	2009	Final	Lighting System 4 Pin CFLs, 14-26W - Commercial Sector
700	39	Electricity Retrofit Incentive	Consumer, Business	2009	Final	Lighting System 4 Pin CFLs, 29-39W - Commercial Sector
701	39	Electricity Retrofit Incentive	Consumer, Business	2009	Final	Lighting System Dimmable CFLs, <=16W - Commercial Sector
702	39	Electricity Retrofit Incentive	Consumer, Business	2009	Final	Lighting System Dimmable CFLs, 17-20W - Commercial Sector
703	39	Electricity Retrofit Incentive	Consumer, Business	2009	Final	Lighting System Dimmable CFLs, 21-29W - Commercial Sector
704	39	Electricity Retrofit Incentive	Consumer, Business	2009	Final	Lighting System Standard Performance T8, Single Lamp - Commercial Sector
705	39	Electricity Retrofit Incentive	Consumer, Business	2009	Final	Lighting System Standard Performance T8, Double Lamp - Commercial Sector
706	39	Electricity Retrofit Incentive	Consumer, Business	2009	Final	Lighting System Standard Performance T8, Triple Lamp - Commercial Sector
707	39	Electricity Retrofit Incentive	Consumer, Business	2009	Final	Lighting System Standard Performance T8, Quadruple Lamp - Commercial Sector
708	39	Electricity Retrofit Incentive	Consumer, Business	2009	Final	Lighting System High Performance T8, Single Lamp - Commercial Sector
709	39	Electricity Retrofit Incentive	Consumer, Business	2009	Final	Lighting System High Performance T8, Double Lamp - Commercial Sector
710	39	Electricity Retrofit Incentive	Consumer, Business	2009	Final	Lighting System High Performance T8, Triple Lamp - Commercial Sector
711	39	Electricity Retrofit Incentive	Consumer, Business	2009	Final	Lighting System High Performance T8, Quadruple Lamp - Commercial Sector
712	39	Electricity Retrofit Incentive	Consumer, Business	2009	Final	Lighting System Standard Performance Medium Bay T8, 4 Lamp - Commercial Sector
713	39	Electricity Retrofit Incentive	Consumer, Business	2009	Final	Lighting System Standard Performance Medium Bay T8, 6 Lamp - Commercial Sector
714	39	Electricity Retrofit Incentive	Consumer, Business	2009	Final	Lighting System Standard Performance Medium Bay T8, 8 Lamp - Commercial Sector

## Measure Results at End-User Level

#	Initiative Number	Initiative Name	Program Name	Program Year	Results Status
681	37	Every Kilowatt Counts Power Savings Event	Consumer	2009	Final
682	37	Every Kilowatt Counts Power Savings Event	Consumer	2009	Final
683	38	<b>peaksaver®</b>	Consumer, Business	2009	Final
684	38	<b>peaksaver®</b>	Consumer, Business	2009	Final
685	38	<b>peaksaver®</b>	Consumer, Business	2009	Final
686	38	<b>peaksaver®</b>	Consumer, Business	2009	Final
687	38	<b>peaksaver®</b>	Consumer, Business	2009	Final
688	38	<b>peaksaver®</b>	Consumer, Business	2009	Final
689	39	Electricity Retrofit Incentive	Consumer, Business	2009	Final
690	39	Electricity Retrofit Incentive	Consumer, Business	2009	Final
691	39	Electricity Retrofit Incentive	Consumer, Business	2009	Final
692	39	Electricity Retrofit Incentive	Consumer, Business	2009	Final
693	39	Electricity Retrofit Incentive	Consumer, Business	2009	Final
694	39	Electricity Retrofit Incentive	Consumer, Business	2009	Final
695	39	Electricity Retrofit Incentive	Consumer, Business	2009	Final
696	39	Electricity Retrofit Incentive	Consumer, Business	2009	Final
697	39	Electricity Retrofit Incentive	Consumer, Business	2009	Final
698	39	Electricity Retrofit Incentive	Consumer, Business	2009	Final
699	39	Electricity Retrofit Incentive	Consumer, Business	2009	Final
700	39	Electricity Retrofit Incentive	Consumer, Business	2009	Final
701	39	Electricity Retrofit Incentive	Consumer, Business	2009	Final
702	39	Electricity Retrofit Incentive	Consumer, Business	2009	Final
703	39	Electricity Retrofit Incentive	Consumer, Business	2009	Final
704	39	Electricity Retrofit Incentive	Consumer, Business	2009	Final
705	39	Electricity Retrofit Incentive	Consumer, Business	2009	Final
706	39	Electricity Retrofit Incentive	Consumer, Business	2009	Final
707	39	Electricity Retrofit Incentive	Consumer, Business	2009	Final
708	39	Electricity Retrofit Incentive	Consumer, Business	2009	Final
709	39	Electricity Retrofit Incentive	Consumer, Business	2009	Final
710	39	Electricity Retrofit Incentive	Consumer, Business	2009	Final
711	39	Electricity Retrofit Incentive	Consumer, Business	2009	Final
712	39	Electricity Retrofit Incentive	Consumer, Business	2009	Final
713	39	Electricity Retrofit Incentive	Consumer, Business	2009	Final
714	39	Electricity Retrofit Incentive	Consumer, Business	2009	Final

[illegible]

OPA Conservation & Demand Management Programs

Measure Results at End-User Level

For: Province Wide

#	Initiative Number	Initiative Name	Program Name	Program Year	Results Status	Assumptions				Activity Results (#)
						Net Annual Energy Savings (kWh)	Net Lifetime Energy Savings (kWh)	Aggregate Net-to-Gross Adjustment (%)	Effective Useful Life (EUL)	
681	37	Every Kilowatt Counts Power Savings Event	Consumer	2009	Final	282	5,645	18.4	20.0	1,324
682	37	Every Kilowatt Counts Power Savings Event	Consumer	2009	Final	8	66	18.4	8.0	4,457
683	38	peaksaver®	Consumer, Business	2009	Final	1	11	90.0	13.0	12,186.832
684	38	peaksaver®	Consumer, Business	2009	Final	1	11	90.0	13.0	41,466.792
685	38	peaksaver®	Consumer, Business	2009	Final	0	0	90.0	13.0	261.696
686	38	peaksaver®	Consumer, Business	2009	Final	0	0	90.0	13.0	105.877
687	38	peaksaver®	Consumer, Business	2009	Final	0	0	90.0	13.0	167.805
688	38	peaksaver®	Consumer, Business	2009	Final	0	0	90.0	13.0	0.999
689	39	Electricity Retrofit Incentive	Consumer, Business	2009	Final	Quasi-Prescriptive	Quasi-Prescriptive	63.0	10.8	n/a
690	39	Electricity Retrofit Incentive	Consumer, Business	2009	Final	Quasi-Prescriptive	Quasi-Prescriptive	63.0	10.8	n/a
691	39	Electricity Retrofit Incentive	Consumer, Business	2009	Final	Quasi-Prescriptive	Quasi-Prescriptive	63.0	10.8	n/a
692	39	Electricity Retrofit Incentive	Consumer, Business	2009	Final	Quasi-Prescriptive	Quasi-Prescriptive	63.0	10.8	n/a
693	39	Electricity Retrofit Incentive	Consumer, Business	2009	Final	Quasi-Prescriptive	Quasi-Prescriptive	63.0	10.8	n/a
694	39	Electricity Retrofit Incentive	Consumer, Business	2009	Final	Quasi-Prescriptive	Quasi-Prescriptive	63.0	10.8	n/a
695	39	Electricity Retrofit Incentive	Consumer, Business	2009	Final	Quasi-Prescriptive	Quasi-Prescriptive	63.0	10.8	n/a
696	39	Electricity Retrofit Incentive	Consumer, Business	2009	Final	Quasi-Prescriptive	Quasi-Prescriptive	63.0	10.8	n/a
697	39	Electricity Retrofit Incentive	Consumer, Business	2009	Final	Quasi-Prescriptive	Quasi-Prescriptive	63.0	10.8	n/a
698	39	Electricity Retrofit Incentive	Consumer, Business	2009	Final	Quasi-Prescriptive	Quasi-Prescriptive	63.0	10.8	n/a
699	39	Electricity Retrofit Incentive	Consumer, Business	2009	Final	Quasi-Prescriptive	Quasi-Prescriptive	63.0	10.8	n/a
700	39	Electricity Retrofit Incentive	Consumer, Business	2009	Final	Quasi-Prescriptive	Quasi-Prescriptive	63.0	10.8	n/a
701	39	Electricity Retrofit Incentive	Consumer, Business	2009	Final	Quasi-Prescriptive	Quasi-Prescriptive	63.0	10.8	n/a
702	39	Electricity Retrofit Incentive	Consumer, Business	2009	Final	Quasi-Prescriptive	Quasi-Prescriptive	63.0	10.8	n/a
703	39	Electricity Retrofit Incentive	Consumer, Business	2009	Final	Quasi-Prescriptive	Quasi-Prescriptive	63.0	10.8	n/a
704	39	Electricity Retrofit Incentive	Consumer, Business	2009	Final	Quasi-Prescriptive	Quasi-Prescriptive	63.0	10.8	n/a
705	39	Electricity Retrofit Incentive	Consumer, Business	2009	Final	Quasi-Prescriptive	Quasi-Prescriptive	63.0	10.8	n/a
706	39	Electricity Retrofit Incentive	Consumer, Business	2009	Final	Quasi-Prescriptive	Quasi-Prescriptive	63.0	10.8	n/a
707	39	Electricity Retrofit Incentive	Consumer, Business	2009	Final	Quasi-Prescriptive	Quasi-Prescriptive	63.0	10.8	n/a
708	39	Electricity Retrofit Incentive	Consumer, Business	2009	Final	Quasi-Prescriptive	Quasi-Prescriptive	63.0	10.8	n/a
709	39	Electricity Retrofit Incentive	Consumer, Business	2009	Final	Quasi-Prescriptive	Quasi-Prescriptive	63.0	10.8	n/a
710	39	Electricity Retrofit Incentive	Consumer, Business	2009	Final	Quasi-Prescriptive	Quasi-Prescriptive	63.0	10.8	n/a
711	39	Electricity Retrofit Incentive	Consumer, Business	2009	Final	Quasi-Prescriptive	Quasi-Prescriptive	63.0	10.8	n/a
712	39	Electricity Retrofit Incentive	Consumer, Business	2009	Final	Quasi-Prescriptive	Quasi-Prescriptive	63.0	10.8	n/a
713	39	Electricity Retrofit Incentive	Consumer, Business	2009	Final	Quasi-Prescriptive	Quasi-Prescriptive	63.0	10.8	n/a
714	39	Electricity Retrofit Incentive	Consumer, Business	2009	Final	Quasi-Prescriptive	Quasi-Prescriptive	63.0	10.8	n/a

# OPA Conservation & Demand Management Programs

Measure Results at End-User Level

For: Province Wide

#	Initiative Number	Initiative Name	Program Name	Program Year	Results Status	Province Wide Results					
						Gross Summer Peak Demand Savings (kW)	Gross Annual Energy Savings (kWh)	Gross Lifetime Energy Savings (kWh)	Net Summer Peak Demand Savings (kW)	Net Annual Energy Savings (kWh)	Net Lifetime Energy Savings (kWh)
681	37	Every Kilowatt Counts Power Savings Event	Consumer	2009	Final	115.85	2,026,516	40,530,315	21.37	373,785	7,475,707
682	37	Every Kilowatt Counts Power Savings Event	Consumer	2009	Final	6.17	198,631	1,589,046	1.14	36,637	293,095
683	38	peaksaver®	Consumer, Business	2009	Final	6,418.70	11,926	155,041	5,776.83	10,734	139,537
684	38	peaksaver®	Consumer, Business	2009	Final	21,840.20	40,580	527,541	19,656.18	36,522	474,787
685	38	peaksaver®	Consumer, Business	2009	Final	78.51	0	0	70.66	0	0
686	38	peaksaver®	Consumer, Business	2009	Final	91.05	0	0	81.95	0	0
687	38	peaksaver®	Consumer, Business	2009	Final	144.31	0	0	129.88	0	0
688	38	peaksaver®	Consumer, Business	2009	Final	0.30	0	0	0.27	0	0
689	39	Electricity Retrofit Incentive	Consumer, Business	2009	Final	n/a	n/a	n/a	n/a	n/a	n/a
690	39	Electricity Retrofit Incentive	Consumer, Business	2009	Final	n/a	n/a	n/a	n/a	n/a	n/a
691	39	Electricity Retrofit Incentive	Consumer, Business	2009	Final	n/a	n/a	n/a	n/a	n/a	n/a
692	39	Electricity Retrofit Incentive	Consumer, Business	2009	Final	n/a	n/a	n/a	n/a	n/a	n/a
693	39	Electricity Retrofit Incentive	Consumer, Business	2009	Final	n/a	n/a	n/a	n/a	n/a	n/a
694	39	Electricity Retrofit Incentive	Consumer, Business	2009	Final	n/a	n/a	n/a	n/a	n/a	n/a
695	39	Electricity Retrofit Incentive	Consumer, Business	2009	Final	n/a	n/a	n/a	n/a	n/a	n/a
696	39	Electricity Retrofit Incentive	Consumer, Business	2009	Final	n/a	n/a	n/a	n/a	n/a	n/a
697	39	Electricity Retrofit Incentive	Consumer, Business	2009	Final	n/a	n/a	n/a	n/a	n/a	n/a
698	39	Electricity Retrofit Incentive	Consumer, Business	2009	Final	n/a	n/a	n/a	n/a	n/a	n/a
699	39	Electricity Retrofit Incentive	Consumer, Business	2009	Final	n/a	n/a	n/a	n/a	n/a	n/a
700	39	Electricity Retrofit Incentive	Consumer, Business	2009	Final	n/a	n/a	n/a	n/a	n/a	n/a
701	39	Electricity Retrofit Incentive	Consumer, Business	2009	Final	n/a	n/a	n/a	n/a	n/a	n/a
702	39	Electricity Retrofit Incentive	Consumer, Business	2009	Final	n/a	n/a	n/a	n/a	n/a	n/a
703	39	Electricity Retrofit Incentive	Consumer, Business	2009	Final	n/a	n/a	n/a	n/a	n/a	n/a
704	39	Electricity Retrofit Incentive	Consumer, Business	2009	Final	n/a	n/a	n/a	n/a	n/a	n/a
705	39	Electricity Retrofit Incentive	Consumer, Business	2009	Final	n/a	n/a	n/a	n/a	n/a	n/a
706	39	Electricity Retrofit Incentive	Consumer, Business	2009	Final	n/a	n/a	n/a	n/a	n/a	n/a
707	39	Electricity Retrofit Incentive	Consumer, Business	2009	Final	n/a	n/a	n/a	n/a	n/a	n/a
708	39	Electricity Retrofit Incentive	Consumer, Business	2009	Final	n/a	n/a	n/a	n/a	n/a	n/a
709	39	Electricity Retrofit Incentive	Consumer, Business	2009	Final	n/a	n/a	n/a	n/a	n/a	n/a
710	39	Electricity Retrofit Incentive	Consumer, Business	2009	Final	n/a	n/a	n/a	n/a	n/a	n/a
711	39	Electricity Retrofit Incentive	Consumer, Business	2009	Final	n/a	n/a	n/a	n/a	n/a	n/a
712	39	Electricity Retrofit Incentive	Consumer, Business	2009	Final	n/a	n/a	n/a	n/a	n/a	n/a
713	39	Electricity Retrofit Incentive	Consumer, Business	2009	Final	n/a	n/a	n/a	n/a	n/a	n/a
714	39	Electricity Retrofit Incentive	Consumer, Business	2009	Final	n/a	n/a	n/a	n/a	n/a	n/a



OPA Conservation & Demand Management Programs

Measure Results at End-User Level

For: Province Wide

#	Initiative Number	Initiative Name	Program Name	Program Year	Results Status	#
715	39	Electricity Retrofit Incentive	Consumer, Business	2009	Final	27
716	39	Electricity Retrofit Incentive	Consumer, Business	2009	Final	28
717	39	Electricity Retrofit Incentive	Consumer, Business	2009	Final	29
718	39	Electricity Retrofit Incentive	Consumer, Business	2009	Final	30
719	39	Electricity Retrofit Incentive	Consumer, Business	2009	Final	31
720	39	Electricity Retrofit Incentive	Consumer, Business	2009	Final	32
721	39	Electricity Retrofit Incentive	Consumer, Business	2009	Final	33
722	39	Electricity Retrofit Incentive	Consumer, Business	2009	Final	34
723	39	Electricity Retrofit Incentive	Consumer, Business	2009	Final	35
724	39	Electricity Retrofit Incentive	Consumer, Business	2009	Final	36
725	39	Electricity Retrofit Incentive	Consumer, Business	2009	Final	37
726	39	Electricity Retrofit Incentive	Consumer, Business	2009	Final	38
727	39	Electricity Retrofit Incentive	Consumer, Business	2009	Final	39
728	39	Electricity Retrofit Incentive	Consumer, Business	2009	Final	40
729	39	Electricity Retrofit Incentive	Consumer, Business	2009	Final	41
730	39	Electricity Retrofit Incentive	Consumer, Business	2009	Final	42
731	39	Electricity Retrofit Incentive	Consumer, Business	2009	Final	43
732	39	Electricity Retrofit Incentive	Consumer, Business	2009	Final	44
733	39	Electricity Retrofit Incentive	Consumer, Business	2009	Final	45
734	39	Electricity Retrofit Incentive	Consumer, Business	2009	Final	46
735	39	Electricity Retrofit Incentive	Consumer, Business	2009	Final	47
736	39	Electricity Retrofit Incentive	Consumer, Business	2009	Final	48
737	39	Electricity Retrofit Incentive	Consumer, Business	2009	Final	49
738	39	Electricity Retrofit Incentive	Consumer, Business	2009	Final	50
739	39	Electricity Retrofit Incentive	Consumer, Business	2009	Final	51
740	39	Electricity Retrofit Incentive	Consumer, Business	2009	Final	52
741	39	Electricity Retrofit Incentive	Consumer, Business	2009	Final	53
742	39	Electricity Retrofit Incentive	Consumer, Business	2009	Final	54
743	39	Electricity Retrofit Incentive	Consumer, Business	2009	Final	55
744	39	Electricity Retrofit Incentive	Consumer, Business	2009	Final	56
745	39	Electricity Retrofit Incentive	Consumer, Business	2009	Final	57
746	39	Electricity Retrofit Incentive	Consumer, Business	2009	Final	58
747	39	Electricity Retrofit Incentive	Consumer, Business	2009	Final	59
748	39	Electricity Retrofit Incentive	Consumer, Business	2009	Final	60

# OPA Conservation & Demand Management Programs

## Measure Results at End-User Level

For: Province Wide

#	Initiative Number	Initiative Name	Program Name	Program Year	Results Status	Measure Name
715	39	Electricity Retrofit Incentive	Consumer, Business	2009	Final	Lighting System High Performance Medium Bay T8, 4 Lamp - Commercial Sector
716	39	Electricity Retrofit Incentive	Consumer, Business	2009	Final	Lighting System High Performance Medium Bay T8, 6 Lamp - Commercial Sector
717	39	Electricity Retrofit Incentive	Consumer, Business	2009	Final	Lighting System High Performance Medium Bay T8, 8 Lamp - Commercial Sector
718	39	Electricity Retrofit Incentive	Consumer, Business	2009	Final	Lighting System T5, 1-3 Lamps - Commercial Sector
719	39	Electricity Retrofit Incentive	Consumer, Business	2009	Final	Lighting System Medium and High Bay T5, 4 Lamps - Commercial Sector
720	39	Electricity Retrofit Incentive	Consumer, Business	2009	Final	Lighting System Medium and High Bay T5, 6 Lamps - Commercial Sector
721	39	Electricity Retrofit Incentive	Consumer, Business	2009	Final	Lighting System Medium and High Bay T5, 8 Lamps - Commercial Sector
722	39	Electricity Retrofit Incentive	Consumer, Business	2009	Final	Lighting System Medium and High Bay T5, 10 Lamps - Commercial Sector
723	39	Electricity Retrofit Incentive	Consumer, Business	2009	Final	Lighting System Medium and High Bay T5, 12 Lamps - Commercial Sector
724	39	Electricity Retrofit Incentive	Consumer, Business	2009	Final	Lighting System 320W Pulse-Start Ceramic Metal Halide Lamp - Commercial Sector
725	39	Electricity Retrofit Incentive	Consumer, Business	2009	Final	Lighting System <30W PAR Self-Ballasted Ceramic Metal Halide Lamp - Commercial Sector
726	39	Electricity Retrofit Incentive	Consumer, Business	2009	Final	Lighting System 150W Metal Halide Lamp - Commercial Sector
727	39	Electricity Retrofit Incentive	Consumer, Business	2009	Final	Lighting System 360W Metal Halide Lamp - Commercial Sector
728	39	Electricity Retrofit Incentive	Consumer, Business	2009	Final	Lighting System 225W High Pressure Sodium Lamp - Commercial Sector
729	39	Electricity Retrofit Incentive	Consumer, Business	2009	Final	Lighting System <200W Metal Halide Electronic Ballast - Commercial Sector
730	39	Electricity Retrofit Incentive	Consumer, Business	2009	Final	Lighting System 250-360W Metal Halide Electronic Ballast - Commercial Sector
731	39	Electricity Retrofit Incentive	Consumer, Business	2009	Final	Lighting System 400W Metal Halide Electronic Ballast - Commercial Sector
732	39	Electricity Retrofit Incentive	Consumer, Business	2009	Final	Lighting System <200W High Pressure Sodium Electronic Ballast - Commercial Sector
733	39	Electricity Retrofit Incentive	Consumer, Business	2009	Final	Lighting System 250W High Pressure Sodium Electronic Ballast - Commercial Sector
734	39	Electricity Retrofit Incentive	Consumer, Business	2009	Final	Lighting System 400W High Pressure Sodium Electronic Ballast - Commercial Sector
735	39	Electricity Retrofit Incentive	Consumer, Business	2009	Final	Lighting System 600W High Pressure Sodium Electronic Ballast - Commercial Sector
736	39	Electricity Retrofit Incentive	Consumer, Business	2009	Final	Lighting System 1000W High Pressure Sodium Electronic Ballast - Commercial Sector
737	39	Electricity Retrofit Incentive	Consumer, Business	2009	Final	Lighting System <25W Infrared Coated Halogen MR16 Lamp - Commercial Sector
738	39	Electricity Retrofit Incentive	Consumer, Business	2009	Final	Lighting System 26-35W Infrared Coated Halogen MR16 Lamp - Commercial Sector
739	39	Electricity Retrofit Incentive	Consumer, Business	2009	Final	Lighting System <48W Infrared Coated Halogen PAR Lamp - Commercial Sector
740	39	Electricity Retrofit Incentive	Consumer, Business	2009	Final	Lighting System 49-60W Infrared Coated Halogen PAR Lamp - Commercial Sector
741	39	Electricity Retrofit Incentive	Consumer, Business	2009	Final	Lighting System Occupancy Sensors, Switch plate mounted occupancy sensor - Commercial Sector
742	39	Electricity Retrofit Incentive	Consumer, Business	2009	Final	Lighting System Occupancy Sensors, Ceiling mounted occupancy sensor - Commercial Sector
743	39	Electricity Retrofit Incentive	Consumer, Business	2009	Final	Motor Open Drip-Proof (ODP), 1 HP - Commercial Sector
744	39	Electricity Retrofit Incentive	Consumer, Business	2009	Final	Motor Open Drip-Proof (ODP), 1.5 HP - Commercial Sector
745	39	Electricity Retrofit Incentive	Consumer, Business	2009	Final	Motor Open Drip-Proof (ODP), 2 HP - Commercial Sector
746	39	Electricity Retrofit Incentive	Consumer, Business	2009	Final	Motor Open Drip-Proof (ODP), 3 HP - Commercial Sector
747	39	Electricity Retrofit Incentive	Consumer, Business	2009	Final	Motor Open Drip-Proof (ODP), 5 HP - Commercial Sector
748	39	Electricity Retrofit Incentive	Consumer, Business	2009	Final	Motor Open Drip-Proof (ODP), 7.5 HP - Commercial Sector

## Measure Results at End-User Level

#	Initiative Number	Initiative Name	Program Name	Program Year	Results Status
715	39	Electricity Retrofit Incentive	Consumer, Business	2009	Final
716	39	Electricity Retrofit Incentive	Consumer, Business	2009	Final
717	39	Electricity Retrofit Incentive	Consumer, Business	2009	Final
718	39	Electricity Retrofit Incentive	Consumer, Business	2009	Final
719	39	Electricity Retrofit Incentive	Consumer, Business	2009	Final
720	39	Electricity Retrofit Incentive	Consumer, Business	2009	Final
721	39	Electricity Retrofit Incentive	Consumer, Business	2009	Final
722	39	Electricity Retrofit Incentive	Consumer, Business	2009	Final
723	39	Electricity Retrofit Incentive	Consumer, Business	2009	Final
724	39	Electricity Retrofit Incentive	Consumer, Business	2009	Final
725	39	Electricity Retrofit Incentive	Consumer, Business	2009	Final
726	39	Electricity Retrofit Incentive	Consumer, Business	2009	Final
727	39	Electricity Retrofit Incentive	Consumer, Business	2009	Final
728	39	Electricity Retrofit Incentive	Consumer, Business	2009	Final
729	39	Electricity Retrofit Incentive	Consumer, Business	2009	Final
730	39	Electricity Retrofit Incentive	Consumer, Business	2009	Final
731	39	Electricity Retrofit Incentive	Consumer, Business	2009	Final
732	39	Electricity Retrofit Incentive	Consumer, Business	2009	Final
733	39	Electricity Retrofit Incentive	Consumer, Business	2009	Final
734	39	Electricity Retrofit Incentive	Consumer, Business	2009	Final
735	39	Electricity Retrofit Incentive	Consumer, Business	2009	Final
736	39	Electricity Retrofit Incentive	Consumer, Business	2009	Final
737	39	Electricity Retrofit Incentive	Consumer, Business	2009	Final
738	39	Electricity Retrofit Incentive	Consumer, Business	2009	Final
739	39	Electricity Retrofit Incentive	Consumer, Business	2009	Final
740	39	Electricity Retrofit Incentive	Consumer, Business	2009	Final
741	39	Electricity Retrofit Incentive	Consumer, Business	2009	Final
742	39	Electricity Retrofit Incentive	Consumer, Business	2009	Final
743	39	Electricity Retrofit Incentive	Consumer, Business	2009	Final
744	39	Electricity Retrofit Incentive	Consumer, Business	2009	Final
745	39	Electricity Retrofit Incentive	Consumer, Business	2009	Final
746	39	Electricity Retrofit Incentive	Consumer, Business	2009	Final
747	39	Electricity Retrofit Incentive	Consumer, Business	2009	Final
748	39	Electricity Retrofit Incentive	Consumer, Business	2009	Final

[illegible]

OPA Conservation & Demand Management Programs

Measure Results at End-User Level

For: Province Wide

#	Initiative Number	Initiative Name	Program Name	Program Year	Results Status	Assumptions				Activity Results (#)
						Net Annual Energy Savings (kWh)	Net Lifetime Energy Savings (kWh)	Aggregate Net-to-Gross Adjustment (%)	Effective Useful Life (EUL)	
715	39	Electricity Retrofit Incentive	Consumer, Business	2009	Final	Quasi-Prescriptive	Quasi-Prescriptive	63.0	10.8	n/a
716	39	Electricity Retrofit Incentive	Consumer, Business	2009	Final	Quasi-Prescriptive	Quasi-Prescriptive	63.0	10.8	n/a
717	39	Electricity Retrofit Incentive	Consumer, Business	2009	Final	Quasi-Prescriptive	Quasi-Prescriptive	63.0	10.8	n/a
718	39	Electricity Retrofit Incentive	Consumer, Business	2009	Final	Quasi-Prescriptive	Quasi-Prescriptive	63.0	10.8	n/a
719	39	Electricity Retrofit Incentive	Consumer, Business	2009	Final	Quasi-Prescriptive	Quasi-Prescriptive	63.0	10.8	n/a
720	39	Electricity Retrofit Incentive	Consumer, Business	2009	Final	Quasi-Prescriptive	Quasi-Prescriptive	63.0	10.8	n/a
721	39	Electricity Retrofit Incentive	Consumer, Business	2009	Final	Quasi-Prescriptive	Quasi-Prescriptive	63.0	10.8	n/a
722	39	Electricity Retrofit Incentive	Consumer, Business	2009	Final	Quasi-Prescriptive	Quasi-Prescriptive	63.0	10.8	n/a
723	39	Electricity Retrofit Incentive	Consumer, Business	2009	Final	Quasi-Prescriptive	Quasi-Prescriptive	63.0	10.8	n/a
724	39	Electricity Retrofit Incentive	Consumer, Business	2009	Final	Quasi-Prescriptive	Quasi-Prescriptive	63.0	10.8	n/a
725	39	Electricity Retrofit Incentive	Consumer, Business	2009	Final	Quasi-Prescriptive	Quasi-Prescriptive	63.0	10.8	n/a
726	39	Electricity Retrofit Incentive	Consumer, Business	2009	Final	Quasi-Prescriptive	Quasi-Prescriptive	63.0	10.8	n/a
727	39	Electricity Retrofit Incentive	Consumer, Business	2009	Final	Quasi-Prescriptive	Quasi-Prescriptive	63.0	10.8	n/a
728	39	Electricity Retrofit Incentive	Consumer, Business	2009	Final	Quasi-Prescriptive	Quasi-Prescriptive	63.0	10.8	n/a
729	39	Electricity Retrofit Incentive	Consumer, Business	2009	Final	Quasi-Prescriptive	Quasi-Prescriptive	63.0	10.8	n/a
730	39	Electricity Retrofit Incentive	Consumer, Business	2009	Final	Quasi-Prescriptive	Quasi-Prescriptive	63.0	10.8	n/a
731	39	Electricity Retrofit Incentive	Consumer, Business	2009	Final	Quasi-Prescriptive	Quasi-Prescriptive	63.0	10.8	n/a
732	39	Electricity Retrofit Incentive	Consumer, Business	2009	Final	Quasi-Prescriptive	Quasi-Prescriptive	63.0	10.8	n/a
733	39	Electricity Retrofit Incentive	Consumer, Business	2009	Final	Quasi-Prescriptive	Quasi-Prescriptive	63.0	10.8	n/a
734	39	Electricity Retrofit Incentive	Consumer, Business	2009	Final	Quasi-Prescriptive	Quasi-Prescriptive	63.0	10.8	n/a
735	39	Electricity Retrofit Incentive	Consumer, Business	2009	Final	Quasi-Prescriptive	Quasi-Prescriptive	63.0	10.8	n/a
736	39	Electricity Retrofit Incentive	Consumer, Business	2009	Final	Quasi-Prescriptive	Quasi-Prescriptive	63.0	10.8	n/a
737	39	Electricity Retrofit Incentive	Consumer, Business	2009	Final	Quasi-Prescriptive	Quasi-Prescriptive	63.0	10.8	n/a
738	39	Electricity Retrofit Incentive	Consumer, Business	2009	Final	Quasi-Prescriptive	Quasi-Prescriptive	63.0	10.8	n/a
739	39	Electricity Retrofit Incentive	Consumer, Business	2009	Final	Quasi-Prescriptive	Quasi-Prescriptive	63.0	10.8	n/a
740	39	Electricity Retrofit Incentive	Consumer, Business	2009	Final	Quasi-Prescriptive	Quasi-Prescriptive	63.0	10.8	n/a
741	39	Electricity Retrofit Incentive	Consumer, Business	2009	Final	Quasi-Prescriptive	Quasi-Prescriptive	63.0	10.8	n/a
742	39	Electricity Retrofit Incentive	Consumer, Business	2009	Final	Quasi-Prescriptive	Quasi-Prescriptive	63.0	10.8	n/a
743	39	Electricity Retrofit Incentive	Consumer, Business	2009	Final	Quasi-Prescriptive	Quasi-Prescriptive	63.0	10.8	n/a
744	39	Electricity Retrofit Incentive	Consumer, Business	2009	Final	Quasi-Prescriptive	Quasi-Prescriptive	63.0	10.8	n/a
745	39	Electricity Retrofit Incentive	Consumer, Business	2009	Final	Quasi-Prescriptive	Quasi-Prescriptive	63.0	10.8	n/a
746	39	Electricity Retrofit Incentive	Consumer, Business	2009	Final	Quasi-Prescriptive	Quasi-Prescriptive	63.0	10.8	n/a
747	39	Electricity Retrofit Incentive	Consumer, Business	2009	Final	Quasi-Prescriptive	Quasi-Prescriptive	63.0	10.8	n/a
748	39	Electricity Retrofit Incentive	Consumer, Business	2009	Final	Quasi-Prescriptive	Quasi-Prescriptive	63.0	10.8	n/a

# OPA Conservation & Demand Management Programs

Measure Results at End-User Level

For: Province Wide

#	Initiative Number	Initiative Name	Program Name	Program Year	Results Status	Province Wide Results					
						Gross Summer Peak Demand Savings (kW)	Gross Annual Energy Savings (kWh)	Gross Lifetime Energy Savings (kWh)	Net Summer Peak Demand Savings (kW)	Net Annual Energy Savings (kWh)	Net Lifetime Energy Savings (kWh)
715	39	Electricity Retrofit Incentive	Consumer, Business	2009	Final	n/a	n/a	n/a	n/a	n/a	n/a
716	39	Electricity Retrofit Incentive	Consumer, Business	2009	Final	n/a	n/a	n/a	n/a	n/a	n/a
717	39	Electricity Retrofit Incentive	Consumer, Business	2009	Final	n/a	n/a	n/a	n/a	n/a	n/a
718	39	Electricity Retrofit Incentive	Consumer, Business	2009	Final	n/a	n/a	n/a	n/a	n/a	n/a
719	39	Electricity Retrofit Incentive	Consumer, Business	2009	Final	n/a	n/a	n/a	n/a	n/a	n/a
720	39	Electricity Retrofit Incentive	Consumer, Business	2009	Final	n/a	n/a	n/a	n/a	n/a	n/a
721	39	Electricity Retrofit Incentive	Consumer, Business	2009	Final	n/a	n/a	n/a	n/a	n/a	n/a
722	39	Electricity Retrofit Incentive	Consumer, Business	2009	Final	n/a	n/a	n/a	n/a	n/a	n/a
723	39	Electricity Retrofit Incentive	Consumer, Business	2009	Final	n/a	n/a	n/a	n/a	n/a	n/a
724	39	Electricity Retrofit Incentive	Consumer, Business	2009	Final	n/a	n/a	n/a	n/a	n/a	n/a
725	39	Electricity Retrofit Incentive	Consumer, Business	2009	Final	n/a	n/a	n/a	n/a	n/a	n/a
726	39	Electricity Retrofit Incentive	Consumer, Business	2009	Final	n/a	n/a	n/a	n/a	n/a	n/a
727	39	Electricity Retrofit Incentive	Consumer, Business	2009	Final	n/a	n/a	n/a	n/a	n/a	n/a
728	39	Electricity Retrofit Incentive	Consumer, Business	2009	Final	n/a	n/a	n/a	n/a	n/a	n/a
729	39	Electricity Retrofit Incentive	Consumer, Business	2009	Final	n/a	n/a	n/a	n/a	n/a	n/a
730	39	Electricity Retrofit Incentive	Consumer, Business	2009	Final	n/a	n/a	n/a	n/a	n/a	n/a
731	39	Electricity Retrofit Incentive	Consumer, Business	2009	Final	n/a	n/a	n/a	n/a	n/a	n/a
732	39	Electricity Retrofit Incentive	Consumer, Business	2009	Final	n/a	n/a	n/a	n/a	n/a	n/a
733	39	Electricity Retrofit Incentive	Consumer, Business	2009	Final	n/a	n/a	n/a	n/a	n/a	n/a
734	39	Electricity Retrofit Incentive	Consumer, Business	2009	Final	n/a	n/a	n/a	n/a	n/a	n/a
735	39	Electricity Retrofit Incentive	Consumer, Business	2009	Final	n/a	n/a	n/a	n/a	n/a	n/a
736	39	Electricity Retrofit Incentive	Consumer, Business	2009	Final	n/a	n/a	n/a	n/a	n/a	n/a
737	39	Electricity Retrofit Incentive	Consumer, Business	2009	Final	n/a	n/a	n/a	n/a	n/a	n/a
738	39	Electricity Retrofit Incentive	Consumer, Business	2009	Final	n/a	n/a	n/a	n/a	n/a	n/a
739	39	Electricity Retrofit Incentive	Consumer, Business	2009	Final	n/a	n/a	n/a	n/a	n/a	n/a
740	39	Electricity Retrofit Incentive	Consumer, Business	2009	Final	n/a	n/a	n/a	n/a	n/a	n/a
741	39	Electricity Retrofit Incentive	Consumer, Business	2009	Final	n/a	n/a	n/a	n/a	n/a	n/a
742	39	Electricity Retrofit Incentive	Consumer, Business	2009	Final	n/a	n/a	n/a	n/a	n/a	n/a
743	39	Electricity Retrofit Incentive	Consumer, Business	2009	Final	n/a	n/a	n/a	n/a	n/a	n/a
744	39	Electricity Retrofit Incentive	Consumer, Business	2009	Final	n/a	n/a	n/a	n/a	n/a	n/a
745	39	Electricity Retrofit Incentive	Consumer, Business	2009	Final	n/a	n/a	n/a	n/a	n/a	n/a
746	39	Electricity Retrofit Incentive	Consumer, Business	2009	Final	n/a	n/a	n/a	n/a	n/a	n/a
747	39	Electricity Retrofit Incentive	Consumer, Business	2009	Final	n/a	n/a	n/a	n/a	n/a	n/a
748	39	Electricity Retrofit Incentive	Consumer, Business	2009	Final	n/a	n/a	n/a	n/a	n/a	n/a

# OPA Conservation & Demand Management Programs

Measure Results at End-User Level

For: Province Wide

#	Initiative Number	Initiative Name	Program Name	Program Year	Results Status	#
749	39	Electricity Retrofit Incentive	Consumer, Business	2009	Final	61
750	39	Electricity Retrofit Incentive	Consumer, Business	2009	Final	62
751	39	Electricity Retrofit Incentive	Consumer, Business	2009	Final	63
752	39	Electricity Retrofit Incentive	Consumer, Business	2009	Final	64
753	39	Electricity Retrofit Incentive	Consumer, Business	2009	Final	65
754	39	Electricity Retrofit Incentive	Consumer, Business	2009	Final	66
755	39	Electricity Retrofit Incentive	Consumer, Business	2009	Final	67
756	39	Electricity Retrofit Incentive	Consumer, Business	2009	Final	68
757	39	Electricity Retrofit Incentive	Consumer, Business	2009	Final	69
758	39	Electricity Retrofit Incentive	Consumer, Business	2009	Final	70
759	39	Electricity Retrofit Incentive	Consumer, Business	2009	Final	71
760	39	Electricity Retrofit Incentive	Consumer, Business	2009	Final	72
761	39	Electricity Retrofit Incentive	Consumer, Business	2009	Final	73
762	39	Electricity Retrofit Incentive	Consumer, Business	2009	Final	74
763	39	Electricity Retrofit Incentive	Consumer, Business	2009	Final	75
764	39	Electricity Retrofit Incentive	Consumer, Business	2009	Final	76
765	39	Electricity Retrofit Incentive	Consumer, Business	2009	Final	77
766	39	Electricity Retrofit Incentive	Consumer, Business	2009	Final	78
767	39	Electricity Retrofit Incentive	Consumer, Business	2009	Final	79
768	39	Electricity Retrofit Incentive	Consumer, Business	2009	Final	80
769	39	Electricity Retrofit Incentive	Consumer, Business	2009	Final	81
770	39	Electricity Retrofit Incentive	Consumer, Business	2009	Final	82
771	39	Electricity Retrofit Incentive	Consumer, Business	2009	Final	83
772	39	Electricity Retrofit Incentive	Consumer, Business	2009	Final	84
773	39	Electricity Retrofit Incentive	Consumer, Business	2009	Final	85
774	39	Electricity Retrofit Incentive	Consumer, Business	2009	Final	86
775	39	Electricity Retrofit Incentive	Consumer, Business	2009	Final	87
776	39	Electricity Retrofit Incentive	Consumer, Business	2009	Final	88
777	39	Electricity Retrofit Incentive	Consumer, Business	2009	Final	89
778	39	Electricity Retrofit Incentive	Consumer, Business	2009	Final	90
779	39	Electricity Retrofit Incentive	Consumer, Business	2009	Final	91
780	39	Electricity Retrofit Incentive	Consumer, Business	2009	Final	92
781	39	Electricity Retrofit Incentive	Consumer, Business	2009	Final	93
782	39	Electricity Retrofit Incentive	Consumer, Business	2009	Final	94



# OPA Conservation & Demand Management Programs

## Measure Results at End-User Level

For: Province Wide

#	Initiative Number	Initiative Name	Program Name	Program Year	Results Status	Measure Name
749	39	Electricity Retrofit Incentive	Consumer, Business	2009	Final	Motor Open Drip-Proof (ODP), 10 HP - Commercial Sector
750	39	Electricity Retrofit Incentive	Consumer, Business	2009	Final	Motor Open Drip-Proof (ODP), 15 HP - Commercial Sector
751	39	Electricity Retrofit Incentive	Consumer, Business	2009	Final	Motor Open Drip-Proof (ODP), 20 HP - Commercial Sector
752	39	Electricity Retrofit Incentive	Consumer, Business	2009	Final	Motor Open Drip-Proof (ODP), 25 HP - Commercial Sector
753	39	Electricity Retrofit Incentive	Consumer, Business	2009	Final	Motor Open Drip-Proof (ODP), 30 HP - Commercial Sector
754	39	Electricity Retrofit Incentive	Consumer, Business	2009	Final	Motor Open Drip-Proof (ODP), 40 HP - Commercial Sector
755	39	Electricity Retrofit Incentive	Consumer, Business	2009	Final	Motor Open Drip-Proof (ODP), 50 HP - Commercial Sector
756	39	Electricity Retrofit Incentive	Consumer, Business	2009	Final	Motor Open Drip-Proof (ODP), 60 HP - Commercial Sector
757	39	Electricity Retrofit Incentive	Consumer, Business	2009	Final	Motor Open Drip-Proof (ODP), 75 HP - Commercial Sector
758	39	Electricity Retrofit Incentive	Consumer, Business	2009	Final	Motor Open Drip-Proof (ODP), 100 HP - Commercial Sector
759	39	Electricity Retrofit Incentive	Consumer, Business	2009	Final	Motor Open Drip-Proof (ODP), 125 HP - Commercial Sector
760	39	Electricity Retrofit Incentive	Consumer, Business	2009	Final	Motor Open Drip-Proof (ODP), 150 HP - Commercial Sector
761	39	Electricity Retrofit Incentive	Consumer, Business	2009	Final	Motor Open Drip-Proof (ODP), 200 HP - Commercial Sector
762	39	Electricity Retrofit Incentive	Consumer, Business	2009	Final	Motor Totally Enclosed Fan-Cooled (TEFC), 1 HP - Commercial Sector
763	39	Electricity Retrofit Incentive	Consumer, Business	2009	Final	Motor Totally Enclosed Fan-Cooled (TEFC), 1.5 HP - Commercial Sector
764	39	Electricity Retrofit Incentive	Consumer, Business	2009	Final	Motor Totally Enclosed Fan-Cooled (TEFC), 2 HP - Commercial Sector
765	39	Electricity Retrofit Incentive	Consumer, Business	2009	Final	Motor Totally Enclosed Fan-Cooled (TEFC), 3 HP - Commercial Sector
766	39	Electricity Retrofit Incentive	Consumer, Business	2009	Final	Motor Totally Enclosed Fan-Cooled (TEFC), 5 HP - Commercial Sector
767	39	Electricity Retrofit Incentive	Consumer, Business	2009	Final	Motor Totally Enclosed Fan-Cooled (TEFC), 7.5 HP - Commercial Sector
768	39	Electricity Retrofit Incentive	Consumer, Business	2009	Final	Motor Totally Enclosed Fan-Cooled (TEFC), 10 HP - Commercial Sector
769	39	Electricity Retrofit Incentive	Consumer, Business	2009	Final	Motor Totally Enclosed Fan-Cooled (TEFC), 15 HP - Commercial Sector
770	39	Electricity Retrofit Incentive	Consumer, Business	2009	Final	Motor Totally Enclosed Fan-Cooled (TEFC), 20 HP - Commercial Sector
771	39	Electricity Retrofit Incentive	Consumer, Business	2009	Final	Motor Totally Enclosed Fan-Cooled (TEFC), 25 HP - Commercial Sector
772	39	Electricity Retrofit Incentive	Consumer, Business	2009	Final	Motor Totally Enclosed Fan-Cooled (TEFC), 30 HP - Commercial Sector
773	39	Electricity Retrofit Incentive	Consumer, Business	2009	Final	Motor Totally Enclosed Fan-Cooled (TEFC), 40 HP - Commercial Sector
774	39	Electricity Retrofit Incentive	Consumer, Business	2009	Final	Motor Totally Enclosed Fan-Cooled (TEFC), 50 HP - Commercial Sector
775	39	Electricity Retrofit Incentive	Consumer, Business	2009	Final	Motor Totally Enclosed Fan-Cooled (TEFC), 60 HP - Commercial Sector
776	39	Electricity Retrofit Incentive	Consumer, Business	2009	Final	Motor Totally Enclosed Fan-Cooled (TEFC), 75 HP - Commercial Sector
777	39	Electricity Retrofit Incentive	Consumer, Business	2009	Final	Motor Totally Enclosed Fan-Cooled (TEFC), 100 HP - Commercial Sector
778	39	Electricity Retrofit Incentive	Consumer, Business	2009	Final	Motor Totally Enclosed Fan-Cooled (TEFC), 125 HP - Commercial Sector
779	39	Electricity Retrofit Incentive	Consumer, Business	2009	Final	Motor Totally Enclosed Fan-Cooled (TEFC), 150 HP - Commercial Sector
780	39	Electricity Retrofit Incentive	Consumer, Business	2009	Final	Motor Totally Enclosed Fan-Cooled (TEFC), 200 HP - Commercial Sector
781	39	Electricity Retrofit Incentive	Consumer, Business	2009	Final	Unitary AC Single Phase <= 5.4 Tons - Commercial Sector
782	39	Electricity Retrofit Incentive	Consumer, Business	2009	Final	Unitary AC 3 Phase <= 5.4 Tons - Commercial Sector

## Measure Results at End-User Level

#	Initiative Number	Initiative Name	Program Name	Program Year	Results Status
749	39	Electricity Retrofit Incentive	Consumer, Business	2009	Final
750	39	Electricity Retrofit Incentive	Consumer, Business	2009	Final
751	39	Electricity Retrofit Incentive	Consumer, Business	2009	Final
752	39	Electricity Retrofit Incentive	Consumer, Business	2009	Final
753	39	Electricity Retrofit Incentive	Consumer, Business	2009	Final
754	39	Electricity Retrofit Incentive	Consumer, Business	2009	Final
755	39	Electricity Retrofit Incentive	Consumer, Business	2009	Final
756	39	Electricity Retrofit Incentive	Consumer, Business	2009	Final
757	39	Electricity Retrofit Incentive	Consumer, Business	2009	Final
758	39	Electricity Retrofit Incentive	Consumer, Business	2009	Final
759	39	Electricity Retrofit Incentive	Consumer, Business	2009	Final
760	39	Electricity Retrofit Incentive	Consumer, Business	2009	Final
761	39	Electricity Retrofit Incentive	Consumer, Business	2009	Final
762	39	Electricity Retrofit Incentive	Consumer, Business	2009	Final
763	39	Electricity Retrofit Incentive	Consumer, Business	2009	Final
764	39	Electricity Retrofit Incentive	Consumer, Business	2009	Final
765	39	Electricity Retrofit Incentive	Consumer, Business	2009	Final
766	39	Electricity Retrofit Incentive	Consumer, Business	2009	Final
767	39	Electricity Retrofit Incentive	Consumer, Business	2009	Final
768	39	Electricity Retrofit Incentive	Consumer, Business	2009	Final
769	39	Electricity Retrofit Incentive	Consumer, Business	2009	Final
770	39	Electricity Retrofit Incentive	Consumer, Business	2009	Final
771	39	Electricity Retrofit Incentive	Consumer, Business	2009	Final
772	39	Electricity Retrofit Incentive	Consumer, Business	2009	Final
773	39	Electricity Retrofit Incentive	Consumer, Business	2009	Final
774	39	Electricity Retrofit Incentive	Consumer, Business	2009	Final
775	39	Electricity Retrofit Incentive	Consumer, Business	2009	Final
776	39	Electricity Retrofit Incentive	Consumer, Business	2009	Final
777	39	Electricity Retrofit Incentive	Consumer, Business	2009	Final
778	39	Electricity Retrofit Incentive	Consumer, Business	2009	Final
779	39	Electricity Retrofit Incentive	Consumer, Business	2009	Final
780	39	Electricity Retrofit Incentive	Consumer, Business	2009	Final
781	39	Electricity Retrofit Incentive	Consumer, Business	2009	Final
782	39	Electricity Retrofit Incentive	Consumer, Business	2009	Final

[illegible]

OPA Conservation & Demand Management Programs

Measure Results at End-User Level

For: Province Wide

#	Initiative Number	Initiative Name	Program Name	Program Year	Results Status	Assumptions				Activity Results (#)
						Net Annual Energy Savings (kWh)	Net Lifetime Energy Savings (kWh)	Aggregate Net-to-Gross Adjustment (%)	Effective Useful Life (EUL)	
749	39	Electricity Retrofit Incentive	Consumer, Business	2009	Final	Quasi-Prescriptive	Quasi-Prescriptive	63.0	10.8	n/a
750	39	Electricity Retrofit Incentive	Consumer, Business	2009	Final	Quasi-Prescriptive	Quasi-Prescriptive	63.0	10.8	n/a
751	39	Electricity Retrofit Incentive	Consumer, Business	2009	Final	Quasi-Prescriptive	Quasi-Prescriptive	63.0	10.8	n/a
752	39	Electricity Retrofit Incentive	Consumer, Business	2009	Final	Quasi-Prescriptive	Quasi-Prescriptive	63.0	10.8	n/a
753	39	Electricity Retrofit Incentive	Consumer, Business	2009	Final	Quasi-Prescriptive	Quasi-Prescriptive	63.0	10.8	n/a
754	39	Electricity Retrofit Incentive	Consumer, Business	2009	Final	Quasi-Prescriptive	Quasi-Prescriptive	63.0	10.8	n/a
755	39	Electricity Retrofit Incentive	Consumer, Business	2009	Final	Quasi-Prescriptive	Quasi-Prescriptive	63.0	10.8	n/a
756	39	Electricity Retrofit Incentive	Consumer, Business	2009	Final	Quasi-Prescriptive	Quasi-Prescriptive	63.0	10.8	n/a
757	39	Electricity Retrofit Incentive	Consumer, Business	2009	Final	Quasi-Prescriptive	Quasi-Prescriptive	63.0	10.8	n/a
758	39	Electricity Retrofit Incentive	Consumer, Business	2009	Final	Quasi-Prescriptive	Quasi-Prescriptive	63.0	10.8	n/a
759	39	Electricity Retrofit Incentive	Consumer, Business	2009	Final	Quasi-Prescriptive	Quasi-Prescriptive	63.0	10.8	n/a
760	39	Electricity Retrofit Incentive	Consumer, Business	2009	Final	Quasi-Prescriptive	Quasi-Prescriptive	63.0	10.8	n/a
761	39	Electricity Retrofit Incentive	Consumer, Business	2009	Final	Quasi-Prescriptive	Quasi-Prescriptive	63.0	10.8	n/a
762	39	Electricity Retrofit Incentive	Consumer, Business	2009	Final	Quasi-Prescriptive	Quasi-Prescriptive	63.0	10.8	n/a
763	39	Electricity Retrofit Incentive	Consumer, Business	2009	Final	Quasi-Prescriptive	Quasi-Prescriptive	63.0	10.8	n/a
764	39	Electricity Retrofit Incentive	Consumer, Business	2009	Final	Quasi-Prescriptive	Quasi-Prescriptive	63.0	10.8	n/a
765	39	Electricity Retrofit Incentive	Consumer, Business	2009	Final	Quasi-Prescriptive	Quasi-Prescriptive	63.0	10.8	n/a
766	39	Electricity Retrofit Incentive	Consumer, Business	2009	Final	Quasi-Prescriptive	Quasi-Prescriptive	63.0	10.8	n/a
767	39	Electricity Retrofit Incentive	Consumer, Business	2009	Final	Quasi-Prescriptive	Quasi-Prescriptive	63.0	10.8	n/a
768	39	Electricity Retrofit Incentive	Consumer, Business	2009	Final	Quasi-Prescriptive	Quasi-Prescriptive	63.0	10.8	n/a
769	39	Electricity Retrofit Incentive	Consumer, Business	2009	Final	Quasi-Prescriptive	Quasi-Prescriptive	63.0	10.8	n/a
770	39	Electricity Retrofit Incentive	Consumer, Business	2009	Final	Quasi-Prescriptive	Quasi-Prescriptive	63.0	10.8	n/a
771	39	Electricity Retrofit Incentive	Consumer, Business	2009	Final	Quasi-Prescriptive	Quasi-Prescriptive	63.0	10.8	n/a
772	39	Electricity Retrofit Incentive	Consumer, Business	2009	Final	Quasi-Prescriptive	Quasi-Prescriptive	63.0	10.8	n/a
773	39	Electricity Retrofit Incentive	Consumer, Business	2009	Final	Quasi-Prescriptive	Quasi-Prescriptive	63.0	10.8	n/a
774	39	Electricity Retrofit Incentive	Consumer, Business	2009	Final	Quasi-Prescriptive	Quasi-Prescriptive	63.0	10.8	n/a
775	39	Electricity Retrofit Incentive	Consumer, Business	2009	Final	Quasi-Prescriptive	Quasi-Prescriptive	63.0	10.8	n/a
776	39	Electricity Retrofit Incentive	Consumer, Business	2009	Final	Quasi-Prescriptive	Quasi-Prescriptive	63.0	10.8	n/a
777	39	Electricity Retrofit Incentive	Consumer, Business	2009	Final	Quasi-Prescriptive	Quasi-Prescriptive	63.0	10.8	n/a
778	39	Electricity Retrofit Incentive	Consumer, Business	2009	Final	Quasi-Prescriptive	Quasi-Prescriptive	63.0	10.8	n/a
779	39	Electricity Retrofit Incentive	Consumer, Business	2009	Final	Quasi-Prescriptive	Quasi-Prescriptive	63.0	10.8	n/a
780	39	Electricity Retrofit Incentive	Consumer, Business	2009	Final	Quasi-Prescriptive	Quasi-Prescriptive	63.0	10.8	n/a
781	39	Electricity Retrofit Incentive	Consumer, Business	2009	Final	Quasi-Prescriptive	Quasi-Prescriptive	63.0	10.8	n/a
782	39	Electricity Retrofit Incentive	Consumer, Business	2009	Final	Quasi-Prescriptive	Quasi-Prescriptive	63.0	10.8	n/a

# OPA Conservation & Demand Management Programs

Measure Results at End-User Level

For: Province Wide

#	Initiative Number	Initiative Name	Program Name	Program Year	Results Status	Province Wide Results					
						Gross Summer Peak Demand Savings (kW)	Gross Annual Energy Savings (kWh)	Gross Lifetime Energy Savings (kWh)	Net Summer Peak Demand Savings (kW)	Net Annual Energy Savings (kWh)	Net Lifetime Energy Savings (kWh)
749	39	Electricity Retrofit Incentive	Consumer, Business	2009	Final	n/a	n/a	n/a	n/a	n/a	n/a
750	39	Electricity Retrofit Incentive	Consumer, Business	2009	Final	n/a	n/a	n/a	n/a	n/a	n/a
751	39	Electricity Retrofit Incentive	Consumer, Business	2009	Final	n/a	n/a	n/a	n/a	n/a	n/a
752	39	Electricity Retrofit Incentive	Consumer, Business	2009	Final	n/a	n/a	n/a	n/a	n/a	n/a
753	39	Electricity Retrofit Incentive	Consumer, Business	2009	Final	n/a	n/a	n/a	n/a	n/a	n/a
754	39	Electricity Retrofit Incentive	Consumer, Business	2009	Final	n/a	n/a	n/a	n/a	n/a	n/a
755	39	Electricity Retrofit Incentive	Consumer, Business	2009	Final	n/a	n/a	n/a	n/a	n/a	n/a
756	39	Electricity Retrofit Incentive	Consumer, Business	2009	Final	n/a	n/a	n/a	n/a	n/a	n/a
757	39	Electricity Retrofit Incentive	Consumer, Business	2009	Final	n/a	n/a	n/a	n/a	n/a	n/a
758	39	Electricity Retrofit Incentive	Consumer, Business	2009	Final	n/a	n/a	n/a	n/a	n/a	n/a
759	39	Electricity Retrofit Incentive	Consumer, Business	2009	Final	n/a	n/a	n/a	n/a	n/a	n/a
760	39	Electricity Retrofit Incentive	Consumer, Business	2009	Final	n/a	n/a	n/a	n/a	n/a	n/a
761	39	Electricity Retrofit Incentive	Consumer, Business	2009	Final	n/a	n/a	n/a	n/a	n/a	n/a
762	39	Electricity Retrofit Incentive	Consumer, Business	2009	Final	n/a	n/a	n/a	n/a	n/a	n/a
763	39	Electricity Retrofit Incentive	Consumer, Business	2009	Final	n/a	n/a	n/a	n/a	n/a	n/a
764	39	Electricity Retrofit Incentive	Consumer, Business	2009	Final	n/a	n/a	n/a	n/a	n/a	n/a
765	39	Electricity Retrofit Incentive	Consumer, Business	2009	Final	n/a	n/a	n/a	n/a	n/a	n/a
766	39	Electricity Retrofit Incentive	Consumer, Business	2009	Final	n/a	n/a	n/a	n/a	n/a	n/a
767	39	Electricity Retrofit Incentive	Consumer, Business	2009	Final	n/a	n/a	n/a	n/a	n/a	n/a
768	39	Electricity Retrofit Incentive	Consumer, Business	2009	Final	n/a	n/a	n/a	n/a	n/a	n/a
769	39	Electricity Retrofit Incentive	Consumer, Business	2009	Final	n/a	n/a	n/a	n/a	n/a	n/a
770	39	Electricity Retrofit Incentive	Consumer, Business	2009	Final	n/a	n/a	n/a	n/a	n/a	n/a
771	39	Electricity Retrofit Incentive	Consumer, Business	2009	Final	n/a	n/a	n/a	n/a	n/a	n/a
772	39	Electricity Retrofit Incentive	Consumer, Business	2009	Final	n/a	n/a	n/a	n/a	n/a	n/a
773	39	Electricity Retrofit Incentive	Consumer, Business	2009	Final	n/a	n/a	n/a	n/a	n/a	n/a
774	39	Electricity Retrofit Incentive	Consumer, Business	2009	Final	n/a	n/a	n/a	n/a	n/a	n/a
775	39	Electricity Retrofit Incentive	Consumer, Business	2009	Final	n/a	n/a	n/a	n/a	n/a	n/a
776	39	Electricity Retrofit Incentive	Consumer, Business	2009	Final	n/a	n/a	n/a	n/a	n/a	n/a
777	39	Electricity Retrofit Incentive	Consumer, Business	2009	Final	n/a	n/a	n/a	n/a	n/a	n/a
778	39	Electricity Retrofit Incentive	Consumer, Business	2009	Final	n/a	n/a	n/a	n/a	n/a	n/a
779	39	Electricity Retrofit Incentive	Consumer, Business	2009	Final	n/a	n/a	n/a	n/a	n/a	n/a
780	39	Electricity Retrofit Incentive	Consumer, Business	2009	Final	n/a	n/a	n/a	n/a	n/a	n/a
781	39	Electricity Retrofit Incentive	Consumer, Business	2009	Final	n/a	n/a	n/a	n/a	n/a	n/a
782	39	Electricity Retrofit Incentive	Consumer, Business	2009	Final	n/a	n/a	n/a	n/a	n/a	n/a

OPA Conservation & Demand Management Programs

Measure Results at End-User Level

For: Province Wide

#	Initiative Number	Initiative Name	Program Name	Program Year	Results Status	#
783	39	Electricity Retrofit Incentive	Consumer, Business	2009	Final	95
784	39	Electricity Retrofit Incentive	Consumer, Business	2009	Final	96
785	39	Electricity Retrofit Incentive	Consumer, Business	2009	Final	97
786	39	Electricity Retrofit Incentive	Consumer, Business	2009	Final	98
787	39	Electricity Retrofit Incentive	Consumer, Business	2009	Final	99
788	39	Electricity Retrofit Incentive	Consumer, Business	2009	Final	100
789	39	Electricity Retrofit Incentive	Consumer, Business	2009	Final	101
790	39	Electricity Retrofit Incentive	Consumer, Business	2009	Final	102
791	39	Electricity Retrofit Incentive	Consumer, Business	2009	Final	103
792	39	Electricity Retrofit Incentive	Consumer, Business	2009	Final	104
793	39	Electricity Retrofit Incentive	Consumer, Business	2009	Final	105
794	39	Electricity Retrofit Incentive	Consumer, Business	2009	Final	106
795	39	Electricity Retrofit Incentive	Consumer, Business	2009	Final	107
796	39	Electricity Retrofit Incentive	Consumer, Business	2009	Final	108
797	39	Electricity Retrofit Incentive	Consumer, Business	2009	Final	109
798	39	Electricity Retrofit Incentive	Consumer, Business	2009	Final	110
799	39	Electricity Retrofit Incentive	Consumer, Business	2009	Final	111
800	39	Electricity Retrofit Incentive	Consumer, Business	2009	Final	112
801	39	Electricity Retrofit Incentive	Consumer, Business	2009	Final	113
802	39	Electricity Retrofit Incentive	Consumer, Business	2009	Final	114
803	39	Electricity Retrofit Incentive	Consumer, Business	2009	Final	115
804	39	Electricity Retrofit Incentive	Consumer, Business	2009	Final	116
805	39	Electricity Retrofit Incentive	Consumer, Business	2009	Final	117
806	39	Electricity Retrofit Incentive	Consumer, Business	2009	Final	118
807	39	Electricity Retrofit Incentive	Consumer, Business	2009	Final	119
808	39	Electricity Retrofit Incentive	Consumer, Business	2009	Final	120
809	39	Electricity Retrofit Incentive	Consumer, Business	2009	Final	121
810	39	Electricity Retrofit Incentive	Consumer, Business	2009	Final	122
811	39	Electricity Retrofit Incentive	Consumer, Business	2009	Final	123
812	39	Electricity Retrofit Incentive	Consumer, Business	2009	Final	124
813	39	Electricity Retrofit Incentive	Consumer, Business	2009	Final	125
814	39	Electricity Retrofit Incentive	Consumer, Business	2009	Final	126
815	39	Electricity Retrofit Incentive	Consumer, Business	2009	Final	127
816	39	Electricity Retrofit Incentive	Consumer, Business	2009	Final	128

# OPA Conservation & Demand Management Programs

## Measure Results at End-User Level

For: Province Wide

#	Initiative Number	Initiative Name	Program Name	Program Year	Results Status	Measure Name
783	39	Electricity Retrofit Incentive	Consumer, Business	2009	Final	Unitary AC >5.4 & <= 11.25 tons - Commercial Sector
784	39	Electricity Retrofit Incentive	Consumer, Business	2009	Final	Unitary AC >11.25 & <= 20 tons - Commercial Sector
785	39	Electricity Retrofit Incentive	Consumer, Business	2009	Final	Unitary AC 25 tons - Commercial Sector
786	39	Electricity Retrofit Incentive	Consumer, Business	2009	Final	AgriCommercial Creep Heat Pads, 75W - Commercial Sector
787	39	Electricity Retrofit Incentive	Consumer, Business	2009	Final	AgriCommercial Creep Heat Pads, 100W - Commercial Sector
788	39	Electricity Retrofit Incentive	Consumer, Business	2009	Final	AgriCommercial Creep Heat Pads, 150W - Commercial Sector
789	39	Electricity Retrofit Incentive	Consumer, Business	2009	Final	AgriCommercial Creep Heat Pads, 200W - Commercial Sector
790	39	Electricity Retrofit Incentive	Consumer, Business	2009	Final	AgriCommercial High Temperature Cutout Thermostat - Commercial Sector
791	39	Electricity Retrofit Incentive	Consumer, Business	2009	Final	AgriCommercial Creep Heat Controller - Commercial Sector
792	39	Electricity Retrofit Incentive	Consumer, Business	2009	Final	AgriCommercial Energy Efficient Ventilation Exhaust Fans - Commercial Sector
793	39	Electricity Retrofit Incentive	Consumer, Business	2009	Final	AgriCommercial Low Energy Livestock Waterers - Commercial Sector
794	39	Electricity Retrofit Incentive	Consumer, Business	2009	Final	AgriCommercial Photocell and Timer for Lighting Control - Commercial Sector
795	39	Electricity Retrofit Incentive	Consumer, Business	2009	Final	AgriCommercial High Speed Low Volume Fans - Commercial Sector
796	39	Electricity Retrofit Incentive	Consumer, Business	2009	Final	Solar Hot Water Collectors - Commercial Sector
797	39	Electricity Retrofit Incentive	Consumer, Business	2009	Final	Non-Electric Storage Tank Hot Water Heaters - Commercial Sector
798	39	Electricity Retrofit Incentive	Consumer, Business	2009	Final	Tankless/Instantaneous Hot Water Heaters - Commercial Sector
799	39	Electricity Retrofit Incentive	Consumer, Business	2009	Final	Drain Water Heat Recovery Systems - Commercial Sector
800	39	Electricity Retrofit Incentive	Consumer, Business	2009	Final	Custom Project - Commercial Sector
801	39	Electricity Retrofit Incentive	Consumer, Business	2009	Final	Lighting System ENERGY STAR® Rated Exit Signs - Multi-Family Sector
802	39	Electricity Retrofit Incentive	Consumer, Business	2009	Final	Lighting System Refrigerated Display Case LED Strip Lights - Multi-Family Sector
803	39	Electricity Retrofit Incentive	Consumer, Business	2009	Final	Lighting System Screw-In & GU-24 base CFLs - Multi-Family Sector
804	39	Electricity Retrofit Incentive	Consumer, Business	2009	Final	Lighting System PAR CFLs, <= 11W - Multi-Family Sector
805	39	Electricity Retrofit Incentive	Consumer, Business	2009	Final	Lighting System PAR CFLs, 12-20W - Multi-Family Sector
806	39	Electricity Retrofit Incentive	Consumer, Business	2009	Final	Lighting System PAR CFLs, 20-39W - Multi-Family Sector
807	39	Electricity Retrofit Incentive	Consumer, Business	2009	Final	Lighting System 2 Pin CFLs, <14W - Multi-Family Sector
808	39	Electricity Retrofit Incentive	Consumer, Business	2009	Final	Lighting System 2 Pin CFLs, 14-26W - Multi-Family Sector
809	39	Electricity Retrofit Incentive	Consumer, Business	2009	Final	Lighting System 2 Pin CFLs, 29-39W - Multi-Family Sector
810	39	Electricity Retrofit Incentive	Consumer, Business	2009	Final	Lighting System 4 Pin CFLs, <14W - Multi-Family Sector
811	39	Electricity Retrofit Incentive	Consumer, Business	2009	Final	Lighting System 4 Pin CFLs, 14-26W - Multi-Family Sector
812	39	Electricity Retrofit Incentive	Consumer, Business	2009	Final	Lighting System 4 Pin CFLs, 29-39W - Multi-Family Sector
813	39	Electricity Retrofit Incentive	Consumer, Business	2009	Final	Lighting System Dimmable CFLs, <=16W - Multi-Family Sector
814	39	Electricity Retrofit Incentive	Consumer, Business	2009	Final	Lighting System Dimmable CFLs, 17-20W - Multi-Family Sector
815	39	Electricity Retrofit Incentive	Consumer, Business	2009	Final	Lighting System Dimmable CFLs, 21-29W - Multi-Family Sector
816	39	Electricity Retrofit Incentive	Consumer, Business	2009	Final	Lighting System Standard Performance T8, Single Lamp - Multi-Family Sector



## Measure Results at End-User Level

#	Initiative Number	Initiative Name	Program Name	Program Year	Results Status
783	39	Electricity Retrofit Incentive	Consumer, Business	2009	Final
784	39	Electricity Retrofit Incentive	Consumer, Business	2009	Final
785	39	Electricity Retrofit Incentive	Consumer, Business	2009	Final
786	39	Electricity Retrofit Incentive	Consumer, Business	2009	Final
787	39	Electricity Retrofit Incentive	Consumer, Business	2009	Final
788	39	Electricity Retrofit Incentive	Consumer, Business	2009	Final
789	39	Electricity Retrofit Incentive	Consumer, Business	2009	Final
790	39	Electricity Retrofit Incentive	Consumer, Business	2009	Final
791	39	Electricity Retrofit Incentive	Consumer, Business	2009	Final
792	39	Electricity Retrofit Incentive	Consumer, Business	2009	Final
793	39	Electricity Retrofit Incentive	Consumer, Business	2009	Final
794	39	Electricity Retrofit Incentive	Consumer, Business	2009	Final
795	39	Electricity Retrofit Incentive	Consumer, Business	2009	Final
796	39	Electricity Retrofit Incentive	Consumer, Business	2009	Final
797	39	Electricity Retrofit Incentive	Consumer, Business	2009	Final
798	39	Electricity Retrofit Incentive	Consumer, Business	2009	Final
799	39	Electricity Retrofit Incentive	Consumer, Business	2009	Final
800	39	Electricity Retrofit Incentive	Consumer, Business	2009	Final
801	39	Electricity Retrofit Incentive	Consumer, Business	2009	Final
802	39	Electricity Retrofit Incentive	Consumer, Business	2009	Final
803	39	Electricity Retrofit Incentive	Consumer, Business	2009	Final
804	39	Electricity Retrofit Incentive	Consumer, Business	2009	Final
805	39	Electricity Retrofit Incentive	Consumer, Business	2009	Final
806	39	Electricity Retrofit Incentive	Consumer, Business	2009	Final
807	39	Electricity Retrofit Incentive	Consumer, Business	2009	Final
808	39	Electricity Retrofit Incentive	Consumer, Business	2009	Final
809	39	Electricity Retrofit Incentive	Consumer, Business	2009	Final
810	39	Electricity Retrofit Incentive	Consumer, Business	2009	Final
811	39	Electricity Retrofit Incentive	Consumer, Business	2009	Final
812	39	Electricity Retrofit Incentive	Consumer, Business	2009	Final
813	39	Electricity Retrofit Incentive	Consumer, Business	2009	Final
814	39	Electricity Retrofit Incentive	Consumer, Business	2009	Final
815	39	Electricity Retrofit Incentive	Consumer, Business	2009	Final
816	39	Electricity Retrofit Incentive	Consumer, Business	2009	Final

[illegible]

# OPA Conservation & Demand Management Programs

Measure Results at End-User Level

For: Province Wide

#	Initiative Number	Initiative Name	Program Name	Program Year	Results Status	Assumptions				Activity Results (#)
						Net Annual Energy Savings (kWh)	Net Lifetime Energy Savings (kWh)	Aggregate Net-to-Gross Adjustment (%)	Effective Useful Life (EUL)	
783	39	Electricity Retrofit Incentive	Consumer, Business	2009	Final	Quasi-Prescriptive	Quasi-Prescriptive	63.0	10.8	n/a
784	39	Electricity Retrofit Incentive	Consumer, Business	2009	Final	Quasi-Prescriptive	Quasi-Prescriptive	63.0	10.8	n/a
785	39	Electricity Retrofit Incentive	Consumer, Business	2009	Final	Quasi-Prescriptive	Quasi-Prescriptive	63.0	10.8	n/a
786	39	Electricity Retrofit Incentive	Consumer, Business	2009	Final	Quasi-Prescriptive	Quasi-Prescriptive	63.0	10.8	n/a
787	39	Electricity Retrofit Incentive	Consumer, Business	2009	Final	Quasi-Prescriptive	Quasi-Prescriptive	63.0	10.8	n/a
788	39	Electricity Retrofit Incentive	Consumer, Business	2009	Final	Quasi-Prescriptive	Quasi-Prescriptive	63.0	10.8	n/a
789	39	Electricity Retrofit Incentive	Consumer, Business	2009	Final	Quasi-Prescriptive	Quasi-Prescriptive	63.0	10.8	n/a
790	39	Electricity Retrofit Incentive	Consumer, Business	2009	Final	Quasi-Prescriptive	Quasi-Prescriptive	63.0	10.8	n/a
791	39	Electricity Retrofit Incentive	Consumer, Business	2009	Final	Quasi-Prescriptive	Quasi-Prescriptive	63.0	10.8	n/a
792	39	Electricity Retrofit Incentive	Consumer, Business	2009	Final	Quasi-Prescriptive	Quasi-Prescriptive	63.0	10.8	n/a
793	39	Electricity Retrofit Incentive	Consumer, Business	2009	Final	Quasi-Prescriptive	Quasi-Prescriptive	63.0	10.8	n/a
794	39	Electricity Retrofit Incentive	Consumer, Business	2009	Final	Quasi-Prescriptive	Quasi-Prescriptive	63.0	10.8	n/a
795	39	Electricity Retrofit Incentive	Consumer, Business	2009	Final	Quasi-Prescriptive	Quasi-Prescriptive	63.0	10.8	n/a
796	39	Electricity Retrofit Incentive	Consumer, Business	2009	Final	Quasi-Prescriptive	Quasi-Prescriptive	63.0	10.8	n/a
797	39	Electricity Retrofit Incentive	Consumer, Business	2009	Final	Quasi-Prescriptive	Quasi-Prescriptive	63.0	10.8	n/a
798	39	Electricity Retrofit Incentive	Consumer, Business	2009	Final	Quasi-Prescriptive	Quasi-Prescriptive	63.0	10.8	n/a
799	39	Electricity Retrofit Incentive	Consumer, Business	2009	Final	Quasi-Prescriptive	Quasi-Prescriptive	63.0	10.8	n/a
800	39	Electricity Retrofit Incentive	Consumer, Business	2009	Final	Quasi-Prescriptive	Quasi-Prescriptive	63.0	10.8	n/a
801	39	Electricity Retrofit Incentive	Consumer, Business	2009	Final	Quasi-Prescriptive	Quasi-Prescriptive	83.0	6.4	n/a
802	39	Electricity Retrofit Incentive	Consumer, Business	2009	Final	Quasi-Prescriptive	Quasi-Prescriptive	83.0	6.4	n/a
803	39	Electricity Retrofit Incentive	Consumer, Business	2009	Final	Quasi-Prescriptive	Quasi-Prescriptive	83.0	6.4	n/a
804	39	Electricity Retrofit Incentive	Consumer, Business	2009	Final	Quasi-Prescriptive	Quasi-Prescriptive	83.0	6.4	n/a
805	39	Electricity Retrofit Incentive	Consumer, Business	2009	Final	Quasi-Prescriptive	Quasi-Prescriptive	83.0	6.4	n/a
806	39	Electricity Retrofit Incentive	Consumer, Business	2009	Final	Quasi-Prescriptive	Quasi-Prescriptive	83.0	6.4	n/a
807	39	Electricity Retrofit Incentive	Consumer, Business	2009	Final	Quasi-Prescriptive	Quasi-Prescriptive	83.0	6.4	n/a
808	39	Electricity Retrofit Incentive	Consumer, Business	2009	Final	Quasi-Prescriptive	Quasi-Prescriptive	83.0	6.4	n/a
809	39	Electricity Retrofit Incentive	Consumer, Business	2009	Final	Quasi-Prescriptive	Quasi-Prescriptive	83.0	6.4	n/a
810	39	Electricity Retrofit Incentive	Consumer, Business	2009	Final	Quasi-Prescriptive	Quasi-Prescriptive	83.0	6.4	n/a
811	39	Electricity Retrofit Incentive	Consumer, Business	2009	Final	Quasi-Prescriptive	Quasi-Prescriptive	83.0	6.4	n/a
812	39	Electricity Retrofit Incentive	Consumer, Business	2009	Final	Quasi-Prescriptive	Quasi-Prescriptive	83.0	6.4	n/a
813	39	Electricity Retrofit Incentive	Consumer, Business	2009	Final	Quasi-Prescriptive	Quasi-Prescriptive	83.0	6.4	n/a
814	39	Electricity Retrofit Incentive	Consumer, Business	2009	Final	Quasi-Prescriptive	Quasi-Prescriptive	83.0	6.4	n/a
815	39	Electricity Retrofit Incentive	Consumer, Business	2009	Final	Quasi-Prescriptive	Quasi-Prescriptive	83.0	6.4	n/a
816	39	Electricity Retrofit Incentive	Consumer, Business	2009	Final	Quasi-Prescriptive	Quasi-Prescriptive	83.0	6.4	n/a

# OPA Conservation & Demand Management Programs

Measure Results at End-User Level

For: Province Wide

#	Initiative Number	Initiative Name	Program Name	Program Year	Results Status	Province Wide Results					
						Gross Summer Peak Demand Savings (kW)	Gross Annual Energy Savings (kWh)	Gross Lifetime Energy Savings (kWh)	Net Summer Peak Demand Savings (kW)	Net Annual Energy Savings (kWh)	Net Lifetime Energy Savings (kWh)
783	39	Electricity Retrofit Incentive	Consumer, Business	2009	Final	n/a	n/a	n/a	n/a	n/a	n/a
784	39	Electricity Retrofit Incentive	Consumer, Business	2009	Final	n/a	n/a	n/a	n/a	n/a	n/a
785	39	Electricity Retrofit Incentive	Consumer, Business	2009	Final	n/a	n/a	n/a	n/a	n/a	n/a
786	39	Electricity Retrofit Incentive	Consumer, Business	2009	Final	n/a	n/a	n/a	n/a	n/a	n/a
787	39	Electricity Retrofit Incentive	Consumer, Business	2009	Final	n/a	n/a	n/a	n/a	n/a	n/a
788	39	Electricity Retrofit Incentive	Consumer, Business	2009	Final	n/a	n/a	n/a	n/a	n/a	n/a
789	39	Electricity Retrofit Incentive	Consumer, Business	2009	Final	n/a	n/a	n/a	n/a	n/a	n/a
790	39	Electricity Retrofit Incentive	Consumer, Business	2009	Final	n/a	n/a	n/a	n/a	n/a	n/a
791	39	Electricity Retrofit Incentive	Consumer, Business	2009	Final	n/a	n/a	n/a	n/a	n/a	n/a
792	39	Electricity Retrofit Incentive	Consumer, Business	2009	Final	n/a	n/a	n/a	n/a	n/a	n/a
793	39	Electricity Retrofit Incentive	Consumer, Business	2009	Final	n/a	n/a	n/a	n/a	n/a	n/a
794	39	Electricity Retrofit Incentive	Consumer, Business	2009	Final	n/a	n/a	n/a	n/a	n/a	n/a
795	39	Electricity Retrofit Incentive	Consumer, Business	2009	Final	n/a	n/a	n/a	n/a	n/a	n/a
796	39	Electricity Retrofit Incentive	Consumer, Business	2009	Final	n/a	n/a	n/a	n/a	n/a	n/a
797	39	Electricity Retrofit Incentive	Consumer, Business	2009	Final	n/a	n/a	n/a	n/a	n/a	n/a
798	39	Electricity Retrofit Incentive	Consumer, Business	2009	Final	n/a	n/a	n/a	n/a	n/a	n/a
799	39	Electricity Retrofit Incentive	Consumer, Business	2009	Final	n/a	n/a	n/a	n/a	n/a	n/a
800	39	Electricity Retrofit Incentive	Consumer, Business	2009	Final	n/a	n/a	n/a	n/a	n/a	n/a
801	39	Electricity Retrofit Incentive	Consumer, Business	2009	Final	n/a	n/a	n/a	n/a	n/a	n/a
802	39	Electricity Retrofit Incentive	Consumer, Business	2009	Final	n/a	n/a	n/a	n/a	n/a	n/a
803	39	Electricity Retrofit Incentive	Consumer, Business	2009	Final	n/a	n/a	n/a	n/a	n/a	n/a
804	39	Electricity Retrofit Incentive	Consumer, Business	2009	Final	n/a	n/a	n/a	n/a	n/a	n/a
805	39	Electricity Retrofit Incentive	Consumer, Business	2009	Final	n/a	n/a	n/a	n/a	n/a	n/a
806	39	Electricity Retrofit Incentive	Consumer, Business	2009	Final	n/a	n/a	n/a	n/a	n/a	n/a
807	39	Electricity Retrofit Incentive	Consumer, Business	2009	Final	n/a	n/a	n/a	n/a	n/a	n/a
808	39	Electricity Retrofit Incentive	Consumer, Business	2009	Final	n/a	n/a	n/a	n/a	n/a	n/a
809	39	Electricity Retrofit Incentive	Consumer, Business	2009	Final	n/a	n/a	n/a	n/a	n/a	n/a
810	39	Electricity Retrofit Incentive	Consumer, Business	2009	Final	n/a	n/a	n/a	n/a	n/a	n/a
811	39	Electricity Retrofit Incentive	Consumer, Business	2009	Final	n/a	n/a	n/a	n/a	n/a	n/a
812	39	Electricity Retrofit Incentive	Consumer, Business	2009	Final	n/a	n/a	n/a	n/a	n/a	n/a
813	39	Electricity Retrofit Incentive	Consumer, Business	2009	Final	n/a	n/a	n/a	n/a	n/a	n/a
814	39	Electricity Retrofit Incentive	Consumer, Business	2009	Final	n/a	n/a	n/a	n/a	n/a	n/a
815	39	Electricity Retrofit Incentive	Consumer, Business	2009	Final	n/a	n/a	n/a	n/a	n/a	n/a
816	39	Electricity Retrofit Incentive	Consumer, Business	2009	Final	n/a	n/a	n/a	n/a	n/a	n/a

OPA Conservation & Demand Management Programs

Measure Results at End-User Level

For: Province Wide

#	Initiative Number	Initiative Name	Program Name	Program Year	Results Status	#
817	39	Electricity Retrofit Incentive	Consumer, Business	2009	Final	129
818	39	Electricity Retrofit Incentive	Consumer, Business	2009	Final	130
819	39	Electricity Retrofit Incentive	Consumer, Business	2009	Final	131
820	39	Electricity Retrofit Incentive	Consumer, Business	2009	Final	132
821	39	Electricity Retrofit Incentive	Consumer, Business	2009	Final	133
822	39	Electricity Retrofit Incentive	Consumer, Business	2009	Final	134
823	39	Electricity Retrofit Incentive	Consumer, Business	2009	Final	135
824	39	Electricity Retrofit Incentive	Consumer, Business	2009	Final	136
825	39	Electricity Retrofit Incentive	Consumer, Business	2009	Final	137
826	39	Electricity Retrofit Incentive	Consumer, Business	2009	Final	138
827	39	Electricity Retrofit Incentive	Consumer, Business	2009	Final	139
828	39	Electricity Retrofit Incentive	Consumer, Business	2009	Final	140
829	39	Electricity Retrofit Incentive	Consumer, Business	2009	Final	141
830	39	Electricity Retrofit Incentive	Consumer, Business	2009	Final	142
831	39	Electricity Retrofit Incentive	Consumer, Business	2009	Final	143
832	39	Electricity Retrofit Incentive	Consumer, Business	2009	Final	144
833	39	Electricity Retrofit Incentive	Consumer, Business	2009	Final	145
834	39	Electricity Retrofit Incentive	Consumer, Business	2009	Final	146
835	39	Electricity Retrofit Incentive	Consumer, Business	2009	Final	147
836	39	Electricity Retrofit Incentive	Consumer, Business	2009	Final	148
837	39	Electricity Retrofit Incentive	Consumer, Business	2009	Final	149
838	39	Electricity Retrofit Incentive	Consumer, Business	2009	Final	150
839	39	Electricity Retrofit Incentive	Consumer, Business	2009	Final	151
840	39	Electricity Retrofit Incentive	Consumer, Business	2009	Final	152
841	39	Electricity Retrofit Incentive	Consumer, Business	2009	Final	153
842	39	Electricity Retrofit Incentive	Consumer, Business	2009	Final	154
843	39	Electricity Retrofit Incentive	Consumer, Business	2009	Final	155
844	39	Electricity Retrofit Incentive	Consumer, Business	2009	Final	156
845	39	Electricity Retrofit Incentive	Consumer, Business	2009	Final	157
846	39	Electricity Retrofit Incentive	Consumer, Business	2009	Final	158
847	39	Electricity Retrofit Incentive	Consumer, Business	2009	Final	159
848	39	Electricity Retrofit Incentive	Consumer, Business	2009	Final	160
849	39	Electricity Retrofit Incentive	Consumer, Business	2009	Final	161
850	39	Electricity Retrofit Incentive	Consumer, Business	2009	Final	162

# OPA Conservation & Demand Management Programs

## Measure Results at End-User Level

For: Province Wide

#	Initiative Number	Initiative Name	Program Name	Program Year	Results Status	Measure Name
817	39	Electricity Retrofit Incentive	Consumer, Business	2009	Final	Lighting System Standard Performance T8, Double Lamp - Multi-Family Sector
818	39	Electricity Retrofit Incentive	Consumer, Business	2009	Final	Lighting System Standard Performance T8, Triple Lamp - Multi-Family Sector
819	39	Electricity Retrofit Incentive	Consumer, Business	2009	Final	Lighting System Standard Performance T8, Quadruple Lamp - Multi-Family Sector
820	39	Electricity Retrofit Incentive	Consumer, Business	2009	Final	Lighting System High Performance T8, Single Lamp - Multi-Family Sector
821	39	Electricity Retrofit Incentive	Consumer, Business	2009	Final	Lighting System High Performance T8, Double Lamp - Multi-Family Sector
822	39	Electricity Retrofit Incentive	Consumer, Business	2009	Final	Lighting System High Performance T8, Triple Lamp - Multi-Family Sector
823	39	Electricity Retrofit Incentive	Consumer, Business	2009	Final	Lighting System High Performance T8, Quadruple Lamp - Multi-Family Sector
824	39	Electricity Retrofit Incentive	Consumer, Business	2009	Final	Lighting System Standard Performance Medium Bay T8, 4 Lamp - Multi-Family Sector
825	39	Electricity Retrofit Incentive	Consumer, Business	2009	Final	Lighting System Standard Performance Medium Bay T8, 6 Lamp - Multi-Family Sector
826	39	Electricity Retrofit Incentive	Consumer, Business	2009	Final	Lighting System Standard Performance Medium Bay T8, 8 Lamp - Multi-Family Sector
827	39	Electricity Retrofit Incentive	Consumer, Business	2009	Final	Lighting System High Performance Medium Bay T8, 4 Lamp - Multi-Family Sector
828	39	Electricity Retrofit Incentive	Consumer, Business	2009	Final	Lighting System High Performance Medium Bay T8, 6 Lamp - Multi-Family Sector
829	39	Electricity Retrofit Incentive	Consumer, Business	2009	Final	Lighting System High Performance Medium Bay T8, 8 Lamp - Multi-Family Sector
830	39	Electricity Retrofit Incentive	Consumer, Business	2009	Final	Lighting System T5, 1-3 Lamps - Multi-Family Sector
831	39	Electricity Retrofit Incentive	Consumer, Business	2009	Final	Lighting System Medium and High Bay T5, 4 Lamps - Multi-Family Sector
832	39	Electricity Retrofit Incentive	Consumer, Business	2009	Final	Lighting System Medium and High Bay T5, 6 Lamps - Multi-Family Sector
833	39	Electricity Retrofit Incentive	Consumer, Business	2009	Final	Lighting System Medium and High Bay T5, 8 Lamps - Multi-Family Sector
834	39	Electricity Retrofit Incentive	Consumer, Business	2009	Final	Lighting System Medium and High Bay T5, 10 Lamps - Multi-Family Sector
835	39	Electricity Retrofit Incentive	Consumer, Business	2009	Final	Lighting System Medium and High Bay T5, 12 Lamps - Multi-Family Sector
836	39	Electricity Retrofit Incentive	Consumer, Business	2009	Final	Lighting System 320W Pulse-Start Ceramic Metal Halide Lamp - Multi-Family Sector
837	39	Electricity Retrofit Incentive	Consumer, Business	2009	Final	Lighting System <30W PAR Self-Ballasted Ceramic Metal Halide Lamp - Multi-Family Sector
838	39	Electricity Retrofit Incentive	Consumer, Business	2009	Final	Lighting System 150W Metal Halide Lamp - Multi-Family Sector
839	39	Electricity Retrofit Incentive	Consumer, Business	2009	Final	Lighting System 360W Metal Halide Lamp - Multi-Family Sector
840	39	Electricity Retrofit Incentive	Consumer, Business	2009	Final	Lighting System 225W High Pressure Sodium Lamp - Multi-Family Sector
841	39	Electricity Retrofit Incentive	Consumer, Business	2009	Final	Lighting System <200W Metal Halide Electronic Ballast - Multi-Family Sector
842	39	Electricity Retrofit Incentive	Consumer, Business	2009	Final	Lighting System 250-360W Metal Halide Electronic Ballast - Multi-Family Sector
843	39	Electricity Retrofit Incentive	Consumer, Business	2009	Final	Lighting System 400W Metal Halide Electronic Ballast - Multi-Family Sector
844	39	Electricity Retrofit Incentive	Consumer, Business	2009	Final	Lighting System <200W High Pressure Sodium Electronic Ballast - Multi-Family Sector
845	39	Electricity Retrofit Incentive	Consumer, Business	2009	Final	Lighting System 250W High Pressure Sodium Electronic Ballast - Multi-Family Sector
846	39	Electricity Retrofit Incentive	Consumer, Business	2009	Final	Lighting System 400W High Pressure Sodium Electronic Ballast - Multi-Family Sector
847	39	Electricity Retrofit Incentive	Consumer, Business	2009	Final	Lighting System 600W High Pressure Sodium Electronic Ballast - Multi-Family Sector
848	39	Electricity Retrofit Incentive	Consumer, Business	2009	Final	Lighting System 1000W High Pressure Sodium Electronic Ballast - Multi-Family Sector
849	39	Electricity Retrofit Incentive	Consumer, Business	2009	Final	Lighting System <25W Infrared Coated Halogen MR16 Lamp - Multi-Family Sector
850	39	Electricity Retrofit Incentive	Consumer, Business	2009	Final	Lighting System 26-35W Infrared Coated Halogen MR16 Lamp - Multi-Family Sector

## Measure Results at End-User Level

#	Initiative Number	Initiative Name	Program Name	Program Year	Results Status
817	39	Electricity Retrofit Incentive	Consumer, Business	2009	Final
818	39	Electricity Retrofit Incentive	Consumer, Business	2009	Final
819	39	Electricity Retrofit Incentive	Consumer, Business	2009	Final
820	39	Electricity Retrofit Incentive	Consumer, Business	2009	Final
821	39	Electricity Retrofit Incentive	Consumer, Business	2009	Final
822	39	Electricity Retrofit Incentive	Consumer, Business	2009	Final
823	39	Electricity Retrofit Incentive	Consumer, Business	2009	Final
824	39	Electricity Retrofit Incentive	Consumer, Business	2009	Final
825	39	Electricity Retrofit Incentive	Consumer, Business	2009	Final
826	39	Electricity Retrofit Incentive	Consumer, Business	2009	Final
827	39	Electricity Retrofit Incentive	Consumer, Business	2009	Final
828	39	Electricity Retrofit Incentive	Consumer, Business	2009	Final
829	39	Electricity Retrofit Incentive	Consumer, Business	2009	Final
830	39	Electricity Retrofit Incentive	Consumer, Business	2009	Final
831	39	Electricity Retrofit Incentive	Consumer, Business	2009	Final
832	39	Electricity Retrofit Incentive	Consumer, Business	2009	Final
833	39	Electricity Retrofit Incentive	Consumer, Business	2009	Final
834	39	Electricity Retrofit Incentive	Consumer, Business	2009	Final
835	39	Electricity Retrofit Incentive	Consumer, Business	2009	Final
836	39	Electricity Retrofit Incentive	Consumer, Business	2009	Final
837	39	Electricity Retrofit Incentive	Consumer, Business	2009	Final
838	39	Electricity Retrofit Incentive	Consumer, Business	2009	Final
839	39	Electricity Retrofit Incentive	Consumer, Business	2009	Final
840	39	Electricity Retrofit Incentive	Consumer, Business	2009	Final
841	39	Electricity Retrofit Incentive	Consumer, Business	2009	Final
842	39	Electricity Retrofit Incentive	Consumer, Business	2009	Final
843	39	Electricity Retrofit Incentive	Consumer, Business	2009	Final
844	39	Electricity Retrofit Incentive	Consumer, Business	2009	Final
845	39	Electricity Retrofit Incentive	Consumer, Business	2009	Final
846	39	Electricity Retrofit Incentive	Consumer, Business	2009	Final
847	39	Electricity Retrofit Incentive	Consumer, Business	2009	Final
848	39	Electricity Retrofit Incentive	Consumer, Business	2009	Final
849	39	Electricity Retrofit Incentive	Consumer, Business	2009	Final
850	39	Electricity Retrofit Incentive	Consumer, Business	2009	Final

[illegible]



OPA Conservation & Demand Management Programs

Measure Results at End-User Level

For: Province Wide

#	Initiative Number	Initiative Name	Program Name	Program Year	Results Status	Assumptions				Activity Results (#)
						Net Annual Energy Savings (kWh)	Net Lifetime Energy Savings (kWh)	Aggregate Net-to-Gross Adjustment (%)	Effective Useful Life (EUL)	
817	39	Electricity Retrofit Incentive	Consumer, Business	2009	Final	Quasi-Prescriptive	Quasi-Prescriptive	83.0	6.4	n/a
818	39	Electricity Retrofit Incentive	Consumer, Business	2009	Final	Quasi-Prescriptive	Quasi-Prescriptive	83.0	6.4	n/a
819	39	Electricity Retrofit Incentive	Consumer, Business	2009	Final	Quasi-Prescriptive	Quasi-Prescriptive	83.0	6.4	n/a
820	39	Electricity Retrofit Incentive	Consumer, Business	2009	Final	Quasi-Prescriptive	Quasi-Prescriptive	83.0	6.4	n/a
821	39	Electricity Retrofit Incentive	Consumer, Business	2009	Final	Quasi-Prescriptive	Quasi-Prescriptive	83.0	6.4	n/a
822	39	Electricity Retrofit Incentive	Consumer, Business	2009	Final	Quasi-Prescriptive	Quasi-Prescriptive	83.0	6.4	n/a
823	39	Electricity Retrofit Incentive	Consumer, Business	2009	Final	Quasi-Prescriptive	Quasi-Prescriptive	83.0	6.4	n/a
824	39	Electricity Retrofit Incentive	Consumer, Business	2009	Final	Quasi-Prescriptive	Quasi-Prescriptive	83.0	6.4	n/a
825	39	Electricity Retrofit Incentive	Consumer, Business	2009	Final	Quasi-Prescriptive	Quasi-Prescriptive	83.0	6.4	n/a
826	39	Electricity Retrofit Incentive	Consumer, Business	2009	Final	Quasi-Prescriptive	Quasi-Prescriptive	83.0	6.4	n/a
827	39	Electricity Retrofit Incentive	Consumer, Business	2009	Final	Quasi-Prescriptive	Quasi-Prescriptive	83.0	6.4	n/a
828	39	Electricity Retrofit Incentive	Consumer, Business	2009	Final	Quasi-Prescriptive	Quasi-Prescriptive	83.0	6.4	n/a
829	39	Electricity Retrofit Incentive	Consumer, Business	2009	Final	Quasi-Prescriptive	Quasi-Prescriptive	83.0	6.4	n/a
830	39	Electricity Retrofit Incentive	Consumer, Business	2009	Final	Quasi-Prescriptive	Quasi-Prescriptive	83.0	6.4	n/a
831	39	Electricity Retrofit Incentive	Consumer, Business	2009	Final	Quasi-Prescriptive	Quasi-Prescriptive	83.0	6.4	n/a
832	39	Electricity Retrofit Incentive	Consumer, Business	2009	Final	Quasi-Prescriptive	Quasi-Prescriptive	83.0	6.4	n/a
833	39	Electricity Retrofit Incentive	Consumer, Business	2009	Final	Quasi-Prescriptive	Quasi-Prescriptive	83.0	6.4	n/a
834	39	Electricity Retrofit Incentive	Consumer, Business	2009	Final	Quasi-Prescriptive	Quasi-Prescriptive	83.0	6.4	n/a
835	39	Electricity Retrofit Incentive	Consumer, Business	2009	Final	Quasi-Prescriptive	Quasi-Prescriptive	83.0	6.4	n/a
836	39	Electricity Retrofit Incentive	Consumer, Business	2009	Final	Quasi-Prescriptive	Quasi-Prescriptive	83.0	6.4	n/a
837	39	Electricity Retrofit Incentive	Consumer, Business	2009	Final	Quasi-Prescriptive	Quasi-Prescriptive	83.0	6.4	n/a
838	39	Electricity Retrofit Incentive	Consumer, Business	2009	Final	Quasi-Prescriptive	Quasi-Prescriptive	83.0	6.4	n/a
839	39	Electricity Retrofit Incentive	Consumer, Business	2009	Final	Quasi-Prescriptive	Quasi-Prescriptive	83.0	6.4	n/a
840	39	Electricity Retrofit Incentive	Consumer, Business	2009	Final	Quasi-Prescriptive	Quasi-Prescriptive	83.0	6.4	n/a
841	39	Electricity Retrofit Incentive	Consumer, Business	2009	Final	Quasi-Prescriptive	Quasi-Prescriptive	83.0	6.4	n/a
842	39	Electricity Retrofit Incentive	Consumer, Business	2009	Final	Quasi-Prescriptive	Quasi-Prescriptive	83.0	6.4	n/a
843	39	Electricity Retrofit Incentive	Consumer, Business	2009	Final	Quasi-Prescriptive	Quasi-Prescriptive	83.0	6.4	n/a
844	39	Electricity Retrofit Incentive	Consumer, Business	2009	Final	Quasi-Prescriptive	Quasi-Prescriptive	83.0	6.4	n/a
845	39	Electricity Retrofit Incentive	Consumer, Business	2009	Final	Quasi-Prescriptive	Quasi-Prescriptive	83.0	6.4	n/a
846	39	Electricity Retrofit Incentive	Consumer, Business	2009	Final	Quasi-Prescriptive	Quasi-Prescriptive	83.0	6.4	n/a
847	39	Electricity Retrofit Incentive	Consumer, Business	2009	Final	Quasi-Prescriptive	Quasi-Prescriptive	83.0	6.4	n/a
848	39	Electricity Retrofit Incentive	Consumer, Business	2009	Final	Quasi-Prescriptive	Quasi-Prescriptive	83.0	6.4	n/a
849	39	Electricity Retrofit Incentive	Consumer, Business	2009	Final	Quasi-Prescriptive	Quasi-Prescriptive	83.0	6.4	n/a
850	39	Electricity Retrofit Incentive	Consumer, Business	2009	Final	Quasi-Prescriptive	Quasi-Prescriptive	83.0	6.4	n/a

# OPA Conservation & Demand Management Programs

Measure Results at End-User Level

For: Province Wide

#	Initiative Number	Initiative Name	Program Name	Program Year	Results Status	Province Wide Results					
						Gross Summer Peak Demand Savings (kW)	Gross Annual Energy Savings (kWh)	Gross Lifetime Energy Savings (kWh)	Net Summer Peak Demand Savings (kW)	Net Annual Energy Savings (kWh)	Net Lifetime Energy Savings (kWh)
817	39	Electricity Retrofit Incentive	Consumer, Business	2009	Final	n/a	n/a	n/a	n/a	n/a	n/a
818	39	Electricity Retrofit Incentive	Consumer, Business	2009	Final	n/a	n/a	n/a	n/a	n/a	n/a
819	39	Electricity Retrofit Incentive	Consumer, Business	2009	Final	n/a	n/a	n/a	n/a	n/a	n/a
820	39	Electricity Retrofit Incentive	Consumer, Business	2009	Final	n/a	n/a	n/a	n/a	n/a	n/a
821	39	Electricity Retrofit Incentive	Consumer, Business	2009	Final	n/a	n/a	n/a	n/a	n/a	n/a
822	39	Electricity Retrofit Incentive	Consumer, Business	2009	Final	n/a	n/a	n/a	n/a	n/a	n/a
823	39	Electricity Retrofit Incentive	Consumer, Business	2009	Final	n/a	n/a	n/a	n/a	n/a	n/a
824	39	Electricity Retrofit Incentive	Consumer, Business	2009	Final	n/a	n/a	n/a	n/a	n/a	n/a
825	39	Electricity Retrofit Incentive	Consumer, Business	2009	Final	n/a	n/a	n/a	n/a	n/a	n/a
826	39	Electricity Retrofit Incentive	Consumer, Business	2009	Final	n/a	n/a	n/a	n/a	n/a	n/a
827	39	Electricity Retrofit Incentive	Consumer, Business	2009	Final	n/a	n/a	n/a	n/a	n/a	n/a
828	39	Electricity Retrofit Incentive	Consumer, Business	2009	Final	n/a	n/a	n/a	n/a	n/a	n/a
829	39	Electricity Retrofit Incentive	Consumer, Business	2009	Final	n/a	n/a	n/a	n/a	n/a	n/a
830	39	Electricity Retrofit Incentive	Consumer, Business	2009	Final	n/a	n/a	n/a	n/a	n/a	n/a
831	39	Electricity Retrofit Incentive	Consumer, Business	2009	Final	n/a	n/a	n/a	n/a	n/a	n/a
832	39	Electricity Retrofit Incentive	Consumer, Business	2009	Final	n/a	n/a	n/a	n/a	n/a	n/a
833	39	Electricity Retrofit Incentive	Consumer, Business	2009	Final	n/a	n/a	n/a	n/a	n/a	n/a
834	39	Electricity Retrofit Incentive	Consumer, Business	2009	Final	n/a	n/a	n/a	n/a	n/a	n/a
835	39	Electricity Retrofit Incentive	Consumer, Business	2009	Final	n/a	n/a	n/a	n/a	n/a	n/a
836	39	Electricity Retrofit Incentive	Consumer, Business	2009	Final	n/a	n/a	n/a	n/a	n/a	n/a
837	39	Electricity Retrofit Incentive	Consumer, Business	2009	Final	n/a	n/a	n/a	n/a	n/a	n/a
838	39	Electricity Retrofit Incentive	Consumer, Business	2009	Final	n/a	n/a	n/a	n/a	n/a	n/a
839	39	Electricity Retrofit Incentive	Consumer, Business	2009	Final	n/a	n/a	n/a	n/a	n/a	n/a
840	39	Electricity Retrofit Incentive	Consumer, Business	2009	Final	n/a	n/a	n/a	n/a	n/a	n/a
841	39	Electricity Retrofit Incentive	Consumer, Business	2009	Final	n/a	n/a	n/a	n/a	n/a	n/a
842	39	Electricity Retrofit Incentive	Consumer, Business	2009	Final	n/a	n/a	n/a	n/a	n/a	n/a
843	39	Electricity Retrofit Incentive	Consumer, Business	2009	Final	n/a	n/a	n/a	n/a	n/a	n/a
844	39	Electricity Retrofit Incentive	Consumer, Business	2009	Final	n/a	n/a	n/a	n/a	n/a	n/a
845	39	Electricity Retrofit Incentive	Consumer, Business	2009	Final	n/a	n/a	n/a	n/a	n/a	n/a
846	39	Electricity Retrofit Incentive	Consumer, Business	2009	Final	n/a	n/a	n/a	n/a	n/a	n/a
847	39	Electricity Retrofit Incentive	Consumer, Business	2009	Final	n/a	n/a	n/a	n/a	n/a	n/a
848	39	Electricity Retrofit Incentive	Consumer, Business	2009	Final	n/a	n/a	n/a	n/a	n/a	n/a
849	39	Electricity Retrofit Incentive	Consumer, Business	2009	Final	n/a	n/a	n/a	n/a	n/a	n/a
850	39	Electricity Retrofit Incentive	Consumer, Business	2009	Final	n/a	n/a	n/a	n/a	n/a	n/a

# OPA Conservation & Demand Management Programs

Measure Results at End-User Level

For: Province Wide

#	Initiative Number	Initiative Name	Program Name	Program Year	Results Status	#
851	39	Electricity Retrofit Incentive	Consumer, Business	2009	Final	163
852	39	Electricity Retrofit Incentive	Consumer, Business	2009	Final	164
853	39	Electricity Retrofit Incentive	Consumer, Business	2009	Final	165
854	39	Electricity Retrofit Incentive	Consumer, Business	2009	Final	166
855	39	Electricity Retrofit Incentive	Consumer, Business	2009	Final	167
856	39	Electricity Retrofit Incentive	Consumer, Business	2009	Final	168
857	39	Electricity Retrofit Incentive	Consumer, Business	2009	Final	169
858	39	Electricity Retrofit Incentive	Consumer, Business	2009	Final	170
859	39	Electricity Retrofit Incentive	Consumer, Business	2009	Final	171
860	39	Electricity Retrofit Incentive	Consumer, Business	2009	Final	172
861	39	Electricity Retrofit Incentive	Consumer, Business	2009	Final	173
862	39	Electricity Retrofit Incentive	Consumer, Business	2009	Final	174
863	39	Electricity Retrofit Incentive	Consumer, Business	2009	Final	175
864	39	Electricity Retrofit Incentive	Consumer, Business	2009	Final	176
865	39	Electricity Retrofit Incentive	Consumer, Business	2009	Final	177
866	39	Electricity Retrofit Incentive	Consumer, Business	2009	Final	178
867	39	Electricity Retrofit Incentive	Consumer, Business	2009	Final	179
868	39	Electricity Retrofit Incentive	Consumer, Business	2009	Final	180
869	39	Electricity Retrofit Incentive	Consumer, Business	2009	Final	181
870	39	Electricity Retrofit Incentive	Consumer, Business	2009	Final	182
871	39	Electricity Retrofit Incentive	Consumer, Business	2009	Final	183
872	39	Electricity Retrofit Incentive	Consumer, Business	2009	Final	184
873	39	Electricity Retrofit Incentive	Consumer, Business	2009	Final	185
874	39	Electricity Retrofit Incentive	Consumer, Business	2009	Final	186
875	39	Electricity Retrofit Incentive	Consumer, Business	2009	Final	187
876	39	Electricity Retrofit Incentive	Consumer, Business	2009	Final	188
877	39	Electricity Retrofit Incentive	Consumer, Business	2009	Final	189
878	39	Electricity Retrofit Incentive	Consumer, Business	2009	Final	190
879	39	Electricity Retrofit Incentive	Consumer, Business	2009	Final	191
880	39	Electricity Retrofit Incentive	Consumer, Business	2009	Final	192
881	39	Electricity Retrofit Incentive	Consumer, Business	2009	Final	193
882	39	Electricity Retrofit Incentive	Consumer, Business	2009	Final	194
883	39	Electricity Retrofit Incentive	Consumer, Business	2009	Final	195
884	39	Electricity Retrofit Incentive	Consumer, Business	2009	Final	196

# OPA Conservation & Demand Management Programs

## Measure Results at End-User Level

For: Province Wide

#	Initiative Number	Initiative Name	Program Name	Program Year	Results Status	Measure Name
851	39	Electricity Retrofit Incentive	Consumer, Business	2009	Final	Lighting System <48W Infrared Coated Halogen PAR Lamp - Multi-Family Sector
852	39	Electricity Retrofit Incentive	Consumer, Business	2009	Final	Lighting System 49-60W Infrared Coated Halogen PAR Lamp - Multi-Family Sector
853	39	Electricity Retrofit Incentive	Consumer, Business	2009	Final	Lighting System Occupancy Sensors, Switch plate mounted occupancy sensor - Multi-Family Sector
854	39	Electricity Retrofit Incentive	Consumer, Business	2009	Final	Lighting System Occupancy Sensors, Ceiling mounted occupancy sensor - Multi-Family Sector
855	39	Electricity Retrofit Incentive	Consumer, Business	2009	Final	Motor Open Drip-Proof (ODP), 1 HP - Multi-Family Sector
856	39	Electricity Retrofit Incentive	Consumer, Business	2009	Final	Motor Open Drip-Proof (ODP), 1.5 HP - Multi-Family Sector
857	39	Electricity Retrofit Incentive	Consumer, Business	2009	Final	Motor Open Drip-Proof (ODP), 2 HP - Multi-Family Sector
858	39	Electricity Retrofit Incentive	Consumer, Business	2009	Final	Motor Open Drip-Proof (ODP), 3 HP - Multi-Family Sector
859	39	Electricity Retrofit Incentive	Consumer, Business	2009	Final	Motor Open Drip-Proof (ODP), 5 HP - Multi-Family Sector
860	39	Electricity Retrofit Incentive	Consumer, Business	2009	Final	Motor Open Drip-Proof (ODP), 7.5 HP - Multi-Family Sector
861	39	Electricity Retrofit Incentive	Consumer, Business	2009	Final	Motor Open Drip-Proof (ODP), 10 HP - Multi-Family Sector
862	39	Electricity Retrofit Incentive	Consumer, Business	2009	Final	Motor Open Drip-Proof (ODP), 15 HP - Multi-Family Sector
863	39	Electricity Retrofit Incentive	Consumer, Business	2009	Final	Motor Open Drip-Proof (ODP), 20 HP - Multi-Family Sector
864	39	Electricity Retrofit Incentive	Consumer, Business	2009	Final	Motor Open Drip-Proof (ODP), 25 HP - Multi-Family Sector
865	39	Electricity Retrofit Incentive	Consumer, Business	2009	Final	Motor Open Drip-Proof (ODP), 30 HP - Multi-Family Sector
866	39	Electricity Retrofit Incentive	Consumer, Business	2009	Final	Motor Open Drip-Proof (ODP), 40 HP - Multi-Family Sector
867	39	Electricity Retrofit Incentive	Consumer, Business	2009	Final	Motor Open Drip-Proof (ODP), 50 HP - Multi-Family Sector
868	39	Electricity Retrofit Incentive	Consumer, Business	2009	Final	Motor Open Drip-Proof (ODP), 60 HP - Multi-Family Sector
869	39	Electricity Retrofit Incentive	Consumer, Business	2009	Final	Motor Open Drip-Proof (ODP), 75 HP - Multi-Family Sector
870	39	Electricity Retrofit Incentive	Consumer, Business	2009	Final	Motor Open Drip-Proof (ODP), 100 HP - Multi-Family Sector
871	39	Electricity Retrofit Incentive	Consumer, Business	2009	Final	Motor Open Drip-Proof (ODP), 125 HP - Multi-Family Sector
872	39	Electricity Retrofit Incentive	Consumer, Business	2009	Final	Motor Open Drip-Proof (ODP), 150 HP - Multi-Family Sector
873	39	Electricity Retrofit Incentive	Consumer, Business	2009	Final	Motor Open Drip-Proof (ODP), 200 HP - Multi-Family Sector
874	39	Electricity Retrofit Incentive	Consumer, Business	2009	Final	Motor Totally Enclosed Fan-Cooled (TEFC), 1 HP - Multi-Family Sector
875	39	Electricity Retrofit Incentive	Consumer, Business	2009	Final	Motor Totally Enclosed Fan-Cooled (TEFC), 1.5 HP - Multi-Family Sector
876	39	Electricity Retrofit Incentive	Consumer, Business	2009	Final	Motor Totally Enclosed Fan-Cooled (TEFC), 2 HP - Multi-Family Sector
877	39	Electricity Retrofit Incentive	Consumer, Business	2009	Final	Motor Totally Enclosed Fan-Cooled (TEFC), 3 HP - Multi-Family Sector
878	39	Electricity Retrofit Incentive	Consumer, Business	2009	Final	Motor Totally Enclosed Fan-Cooled (TEFC), 5 HP - Multi-Family Sector
879	39	Electricity Retrofit Incentive	Consumer, Business	2009	Final	Motor Totally Enclosed Fan-Cooled (TEFC), 7.5 HP - Multi-Family Sector
880	39	Electricity Retrofit Incentive	Consumer, Business	2009	Final	Motor Totally Enclosed Fan-Cooled (TEFC), 10 HP - Multi-Family Sector
881	39	Electricity Retrofit Incentive	Consumer, Business	2009	Final	Motor Totally Enclosed Fan-Cooled (TEFC), 15 HP - Multi-Family Sector
882	39	Electricity Retrofit Incentive	Consumer, Business	2009	Final	Motor Totally Enclosed Fan-Cooled (TEFC), 20 HP - Multi-Family Sector
883	39	Electricity Retrofit Incentive	Consumer, Business	2009	Final	Motor Totally Enclosed Fan-Cooled (TEFC), 25 HP - Multi-Family Sector
884	39	Electricity Retrofit Incentive	Consumer, Business	2009	Final	Motor Totally Enclosed Fan-Cooled (TEFC), 30 HP - Multi-Family Sector

## Measure Results at End-User Level

#	Initiative Number	Initiative Name	Program Name	Program Year	Results Status
851	39	Electricity Retrofit Incentive	Consumer, Business	2009	Final
852	39	Electricity Retrofit Incentive	Consumer, Business	2009	Final
853	39	Electricity Retrofit Incentive	Consumer, Business	2009	Final
854	39	Electricity Retrofit Incentive	Consumer, Business	2009	Final
855	39	Electricity Retrofit Incentive	Consumer, Business	2009	Final
856	39	Electricity Retrofit Incentive	Consumer, Business	2009	Final
857	39	Electricity Retrofit Incentive	Consumer, Business	2009	Final
858	39	Electricity Retrofit Incentive	Consumer, Business	2009	Final
859	39	Electricity Retrofit Incentive	Consumer, Business	2009	Final
860	39	Electricity Retrofit Incentive	Consumer, Business	2009	Final
861	39	Electricity Retrofit Incentive	Consumer, Business	2009	Final
862	39	Electricity Retrofit Incentive	Consumer, Business	2009	Final
863	39	Electricity Retrofit Incentive	Consumer, Business	2009	Final
864	39	Electricity Retrofit Incentive	Consumer, Business	2009	Final
865	39	Electricity Retrofit Incentive	Consumer, Business	2009	Final
866	39	Electricity Retrofit Incentive	Consumer, Business	2009	Final
867	39	Electricity Retrofit Incentive	Consumer, Business	2009	Final
868	39	Electricity Retrofit Incentive	Consumer, Business	2009	Final
869	39	Electricity Retrofit Incentive	Consumer, Business	2009	Final
870	39	Electricity Retrofit Incentive	Consumer, Business	2009	Final
871	39	Electricity Retrofit Incentive	Consumer, Business	2009	Final
872	39	Electricity Retrofit Incentive	Consumer, Business	2009	Final
873	39	Electricity Retrofit Incentive	Consumer, Business	2009	Final
874	39	Electricity Retrofit Incentive	Consumer, Business	2009	Final
875	39	Electricity Retrofit Incentive	Consumer, Business	2009	Final
876	39	Electricity Retrofit Incentive	Consumer, Business	2009	Final
877	39	Electricity Retrofit Incentive	Consumer, Business	2009	Final
878	39	Electricity Retrofit Incentive	Consumer, Business	2009	Final
879	39	Electricity Retrofit Incentive	Consumer, Business	2009	Final
880	39	Electricity Retrofit Incentive	Consumer, Business	2009	Final
881	39	Electricity Retrofit Incentive	Consumer, Business	2009	Final
882	39	Electricity Retrofit Incentive	Consumer, Business	2009	Final
883	39	Electricity Retrofit Incentive	Consumer, Business	2009	Final
884	39	Electricity Retrofit Incentive	Consumer, Business	2009	Final

[illegible]

OPA Conservation & Demand Management Programs

Measure Results at End-User Level

For: Province Wide

#	Initiative Number	Initiative Name	Program Name	Program Year	Results Status	Assumptions				Activity Results (#)
						Net Annual Energy Savings (kWh)	Net Lifetime Energy Savings (kWh)	Aggregate Net-to-Gross Adjustment (%)	Effective Useful Life (EUL)	
851	39	Electricity Retrofit Incentive	Consumer, Business	2009	Final	Quasi-Prescriptive	Quasi-Prescriptive	83.0	6.4	n/a
852	39	Electricity Retrofit Incentive	Consumer, Business	2009	Final	Quasi-Prescriptive	Quasi-Prescriptive	83.0	6.4	n/a
853	39	Electricity Retrofit Incentive	Consumer, Business	2009	Final	Quasi-Prescriptive	Quasi-Prescriptive	83.0	6.4	n/a
854	39	Electricity Retrofit Incentive	Consumer, Business	2009	Final	Quasi-Prescriptive	Quasi-Prescriptive	83.0	6.4	n/a
855	39	Electricity Retrofit Incentive	Consumer, Business	2009	Final	Quasi-Prescriptive	Quasi-Prescriptive	83.0	6.4	n/a
856	39	Electricity Retrofit Incentive	Consumer, Business	2009	Final	Quasi-Prescriptive	Quasi-Prescriptive	83.0	6.4	n/a
857	39	Electricity Retrofit Incentive	Consumer, Business	2009	Final	Quasi-Prescriptive	Quasi-Prescriptive	83.0	6.4	n/a
858	39	Electricity Retrofit Incentive	Consumer, Business	2009	Final	Quasi-Prescriptive	Quasi-Prescriptive	83.0	6.4	n/a
859	39	Electricity Retrofit Incentive	Consumer, Business	2009	Final	Quasi-Prescriptive	Quasi-Prescriptive	83.0	6.4	n/a
860	39	Electricity Retrofit Incentive	Consumer, Business	2009	Final	Quasi-Prescriptive	Quasi-Prescriptive	83.0	6.4	n/a
861	39	Electricity Retrofit Incentive	Consumer, Business	2009	Final	Quasi-Prescriptive	Quasi-Prescriptive	83.0	6.4	n/a
862	39	Electricity Retrofit Incentive	Consumer, Business	2009	Final	Quasi-Prescriptive	Quasi-Prescriptive	83.0	6.4	n/a
863	39	Electricity Retrofit Incentive	Consumer, Business	2009	Final	Quasi-Prescriptive	Quasi-Prescriptive	83.0	6.4	n/a
864	39	Electricity Retrofit Incentive	Consumer, Business	2009	Final	Quasi-Prescriptive	Quasi-Prescriptive	83.0	6.4	n/a
865	39	Electricity Retrofit Incentive	Consumer, Business	2009	Final	Quasi-Prescriptive	Quasi-Prescriptive	83.0	6.4	n/a
866	39	Electricity Retrofit Incentive	Consumer, Business	2009	Final	Quasi-Prescriptive	Quasi-Prescriptive	83.0	6.4	n/a
867	39	Electricity Retrofit Incentive	Consumer, Business	2009	Final	Quasi-Prescriptive	Quasi-Prescriptive	83.0	6.4	n/a
868	39	Electricity Retrofit Incentive	Consumer, Business	2009	Final	Quasi-Prescriptive	Quasi-Prescriptive	83.0	6.4	n/a
869	39	Electricity Retrofit Incentive	Consumer, Business	2009	Final	Quasi-Prescriptive	Quasi-Prescriptive	83.0	6.4	n/a
870	39	Electricity Retrofit Incentive	Consumer, Business	2009	Final	Quasi-Prescriptive	Quasi-Prescriptive	83.0	6.4	n/a
871	39	Electricity Retrofit Incentive	Consumer, Business	2009	Final	Quasi-Prescriptive	Quasi-Prescriptive	83.0	6.4	n/a
872	39	Electricity Retrofit Incentive	Consumer, Business	2009	Final	Quasi-Prescriptive	Quasi-Prescriptive	83.0	6.4	n/a
873	39	Electricity Retrofit Incentive	Consumer, Business	2009	Final	Quasi-Prescriptive	Quasi-Prescriptive	83.0	6.4	n/a
874	39	Electricity Retrofit Incentive	Consumer, Business	2009	Final	Quasi-Prescriptive	Quasi-Prescriptive	83.0	6.4	n/a
875	39	Electricity Retrofit Incentive	Consumer, Business	2009	Final	Quasi-Prescriptive	Quasi-Prescriptive	83.0	6.4	n/a
876	39	Electricity Retrofit Incentive	Consumer, Business	2009	Final	Quasi-Prescriptive	Quasi-Prescriptive	83.0	6.4	n/a
877	39	Electricity Retrofit Incentive	Consumer, Business	2009	Final	Quasi-Prescriptive	Quasi-Prescriptive	83.0	6.4	n/a
878	39	Electricity Retrofit Incentive	Consumer, Business	2009	Final	Quasi-Prescriptive	Quasi-Prescriptive	83.0	6.4	n/a
879	39	Electricity Retrofit Incentive	Consumer, Business	2009	Final	Quasi-Prescriptive	Quasi-Prescriptive	83.0	6.4	n/a
880	39	Electricity Retrofit Incentive	Consumer, Business	2009	Final	Quasi-Prescriptive	Quasi-Prescriptive	83.0	6.4	n/a
881	39	Electricity Retrofit Incentive	Consumer, Business	2009	Final	Quasi-Prescriptive	Quasi-Prescriptive	83.0	6.4	n/a
882	39	Electricity Retrofit Incentive	Consumer, Business	2009	Final	Quasi-Prescriptive	Quasi-Prescriptive	83.0	6.4	n/a
883	39	Electricity Retrofit Incentive	Consumer, Business	2009	Final	Quasi-Prescriptive	Quasi-Prescriptive	83.0	6.4	n/a
884	39	Electricity Retrofit Incentive	Consumer, Business	2009	Final	Quasi-Prescriptive	Quasi-Prescriptive	83.0	6.4	n/a



OPA Conservation & Demand Management Programs

Measure Results at End-User Level

For: Province Wide

#	Initiative Number	Initiative Name	Program Name	Program Year	Results Status	Province Wide Results					
						Gross Summer Peak Demand Savings (kW)	Gross Annual Energy Savings (kWh)	Gross Lifetime Energy Savings (kWh)	Net Summer Peak Demand Savings (kW)	Net Annual Energy Savings (kWh)	Net Lifetime Energy Savings (kWh)
851	39	Electricity Retrofit Incentive	Consumer, Business	2009	Final	n/a	n/a	n/a	n/a	n/a	n/a
852	39	Electricity Retrofit Incentive	Consumer, Business	2009	Final	n/a	n/a	n/a	n/a	n/a	n/a
853	39	Electricity Retrofit Incentive	Consumer, Business	2009	Final	n/a	n/a	n/a	n/a	n/a	n/a
854	39	Electricity Retrofit Incentive	Consumer, Business	2009	Final	n/a	n/a	n/a	n/a	n/a	n/a
855	39	Electricity Retrofit Incentive	Consumer, Business	2009	Final	n/a	n/a	n/a	n/a	n/a	n/a
856	39	Electricity Retrofit Incentive	Consumer, Business	2009	Final	n/a	n/a	n/a	n/a	n/a	n/a
857	39	Electricity Retrofit Incentive	Consumer, Business	2009	Final	n/a	n/a	n/a	n/a	n/a	n/a
858	39	Electricity Retrofit Incentive	Consumer, Business	2009	Final	n/a	n/a	n/a	n/a	n/a	n/a
859	39	Electricity Retrofit Incentive	Consumer, Business	2009	Final	n/a	n/a	n/a	n/a	n/a	n/a
860	39	Electricity Retrofit Incentive	Consumer, Business	2009	Final	n/a	n/a	n/a	n/a	n/a	n/a
861	39	Electricity Retrofit Incentive	Consumer, Business	2009	Final	n/a	n/a	n/a	n/a	n/a	n/a
862	39	Electricity Retrofit Incentive	Consumer, Business	2009	Final	n/a	n/a	n/a	n/a	n/a	n/a
863	39	Electricity Retrofit Incentive	Consumer, Business	2009	Final	n/a	n/a	n/a	n/a	n/a	n/a
864	39	Electricity Retrofit Incentive	Consumer, Business	2009	Final	n/a	n/a	n/a	n/a	n/a	n/a
865	39	Electricity Retrofit Incentive	Consumer, Business	2009	Final	n/a	n/a	n/a	n/a	n/a	n/a
866	39	Electricity Retrofit Incentive	Consumer, Business	2009	Final	n/a	n/a	n/a	n/a	n/a	n/a
867	39	Electricity Retrofit Incentive	Consumer, Business	2009	Final	n/a	n/a	n/a	n/a	n/a	n/a
868	39	Electricity Retrofit Incentive	Consumer, Business	2009	Final	n/a	n/a	n/a	n/a	n/a	n/a
869	39	Electricity Retrofit Incentive	Consumer, Business	2009	Final	n/a	n/a	n/a	n/a	n/a	n/a
870	39	Electricity Retrofit Incentive	Consumer, Business	2009	Final	n/a	n/a	n/a	n/a	n/a	n/a
871	39	Electricity Retrofit Incentive	Consumer, Business	2009	Final	n/a	n/a	n/a	n/a	n/a	n/a
872	39	Electricity Retrofit Incentive	Consumer, Business	2009	Final	n/a	n/a	n/a	n/a	n/a	n/a
873	39	Electricity Retrofit Incentive	Consumer, Business	2009	Final	n/a	n/a	n/a	n/a	n/a	n/a
874	39	Electricity Retrofit Incentive	Consumer, Business	2009	Final	n/a	n/a	n/a	n/a	n/a	n/a
875	39	Electricity Retrofit Incentive	Consumer, Business	2009	Final	n/a	n/a	n/a	n/a	n/a	n/a
876	39	Electricity Retrofit Incentive	Consumer, Business	2009	Final	n/a	n/a	n/a	n/a	n/a	n/a
877	39	Electricity Retrofit Incentive	Consumer, Business	2009	Final	n/a	n/a	n/a	n/a	n/a	n/a
878	39	Electricity Retrofit Incentive	Consumer, Business	2009	Final	n/a	n/a	n/a	n/a	n/a	n/a
879	39	Electricity Retrofit Incentive	Consumer, Business	2009	Final	n/a	n/a	n/a	n/a	n/a	n/a
880	39	Electricity Retrofit Incentive	Consumer, Business	2009	Final	n/a	n/a	n/a	n/a	n/a	n/a
881	39	Electricity Retrofit Incentive	Consumer, Business	2009	Final	n/a	n/a	n/a	n/a	n/a	n/a
882	39	Electricity Retrofit Incentive	Consumer, Business	2009	Final	n/a	n/a	n/a	n/a	n/a	n/a
883	39	Electricity Retrofit Incentive	Consumer, Business	2009	Final	n/a	n/a	n/a	n/a	n/a	n/a
884	39	Electricity Retrofit Incentive	Consumer, Business	2009	Final	n/a	n/a	n/a	n/a	n/a	n/a

OPA Conservation & Demand Management Programs

Measure Results at End-User Level

For: Province Wide

#	Initiative Number	Initiative Name	Program Name	Program Year	Results Status	#
885	39	Electricity Retrofit Incentive	Consumer, Business	2009	Final	197
886	39	Electricity Retrofit Incentive	Consumer, Business	2009	Final	198
887	39	Electricity Retrofit Incentive	Consumer, Business	2009	Final	199
888	39	Electricity Retrofit Incentive	Consumer, Business	2009	Final	200
889	39	Electricity Retrofit Incentive	Consumer, Business	2009	Final	201
890	39	Electricity Retrofit Incentive	Consumer, Business	2009	Final	202
891	39	Electricity Retrofit Incentive	Consumer, Business	2009	Final	203
892	39	Electricity Retrofit Incentive	Consumer, Business	2009	Final	204
893	39	Electricity Retrofit Incentive	Consumer, Business	2009	Final	205
894	39	Electricity Retrofit Incentive	Consumer, Business	2009	Final	206
895	39	Electricity Retrofit Incentive	Consumer, Business	2009	Final	207
896	39	Electricity Retrofit Incentive	Consumer, Business	2009	Final	208
897	39	Electricity Retrofit Incentive	Consumer, Business	2009	Final	209
898	39	Electricity Retrofit Incentive	Consumer, Business	2009	Final	210
899	39	Electricity Retrofit Incentive	Consumer, Business	2009	Final	211
900	39	Electricity Retrofit Incentive	Consumer, Business	2009	Final	212
901	39	Electricity Retrofit Incentive	Consumer, Business	2009	Final	213
902	39	Electricity Retrofit Incentive	Consumer, Business	2009	Final	214
903	39	Electricity Retrofit Incentive	Consumer, Business	2009	Final	215
904	39	Electricity Retrofit Incentive	Consumer, Business	2009	Final	216
905	39	Electricity Retrofit Incentive	Consumer, Business	2009	Final	217
906	39	Electricity Retrofit Incentive	Consumer, Business	2009	Final	218
907	39	Electricity Retrofit Incentive	Consumer, Business	2009	Final	219
908	39	Electricity Retrofit Incentive	Consumer, Business	2009	Final	220
909	39	Electricity Retrofit Incentive	Consumer, Business	2009	Final	221
910	39	Electricity Retrofit Incentive	Consumer, Business	2009	Final	222
911	39	Electricity Retrofit Incentive	Consumer, Business	2009	Final	223
912	39	Electricity Retrofit Incentive	Consumer, Business	2009	Final	224
913	40	Toronto Comprehensive	Consumer, Consumer Low-Income,	2009	Final	1
914	40	Toronto Comprehensive	Consumer, Consumer Low-Income,	2009	Final	2
915	40	Toronto Comprehensive	Consumer, Consumer Low-Income,	2009	Final	3
916	40	Toronto Comprehensive	Consumer, Consumer Low-Income,	2009	Final	4
917	40	Toronto Comprehensive	Consumer, Consumer Low-Income,	2009	Final	5
918	40	Toronto Comprehensive	Consumer, Consumer Low-Income,	2009	Final	6

# OPA Conservation & Demand Management Programs

## Measure Results at End-User Level

For: Province Wide

#	Initiative Number	Initiative Name	Program Name	Program Year	Results Status	Measure Name
885	39	Electricity Retrofit Incentive	Consumer, Business	2009	Final	Motor Totally Enclosed Fan-Cooled (TEFC), 40 HP - Multi-Family Sector
886	39	Electricity Retrofit Incentive	Consumer, Business	2009	Final	Motor Totally Enclosed Fan-Cooled (TEFC), 50 HP - Multi-Family Sector
887	39	Electricity Retrofit Incentive	Consumer, Business	2009	Final	Motor Totally Enclosed Fan-Cooled (TEFC), 60 HP - Multi-Family Sector
888	39	Electricity Retrofit Incentive	Consumer, Business	2009	Final	Motor Totally Enclosed Fan-Cooled (TEFC), 75 HP - Multi-Family Sector
889	39	Electricity Retrofit Incentive	Consumer, Business	2009	Final	Motor Totally Enclosed Fan-Cooled (TEFC), 100 HP - Multi-Family Sector
890	39	Electricity Retrofit Incentive	Consumer, Business	2009	Final	Motor Totally Enclosed Fan-Cooled (TEFC), 125 HP - Multi-Family Sector
891	39	Electricity Retrofit Incentive	Consumer, Business	2009	Final	Motor Totally Enclosed Fan-Cooled (TEFC), 150 HP - Multi-Family Sector
892	39	Electricity Retrofit Incentive	Consumer, Business	2009	Final	Motor Totally Enclosed Fan-Cooled (TEFC), 200 HP - Multi-Family Sector
893	39	Electricity Retrofit Incentive	Consumer, Business	2009	Final	Unitary AC Single Phase <= 5.4 Tons - Multi-Family Sector
894	39	Electricity Retrofit Incentive	Consumer, Business	2009	Final	Unitary AC 3 Phase <= 5.4 Tons - Multi-Family Sector
895	39	Electricity Retrofit Incentive	Consumer, Business	2009	Final	Unitary AC >5.4 & <= 11.25 tons - Multi-Family Sector
896	39	Electricity Retrofit Incentive	Consumer, Business	2009	Final	Unitary AC >11.25 & <= 20 tons - Multi-Family Sector
897	39	Electricity Retrofit Incentive	Consumer, Business	2009	Final	Unitary AC 25 tons - Multi-Family Sector
898	39	Electricity Retrofit Incentive	Consumer, Business	2009	Final	AgriCommercial Creep Heat Pads, 75W - Multi-Family Sector
899	39	Electricity Retrofit Incentive	Consumer, Business	2009	Final	AgriCommercial Creep Heat Pads, 100W - Multi-Family Sector
900	39	Electricity Retrofit Incentive	Consumer, Business	2009	Final	AgriCommercial Creep Heat Pads, 150W - Multi-Family Sector
901	39	Electricity Retrofit Incentive	Consumer, Business	2009	Final	AgriCommercial Creep Heat Pads, 200W - Multi-Family Sector
902	39	Electricity Retrofit Incentive	Consumer, Business	2009	Final	AgriCommercial High Temperature Cutout Thermostat - Multi-Family Sector
903	39	Electricity Retrofit Incentive	Consumer, Business	2009	Final	AgriCommercial Creep Heat Controller - Multi-Family Sector
904	39	Electricity Retrofit Incentive	Consumer, Business	2009	Final	AgriCommercial Energy Efficient Ventilation Exhaust Fans - Multi-Family Sector
905	39	Electricity Retrofit Incentive	Consumer, Business	2009	Final	AgriCommercial Low Energy Livestock Waterers - Multi-Family Sector
906	39	Electricity Retrofit Incentive	Consumer, Business	2009	Final	AgriCommercial Photocell and Timer for Lighting Control - Multi-Family Sector
907	39	Electricity Retrofit Incentive	Consumer, Business	2009	Final	AgriCommercial High Speed Low Volume Fans - Multi-Family Sector
908	39	Electricity Retrofit Incentive	Consumer, Business	2009	Final	Solar Hot Water Collectors - Multi-Family Sector
909	39	Electricity Retrofit Incentive	Consumer, Business	2009	Final	Non-Electric Storage Tank Hot Water Heaters - Multi-Family Sector
910	39	Electricity Retrofit Incentive	Consumer, Business	2009	Final	Tankless/Instantaneous Hot Water Heaters - Multi-Family Sector
911	39	Electricity Retrofit Incentive	Consumer, Business	2009	Final	Drain Water Heat Recovery Systems - Multi-Family Sector
912	39	Electricity Retrofit Incentive	Consumer, Business	2009	Final	Custom Project - Multi-Family Sector
913	40	Toronto Comprehensive	Consumer, Consumer Low-Income,	2009	Final	Toronto Hydro-Electric System Limited – Business Incentive Program (BIP) - Commercial
914	40	Toronto Comprehensive	Consumer, Consumer Low-Income,	2009	Final	Toronto Hydro-Electric System Limited – Business Incentive Program (BIP) - Multi-Family
915	40	Toronto Comprehensive	Consumer, Consumer Low-Income,	2009	Final	Toronto Hydro-Electric System Limited – Spring Turn On & Keep Cool
916	40	Toronto Comprehensive	Consumer, Consumer Low-Income,	2009	Final	Toronto Hydro-Electric System Limited – TABIA SLED Exchange
917	40	Toronto Comprehensive	Consumer, Consumer Low-Income,	2009	Final	Toronto Hydro-Electric System Limited – Low Income
918	40	Toronto Comprehensive	Consumer, Consumer Low-Income,	2009	Final	City of Toronto – Better Building Partnership (BBP) – Existing Buildings (EB) – Municipalities, Academic Institut

## Measure Results at End-User Level

#	Initiative Number	Initiative Name	Program Name	Program Year	Results Status
885	39	Electricity Retrofit Incentive	Consumer, Business	2009	Final
886	39	Electricity Retrofit Incentive	Consumer, Business	2009	Final
887	39	Electricity Retrofit Incentive	Consumer, Business	2009	Final
888	39	Electricity Retrofit Incentive	Consumer, Business	2009	Final
889	39	Electricity Retrofit Incentive	Consumer, Business	2009	Final
890	39	Electricity Retrofit Incentive	Consumer, Business	2009	Final
891	39	Electricity Retrofit Incentive	Consumer, Business	2009	Final
892	39	Electricity Retrofit Incentive	Consumer, Business	2009	Final
893	39	Electricity Retrofit Incentive	Consumer, Business	2009	Final
894	39	Electricity Retrofit Incentive	Consumer, Business	2009	Final
895	39	Electricity Retrofit Incentive	Consumer, Business	2009	Final
896	39	Electricity Retrofit Incentive	Consumer, Business	2009	Final
897	39	Electricity Retrofit Incentive	Consumer, Business	2009	Final
898	39	Electricity Retrofit Incentive	Consumer, Business	2009	Final
899	39	Electricity Retrofit Incentive	Consumer, Business	2009	Final
900	39	Electricity Retrofit Incentive	Consumer, Business	2009	Final
901	39	Electricity Retrofit Incentive	Consumer, Business	2009	Final
902	39	Electricity Retrofit Incentive	Consumer, Business	2009	Final
903	39	Electricity Retrofit Incentive	Consumer, Business	2009	Final
904	39	Electricity Retrofit Incentive	Consumer, Business	2009	Final
905	39	Electricity Retrofit Incentive	Consumer, Business	2009	Final
906	39	Electricity Retrofit Incentive	Consumer, Business	2009	Final
907	39	Electricity Retrofit Incentive	Consumer, Business	2009	Final
908	39	Electricity Retrofit Incentive	Consumer, Business	2009	Final
909	39	Electricity Retrofit Incentive	Consumer, Business	2009	Final
910	39	Electricity Retrofit Incentive	Consumer, Business	2009	Final
911	39	Electricity Retrofit Incentive	Consumer, Business	2009	Final
912	39	Electricity Retrofit Incentive	Consumer, Business	2009	Final
913	40	Toronto Comprehensive	Consumer, Consumer Low-Income,	2009	Final
914	40	Toronto Comprehensive	Consumer, Consumer Low-Income,	2009	Final
915	40	Toronto Comprehensive	Consumer, Consumer Low-Income,	2009	Final
916	40	Toronto Comprehensive	Consumer, Consumer Low-Income,	2009	Final
917	40	Toronto Comprehensive	Consumer, Consumer Low-Income,	2009	Final
918	40	Toronto Comprehensive	Consumer, Consumer Low-Income,	2009	Final

Unit Savings Analysis			
Gross Summer Peak Demand Savings (kW)	Gross Annual Energy Savings (kWh)	Gross Lifetime Energy Savings (kWh)	Net Summer Peak Demand Savings (kW)
Quasi-Prescriptive	Quasi-Prescriptive	Quasi-Prescriptive	Quasi-Prescriptive
Quasi-Prescriptive	Quasi-Prescriptive	Quasi-Prescriptive	Quasi-Prescriptive
Quasi-Prescriptive	Quasi-Prescriptive	Quasi-Prescriptive	Quasi-Prescriptive
Quasi-Prescriptive	Quasi-Prescriptive	Quasi-Prescriptive	Quasi-Prescriptive
Quasi-Prescriptive	Quasi-Prescriptive	Quasi-Prescriptive	Quasi-Prescriptive
Quasi-Prescriptive	Quasi-Prescriptive	Quasi-Prescriptive	Quasi-Prescriptive
Quasi-Prescriptive	Quasi-Prescriptive	Quasi-Prescriptive	Quasi-Prescriptive
Quasi-Prescriptive	Quasi-Prescriptive	Quasi-Prescriptive	Quasi-Prescriptive
Quasi-Prescriptive	Quasi-Prescriptive	Quasi-Prescriptive	Quasi-Prescriptive
Quasi-Prescriptive	Quasi-Prescriptive	Quasi-Prescriptive	Quasi-Prescriptive
Quasi-Prescriptive	Quasi-Prescriptive	Quasi-Prescriptive	Quasi-Prescriptive
Quasi-Prescriptive	Quasi-Prescriptive	Quasi-Prescriptive	Quasi-Prescriptive
Quasi-Prescriptive	Quasi-Prescriptive	Quasi-Prescriptive	Quasi-Prescriptive
Quasi-Prescriptive	Quasi-Prescriptive	Quasi-Prescriptive	Quasi-Prescriptive
Quasi-Prescriptive	Quasi-Prescriptive	Quasi-Prescriptive	Quasi-Prescriptive
Quasi-Prescriptive	Quasi-Prescriptive	Quasi-Prescriptive	Quasi-Prescriptive
Quasi-Prescriptive	Quasi-Prescriptive	Quasi-Prescriptive	Quasi-Prescriptive
Quasi-Prescriptive	Quasi-Prescriptive	Quasi-Prescriptive	Quasi-Prescriptive
Custom	Custom	Custom	Custom
Custom	Custom	Custom	Custom
Custom	Custom	Custom	Custom
Custom	Custom	Custom	Custom
Custom	Custom	Custom	Custom

OPA Conservation & Demand Management Programs

Measure Results at End-User Level

For: Province Wide

#	Initiative Number	Initiative Name	Program Name	Program Year	Results Status	Assumptions				Activity Results (#)
						Net Annual Energy Savings (kWh)	Net Lifetime Energy Savings (kWh)	Aggregate Net-to-Gross Adjustment (%)	Effective Useful Life (EUL)	
885	39	Electricity Retrofit Incentive	Consumer, Business	2009	Final	Quasi-Prescriptive	Quasi-Prescriptive	83.0	6.4	n/a
886	39	Electricity Retrofit Incentive	Consumer, Business	2009	Final	Quasi-Prescriptive	Quasi-Prescriptive	83.0	6.4	n/a
887	39	Electricity Retrofit Incentive	Consumer, Business	2009	Final	Quasi-Prescriptive	Quasi-Prescriptive	83.0	6.4	n/a
888	39	Electricity Retrofit Incentive	Consumer, Business	2009	Final	Quasi-Prescriptive	Quasi-Prescriptive	83.0	6.4	n/a
889	39	Electricity Retrofit Incentive	Consumer, Business	2009	Final	Quasi-Prescriptive	Quasi-Prescriptive	83.0	6.4	n/a
890	39	Electricity Retrofit Incentive	Consumer, Business	2009	Final	Quasi-Prescriptive	Quasi-Prescriptive	83.0	6.4	n/a
891	39	Electricity Retrofit Incentive	Consumer, Business	2009	Final	Quasi-Prescriptive	Quasi-Prescriptive	83.0	6.4	n/a
892	39	Electricity Retrofit Incentive	Consumer, Business	2009	Final	Quasi-Prescriptive	Quasi-Prescriptive	83.0	6.4	n/a
893	39	Electricity Retrofit Incentive	Consumer, Business	2009	Final	Quasi-Prescriptive	Quasi-Prescriptive	83.0	6.4	n/a
894	39	Electricity Retrofit Incentive	Consumer, Business	2009	Final	Quasi-Prescriptive	Quasi-Prescriptive	83.0	6.4	n/a
895	39	Electricity Retrofit Incentive	Consumer, Business	2009	Final	Quasi-Prescriptive	Quasi-Prescriptive	83.0	6.4	n/a
896	39	Electricity Retrofit Incentive	Consumer, Business	2009	Final	Quasi-Prescriptive	Quasi-Prescriptive	83.0	6.4	n/a
897	39	Electricity Retrofit Incentive	Consumer, Business	2009	Final	Quasi-Prescriptive	Quasi-Prescriptive	83.0	6.4	n/a
898	39	Electricity Retrofit Incentive	Consumer, Business	2009	Final	Quasi-Prescriptive	Quasi-Prescriptive	83.0	6.4	n/a
899	39	Electricity Retrofit Incentive	Consumer, Business	2009	Final	Quasi-Prescriptive	Quasi-Prescriptive	83.0	6.4	n/a
900	39	Electricity Retrofit Incentive	Consumer, Business	2009	Final	Quasi-Prescriptive	Quasi-Prescriptive	83.0	6.4	n/a
901	39	Electricity Retrofit Incentive	Consumer, Business	2009	Final	Quasi-Prescriptive	Quasi-Prescriptive	83.0	6.4	n/a
902	39	Electricity Retrofit Incentive	Consumer, Business	2009	Final	Quasi-Prescriptive	Quasi-Prescriptive	83.0	6.4	n/a
903	39	Electricity Retrofit Incentive	Consumer, Business	2009	Final	Quasi-Prescriptive	Quasi-Prescriptive	83.0	6.4	n/a
904	39	Electricity Retrofit Incentive	Consumer, Business	2009	Final	Quasi-Prescriptive	Quasi-Prescriptive	83.0	6.4	n/a
905	39	Electricity Retrofit Incentive	Consumer, Business	2009	Final	Quasi-Prescriptive	Quasi-Prescriptive	83.0	6.4	n/a
906	39	Electricity Retrofit Incentive	Consumer, Business	2009	Final	Quasi-Prescriptive	Quasi-Prescriptive	83.0	6.4	n/a
907	39	Electricity Retrofit Incentive	Consumer, Business	2009	Final	Quasi-Prescriptive	Quasi-Prescriptive	83.0	6.4	n/a
908	39	Electricity Retrofit Incentive	Consumer, Business	2009	Final	Quasi-Prescriptive	Quasi-Prescriptive	83.0	6.4	n/a
909	39	Electricity Retrofit Incentive	Consumer, Business	2009	Final	Quasi-Prescriptive	Quasi-Prescriptive	83.0	6.4	n/a
910	39	Electricity Retrofit Incentive	Consumer, Business	2009	Final	Quasi-Prescriptive	Quasi-Prescriptive	83.0	6.4	n/a
911	39	Electricity Retrofit Incentive	Consumer, Business	2009	Final	Quasi-Prescriptive	Quasi-Prescriptive	83.0	6.4	n/a
912	39	Electricity Retrofit Incentive	Consumer, Business	2009	Final	Quasi-Prescriptive	Quasi-Prescriptive	83.0	6.4	n/a
913	40	Toronto Comprehensive	Consumer, Consumer Low-Income,	2009	Final	Custom	Custom	61.0	7.8	79.000
914	40	Toronto Comprehensive	Consumer, Consumer Low-Income,	2009	Final	Custom	Custom	82.0	6.6	63.000
915	40	Toronto Comprehensive	Consumer, Consumer Low-Income,	2009	Final	Custom	Custom	60.0	20.0	1.000
916	40	Toronto Comprehensive	Consumer, Consumer Low-Income,	2009	Final	Custom	Custom	70.0	20.0	1.000
917	40	Toronto Comprehensive	Consumer, Consumer Low-Income,	2009	Final	Custom	Custom	60.0	20.0	1.000
918	40	Toronto Comprehensive	Consumer, Consumer Low-Income,	2009	Final	Custom	Custom	46.0	11.3	104.000

# OPA Conservation & Demand Management Programs

Measure Results at End-User Level

For: Province Wide

#	Initiative Number	Initiative Name	Program Name	Program Year	Results Status	Province Wide Results					
						Gross Summer Peak Demand Savings (kW)	Gross Annual Energy Savings (kWh)	Gross Lifetime Energy Savings (kWh)	Net Summer Peak Demand Savings (kW)	Net Annual Energy Savings (kWh)	Net Lifetime Energy Savings (kWh)
885	39	Electricity Retrofit Incentive	Consumer, Business	2009	Final	n/a	n/a	n/a	n/a	n/a	n/a
886	39	Electricity Retrofit Incentive	Consumer, Business	2009	Final	n/a	n/a	n/a	n/a	n/a	n/a
887	39	Electricity Retrofit Incentive	Consumer, Business	2009	Final	n/a	n/a	n/a	n/a	n/a	n/a
888	39	Electricity Retrofit Incentive	Consumer, Business	2009	Final	n/a	n/a	n/a	n/a	n/a	n/a
889	39	Electricity Retrofit Incentive	Consumer, Business	2009	Final	n/a	n/a	n/a	n/a	n/a	n/a
890	39	Electricity Retrofit Incentive	Consumer, Business	2009	Final	n/a	n/a	n/a	n/a	n/a	n/a
891	39	Electricity Retrofit Incentive	Consumer, Business	2009	Final	n/a	n/a	n/a	n/a	n/a	n/a
892	39	Electricity Retrofit Incentive	Consumer, Business	2009	Final	n/a	n/a	n/a	n/a	n/a	n/a
893	39	Electricity Retrofit Incentive	Consumer, Business	2009	Final	n/a	n/a	n/a	n/a	n/a	n/a
894	39	Electricity Retrofit Incentive	Consumer, Business	2009	Final	n/a	n/a	n/a	n/a	n/a	n/a
895	39	Electricity Retrofit Incentive	Consumer, Business	2009	Final	n/a	n/a	n/a	n/a	n/a	n/a
896	39	Electricity Retrofit Incentive	Consumer, Business	2009	Final	n/a	n/a	n/a	n/a	n/a	n/a
897	39	Electricity Retrofit Incentive	Consumer, Business	2009	Final	n/a	n/a	n/a	n/a	n/a	n/a
898	39	Electricity Retrofit Incentive	Consumer, Business	2009	Final	n/a	n/a	n/a	n/a	n/a	n/a
899	39	Electricity Retrofit Incentive	Consumer, Business	2009	Final	n/a	n/a	n/a	n/a	n/a	n/a
900	39	Electricity Retrofit Incentive	Consumer, Business	2009	Final	n/a	n/a	n/a	n/a	n/a	n/a
901	39	Electricity Retrofit Incentive	Consumer, Business	2009	Final	n/a	n/a	n/a	n/a	n/a	n/a
902	39	Electricity Retrofit Incentive	Consumer, Business	2009	Final	n/a	n/a	n/a	n/a	n/a	n/a
903	39	Electricity Retrofit Incentive	Consumer, Business	2009	Final	n/a	n/a	n/a	n/a	n/a	n/a
904	39	Electricity Retrofit Incentive	Consumer, Business	2009	Final	n/a	n/a	n/a	n/a	n/a	n/a
905	39	Electricity Retrofit Incentive	Consumer, Business	2009	Final	n/a	n/a	n/a	n/a	n/a	n/a
906	39	Electricity Retrofit Incentive	Consumer, Business	2009	Final	n/a	n/a	n/a	n/a	n/a	n/a
907	39	Electricity Retrofit Incentive	Consumer, Business	2009	Final	n/a	n/a	n/a	n/a	n/a	n/a
908	39	Electricity Retrofit Incentive	Consumer, Business	2009	Final	n/a	n/a	n/a	n/a	n/a	n/a
909	39	Electricity Retrofit Incentive	Consumer, Business	2009	Final	n/a	n/a	n/a	n/a	n/a	n/a
910	39	Electricity Retrofit Incentive	Consumer, Business	2009	Final	n/a	n/a	n/a	n/a	n/a	n/a
911	39	Electricity Retrofit Incentive	Consumer, Business	2009	Final	n/a	n/a	n/a	n/a	n/a	n/a
912	39	Electricity Retrofit Incentive	Consumer, Business	2009	Final	n/a	n/a	n/a	n/a	n/a	n/a
913	40	Toronto Comprehensive	Consumer, Consumer Low-Income,	2009	Final	3,100.00	21,200,000	164,300,000	1,891.00	12,932,000	100,223,000
914	40	Toronto Comprehensive	Consumer, Consumer Low-Income,	2009	Final	700.00	12,800,000	84,600,000	574.00	10,496,000	69,372,000
915	40	Toronto Comprehensive	Consumer, Consumer Low-Income,	2009	Final	1,585.00	3,572,336	71,446,720	951.00	2,143,402	42,868,032
916	40	Toronto Comprehensive	Consumer, Consumer Low-Income,	2009	Final	0.00	365,025	7,300,500	0.00	255,518	5,110,350
917	40	Toronto Comprehensive	Consumer, Consumer Low-Income,	2009	Final	2,842.00	2,801,033	56,020,660	1,705.20	1,680,620	33,612,396
918	40	Toronto Comprehensive	Consumer, Consumer Low-Income,	2009	Final	6,100.00	23,200,000	263,200,000	2,806.00	10,672,000	121,072,000



# OPA Conservation & Demand Management Programs

Measure Results at End-User Level

For: Province Wide

#	Initiative Number	Initiative Name	Program Name	Program Year	Results Status	#
919	40	Toronto Comprehensive	Consumer, Consumer Low-Income,	2009	Final	7
920	40	Toronto Comprehensive	Consumer, Consumer Low-Income,	2009	Final	8
921	40	Toronto Comprehensive	Consumer, Consumer Low-Income,	2009	Final	9
922	41	High Performance New Construction	Business	2009	Final	1
923	42	Power Savings Blitz	Business	2009	Final	1
924	42	Power Savings Blitz	Business	2009	Final	2
925	42	Power Savings Blitz	Business	2009	Final	3
926	42	Power Savings Blitz	Business	2009	Final	4
927	42	Power Savings Blitz	Business	2009	Final	5
928	42	Power Savings Blitz	Business	2009	Final	6
929	42	Power Savings Blitz	Business	2009	Final	7
930	42	Power Savings Blitz	Business	2009	Final	8
931	42	Power Savings Blitz	Business	2009	Final	9
932	42	Power Savings Blitz	Business	2009	Final	10
933	42	Power Savings Blitz	Business	2009	Final	11
934	42	Power Savings Blitz	Business	2009	Final	12
935	42	Power Savings Blitz	Business	2009	Final	13
936	42	Power Savings Blitz	Business	2009	Final	14
937	42	Power Savings Blitz	Business	2009	Final	15
938	42	Power Savings Blitz	Business	2009	Final	16
939	42	Power Savings Blitz	Business	2009	Final	17
940	42	Power Savings Blitz	Business	2009	Final	18
941	42	Power Savings Blitz	Business	2009	Final	19
942	42	Power Savings Blitz	Business	2009	Final	20
943	42	Power Savings Blitz	Business	2009	Final	21
944	42	Power Savings Blitz	Business	2009	Final	22
945	42	Power Savings Blitz	Business	2009	Final	23
946	42	Power Savings Blitz	Business	2009	Final	24
947	42	Power Savings Blitz	Business	2009	Final	25
948	42	Power Savings Blitz	Business	2009	Final	26
949	42	Power Savings Blitz	Business	2009	Final	27
950	42	Power Savings Blitz	Business	2009	Final	28
951	42	Power Savings Blitz	Business	2009	Final	29
952	42	Power Savings Blitz	Business	2009	Final	30

# OPA Conservation & Demand Management Programs

## Measure Results at End-User Level

For: Province Wide

#	Initiative Number	Initiative Name	Program Name	Program Year	Results Status	Measure Name
919	40	Toronto Comprehensive	Consumer, Consumer Low-Income,	2009	Final	City of Toronto – Better Building Partnership (BBP) – Existing Buildings (EB) – Multi-Unit Residential Buildings
920	40	Toronto Comprehensive	Consumer, Consumer Low-Income,	2009	Final	City of Toronto – Better Building Partnership (BBP) – New Construction (NC)
921	40	Toronto Comprehensive	Consumer, Consumer Low-Income,	2009	Final	Building Owners & Managers Association Project (BOMA) – Conservation & Demand Management (CDM)
922	41	High Performance New Construction	Business	2009	Final	Custom Project
923	42	Power Savings Blitz	Business	2009	Final	1) From: 1 Lamp 8' -T12-75W-Magnetic Ballasts to: 2 - 4' Lamps, end to end 32 watt - with 80% ballast factor
924	42	Power Savings Blitz	Business	2009	Final	2) From: 1 Lamp 8' -T12-75W-Magnetic Ballasts to: 1 - 8' lamp with 80% ballast factor T8-Electronic Ballast - F
925	42	Power Savings Blitz	Business	2009	Final	3) From: 1 Lamp 8' -T12-75W-Magnetic Ballasts to: 2 - 4' end to end 25 watt lamp with 90% ballast factor T8-E
926	42	Power Savings Blitz	Business	2009	Final	4) From: 2 Lamps 8' -T12-75W-Magnetic Ballasts to: 4 - 4' end to end 32 watt lamps with 80% ballast factor T
927	42	Power Savings Blitz	Business	2009	Final	5) From: 2 Lamps 8' -T12-75W-Magnetic Ballasts to: 2 - 4' 32 watt lamps + reflector with 90% ballast factor T8
928	42	Power Savings Blitz	Business	2009	Final	6) From: 2 Lamps 8' -T12-60W-Magnetic Ballasts to: 4 - 4' lamps with either 32 watt ballast of 80% ballast fac
929	42	Power Savings Blitz	Business	2009	Final	7) From: 2 Lamps 8' -T12-60W-Magnetic Ballasts to: 2 - 4' 32 watt lamps + Reflector with 90% ballast factor T
930	42	Power Savings Blitz	Business	2009	Final	8) From: 1 Lamp 4' -T12-40W-Magnetic Ballasts to: 1 - 4' lamp with either 32 watt ballast of 80% ballast factor
931	42	Power Savings Blitz	Business	2009	Final	9) From: 2 Lamps 4' -T12-40W-Magnetic Ballasts to: 1 - 4' 32 watt lamp + reflector with 90% ballast factor T8
932	42	Power Savings Blitz	Business	2009	Final	10) From: 2 Lamps 4' -T12-40W-Magnetic Ballasts to: 2 - 4' lamps with either 32 watt ballast of 80% ballast fa
933	42	Power Savings Blitz	Business	2009	Final	11) From: 4 Lamps 4' -T12-40W-Magnetic Ballasts to: 2 - 4' 32 watt lamps + reflector T8-Electronic Ballast - F
934	42	Power Savings Blitz	Business	2009	Final	12) From: 4 Lamps 4' -T12-40W-Magnetic Ballasts to: 4 - 4' lamps with either 32 watt ballast of 80% ballast fa
935	42	Power Savings Blitz	Business	2009	Final	13) From: 1 Lamp 4' -T12-34W-Magnetic Ballasts to: 1 - 4' lamp with either 32 watt ballast of 80% ballast facto
936	42	Power Savings Blitz	Business	2009	Final	14) From: 2 Lamps 4' -T12-34W-Magnetic Ballasts to: 1 - 4' 32 watt lamp + reflector with 90% ballast factor T8
937	42	Power Savings Blitz	Business	2009	Final	15) From: 2 Lamps 4' -T12-34W-Magnetic Ballasts to: 2 - 4' lamps with either 32 watt ballast of 80% ballast fa
938	42	Power Savings Blitz	Business	2009	Final	16) From: 4 Lamps 4' -T12-34W-Magnetic Ballasts to: 2 - 4' 32 watt lamps + reflector T8-Electronic Ballast - F
939	42	Power Savings Blitz	Business	2009	Final	17) From: 4 Lamps 4' -T12-34W-Magnetic Ballasts to: 4 - 4' lamps with either 32 watt ballast of 80% ballast fa
940	42	Power Savings Blitz	Business	2009	Final	18) From: 2 Lamps U-Shaped 34-40W-Magnetic Ballasts to: 2 U-Tube Lamps 2' -T8-32W-Electronic Ballast -
941	42	Power Savings Blitz	Business	2009	Final	19) From: 2 Lamps U-Shaped 34-40W-Magnetic Ballasts to: 2 Linear 2' + Reflector F17T8 2' -T8-32W-Electro
942	42	Power Savings Blitz	Business	2009	Final	20) From: 2-15W Lamps Exit Sign - incandescent to: 3W LED Energy Star rated LED Exit Sign - Retail Sector
943	42	Power Savings Blitz	Business	2009	Final	21) From: 2-15W Lamps Exit Sign - incandescent to: Replace entire fixture with LED sign Energy Star rated L
944	42	Power Savings Blitz	Business	2009	Final	22) From: 40W Standard Incandescent (A Lamp) to: 11W ENERGY STAR® rated CFL (Screw-in replacement
945	42	Power Savings Blitz	Business	2009	Final	23) From: 60W Standard Incandescent (A Lamp) to: 13W ENERGY STAR® rated CFL (Screw-in replacement
946	42	Power Savings Blitz	Business	2009	Final	24) From: 100W Standard Incandescent (A Lamp) to: 23W ENERGY STAR® rated CFL (Screw-in replacement
947	42	Power Savings Blitz	Business	2009	Final	25) From: 150W Standard Incandescent (A Lamp) to: 28W ENERGY STAR® rated CFL (Screw-in replacement
948	42	Power Savings Blitz	Business	2009	Final	26) From: 60W PAR38/30 PAR Lights - Flood or Spot - recessed down lighting to: 15W CFLPAR38/30 ENER
949	42	Power Savings Blitz	Business	2009	Final	27) From: 75W PAR38/30 PAR Lights - Flood or Spot - recessed down lighting to: 18W CFLPAR38/30 ENER
950	42	Power Savings Blitz	Business	2009	Final	28) From: 100W PAR38/30 PAR Lights - Flood or Spot - recessed down lighting to: 26W CFL PAR38/30 ENE
951	42	Power Savings Blitz	Business	2009	Final	29) From: 40 - 60W standard incandescent PAR Lights - Track lighting or product highlighting to: 15W CFL Er
952	42	Power Savings Blitz	Business	2009	Final	30) From: 40 - 60W standard halogen PAR Lights - Track lighting or product highlighting to: 32 Watt IR coate

## Measure Results at End-User Level

#	Initiative Number	Initiative Name	Program Name	Program Year	Results Status
919	40	Toronto Comprehensive	Consumer, Consumer Low-Income,	2009	Final
920	40	Toronto Comprehensive	Consumer, Consumer Low-Income,	2009	Final
921	40	Toronto Comprehensive	Consumer, Consumer Low-Income,	2009	Final
922	41	High Performance New Construction	Business	2009	Final
923	42	Power Savings Blitz	Business	2009	Final
924	42	Power Savings Blitz	Business	2009	Final
925	42	Power Savings Blitz	Business	2009	Final
926	42	Power Savings Blitz	Business	2009	Final
927	42	Power Savings Blitz	Business	2009	Final
928	42	Power Savings Blitz	Business	2009	Final
929	42	Power Savings Blitz	Business	2009	Final
930	42	Power Savings Blitz	Business	2009	Final
931	42	Power Savings Blitz	Business	2009	Final
932	42	Power Savings Blitz	Business	2009	Final
933	42	Power Savings Blitz	Business	2009	Final
934	42	Power Savings Blitz	Business	2009	Final
935	42	Power Savings Blitz	Business	2009	Final
936	42	Power Savings Blitz	Business	2009	Final
937	42	Power Savings Blitz	Business	2009	Final
938	42	Power Savings Blitz	Business	2009	Final
939	42	Power Savings Blitz	Business	2009	Final
940	42	Power Savings Blitz	Business	2009	Final
941	42	Power Savings Blitz	Business	2009	Final
942	42	Power Savings Blitz	Business	2009	Final
943	42	Power Savings Blitz	Business	2009	Final
944	42	Power Savings Blitz	Business	2009	Final
945	42	Power Savings Blitz	Business	2009	Final
946	42	Power Savings Blitz	Business	2009	Final
947	42	Power Savings Blitz	Business	2009	Final
948	42	Power Savings Blitz	Business	2009	Final
949	42	Power Savings Blitz	Business	2009	Final
950	42	Power Savings Blitz	Business	2009	Final
951	42	Power Savings Blitz	Business	2009	Final
952	42	Power Savings Blitz	Business	2009	Final

[illegible]

OPA Conservation & Demand Management Programs

Measure Results at End-User Level

For: Province Wide

#	Initiative Number	Initiative Name	Program Name	Program Year	Results Status	Assumptions				Activity Results (#)
						Net Annual Energy Savings (kWh)	Net Lifetime Energy Savings (kWh)	Aggregate Net-to-Gross Adjustment (%)	Effective Useful Life (EUL)	
919	40	Toronto Comprehensive	Consumer, Consumer Low-Income,	2009	Final	Custom	Custom	70.0	8.2	90.000
920	40	Toronto Comprehensive	Consumer, Consumer Low-Income,	2009	Final	Custom	Custom	60.0	20.0	11.000
921	40	Toronto Comprehensive	Consumer, Consumer Low-Income,	2009	Final	Custom	Custom	66.0	10.3	80.000
922	41	High Performance New Construction	Business	2009	Final	Custom	Custom	70.0	20.0	63
923	42	Power Savings Blitz	Business	2009	Final	Quasi-Prescriptive	Quasi-Prescriptive	95.0	8.6	n/a
924	42	Power Savings Blitz	Business	2009	Final	Quasi-Prescriptive	Quasi-Prescriptive	95.0	8.6	n/a
925	42	Power Savings Blitz	Business	2009	Final	Quasi-Prescriptive	Quasi-Prescriptive	95.0	8.6	n/a
926	42	Power Savings Blitz	Business	2009	Final	Quasi-Prescriptive	Quasi-Prescriptive	95.0	8.6	n/a
927	42	Power Savings Blitz	Business	2009	Final	Quasi-Prescriptive	Quasi-Prescriptive	95.0	8.6	n/a
928	42	Power Savings Blitz	Business	2009	Final	Quasi-Prescriptive	Quasi-Prescriptive	95.0	8.6	n/a
929	42	Power Savings Blitz	Business	2009	Final	Quasi-Prescriptive	Quasi-Prescriptive	95.0	8.6	n/a
930	42	Power Savings Blitz	Business	2009	Final	Quasi-Prescriptive	Quasi-Prescriptive	95.0	8.6	n/a
931	42	Power Savings Blitz	Business	2009	Final	Quasi-Prescriptive	Quasi-Prescriptive	95.0	8.6	n/a
932	42	Power Savings Blitz	Business	2009	Final	Quasi-Prescriptive	Quasi-Prescriptive	95.0	8.6	n/a
933	42	Power Savings Blitz	Business	2009	Final	Quasi-Prescriptive	Quasi-Prescriptive	95.0	8.6	n/a
934	42	Power Savings Blitz	Business	2009	Final	Quasi-Prescriptive	Quasi-Prescriptive	95.0	8.6	n/a
935	42	Power Savings Blitz	Business	2009	Final	Quasi-Prescriptive	Quasi-Prescriptive	95.0	8.6	n/a
936	42	Power Savings Blitz	Business	2009	Final	Quasi-Prescriptive	Quasi-Prescriptive	95.0	8.6	n/a
937	42	Power Savings Blitz	Business	2009	Final	Quasi-Prescriptive	Quasi-Prescriptive	95.0	8.6	n/a
938	42	Power Savings Blitz	Business	2009	Final	Quasi-Prescriptive	Quasi-Prescriptive	95.0	8.6	n/a
939	42	Power Savings Blitz	Business	2009	Final	Quasi-Prescriptive	Quasi-Prescriptive	95.0	8.6	n/a
940	42	Power Savings Blitz	Business	2009	Final	Quasi-Prescriptive	Quasi-Prescriptive	95.0	8.6	n/a
941	42	Power Savings Blitz	Business	2009	Final	Quasi-Prescriptive	Quasi-Prescriptive	95.0	8.6	n/a
942	42	Power Savings Blitz	Business	2009	Final	Quasi-Prescriptive	Quasi-Prescriptive	95.0	8.6	n/a
943	42	Power Savings Blitz	Business	2009	Final	Quasi-Prescriptive	Quasi-Prescriptive	95.0	8.6	n/a
944	42	Power Savings Blitz	Business	2009	Final	Quasi-Prescriptive	Quasi-Prescriptive	95.0	8.6	n/a
945	42	Power Savings Blitz	Business	2009	Final	Quasi-Prescriptive	Quasi-Prescriptive	95.0	8.6	n/a
946	42	Power Savings Blitz	Business	2009	Final	Quasi-Prescriptive	Quasi-Prescriptive	95.0	8.6	n/a
947	42	Power Savings Blitz	Business	2009	Final	Quasi-Prescriptive	Quasi-Prescriptive	95.0	8.6	n/a
948	42	Power Savings Blitz	Business	2009	Final	Quasi-Prescriptive	Quasi-Prescriptive	95.0	8.6	n/a
949	42	Power Savings Blitz	Business	2009	Final	Quasi-Prescriptive	Quasi-Prescriptive	95.0	8.6	n/a
950	42	Power Savings Blitz	Business	2009	Final	Quasi-Prescriptive	Quasi-Prescriptive	95.0	8.6	n/a
951	42	Power Savings Blitz	Business	2009	Final	Quasi-Prescriptive	Quasi-Prescriptive	95.0	8.6	n/a
952	42	Power Savings Blitz	Business	2009	Final	Quasi-Prescriptive	Quasi-Prescriptive	95.0	8.6	n/a

# OPA Conservation & Demand Management Programs

Measure Results at End-User Level

For: Province Wide

#	Initiative Number	Initiative Name	Program Name	Program Year	Results Status	Province Wide Results					
						Gross Summer Peak Demand Savings (kW)	Gross Annual Energy Savings (kWh)	Gross Lifetime Energy Savings (kWh)	Net Summer Peak Demand Savings (kW)	Net Annual Energy Savings (kWh)	Net Lifetime Energy Savings (kWh)
919	40	Toronto Comprehensive	Consumer, Consumer Low-Income,	2009	Final	1,800.00	13,000,000	107,200,000	1,260.00	9,100,000	75,040,000
920	40	Toronto Comprehensive	Consumer, Consumer Low-Income,	2009	Final	696.00	3,191,000	63,827,000	417.60	1,914,600	38,296,200
921	40	Toronto Comprehensive	Consumer, Consumer Low-Income,	2009	Final	4,100.00	21,100,000	217,700,000	2,706.00	13,926,000	143,682,000
922	41	High Performance New Construction	Business	2009	Final	5,545.00	12,642,000	252,840,000	3,881.50	8,849,400	176,988,000
923	42	Power Savings Blitz	Business	2009	Final	n/a	n/a	n/a	n/a	n/a	n/a
924	42	Power Savings Blitz	Business	2009	Final	n/a	n/a	n/a	n/a	n/a	n/a
925	42	Power Savings Blitz	Business	2009	Final	n/a	n/a	n/a	n/a	n/a	n/a
926	42	Power Savings Blitz	Business	2009	Final	n/a	n/a	n/a	n/a	n/a	n/a
927	42	Power Savings Blitz	Business	2009	Final	n/a	n/a	n/a	n/a	n/a	n/a
928	42	Power Savings Blitz	Business	2009	Final	n/a	n/a	n/a	n/a	n/a	n/a
929	42	Power Savings Blitz	Business	2009	Final	n/a	n/a	n/a	n/a	n/a	n/a
930	42	Power Savings Blitz	Business	2009	Final	n/a	n/a	n/a	n/a	n/a	n/a
931	42	Power Savings Blitz	Business	2009	Final	n/a	n/a	n/a	n/a	n/a	n/a
932	42	Power Savings Blitz	Business	2009	Final	n/a	n/a	n/a	n/a	n/a	n/a
933	42	Power Savings Blitz	Business	2009	Final	n/a	n/a	n/a	n/a	n/a	n/a
934	42	Power Savings Blitz	Business	2009	Final	n/a	n/a	n/a	n/a	n/a	n/a
935	42	Power Savings Blitz	Business	2009	Final	n/a	n/a	n/a	n/a	n/a	n/a
936	42	Power Savings Blitz	Business	2009	Final	n/a	n/a	n/a	n/a	n/a	n/a
937	42	Power Savings Blitz	Business	2009	Final	n/a	n/a	n/a	n/a	n/a	n/a
938	42	Power Savings Blitz	Business	2009	Final	n/a	n/a	n/a	n/a	n/a	n/a
939	42	Power Savings Blitz	Business	2009	Final	n/a	n/a	n/a	n/a	n/a	n/a
940	42	Power Savings Blitz	Business	2009	Final	n/a	n/a	n/a	n/a	n/a	n/a
941	42	Power Savings Blitz	Business	2009	Final	n/a	n/a	n/a	n/a	n/a	n/a
942	42	Power Savings Blitz	Business	2009	Final	n/a	n/a	n/a	n/a	n/a	n/a
943	42	Power Savings Blitz	Business	2009	Final	n/a	n/a	n/a	n/a	n/a	n/a
944	42	Power Savings Blitz	Business	2009	Final	n/a	n/a	n/a	n/a	n/a	n/a
945	42	Power Savings Blitz	Business	2009	Final	n/a	n/a	n/a	n/a	n/a	n/a
946	42	Power Savings Blitz	Business	2009	Final	n/a	n/a	n/a	n/a	n/a	n/a
947	42	Power Savings Blitz	Business	2009	Final	n/a	n/a	n/a	n/a	n/a	n/a
948	42	Power Savings Blitz	Business	2009	Final	n/a	n/a	n/a	n/a	n/a	n/a
949	42	Power Savings Blitz	Business	2009	Final	n/a	n/a	n/a	n/a	n/a	n/a
950	42	Power Savings Blitz	Business	2009	Final	n/a	n/a	n/a	n/a	n/a	n/a
951	42	Power Savings Blitz	Business	2009	Final	n/a	n/a	n/a	n/a	n/a	n/a
952	42	Power Savings Blitz	Business	2009	Final	n/a	n/a	n/a	n/a	n/a	n/a

OPA Conservation & Demand Management Programs

Measure Results at End-User Level

For: Province Wide

#	Initiative Number	Initiative Name	Program Name	Program Year	Results Status	#
953	42	Power Savings Blitz	Business	2009	Final	31
954	42	Power Savings Blitz	Business	2009	Final	32
955	42	Power Savings Blitz	Business	2009	Final	33
956	42	Power Savings Blitz	Business	2009	Final	34
957	42	Power Savings Blitz	Business	2009	Final	35
958	42	Power Savings Blitz	Business	2009	Final	36
959	42	Power Savings Blitz	Business	2009	Final	37
960	42	Power Savings Blitz	Business	2009	Final	38
961	42	Power Savings Blitz	Business	2009	Final	39
962	42	Power Savings Blitz	Business	2009	Final	40
963	42	Power Savings Blitz	Business	2009	Final	41
964	42	Power Savings Blitz	Business	2009	Final	42
965	42	Power Savings Blitz	Business	2009	Final	43
966	42	Power Savings Blitz	Business	2009	Final	44
967	42	Power Savings Blitz	Business	2009	Final	45
968	42	Power Savings Blitz	Business	2009	Final	46
969	42	Power Savings Blitz	Business	2009	Final	47
970	42	Power Savings Blitz	Business	2009	Final	48
971	42	Power Savings Blitz	Business	2009	Final	49
972	42	Power Savings Blitz	Business	2009	Final	50
973	42	Power Savings Blitz	Business	2009	Final	51
974	42	Power Savings Blitz	Business	2009	Final	52
975	42	Power Savings Blitz	Business	2009	Final	53
976	42	Power Savings Blitz	Business	2009	Final	54
977	42	Power Savings Blitz	Business	2009	Final	55
978	42	Power Savings Blitz	Business	2009	Final	56
979	42	Power Savings Blitz	Business	2009	Final	57
980	42	Power Savings Blitz	Business	2009	Final	58
981	42	Power Savings Blitz	Business	2009	Final	59
982	42	Power Savings Blitz	Business	2009	Final	60
983	42	Power Savings Blitz	Business	2009	Final	61
984	42	Power Savings Blitz	Business	2009	Final	62
985	42	Power Savings Blitz	Business	2009	Final	63
986	42	Power Savings Blitz	Business	2009	Final	64



# OPA Conservation & Demand Management Programs

## Measure Results at End-User Level

For: Province Wide

#	Initiative Number	Initiative Name	Program Name	Program Year	Results Status	Measure Name
953	42	Power Savings Blitz	Business	2009	Final	31) From: 75W standard incandescent PAR Lights - Track lighting or product highlighting to: 18W CFL Energy
954	42	Power Savings Blitz	Business	2009	Final	32) From: 75W standard incandescent PAR Lights - Track lighting or product highlighting to: 50 Watt Halogen
955	42	Power Savings Blitz	Business	2009	Final	33) From: 90 Watt Halogen PAR Lights - Track lighting or product highlighting to: 23 to 28 watt CFL Par 38/30
956	42	Power Savings Blitz	Business	2009	Final	34) From: 90 Watt Halogen PAR Lights - Track lighting or product highlighting to: 60 watt Halogen IR Energy
957	42	Power Savings Blitz	Business	2009	Final	35) From: 100W standard incandescent or greater PAR Lights - Track lighting or product highlighting to: 26W
958	42	Power Savings Blitz	Business	2009	Final	36) From: 100W standard incandescent or greater PAR Lights - Track lighting or product highlighting to: 50-75
959	42	Power Savings Blitz	Business	2009	Final	37) From: No Insulation Jacket (50-119 Gal) to: Insulation Jacket 5/32" barrier bubble film laminated between
960	42	Power Savings Blitz	Business	2009	Final	38) From: No Insulation Jacket (12-40 Gal) to: Insulation Jacket 5/32" barrier bubble film laminated between t
961	42	Power Savings Blitz	Business	2009	Final	39) From: No Pipe insulation to: Pipe insulation (10 ft flexible polyethylene insulation on outlet pipe (for 1.2" a
962	42	Power Savings Blitz	Business	2009	Final	40) From: Aerator (Average 2.75gpm) Low Flow Aerator (Electric Water Heater Only) to: Aerator (Average 1.5
963	42	Power Savings Blitz	Business	2009	Final	41) From: Authorized Contractor Program (ACP) to: Work Order cost <\$500 (Labour and materials) - Retail S
964	42	Power Savings Blitz	Business	2009	Final	42) From: Authorized Contractor Program (ACP) to: Work Order cost >\$500 - \$2000 (Labour and materials)
965	42	Power Savings Blitz	Business	2009	Final	43) From: Authorized Contractor Program (ACP) to: Work Order cost >\$2001 - \$5000 (Labour and materials)
966	42	Power Savings Blitz	Business	2009	Final	44) From: Contractor (Non-Classified Locations) to: First 10 devices or fraction thereof - Retail Sector
967	42	Power Savings Blitz	Business	2009	Final	45) From: Contractor (Non-Classified Locations) to: Each additional 10 devices or fraction thereof - Retail Se
968	42	Power Savings Blitz	Business	2009	Final	46) From: 4 Lamps 8' -T12-75W-Magnetic Ballasts to: 4 - 4' 32 watt lamps + reflector with 90% ballast factor T
969	42	Power Savings Blitz	Business	2009	Final	47) From: Contractor (Non-Classified Locations) - Minimum fee if the total fee for the application for inspection
970	42	Power Savings Blitz	Business	2009	Final	48) From: 2 Lamps 8' -T12-75W-Magnetic Ballasts to: 2 - 8' lamps with 90% ballast factor T8-Electronic Ballas
971	42	Power Savings Blitz	Business	2009	Final	49) From: 4 Lamps 8' -T12-75W-Magnetic Ballasts to: 4 - 8' lamps with 2 electronic ballasts of 90% ballast fac
972	42	Power Savings Blitz	Business	2009	Final	50) From: 2 Lamps 8' -T12-60W-Magnetic Ballasts to: 2 - 8' 59wat lamps + reflector with 90% ballast factor T
973	42	Power Savings Blitz	Business	2009	Final	51) From: 4 Lamps 8' -T12-60W-Magnetic Ballasts to: 4 - 8' lamps with 2 electronic ballasts of 90% ballast fac
974	42	Power Savings Blitz	Business	2009	Final	52) From: 2 Lamps 4' -T8 32W-Magnetic Ballasts to: 2 - 4' 25 watt lamps with electronic ballasts T8-Electronic
975	42	Power Savings Blitz	Business	2009	Final	53) From: 2 - 4' T12 High Output Lamps High Output T12-Magnetic Ballasts to: 2 - 4' High Output T8 lamps w
976	42	Power Savings Blitz	Business	2009	Final	54) From: 2 - 8' T12 High Output Lamps High Output T12-Magnetic Ballasts to: 2 - 8' High Output T8 lamps w
977	42	Power Savings Blitz	Business	2009	Final	55) From: 175W Metal Halide Metal Halide to: 1 - 150W Metal Halide Direct Lamp replacement Metal Halide
978	42	Power Savings Blitz	Business	2009	Final	56) From: 400W Metal Halide Metal Halide to: 1 - 350W Metal Halide Direct Lamp replacement Metal Halide
979	42	Power Savings Blitz	Business	2009	Final	57) From: 250W Metal Halide Metal Halide to: 4 - 4' Lamps with either 32 watt ballast of 80% ballast factor o
980	42	Power Savings Blitz	Business	2009	Final	58) From: 400W Metal Halide Metal Halide to: 6 - 4' Lamps with either 32 watt ballast of 80% ballast factor o
981	42	Power Savings Blitz	Business	2009	Final	59) From: 40W Standard Incandescent (A Lamp) to: 11W ENERGY STAR® rated CFL New Fixture (2-pin / 4-
982	42	Power Savings Blitz	Business	2009	Final	60) From: 60W Standard Incandescent (A Lamp) to: 13W ENERGY STAR® rated CFL New Fixture (2-pin / 4-
983	42	Power Savings Blitz	Business	2009	Final	61) From: 100W Standard Incandescent (A Lamp) to: 23W ENERGY STAR® rated CFL New Fixture (2-pin / 4-
984	42	Power Savings Blitz	Business	2009	Final	62) From: 150W Standard Incandescent (A Lamp) to: 28W ENERGY STAR® rated CFL New Fixture (2-pin / 4-
985	42	Power Savings Blitz	Business	2009	Final	63) From: 65 - 75W Incandescent R Lamp Incandescent R Lamp on Dimmers to: 14 - 16W Dimmable CFL R
986	42	Power Savings Blitz	Business	2009	Final	64) From: 100 - 150W Incandescent R Lamp Incandescent R Lamp on Dimmers to: 22 - 26W Dimmable CFL

## Measure Results at End-User Level

#	Initiative Number	Initiative Name	Program Name	Program Year	Results Status
953	42	Power Savings Blitz	Business	2009	Final
954	42	Power Savings Blitz	Business	2009	Final
955	42	Power Savings Blitz	Business	2009	Final
956	42	Power Savings Blitz	Business	2009	Final
957	42	Power Savings Blitz	Business	2009	Final
958	42	Power Savings Blitz	Business	2009	Final
959	42	Power Savings Blitz	Business	2009	Final
960	42	Power Savings Blitz	Business	2009	Final
961	42	Power Savings Blitz	Business	2009	Final
962	42	Power Savings Blitz	Business	2009	Final
963	42	Power Savings Blitz	Business	2009	Final
964	42	Power Savings Blitz	Business	2009	Final
965	42	Power Savings Blitz	Business	2009	Final
966	42	Power Savings Blitz	Business	2009	Final
967	42	Power Savings Blitz	Business	2009	Final
968	42	Power Savings Blitz	Business	2009	Final
969	42	Power Savings Blitz	Business	2009	Final
970	42	Power Savings Blitz	Business	2009	Final
971	42	Power Savings Blitz	Business	2009	Final
972	42	Power Savings Blitz	Business	2009	Final
973	42	Power Savings Blitz	Business	2009	Final
974	42	Power Savings Blitz	Business	2009	Final
975	42	Power Savings Blitz	Business	2009	Final
976	42	Power Savings Blitz	Business	2009	Final
977	42	Power Savings Blitz	Business	2009	Final
978	42	Power Savings Blitz	Business	2009	Final
979	42	Power Savings Blitz	Business	2009	Final
980	42	Power Savings Blitz	Business	2009	Final
981	42	Power Savings Blitz	Business	2009	Final
982	42	Power Savings Blitz	Business	2009	Final
983	42	Power Savings Blitz	Business	2009	Final
984	42	Power Savings Blitz	Business	2009	Final
985	42	Power Savings Blitz	Business	2009	Final
986	42	Power Savings Blitz	Business	2009	Final

[illegible]

OPA Conservation & Demand Management Programs

Measure Results at End-User Level

For: Province Wide

#	Initiative Number	Initiative Name	Program Name	Program Year	Results Status	Assumptions				Activity Results (#)
						Net Annual Energy Savings (kWh)	Net Lifetime Energy Savings (kWh)	Aggregate Net-to-Gross Adjustment (%)	Effective Useful Life (EUL)	
953	42	Power Savings Blitz	Business	2009	Final	Quasi-Prescriptive	Quasi-Prescriptive	95.0	8.6	n/a
954	42	Power Savings Blitz	Business	2009	Final	Quasi-Prescriptive	Quasi-Prescriptive	95.0	8.6	n/a
955	42	Power Savings Blitz	Business	2009	Final	Quasi-Prescriptive	Quasi-Prescriptive	95.0	8.6	n/a
956	42	Power Savings Blitz	Business	2009	Final	Quasi-Prescriptive	Quasi-Prescriptive	95.0	8.6	n/a
957	42	Power Savings Blitz	Business	2009	Final	Quasi-Prescriptive	Quasi-Prescriptive	95.0	8.6	n/a
958	42	Power Savings Blitz	Business	2009	Final	Quasi-Prescriptive	Quasi-Prescriptive	95.0	8.6	n/a
959	42	Power Savings Blitz	Business	2009	Final	Quasi-Prescriptive	Quasi-Prescriptive	95.0	8.6	n/a
960	42	Power Savings Blitz	Business	2009	Final	Quasi-Prescriptive	Quasi-Prescriptive	95.0	8.6	n/a
961	42	Power Savings Blitz	Business	2009	Final	Quasi-Prescriptive	Quasi-Prescriptive	95.0	8.6	n/a
962	42	Power Savings Blitz	Business	2009	Final	Quasi-Prescriptive	Quasi-Prescriptive	95.0	8.6	n/a
963	42	Power Savings Blitz	Business	2009	Final	Quasi-Prescriptive	Quasi-Prescriptive	95.0	8.6	n/a
964	42	Power Savings Blitz	Business	2009	Final	Quasi-Prescriptive	Quasi-Prescriptive	95.0	8.6	n/a
965	42	Power Savings Blitz	Business	2009	Final	Quasi-Prescriptive	Quasi-Prescriptive	95.0	8.6	n/a
966	42	Power Savings Blitz	Business	2009	Final	Quasi-Prescriptive	Quasi-Prescriptive	95.0	8.6	n/a
967	42	Power Savings Blitz	Business	2009	Final	Quasi-Prescriptive	Quasi-Prescriptive	95.0	8.6	n/a
968	42	Power Savings Blitz	Business	2009	Final	Quasi-Prescriptive	Quasi-Prescriptive	95.0	8.6	n/a
969	42	Power Savings Blitz	Business	2009	Final	Quasi-Prescriptive	Quasi-Prescriptive	95.0	8.6	n/a
970	42	Power Savings Blitz	Business	2009	Final	Quasi-Prescriptive	Quasi-Prescriptive	95.0	8.6	n/a
971	42	Power Savings Blitz	Business	2009	Final	Quasi-Prescriptive	Quasi-Prescriptive	95.0	8.6	n/a
972	42	Power Savings Blitz	Business	2009	Final	Quasi-Prescriptive	Quasi-Prescriptive	95.0	8.6	n/a
973	42	Power Savings Blitz	Business	2009	Final	Quasi-Prescriptive	Quasi-Prescriptive	95.0	8.6	n/a
974	42	Power Savings Blitz	Business	2009	Final	Quasi-Prescriptive	Quasi-Prescriptive	95.0	8.6	n/a
975	42	Power Savings Blitz	Business	2009	Final	Quasi-Prescriptive	Quasi-Prescriptive	95.0	8.6	n/a
976	42	Power Savings Blitz	Business	2009	Final	Quasi-Prescriptive	Quasi-Prescriptive	95.0	8.6	n/a
977	42	Power Savings Blitz	Business	2009	Final	Quasi-Prescriptive	Quasi-Prescriptive	95.0	8.6	n/a
978	42	Power Savings Blitz	Business	2009	Final	Quasi-Prescriptive	Quasi-Prescriptive	95.0	8.6	n/a
979	42	Power Savings Blitz	Business	2009	Final	Quasi-Prescriptive	Quasi-Prescriptive	95.0	8.6	n/a
980	42	Power Savings Blitz	Business	2009	Final	Quasi-Prescriptive	Quasi-Prescriptive	95.0	8.6	n/a
981	42	Power Savings Blitz	Business	2009	Final	Quasi-Prescriptive	Quasi-Prescriptive	95.0	8.6	n/a
982	42	Power Savings Blitz	Business	2009	Final	Quasi-Prescriptive	Quasi-Prescriptive	95.0	8.6	n/a
983	42	Power Savings Blitz	Business	2009	Final	Quasi-Prescriptive	Quasi-Prescriptive	95.0	8.6	n/a
984	42	Power Savings Blitz	Business	2009	Final	Quasi-Prescriptive	Quasi-Prescriptive	95.0	8.6	n/a
985	42	Power Savings Blitz	Business	2009	Final	Quasi-Prescriptive	Quasi-Prescriptive	95.0	8.6	n/a
986	42	Power Savings Blitz	Business	2009	Final	Quasi-Prescriptive	Quasi-Prescriptive	95.0	8.6	n/a

# OPA Conservation & Demand Management Programs

Measure Results at End-User Level

For: Province Wide

#	Initiative Number	Initiative Name	Program Name	Program Year	Results Status	Province Wide Results					
						Gross Summer Peak Demand Savings (kW)	Gross Annual Energy Savings (kWh)	Gross Lifetime Energy Savings (kWh)	Net Summer Peak Demand Savings (kW)	Net Annual Energy Savings (kWh)	Net Lifetime Energy Savings (kWh)
953	42	Power Savings Blitz	Business	2009	Final	n/a	n/a	n/a	n/a	n/a	n/a
954	42	Power Savings Blitz	Business	2009	Final	n/a	n/a	n/a	n/a	n/a	n/a
955	42	Power Savings Blitz	Business	2009	Final	n/a	n/a	n/a	n/a	n/a	n/a
956	42	Power Savings Blitz	Business	2009	Final	n/a	n/a	n/a	n/a	n/a	n/a
957	42	Power Savings Blitz	Business	2009	Final	n/a	n/a	n/a	n/a	n/a	n/a
958	42	Power Savings Blitz	Business	2009	Final	n/a	n/a	n/a	n/a	n/a	n/a
959	42	Power Savings Blitz	Business	2009	Final	n/a	n/a	n/a	n/a	n/a	n/a
960	42	Power Savings Blitz	Business	2009	Final	n/a	n/a	n/a	n/a	n/a	n/a
961	42	Power Savings Blitz	Business	2009	Final	n/a	n/a	n/a	n/a	n/a	n/a
962	42	Power Savings Blitz	Business	2009	Final	n/a	n/a	n/a	n/a	n/a	n/a
963	42	Power Savings Blitz	Business	2009	Final	n/a	n/a	n/a	n/a	n/a	n/a
964	42	Power Savings Blitz	Business	2009	Final	n/a	n/a	n/a	n/a	n/a	n/a
965	42	Power Savings Blitz	Business	2009	Final	n/a	n/a	n/a	n/a	n/a	n/a
966	42	Power Savings Blitz	Business	2009	Final	n/a	n/a	n/a	n/a	n/a	n/a
967	42	Power Savings Blitz	Business	2009	Final	n/a	n/a	n/a	n/a	n/a	n/a
968	42	Power Savings Blitz	Business	2009	Final	n/a	n/a	n/a	n/a	n/a	n/a
969	42	Power Savings Blitz	Business	2009	Final	n/a	n/a	n/a	n/a	n/a	n/a
970	42	Power Savings Blitz	Business	2009	Final	n/a	n/a	n/a	n/a	n/a	n/a
971	42	Power Savings Blitz	Business	2009	Final	n/a	n/a	n/a	n/a	n/a	n/a
972	42	Power Savings Blitz	Business	2009	Final	n/a	n/a	n/a	n/a	n/a	n/a
973	42	Power Savings Blitz	Business	2009	Final	n/a	n/a	n/a	n/a	n/a	n/a
974	42	Power Savings Blitz	Business	2009	Final	n/a	n/a	n/a	n/a	n/a	n/a
975	42	Power Savings Blitz	Business	2009	Final	n/a	n/a	n/a	n/a	n/a	n/a
976	42	Power Savings Blitz	Business	2009	Final	n/a	n/a	n/a	n/a	n/a	n/a
977	42	Power Savings Blitz	Business	2009	Final	n/a	n/a	n/a	n/a	n/a	n/a
978	42	Power Savings Blitz	Business	2009	Final	n/a	n/a	n/a	n/a	n/a	n/a
979	42	Power Savings Blitz	Business	2009	Final	n/a	n/a	n/a	n/a	n/a	n/a
980	42	Power Savings Blitz	Business	2009	Final	n/a	n/a	n/a	n/a	n/a	n/a
981	42	Power Savings Blitz	Business	2009	Final	n/a	n/a	n/a	n/a	n/a	n/a
982	42	Power Savings Blitz	Business	2009	Final	n/a	n/a	n/a	n/a	n/a	n/a
983	42	Power Savings Blitz	Business	2009	Final	n/a	n/a	n/a	n/a	n/a	n/a
984	42	Power Savings Blitz	Business	2009	Final	n/a	n/a	n/a	n/a	n/a	n/a
985	42	Power Savings Blitz	Business	2009	Final	n/a	n/a	n/a	n/a	n/a	n/a
986	42	Power Savings Blitz	Business	2009	Final	n/a	n/a	n/a	n/a	n/a	n/a

OPA Conservation & Demand Management Programs

Measure Results at End-User Level

For: Province Wide

#	Initiative Number	Initiative Name	Program Name	Program Year	Results Status	#
987	42	Power Savings Blitz	Business	2009	Final	65
988	42	Power Savings Blitz	Business	2009	Final	66
989	42	Power Savings Blitz	Business	2009	Final	67
990	42	Power Savings Blitz	Business	2009	Final	68
991	42	Power Savings Blitz	Business	2009	Final	69
992	42	Power Savings Blitz	Business	2009	Final	70
993	42	Power Savings Blitz	Business	2009	Final	71
994	42	Power Savings Blitz	Business	2009	Final	72
995	42	Power Savings Blitz	Business	2009	Final	73
996	42	Power Savings Blitz	Business	2009	Final	74
997	42	Power Savings Blitz	Business	2009	Final	75
998	42	Power Savings Blitz	Business	2009	Final	76
999	42	Power Savings Blitz	Business	2009	Final	77
1000	42	Power Savings Blitz	Business	2009	Final	78
1001	42	Power Savings Blitz	Business	2009	Final	79
1002	42	Power Savings Blitz	Business	2009	Final	80
1003	42	Power Savings Blitz	Business	2009	Final	81
1004	42	Power Savings Blitz	Business	2009	Final	82
1005	42	Power Savings Blitz	Business	2009	Final	83
1006	42	Power Savings Blitz	Business	2009	Final	84
1007	42	Power Savings Blitz	Business	2009	Final	85
1008	42	Power Savings Blitz	Business	2009	Final	86
1009	42	Power Savings Blitz	Business	2009	Final	87
1010	42	Power Savings Blitz	Business	2009	Final	88
1011	42	Power Savings Blitz	Business	2009	Final	89
1012	42	Power Savings Blitz	Business	2009	Final	90
1013	42	Power Savings Blitz	Business	2009	Final	91
1014	42	Power Savings Blitz	Business	2009	Final	92
1015	42	Power Savings Blitz	Business	2009	Final	93
1016	42	Power Savings Blitz	Business	2009	Final	94
1017	42	Power Savings Blitz	Business	2009	Final	95
1018	42	Power Savings Blitz	Business	2009	Final	96
1019	42	Power Savings Blitz	Business	2009	Final	97
1020	42	Power Savings Blitz	Business	2009	Final	98

# OPA Conservation & Demand Management Programs

Measure Results at End-User Level

For: Province Wide

#	Initiative Number	Initiative Name	Program Name	Program Year	Results Status	Measure Name
987	42	Power Savings Blitz	Business	2009	Final	65) From: 40 - 60W standard halogen PAR Lights - Track lighting or product highlighting to: 32 Watt halogen
988	42	Power Savings Blitz	Business	2009	Final	66) From: 4' T12 Tube Guard T12 Tube Guard to: 4' T8 Tube Guards T8-Electronic Ballast - Retail Sector
989	42	Power Savings Blitz	Business	2009	Final	67) From: 8' T12 Tube Guard T12 Tube Guard to: 8' T8 Tube Guards T8-Electronic Ballast - Retail Sector
990	42	Power Savings Blitz	Business	2009	Final	1) From: 1 Lamp 8' -T12-75W-Magnetic Ballasts to: 2 - 4' Lamps, end to end 32 watt - with 80% ballast factor
991	42	Power Savings Blitz	Business	2009	Final	2) From: 1 Lamp 8' -T12-75W-Magnetic Ballasts to: 1 - 8' lamp with 80% ballast factor T8-Electronic Ballast -
992	42	Power Savings Blitz	Business	2009	Final	3) From: 1 Lamp 8' -T12-75W-Magnetic Ballasts to: 2 - 4' end to end 25 watt lamp with 90% ballast factor T8-
993	42	Power Savings Blitz	Business	2009	Final	4) From: 2 Lamps 8' -T12-75W-Magnetic Ballasts to: 4 - 4' end to end 32 watt lamps with 80% ballast factor T
994	42	Power Savings Blitz	Business	2009	Final	5) From: 2 Lamps 8' -T12-75W-Magnetic Ballasts to: 2 - 4' 32 watt lamps + reflector with 90% ballast factor T8
995	42	Power Savings Blitz	Business	2009	Final	6) From: 2 Lamps 8' -T12-60W-Magnetic Ballasts to: 4 - 4' lamps with either 32 watt ballast of 80% ballast fac
996	42	Power Savings Blitz	Business	2009	Final	7) From: 2 Lamps 8' -T12-60W-Magnetic Ballasts to: 2 - 4' 32 watt lamps + Reflector with 90% ballast factor T
997	42	Power Savings Blitz	Business	2009	Final	8) From: 1 Lamp 4' -T12-40W-Magnetic Ballasts to: 1 - 4' lamp with either 32 watt ballast of 80% ballast factor
998	42	Power Savings Blitz	Business	2009	Final	9) From: 2 Lamps 4' -T12-40W-Magnetic Ballasts to: 1 - 4' 32 watt lamp + reflector with 90% ballast factor T8-
999	42	Power Savings Blitz	Business	2009	Final	10) From: 2 Lamps 4' -T12-40W-Magnetic Ballasts to: 2 - 4' lamps with either 32 watt ballast of 80% ballast fa
1000	42	Power Savings Blitz	Business	2009	Final	11) From: 4 Lamps 4' -T12-40W-Magnetic Ballasts to: 2 - 4' 32 watt lamps + reflector T8-Electronic Ballast - F
1001	42	Power Savings Blitz	Business	2009	Final	12) From: 4 Lamps 4' -T12-40W-Magnetic Ballasts to: 4 - 4' lamps with either 32 watt ballast of 80% ballast fa
1002	42	Power Savings Blitz	Business	2009	Final	13) From: 1 Lamp 4' -T12-34W-Magnetic Ballasts to: 1 - 4' lamp with either 32 watt ballast of 80% ballast fact
1003	42	Power Savings Blitz	Business	2009	Final	14) From: 2 Lamps 4' -T12-34W-Magnetic Ballasts to: 1 - 4' 32 watt lamp + reflector with 90% ballast factor T8
1004	42	Power Savings Blitz	Business	2009	Final	15) From: 2 Lamps 4' -T12-34W-Magnetic Ballasts to: 2 - 4' lamps with either 32 watt ballast of 80% ballast fa
1005	42	Power Savings Blitz	Business	2009	Final	16) From: 4 Lamps 4' -T12-34W-Magnetic Ballasts to: 2 - 4' 32 watt lamps + reflector T8-Electronic Ballast - F
1006	42	Power Savings Blitz	Business	2009	Final	17) From: 4 Lamps 4' -T12-34W-Magnetic Ballasts to: 4 - 4' lamps with either 32 watt ballast of 80% ballast fa
1007	42	Power Savings Blitz	Business	2009	Final	18) From: 2 Lamps U-Shaped 34-40W-Magnetic Ballasts to: 2 U-Tube Lamps 2' -T8-32W-Electronic Ballast -
1008	42	Power Savings Blitz	Business	2009	Final	19) From: 2 Lamps U-Shaped 34-40W-Magnetic Ballasts to: 2 Linear 2' + Reflector F17T8 2' -T8-32W-Electro
1009	42	Power Savings Blitz	Business	2009	Final	20) From: 2-15W Lamps Exit Sign - incandescent to: 3W LED Energy Star rated LED Exit Sign - Food Service
1010	42	Power Savings Blitz	Business	2009	Final	21) From: 2-15W Lamps Exit Sign - incandescent to: Replace entire fixture with LED sign Energy Star rated L
1011	42	Power Savings Blitz	Business	2009	Final	22) From: 40W Standard Incandescent (A Lamp) to: 11W ENERGY STAR® rated CFL (Screw-in replacemen
1012	42	Power Savings Blitz	Business	2009	Final	23) From: 60W Standard Incandescent (A Lamp) to: 13W ENERGY STAR® rated CFL (Screw-in replacemen
1013	42	Power Savings Blitz	Business	2009	Final	24) From: 100W Standard Incandescent (A Lamp) to: 23W ENERGY STAR® rated CFL (Screw-in replaceme
1014	42	Power Savings Blitz	Business	2009	Final	25) From: 150W Standard Incandescent (A Lamp) to: 28W ENERGY STAR® rated CFL (Screw-in replaceme
1015	42	Power Savings Blitz	Business	2009	Final	26) From: 60W PAR38/30 PAR Lights - Flood or Spot - recessed down lighting to: 15W CFLPAR38/30 ENER
1016	42	Power Savings Blitz	Business	2009	Final	27) From: 75W PAR38/30 PAR Lights - Flood or Spot - recessed down lighting to: 18W CFLPAR38/30 ENER
1017	42	Power Savings Blitz	Business	2009	Final	28) From: 100W PAR38/30 PAR Lights - Flood or Spot - recessed down lighting to: 26W CFL PAR38/30 ENE
1018	42	Power Savings Blitz	Business	2009	Final	29) From: 40 - 60W standard incandescent PAR Lights - Track lighting or product highlighting to: 15W CFL Er
1019	42	Power Savings Blitz	Business	2009	Final	30) From: 40 - 60W standard halogen PAR Lights - Track lighting or product highlighting to: 32 Watt IR coate
1020	42	Power Savings Blitz	Business	2009	Final	31) From: 75W standard incandescent PAR Lights - Track lighting or product highlighting to: 18W CFL Energy



## Measure Results at End-User Level

#	Initiative Number	Initiative Name	Program Name	Program Year	Results Status
987	42	Power Savings Blitz	Business	2009	Final
988	42	Power Savings Blitz	Business	2009	Final
989	42	Power Savings Blitz	Business	2009	Final
990	42	Power Savings Blitz	Business	2009	Final
991	42	Power Savings Blitz	Business	2009	Final
992	42	Power Savings Blitz	Business	2009	Final
993	42	Power Savings Blitz	Business	2009	Final
994	42	Power Savings Blitz	Business	2009	Final
995	42	Power Savings Blitz	Business	2009	Final
996	42	Power Savings Blitz	Business	2009	Final
997	42	Power Savings Blitz	Business	2009	Final
998	42	Power Savings Blitz	Business	2009	Final
999	42	Power Savings Blitz	Business	2009	Final
1000	42	Power Savings Blitz	Business	2009	Final
1001	42	Power Savings Blitz	Business	2009	Final
1002	42	Power Savings Blitz	Business	2009	Final
1003	42	Power Savings Blitz	Business	2009	Final
1004	42	Power Savings Blitz	Business	2009	Final
1005	42	Power Savings Blitz	Business	2009	Final
1006	42	Power Savings Blitz	Business	2009	Final
1007	42	Power Savings Blitz	Business	2009	Final
1008	42	Power Savings Blitz	Business	2009	Final
1009	42	Power Savings Blitz	Business	2009	Final
1010	42	Power Savings Blitz	Business	2009	Final
1011	42	Power Savings Blitz	Business	2009	Final
1012	42	Power Savings Blitz	Business	2009	Final
1013	42	Power Savings Blitz	Business	2009	Final
1014	42	Power Savings Blitz	Business	2009	Final
1015	42	Power Savings Blitz	Business	2009	Final
1016	42	Power Savings Blitz	Business	2009	Final
1017	42	Power Savings Blitz	Business	2009	Final
1018	42	Power Savings Blitz	Business	2009	Final
1019	42	Power Savings Blitz	Business	2009	Final
1020	42	Power Savings Blitz	Business	2009	Final

[illegible]

# OPA Conservation & Demand Management Programs

Measure Results at End-User Level

For: Province Wide

#	Initiative Number	Initiative Name	Program Name	Program Year	Results Status	Assumptions				Activity Results (#)
						Net Annual Energy Savings (kWh)	Net Lifetime Energy Savings (kWh)	Aggregate Net-to-Gross Adjustment (%)	Effective Useful Life (EUL)	
987	42	Power Savings Blitz	Business	2009	Final	Quasi-Prescriptive	Quasi-Prescriptive	95.0	8.6	n/a
988	42	Power Savings Blitz	Business	2009	Final	Quasi-Prescriptive	Quasi-Prescriptive	95.0	8.6	n/a
989	42	Power Savings Blitz	Business	2009	Final	Quasi-Prescriptive	Quasi-Prescriptive	95.0	8.6	n/a
990	42	Power Savings Blitz	Business	2009	Final	Quasi-Prescriptive	Quasi-Prescriptive	95.0	8.6	n/a
991	42	Power Savings Blitz	Business	2009	Final	Quasi-Prescriptive	Quasi-Prescriptive	95.0	8.6	n/a
992	42	Power Savings Blitz	Business	2009	Final	Quasi-Prescriptive	Quasi-Prescriptive	95.0	8.6	n/a
993	42	Power Savings Blitz	Business	2009	Final	Quasi-Prescriptive	Quasi-Prescriptive	95.0	8.6	n/a
994	42	Power Savings Blitz	Business	2009	Final	Quasi-Prescriptive	Quasi-Prescriptive	95.0	8.6	n/a
995	42	Power Savings Blitz	Business	2009	Final	Quasi-Prescriptive	Quasi-Prescriptive	95.0	8.6	n/a
996	42	Power Savings Blitz	Business	2009	Final	Quasi-Prescriptive	Quasi-Prescriptive	95.0	8.6	n/a
997	42	Power Savings Blitz	Business	2009	Final	Quasi-Prescriptive	Quasi-Prescriptive	95.0	8.6	n/a
998	42	Power Savings Blitz	Business	2009	Final	Quasi-Prescriptive	Quasi-Prescriptive	95.0	8.6	n/a
999	42	Power Savings Blitz	Business	2009	Final	Quasi-Prescriptive	Quasi-Prescriptive	95.0	8.6	n/a
1000	42	Power Savings Blitz	Business	2009	Final	Quasi-Prescriptive	Quasi-Prescriptive	95.0	8.6	n/a
1001	42	Power Savings Blitz	Business	2009	Final	Quasi-Prescriptive	Quasi-Prescriptive	95.0	8.6	n/a
1002	42	Power Savings Blitz	Business	2009	Final	Quasi-Prescriptive	Quasi-Prescriptive	95.0	8.6	n/a
1003	42	Power Savings Blitz	Business	2009	Final	Quasi-Prescriptive	Quasi-Prescriptive	95.0	8.6	n/a
1004	42	Power Savings Blitz	Business	2009	Final	Quasi-Prescriptive	Quasi-Prescriptive	95.0	8.6	n/a
1005	42	Power Savings Blitz	Business	2009	Final	Quasi-Prescriptive	Quasi-Prescriptive	95.0	8.6	n/a
1006	42	Power Savings Blitz	Business	2009	Final	Quasi-Prescriptive	Quasi-Prescriptive	95.0	8.6	n/a
1007	42	Power Savings Blitz	Business	2009	Final	Quasi-Prescriptive	Quasi-Prescriptive	95.0	8.6	n/a
1008	42	Power Savings Blitz	Business	2009	Final	Quasi-Prescriptive	Quasi-Prescriptive	95.0	8.6	n/a
1009	42	Power Savings Blitz	Business	2009	Final	Quasi-Prescriptive	Quasi-Prescriptive	95.0	8.6	n/a
1010	42	Power Savings Blitz	Business	2009	Final	Quasi-Prescriptive	Quasi-Prescriptive	95.0	8.6	n/a
1011	42	Power Savings Blitz	Business	2009	Final	Quasi-Prescriptive	Quasi-Prescriptive	95.0	8.6	n/a
1012	42	Power Savings Blitz	Business	2009	Final	Quasi-Prescriptive	Quasi-Prescriptive	95.0	8.6	n/a
1013	42	Power Savings Blitz	Business	2009	Final	Quasi-Prescriptive	Quasi-Prescriptive	95.0	8.6	n/a
1014	42	Power Savings Blitz	Business	2009	Final	Quasi-Prescriptive	Quasi-Prescriptive	95.0	8.6	n/a
1015	42	Power Savings Blitz	Business	2009	Final	Quasi-Prescriptive	Quasi-Prescriptive	95.0	8.6	n/a
1016	42	Power Savings Blitz	Business	2009	Final	Quasi-Prescriptive	Quasi-Prescriptive	95.0	8.6	n/a
1017	42	Power Savings Blitz	Business	2009	Final	Quasi-Prescriptive	Quasi-Prescriptive	95.0	8.6	n/a
1018	42	Power Savings Blitz	Business	2009	Final	Quasi-Prescriptive	Quasi-Prescriptive	95.0	8.6	n/a
1019	42	Power Savings Blitz	Business	2009	Final	Quasi-Prescriptive	Quasi-Prescriptive	95.0	8.6	n/a
1020	42	Power Savings Blitz	Business	2009	Final	Quasi-Prescriptive	Quasi-Prescriptive	95.0	8.6	n/a

# OPA Conservation & Demand Management Programs

Measure Results at End-User Level

For: Province Wide

#	Initiative Number	Initiative Name	Program Name	Program Year	Results Status	Province Wide Results					
						Gross Summer Peak Demand Savings (kW)	Gross Annual Energy Savings (kWh)	Gross Lifetime Energy Savings (kWh)	Net Summer Peak Demand Savings (kW)	Net Annual Energy Savings (kWh)	Net Lifetime Energy Savings (kWh)
987	42	Power Savings Blitz	Business	2009	Final	n/a	n/a	n/a	n/a	n/a	n/a
988	42	Power Savings Blitz	Business	2009	Final	n/a	n/a	n/a	n/a	n/a	n/a
989	42	Power Savings Blitz	Business	2009	Final	n/a	n/a	n/a	n/a	n/a	n/a
990	42	Power Savings Blitz	Business	2009	Final	n/a	n/a	n/a	n/a	n/a	n/a
991	42	Power Savings Blitz	Business	2009	Final	n/a	n/a	n/a	n/a	n/a	n/a
992	42	Power Savings Blitz	Business	2009	Final	n/a	n/a	n/a	n/a	n/a	n/a
993	42	Power Savings Blitz	Business	2009	Final	n/a	n/a	n/a	n/a	n/a	n/a
994	42	Power Savings Blitz	Business	2009	Final	n/a	n/a	n/a	n/a	n/a	n/a
995	42	Power Savings Blitz	Business	2009	Final	n/a	n/a	n/a	n/a	n/a	n/a
996	42	Power Savings Blitz	Business	2009	Final	n/a	n/a	n/a	n/a	n/a	n/a
997	42	Power Savings Blitz	Business	2009	Final	n/a	n/a	n/a	n/a	n/a	n/a
998	42	Power Savings Blitz	Business	2009	Final	n/a	n/a	n/a	n/a	n/a	n/a
999	42	Power Savings Blitz	Business	2009	Final	n/a	n/a	n/a	n/a	n/a	n/a
1000	42	Power Savings Blitz	Business	2009	Final	n/a	n/a	n/a	n/a	n/a	n/a
1001	42	Power Savings Blitz	Business	2009	Final	n/a	n/a	n/a	n/a	n/a	n/a
1002	42	Power Savings Blitz	Business	2009	Final	n/a	n/a	n/a	n/a	n/a	n/a
1003	42	Power Savings Blitz	Business	2009	Final	n/a	n/a	n/a	n/a	n/a	n/a
1004	42	Power Savings Blitz	Business	2009	Final	n/a	n/a	n/a	n/a	n/a	n/a
1005	42	Power Savings Blitz	Business	2009	Final	n/a	n/a	n/a	n/a	n/a	n/a
1006	42	Power Savings Blitz	Business	2009	Final	n/a	n/a	n/a	n/a	n/a	n/a
1007	42	Power Savings Blitz	Business	2009	Final	n/a	n/a	n/a	n/a	n/a	n/a
1008	42	Power Savings Blitz	Business	2009	Final	n/a	n/a	n/a	n/a	n/a	n/a
1009	42	Power Savings Blitz	Business	2009	Final	n/a	n/a	n/a	n/a	n/a	n/a
1010	42	Power Savings Blitz	Business	2009	Final	n/a	n/a	n/a	n/a	n/a	n/a
1011	42	Power Savings Blitz	Business	2009	Final	n/a	n/a	n/a	n/a	n/a	n/a
1012	42	Power Savings Blitz	Business	2009	Final	n/a	n/a	n/a	n/a	n/a	n/a
1013	42	Power Savings Blitz	Business	2009	Final	n/a	n/a	n/a	n/a	n/a	n/a
1014	42	Power Savings Blitz	Business	2009	Final	n/a	n/a	n/a	n/a	n/a	n/a
1015	42	Power Savings Blitz	Business	2009	Final	n/a	n/a	n/a	n/a	n/a	n/a
1016	42	Power Savings Blitz	Business	2009	Final	n/a	n/a	n/a	n/a	n/a	n/a
1017	42	Power Savings Blitz	Business	2009	Final	n/a	n/a	n/a	n/a	n/a	n/a
1018	42	Power Savings Blitz	Business	2009	Final	n/a	n/a	n/a	n/a	n/a	n/a
1019	42	Power Savings Blitz	Business	2009	Final	n/a	n/a	n/a	n/a	n/a	n/a
1020	42	Power Savings Blitz	Business	2009	Final	n/a	n/a	n/a	n/a	n/a	n/a

# OPA Conservation & Demand Management Programs

Measure Results at End-User Level

For: Province Wide

#	Initiative Number	Initiative Name	Program Name	Program Year	Results Status	#
1021	42	Power Savings Blitz	Business	2009	Final	99
1022	42	Power Savings Blitz	Business	2009	Final	100
1023	42	Power Savings Blitz	Business	2009	Final	101
1024	42	Power Savings Blitz	Business	2009	Final	102
1025	42	Power Savings Blitz	Business	2009	Final	103
1026	42	Power Savings Blitz	Business	2009	Final	104
1027	42	Power Savings Blitz	Business	2009	Final	105
1028	42	Power Savings Blitz	Business	2009	Final	106
1029	42	Power Savings Blitz	Business	2009	Final	107
1030	42	Power Savings Blitz	Business	2009	Final	108
1031	42	Power Savings Blitz	Business	2009	Final	109
1032	42	Power Savings Blitz	Business	2009	Final	110
1033	42	Power Savings Blitz	Business	2009	Final	111
1034	42	Power Savings Blitz	Business	2009	Final	112
1035	42	Power Savings Blitz	Business	2009	Final	113
1036	42	Power Savings Blitz	Business	2009	Final	114
1037	42	Power Savings Blitz	Business	2009	Final	115
1038	42	Power Savings Blitz	Business	2009	Final	116
1039	42	Power Savings Blitz	Business	2009	Final	117
1040	42	Power Savings Blitz	Business	2009	Final	118
1041	42	Power Savings Blitz	Business	2009	Final	119
1042	42	Power Savings Blitz	Business	2009	Final	120
1043	42	Power Savings Blitz	Business	2009	Final	121
1044	42	Power Savings Blitz	Business	2009	Final	122
1045	42	Power Savings Blitz	Business	2009	Final	123
1046	42	Power Savings Blitz	Business	2009	Final	124
1047	42	Power Savings Blitz	Business	2009	Final	125
1048	42	Power Savings Blitz	Business	2009	Final	126
1049	42	Power Savings Blitz	Business	2009	Final	127
1050	42	Power Savings Blitz	Business	2009	Final	128
1051	42	Power Savings Blitz	Business	2009	Final	129
1052	42	Power Savings Blitz	Business	2009	Final	130
1053	42	Power Savings Blitz	Business	2009	Final	131
1054	42	Power Savings Blitz	Business	2009	Final	132

# OPA Conservation & Demand Management Programs

Measure Results at End-User Level

For: Province Wide

#	Initiative Number	Initiative Name	Program Name	Program Year	Results Status	Measure Name
1021	42	Power Savings Blitz	Business	2009	Final	32) From: 75W standard incandescent PAR Lights - Track lighting or product highlighting to: 50 Watt Halogen
1022	42	Power Savings Blitz	Business	2009	Final	33) From: 90 Watt Halogen PAR Lights - Track lighting or product highlighting to: 23 to 28 watt CFL Par 38/30
1023	42	Power Savings Blitz	Business	2009	Final	34) From: 90 Watt Halogen PAR Lights - Track lighting or product highlighting to: 60 watt Halogen IR Energy S
1024	42	Power Savings Blitz	Business	2009	Final	35) From: 100W standard incandescent or greater PAR Lights - Track lighting or product highlighting to: 26W
1025	42	Power Savings Blitz	Business	2009	Final	36) From: 100W standard incandescent or greater PAR Lights - Track lighting or product highlighting to: 50-75
1026	42	Power Savings Blitz	Business	2009	Final	37) From: No Insulation Jacket (50-119 Gal) to: Insulation Jacket 5/32" barrier bubble film laminated between
1027	42	Power Savings Blitz	Business	2009	Final	38) From: No Insulation Jacket (12-40 Gal) to: Insulation Jacket 5/32" barrier bubble film laminated between t
1028	42	Power Savings Blitz	Business	2009	Final	39) From: No Pipe insulation to: Pipe insulation (10 ft flexible polyethylene insulation on outlet pipe (for 1.2" a
1029	42	Power Savings Blitz	Business	2009	Final	40) From: Aerator (Average 2.75gpm) Low Flow Aerator (Electric Water Heater Only) to: Aerator (Average 1.5
1030	42	Power Savings Blitz	Business	2009	Final	41) From: Authorized Contractor Program (ACP) to: Work Order cost <\$500 (Labour and materials) - Food S
1031	42	Power Savings Blitz	Business	2009	Final	42) From: Authorized Contractor Program (ACP) to: Work Order cost >\$500 - \$2000 (Labour and materials)
1032	42	Power Savings Blitz	Business	2009	Final	43) From: Authorized Contractor Program (ACP) to: Work Order cost >\$2001 - \$5000 (Labour and materials)
1033	42	Power Savings Blitz	Business	2009	Final	44) From: Contractor (Non-Classified Locations) to: First 10 devices or fraction thereof - Food Service Sector
1034	42	Power Savings Blitz	Business	2009	Final	45) From: Contractor (Non-Classified Locations) to: Each additional 10 devices or fraction thereof - Food Ser
1035	42	Power Savings Blitz	Business	2009	Final	46) From: 4 Lamps 8' -T12-75W-Magnetic Ballasts to: 4 - 4' 32 watt lamps + reflector with 90% ballast factor T
1036	42	Power Savings Blitz	Business	2009	Final	47) From: Contractor (Non-Classified Locations) - Minimum fee if the total fee for the application for inspection
1037	42	Power Savings Blitz	Business	2009	Final	48) From: 2 Lamps 8' -T12-75W-Magnetic Ballasts to: 2 - 8' lamps with 90% ballast factor T8-Electronic Ballas
1038	42	Power Savings Blitz	Business	2009	Final	49) From: 4 Lamps 8' -T12-75W-Magnetic Ballasts to: 4 - 8' lamps with 2 electronic ballasts of 90% ballast fac
1039	42	Power Savings Blitz	Business	2009	Final	50) From: 2 Lamps 8' -T12-60W-Magnetic Ballasts to: 2 - 8' 59wat lamps + reflector with 90% ballast factor T
1040	42	Power Savings Blitz	Business	2009	Final	51) From: 4 Lamps 8' -T12-60W-Magnetic Ballasts to: 4 - 8' lamps with 2 electronic ballasts of 90% ballast fac
1041	42	Power Savings Blitz	Business	2009	Final	52) From: 2 Lamps 4' -T8 32W-Magnetic Ballasts to: 2 - 4' 25 watt lamps with electronic ballasts T8-Electronic
1042	42	Power Savings Blitz	Business	2009	Final	53) From: 2 - 4' T12 High Output Lamps High Output T12-Magnetic Ballasts to: 2 - 4' High Output T8 lamps w
1043	42	Power Savings Blitz	Business	2009	Final	54) From: 2 - 8' T12 High Output Lamps High Output T12-Magnetic Ballasts to: 2 - 8' High Output T8 lamps w
1044	42	Power Savings Blitz	Business	2009	Final	55) From: 175W Metal Halide Metal Halide to: 1 - 150W Metal Halide Direct Lamp replacement Metal Halide
1045	42	Power Savings Blitz	Business	2009	Final	56) From: 400W Metal Halide Metal Halide to: 1 - 350W Metal Halide Direct Lamp replacement Metal Halide
1046	42	Power Savings Blitz	Business	2009	Final	57) From: 250W Metal Halide Metal Halide to: 4 - 4' Lamps with either 32 watt ballast of 80% ballast factor o
1047	42	Power Savings Blitz	Business	2009	Final	58) From: 400W Metal Halide Metal Halide to: 6 - 4' Lamps with either 32 watt ballast of 80% ballast factor o
1048	42	Power Savings Blitz	Business	2009	Final	59) From: 40W Standard Incandescent (A Lamp) to: 11W ENERGY STAR® rated CFL New Fixture (2-pin / 4-
1049	42	Power Savings Blitz	Business	2009	Final	60) From: 60W Standard Incandescent (A Lamp) to: 13W ENERGY STAR® rated CFL New Fixture (2-pin / 4-
1050	42	Power Savings Blitz	Business	2009	Final	61) From: 100W Standard Incandescent (A Lamp) to: 23W ENERGY STAR® rated CFL New Fixture (2-pin / 4-
1051	42	Power Savings Blitz	Business	2009	Final	62) From: 150W Standard Incandescent (A Lamp) to: 28W ENERGY STAR® rated CFL New Fixture (2-pin / 4-
1052	42	Power Savings Blitz	Business	2009	Final	63) From: 65 - 75W Incandescent R Lamp Incandescent R Lamp on Dimmers to: 14 - 16W Dimmable CFL R
1053	42	Power Savings Blitz	Business	2009	Final	64) From: 100 - 150W Incandescent R Lamp Incandescent R Lamp on Dimmers to: 22 - 26W Dimmable CFL
1054	42	Power Savings Blitz	Business	2009	Final	65) From: 40 - 60W standard halogen PAR Lights - Track lighting or product highlighting to: 32 Watt halogen

## Measure Results at End-User Level

#	Initiative Number	Initiative Name	Program Name	Program Year	Results Status
1021	42	Power Savings Blitz	Business	2009	Final
1022	42	Power Savings Blitz	Business	2009	Final
1023	42	Power Savings Blitz	Business	2009	Final
1024	42	Power Savings Blitz	Business	2009	Final
1025	42	Power Savings Blitz	Business	2009	Final
1026	42	Power Savings Blitz	Business	2009	Final
1027	42	Power Savings Blitz	Business	2009	Final
1028	42	Power Savings Blitz	Business	2009	Final
1029	42	Power Savings Blitz	Business	2009	Final
1030	42	Power Savings Blitz	Business	2009	Final
1031	42	Power Savings Blitz	Business	2009	Final
1032	42	Power Savings Blitz	Business	2009	Final
1033	42	Power Savings Blitz	Business	2009	Final
1034	42	Power Savings Blitz	Business	2009	Final
1035	42	Power Savings Blitz	Business	2009	Final
1036	42	Power Savings Blitz	Business	2009	Final
1037	42	Power Savings Blitz	Business	2009	Final
1038	42	Power Savings Blitz	Business	2009	Final
1039	42	Power Savings Blitz	Business	2009	Final
1040	42	Power Savings Blitz	Business	2009	Final
1041	42	Power Savings Blitz	Business	2009	Final
1042	42	Power Savings Blitz	Business	2009	Final
1043	42	Power Savings Blitz	Business	2009	Final
1044	42	Power Savings Blitz	Business	2009	Final
1045	42	Power Savings Blitz	Business	2009	Final
1046	42	Power Savings Blitz	Business	2009	Final
1047	42	Power Savings Blitz	Business	2009	Final
1048	42	Power Savings Blitz	Business	2009	Final
1049	42	Power Savings Blitz	Business	2009	Final
1050	42	Power Savings Blitz	Business	2009	Final
1051	42	Power Savings Blitz	Business	2009	Final
1052	42	Power Savings Blitz	Business	2009	Final
1053	42	Power Savings Blitz	Business	2009	Final
1054	42	Power Savings Blitz	Business	2009	Final

[illegible]



# OPA Conservation & Demand Management Programs

Measure Results at End-User Level

For: Province Wide

#	Initiative Number	Initiative Name	Program Name	Program Year	Results Status	Assumptions				Activity Results (#)
						Net Annual Energy Savings (kWh)	Net Lifetime Energy Savings (kWh)	Aggregate Net-to-Gross Adjustment (%)	Effective Useful Life (EUL)	
1021	42	Power Savings Blitz	Business	2009	Final	Quasi-Prescriptive	Quasi-Prescriptive	95.0	8.6	n/a
1022	42	Power Savings Blitz	Business	2009	Final	Quasi-Prescriptive	Quasi-Prescriptive	95.0	8.6	n/a
1023	42	Power Savings Blitz	Business	2009	Final	Quasi-Prescriptive	Quasi-Prescriptive	95.0	8.6	n/a
1024	42	Power Savings Blitz	Business	2009	Final	Quasi-Prescriptive	Quasi-Prescriptive	95.0	8.6	n/a
1025	42	Power Savings Blitz	Business	2009	Final	Quasi-Prescriptive	Quasi-Prescriptive	95.0	8.6	n/a
1026	42	Power Savings Blitz	Business	2009	Final	Quasi-Prescriptive	Quasi-Prescriptive	95.0	8.6	n/a
1027	42	Power Savings Blitz	Business	2009	Final	Quasi-Prescriptive	Quasi-Prescriptive	95.0	8.6	n/a
1028	42	Power Savings Blitz	Business	2009	Final	Quasi-Prescriptive	Quasi-Prescriptive	95.0	8.6	n/a
1029	42	Power Savings Blitz	Business	2009	Final	Quasi-Prescriptive	Quasi-Prescriptive	95.0	8.6	n/a
1030	42	Power Savings Blitz	Business	2009	Final	Quasi-Prescriptive	Quasi-Prescriptive	95.0	8.6	n/a
1031	42	Power Savings Blitz	Business	2009	Final	Quasi-Prescriptive	Quasi-Prescriptive	95.0	8.6	n/a
1032	42	Power Savings Blitz	Business	2009	Final	Quasi-Prescriptive	Quasi-Prescriptive	95.0	8.6	n/a
1033	42	Power Savings Blitz	Business	2009	Final	Quasi-Prescriptive	Quasi-Prescriptive	95.0	8.6	n/a
1034	42	Power Savings Blitz	Business	2009	Final	Quasi-Prescriptive	Quasi-Prescriptive	95.0	8.6	n/a
1035	42	Power Savings Blitz	Business	2009	Final	Quasi-Prescriptive	Quasi-Prescriptive	95.0	8.6	n/a
1036	42	Power Savings Blitz	Business	2009	Final	Quasi-Prescriptive	Quasi-Prescriptive	95.0	8.6	n/a
1037	42	Power Savings Blitz	Business	2009	Final	Quasi-Prescriptive	Quasi-Prescriptive	95.0	8.6	n/a
1038	42	Power Savings Blitz	Business	2009	Final	Quasi-Prescriptive	Quasi-Prescriptive	95.0	8.6	n/a
1039	42	Power Savings Blitz	Business	2009	Final	Quasi-Prescriptive	Quasi-Prescriptive	95.0	8.6	n/a
1040	42	Power Savings Blitz	Business	2009	Final	Quasi-Prescriptive	Quasi-Prescriptive	95.0	8.6	n/a
1041	42	Power Savings Blitz	Business	2009	Final	Quasi-Prescriptive	Quasi-Prescriptive	95.0	8.6	n/a
1042	42	Power Savings Blitz	Business	2009	Final	Quasi-Prescriptive	Quasi-Prescriptive	95.0	8.6	n/a
1043	42	Power Savings Blitz	Business	2009	Final	Quasi-Prescriptive	Quasi-Prescriptive	95.0	8.6	n/a
1044	42	Power Savings Blitz	Business	2009	Final	Quasi-Prescriptive	Quasi-Prescriptive	95.0	8.6	n/a
1045	42	Power Savings Blitz	Business	2009	Final	Quasi-Prescriptive	Quasi-Prescriptive	95.0	8.6	n/a
1046	42	Power Savings Blitz	Business	2009	Final	Quasi-Prescriptive	Quasi-Prescriptive	95.0	8.6	n/a
1047	42	Power Savings Blitz	Business	2009	Final	Quasi-Prescriptive	Quasi-Prescriptive	95.0	8.6	n/a
1048	42	Power Savings Blitz	Business	2009	Final	Quasi-Prescriptive	Quasi-Prescriptive	95.0	8.6	n/a
1049	42	Power Savings Blitz	Business	2009	Final	Quasi-Prescriptive	Quasi-Prescriptive	95.0	8.6	n/a
1050	42	Power Savings Blitz	Business	2009	Final	Quasi-Prescriptive	Quasi-Prescriptive	95.0	8.6	n/a
1051	42	Power Savings Blitz	Business	2009	Final	Quasi-Prescriptive	Quasi-Prescriptive	95.0	8.6	n/a
1052	42	Power Savings Blitz	Business	2009	Final	Quasi-Prescriptive	Quasi-Prescriptive	95.0	8.6	n/a
1053	42	Power Savings Blitz	Business	2009	Final	Quasi-Prescriptive	Quasi-Prescriptive	95.0	8.6	n/a
1054	42	Power Savings Blitz	Business	2009	Final	Quasi-Prescriptive	Quasi-Prescriptive	95.0	8.6	n/a

# OPA Conservation & Demand Management Programs

Measure Results at End-User Level

For: Province Wide

#	Initiative Number	Initiative Name	Program Name	Program Year	Results Status	Province Wide Results					
						Gross Summer Peak Demand Savings (kW)	Gross Annual Energy Savings (kWh)	Gross Lifetime Energy Savings (kWh)	Net Summer Peak Demand Savings (kW)	Net Annual Energy Savings (kWh)	Net Lifetime Energy Savings (kWh)
1021	42	Power Savings Blitz	Business	2009	Final	n/a	n/a	n/a	n/a	n/a	n/a
1022	42	Power Savings Blitz	Business	2009	Final	n/a	n/a	n/a	n/a	n/a	n/a
1023	42	Power Savings Blitz	Business	2009	Final	n/a	n/a	n/a	n/a	n/a	n/a
1024	42	Power Savings Blitz	Business	2009	Final	n/a	n/a	n/a	n/a	n/a	n/a
1025	42	Power Savings Blitz	Business	2009	Final	n/a	n/a	n/a	n/a	n/a	n/a
1026	42	Power Savings Blitz	Business	2009	Final	n/a	n/a	n/a	n/a	n/a	n/a
1027	42	Power Savings Blitz	Business	2009	Final	n/a	n/a	n/a	n/a	n/a	n/a
1028	42	Power Savings Blitz	Business	2009	Final	n/a	n/a	n/a	n/a	n/a	n/a
1029	42	Power Savings Blitz	Business	2009	Final	n/a	n/a	n/a	n/a	n/a	n/a
1030	42	Power Savings Blitz	Business	2009	Final	n/a	n/a	n/a	n/a	n/a	n/a
1031	42	Power Savings Blitz	Business	2009	Final	n/a	n/a	n/a	n/a	n/a	n/a
1032	42	Power Savings Blitz	Business	2009	Final	n/a	n/a	n/a	n/a	n/a	n/a
1033	42	Power Savings Blitz	Business	2009	Final	n/a	n/a	n/a	n/a	n/a	n/a
1034	42	Power Savings Blitz	Business	2009	Final	n/a	n/a	n/a	n/a	n/a	n/a
1035	42	Power Savings Blitz	Business	2009	Final	n/a	n/a	n/a	n/a	n/a	n/a
1036	42	Power Savings Blitz	Business	2009	Final	n/a	n/a	n/a	n/a	n/a	n/a
1037	42	Power Savings Blitz	Business	2009	Final	n/a	n/a	n/a	n/a	n/a	n/a
1038	42	Power Savings Blitz	Business	2009	Final	n/a	n/a	n/a	n/a	n/a	n/a
1039	42	Power Savings Blitz	Business	2009	Final	n/a	n/a	n/a	n/a	n/a	n/a
1040	42	Power Savings Blitz	Business	2009	Final	n/a	n/a	n/a	n/a	n/a	n/a
1041	42	Power Savings Blitz	Business	2009	Final	n/a	n/a	n/a	n/a	n/a	n/a
1042	42	Power Savings Blitz	Business	2009	Final	n/a	n/a	n/a	n/a	n/a	n/a
1043	42	Power Savings Blitz	Business	2009	Final	n/a	n/a	n/a	n/a	n/a	n/a
1044	42	Power Savings Blitz	Business	2009	Final	n/a	n/a	n/a	n/a	n/a	n/a
1045	42	Power Savings Blitz	Business	2009	Final	n/a	n/a	n/a	n/a	n/a	n/a
1046	42	Power Savings Blitz	Business	2009	Final	n/a	n/a	n/a	n/a	n/a	n/a
1047	42	Power Savings Blitz	Business	2009	Final	n/a	n/a	n/a	n/a	n/a	n/a
1048	42	Power Savings Blitz	Business	2009	Final	n/a	n/a	n/a	n/a	n/a	n/a
1049	42	Power Savings Blitz	Business	2009	Final	n/a	n/a	n/a	n/a	n/a	n/a
1050	42	Power Savings Blitz	Business	2009	Final	n/a	n/a	n/a	n/a	n/a	n/a
1051	42	Power Savings Blitz	Business	2009	Final	n/a	n/a	n/a	n/a	n/a	n/a
1052	42	Power Savings Blitz	Business	2009	Final	n/a	n/a	n/a	n/a	n/a	n/a
1053	42	Power Savings Blitz	Business	2009	Final	n/a	n/a	n/a	n/a	n/a	n/a
1054	42	Power Savings Blitz	Business	2009	Final	n/a	n/a	n/a	n/a	n/a	n/a

# OPA Conservation & Demand Management Programs

Measure Results at End-User Level

For: Province Wide

#	Initiative Number	Initiative Name	Program Name	Program Year	Results Status	#
1055	42	Power Savings Blitz	Business	2009	Final	133
1056	42	Power Savings Blitz	Business	2009	Final	134
1057	42	Power Savings Blitz	Business	2009	Final	135
1058	42	Power Savings Blitz	Business	2009	Final	136
1059	42	Power Savings Blitz	Business	2009	Final	137
1060	42	Power Savings Blitz	Business	2009	Final	138
1061	42	Power Savings Blitz	Business	2009	Final	139
1062	42	Power Savings Blitz	Business	2009	Final	140
1063	42	Power Savings Blitz	Business	2009	Final	141
1064	42	Power Savings Blitz	Business	2009	Final	142
1065	42	Power Savings Blitz	Business	2009	Final	143
1066	42	Power Savings Blitz	Business	2009	Final	144
1067	42	Power Savings Blitz	Business	2009	Final	145
1068	42	Power Savings Blitz	Business	2009	Final	146
1069	42	Power Savings Blitz	Business	2009	Final	147
1070	42	Power Savings Blitz	Business	2009	Final	148
1071	42	Power Savings Blitz	Business	2009	Final	149
1072	42	Power Savings Blitz	Business	2009	Final	150
1073	42	Power Savings Blitz	Business	2009	Final	151
1074	42	Power Savings Blitz	Business	2009	Final	152
1075	42	Power Savings Blitz	Business	2009	Final	153
1076	42	Power Savings Blitz	Business	2009	Final	154
1077	42	Power Savings Blitz	Business	2009	Final	155
1078	42	Power Savings Blitz	Business	2009	Final	156
1079	42	Power Savings Blitz	Business	2009	Final	157
1080	42	Power Savings Blitz	Business	2009	Final	158
1081	42	Power Savings Blitz	Business	2009	Final	159
1082	42	Power Savings Blitz	Business	2009	Final	160
1083	42	Power Savings Blitz	Business	2009	Final	161
1084	42	Power Savings Blitz	Business	2009	Final	162
1085	42	Power Savings Blitz	Business	2009	Final	163
1086	42	Power Savings Blitz	Business	2009	Final	164
1087	42	Power Savings Blitz	Business	2009	Final	165
1088	42	Power Savings Blitz	Business	2009	Final	166

## Measure Results at End-User Level

#	Initiative Number	Initiative Name	Program Name	Program Year	Results Status	Measure Name
1055	42	Power Savings Blitz	Business	2009	Final	66) From: 4' T12 Tube Guard T12 Tube Guard to: 4' T8 Tube Guards T8-Electronic Ballast - Food Service Sector
1056	42	Power Savings Blitz	Business	2009	Final	67) From: 8' T12 Tube Guard T12 Tube Guard to: 8' T8 Tube Guards T8-Electronic Ballast - Food Service Sector
1057	42	Power Savings Blitz	Business	2009	Final	1) From: 1 Lamp 8' -T12-75W-Magnetic Ballasts to: 2 - 4' Lamps, end to end 32 watt - with 80% ballast factor
1058	42	Power Savings Blitz	Business	2009	Final	2) From: 1 Lamp 8' -T12-75W-Magnetic Ballasts to: 1 - 8' lamp with 80% ballast factor T8-Electronic Ballast -
1059	42	Power Savings Blitz	Business	2009	Final	3) From: 1 Lamp 8' -T12-75W-Magnetic Ballasts to: 2 - 4' end to end 25 watt lamp with 90% ballast factor T8-
1060	42	Power Savings Blitz	Business	2009	Final	4) From: 2 Lamps 8' -T12-75W-Magnetic Ballasts to: 4 - 4' end to end 32 watt lamps with 80% ballast factor T
1061	42	Power Savings Blitz	Business	2009	Final	5) From: 2 Lamps 8' -T12-75W-Magnetic Ballasts to: 2 - 4' 32 watt lamps + reflector with 90% ballast factor T8
1062	42	Power Savings Blitz	Business	2009	Final	6) From: 2 Lamps 8' -T12-60W-Magnetic Ballasts to: 4 - 4' lamps with either 32 watt ballast of 80% ballast fac
1063	42	Power Savings Blitz	Business	2009	Final	7) From: 2 Lamps 8' -T12-60W-Magnetic Ballasts to: 2 - 4' 32 watt lamps + Reflector with 90% ballast factor T
1064	42	Power Savings Blitz	Business	2009	Final	8) From: 1 Lamp 4' -T12-40W-Magnetic Ballasts to: 1 - 4' lamp with either 32 watt ballast of 80% ballast factor
1065	42	Power Savings Blitz	Business	2009	Final	9) From: 2 Lamps 4' -T12-40W-Magnetic Ballasts to: 1 - 4' 32 watt lamp + reflector with 90% ballast factor T8-
1066	42	Power Savings Blitz	Business	2009	Final	10) From: 2 Lamps 4' -T12-40W-Magnetic Ballasts to: 2 - 4' lamps with either 32 watt ballast of 80% ballast fa
1067	42	Power Savings Blitz	Business	2009	Final	11) From: 4 Lamps 4' -T12-40W-Magnetic Ballasts to: 2 - 4' 32 watt lamps + reflector T8-Electronic Ballast - C
1068	42	Power Savings Blitz	Business	2009	Final	12) From: 4 Lamps 4' -T12-40W-Magnetic Ballasts to: 4 - 4' lamps with either 32 watt ballast of 80% ballast fa
1069	42	Power Savings Blitz	Business	2009	Final	13) From: 1 Lamp 4' -T12-34W-Magnetic Ballasts to: 1 - 4' lamp with either 32 watt ballast of 80% ballast factor
1070	42	Power Savings Blitz	Business	2009	Final	14) From: 2 Lamps 4' -T12-34W-Magnetic Ballasts to: 1 - 4' 32 watt lamp + reflector with 90% ballast factor T8
1071	42	Power Savings Blitz	Business	2009	Final	15) From: 2 Lamps 4' -T12-34W-Magnetic Ballasts to: 2 - 4' lamps with either 32 watt ballast of 80% ballast fa
1072	42	Power Savings Blitz	Business	2009	Final	16) From: 4 Lamps 4' -T12-34W-Magnetic Ballasts to: 2 - 4' 32 watt lamps + reflector T8-Electronic Ballast - C
1073	42	Power Savings Blitz	Business	2009	Final	17) From: 4 Lamps 4' -T12-34W-Magnetic Ballasts to: 4 - 4' lamps with either 32 watt ballast of 80% ballast fa
1074	42	Power Savings Blitz	Business	2009	Final	18) From: 2 Lamps U-Shaped 34-40W-Magnetic Ballasts to: 2 U-Tube Lamps 2' -T8-32W-Electronic Ballast -
1075	42	Power Savings Blitz	Business	2009	Final	19) From: 2 Lamps U-Shaped 34-40W-Magnetic Ballasts to: 2 Linear 2' + Reflector F17T8 2' -T8-32W-Electro
1076	42	Power Savings Blitz	Business	2009	Final	20) From: 2-15W Lamps Exit Sign - incandescent to: 3W LED Energy Star rated LED Exit Sign - Office Sector
1077	42	Power Savings Blitz	Business	2009	Final	21) From: 2-15W Lamps Exit Sign - incandescent to: Replace entire fixture with LED sign Energy Star rated L
1078	42	Power Savings Blitz	Business	2009	Final	22) From: 40W Standard Incandescent (A Lamp) to: 11W ENERGY STAR® rated CFL (Screw-in replacement
1079	42	Power Savings Blitz	Business	2009	Final	23) From: 60W Standard Incandescent (A Lamp) to: 13W ENERGY STAR® rated CFL (Screw-in replacement
1080	42	Power Savings Blitz	Business	2009	Final	24) From: 100W Standard Incandescent (A Lamp) to: 23W ENERGY STAR® rated CFL (Screw-in replacement
1081	42	Power Savings Blitz	Business	2009	Final	25) From: 150W Standard Incandescent (A Lamp) to: 28W ENERGY STAR® rated CFL (Screw-in replacement
1082	42	Power Savings Blitz	Business	2009	Final	26) From: 60W PAR38/30 PAR Lights - Flood or Spot - recessed down lighting to: 15W CFLPAR38/30 ENER
1083	42	Power Savings Blitz	Business	2009	Final	27) From: 75W PAR38/30 PAR Lights - Flood or Spot - recessed down lighting to: 18W CFLPAR38/30 ENER
1084	42	Power Savings Blitz	Business	2009	Final	28) From: 100W PAR38/30 PAR Lights - Flood or Spot - recessed down lighting to: 26W CFL PAR38/30 ENE
1085	42	Power Savings Blitz	Business	2009	Final	29) From: 40 - 60W standard incandescent PAR Lights - Track lighting or product highlighting to: 15W CFL En
1086	42	Power Savings Blitz	Business	2009	Final	30) From: 40 - 60W standard halogen PAR Lights - Track lighting or product highlighting to: 32 Watt IR coat
1087	42	Power Savings Blitz	Business	2009	Final	31) From: 75W standard incandescent PAR Lights - Track lighting or product highlighting to: 18W CFL Energy
1088	42	Power Savings Blitz	Business	2009	Final	32) From: 75W standard incandescent PAR Lights - Track lighting or product highlighting to: 50 Watt Halogen

## Measure Results at End-User Level

#	Initiative Number	Initiative Name	Program Name	Program Year	Results Status
1055	42	Power Savings Blitz	Business	2009	Final
1056	42	Power Savings Blitz	Business	2009	Final
1057	42	Power Savings Blitz	Business	2009	Final
1058	42	Power Savings Blitz	Business	2009	Final
1059	42	Power Savings Blitz	Business	2009	Final
1060	42	Power Savings Blitz	Business	2009	Final
1061	42	Power Savings Blitz	Business	2009	Final
1062	42	Power Savings Blitz	Business	2009	Final
1063	42	Power Savings Blitz	Business	2009	Final
1064	42	Power Savings Blitz	Business	2009	Final
1065	42	Power Savings Blitz	Business	2009	Final
1066	42	Power Savings Blitz	Business	2009	Final
1067	42	Power Savings Blitz	Business	2009	Final
1068	42	Power Savings Blitz	Business	2009	Final
1069	42	Power Savings Blitz	Business	2009	Final
1070	42	Power Savings Blitz	Business	2009	Final
1071	42	Power Savings Blitz	Business	2009	Final
1072	42	Power Savings Blitz	Business	2009	Final
1073	42	Power Savings Blitz	Business	2009	Final
1074	42	Power Savings Blitz	Business	2009	Final
1075	42	Power Savings Blitz	Business	2009	Final
1076	42	Power Savings Blitz	Business	2009	Final
1077	42	Power Savings Blitz	Business	2009	Final
1078	42	Power Savings Blitz	Business	2009	Final
1079	42	Power Savings Blitz	Business	2009	Final
1080	42	Power Savings Blitz	Business	2009	Final
1081	42	Power Savings Blitz	Business	2009	Final
1082	42	Power Savings Blitz	Business	2009	Final
1083	42	Power Savings Blitz	Business	2009	Final
1084	42	Power Savings Blitz	Business	2009	Final
1085	42	Power Savings Blitz	Business	2009	Final
1086	42	Power Savings Blitz	Business	2009	Final
1087	42	Power Savings Blitz	Business	2009	Final
1088	42	Power Savings Blitz	Business	2009	Final

[illegible]

# OPA Conservation & Demand Management Programs

Measure Results at End-User Level

For: Province Wide

#	Initiative Number	Initiative Name	Program Name	Program Year	Results Status	Assumptions				Activity Results (#)
						Net Annual Energy Savings (kWh)	Net Lifetime Energy Savings (kWh)	Aggregate Net-to-Gross Adjustment (%)	Effective Useful Life (EUL)	
1055	42	Power Savings Blitz	Business	2009	Final	Quasi-Prescriptive	Quasi-Prescriptive	95.0	8.6	n/a
1056	42	Power Savings Blitz	Business	2009	Final	Quasi-Prescriptive	Quasi-Prescriptive	95.0	8.6	n/a
1057	42	Power Savings Blitz	Business	2009	Final	Quasi-Prescriptive	Quasi-Prescriptive	95.0	8.6	n/a
1058	42	Power Savings Blitz	Business	2009	Final	Quasi-Prescriptive	Quasi-Prescriptive	95.0	8.6	n/a
1059	42	Power Savings Blitz	Business	2009	Final	Quasi-Prescriptive	Quasi-Prescriptive	95.0	8.6	n/a
1060	42	Power Savings Blitz	Business	2009	Final	Quasi-Prescriptive	Quasi-Prescriptive	95.0	8.6	n/a
1061	42	Power Savings Blitz	Business	2009	Final	Quasi-Prescriptive	Quasi-Prescriptive	95.0	8.6	n/a
1062	42	Power Savings Blitz	Business	2009	Final	Quasi-Prescriptive	Quasi-Prescriptive	95.0	8.6	n/a
1063	42	Power Savings Blitz	Business	2009	Final	Quasi-Prescriptive	Quasi-Prescriptive	95.0	8.6	n/a
1064	42	Power Savings Blitz	Business	2009	Final	Quasi-Prescriptive	Quasi-Prescriptive	95.0	8.6	n/a
1065	42	Power Savings Blitz	Business	2009	Final	Quasi-Prescriptive	Quasi-Prescriptive	95.0	8.6	n/a
1066	42	Power Savings Blitz	Business	2009	Final	Quasi-Prescriptive	Quasi-Prescriptive	95.0	8.6	n/a
1067	42	Power Savings Blitz	Business	2009	Final	Quasi-Prescriptive	Quasi-Prescriptive	95.0	8.6	n/a
1068	42	Power Savings Blitz	Business	2009	Final	Quasi-Prescriptive	Quasi-Prescriptive	95.0	8.6	n/a
1069	42	Power Savings Blitz	Business	2009	Final	Quasi-Prescriptive	Quasi-Prescriptive	95.0	8.6	n/a
1070	42	Power Savings Blitz	Business	2009	Final	Quasi-Prescriptive	Quasi-Prescriptive	95.0	8.6	n/a
1071	42	Power Savings Blitz	Business	2009	Final	Quasi-Prescriptive	Quasi-Prescriptive	95.0	8.6	n/a
1072	42	Power Savings Blitz	Business	2009	Final	Quasi-Prescriptive	Quasi-Prescriptive	95.0	8.6	n/a
1073	42	Power Savings Blitz	Business	2009	Final	Quasi-Prescriptive	Quasi-Prescriptive	95.0	8.6	n/a
1074	42	Power Savings Blitz	Business	2009	Final	Quasi-Prescriptive	Quasi-Prescriptive	95.0	8.6	n/a
1075	42	Power Savings Blitz	Business	2009	Final	Quasi-Prescriptive	Quasi-Prescriptive	95.0	8.6	n/a
1076	42	Power Savings Blitz	Business	2009	Final	Quasi-Prescriptive	Quasi-Prescriptive	95.0	8.6	n/a
1077	42	Power Savings Blitz	Business	2009	Final	Quasi-Prescriptive	Quasi-Prescriptive	95.0	8.6	n/a
1078	42	Power Savings Blitz	Business	2009	Final	Quasi-Prescriptive	Quasi-Prescriptive	95.0	8.6	n/a
1079	42	Power Savings Blitz	Business	2009	Final	Quasi-Prescriptive	Quasi-Prescriptive	95.0	8.6	n/a
1080	42	Power Savings Blitz	Business	2009	Final	Quasi-Prescriptive	Quasi-Prescriptive	95.0	8.6	n/a
1081	42	Power Savings Blitz	Business	2009	Final	Quasi-Prescriptive	Quasi-Prescriptive	95.0	8.6	n/a
1082	42	Power Savings Blitz	Business	2009	Final	Quasi-Prescriptive	Quasi-Prescriptive	95.0	8.6	n/a
1083	42	Power Savings Blitz	Business	2009	Final	Quasi-Prescriptive	Quasi-Prescriptive	95.0	8.6	n/a
1084	42	Power Savings Blitz	Business	2009	Final	Quasi-Prescriptive	Quasi-Prescriptive	95.0	8.6	n/a
1085	42	Power Savings Blitz	Business	2009	Final	Quasi-Prescriptive	Quasi-Prescriptive	95.0	8.6	n/a
1086	42	Power Savings Blitz	Business	2009	Final	Quasi-Prescriptive	Quasi-Prescriptive	95.0	8.6	n/a
1087	42	Power Savings Blitz	Business	2009	Final	Quasi-Prescriptive	Quasi-Prescriptive	95.0	8.6	n/a
1088	42	Power Savings Blitz	Business	2009	Final	Quasi-Prescriptive	Quasi-Prescriptive	95.0	8.6	n/a



# OPA Conservation & Demand Management Programs

Measure Results at End-User Level

For: Province Wide

#	Initiative Number	Initiative Name	Program Name	Program Year	Results Status	Province Wide Results					
						Gross Summer Peak Demand Savings (kW)	Gross Annual Energy Savings (kWh)	Gross Lifetime Energy Savings (kWh)	Net Summer Peak Demand Savings (kW)	Net Annual Energy Savings (kWh)	Net Lifetime Energy Savings (kWh)
1055	42	Power Savings Blitz	Business	2009	Final	n/a	n/a	n/a	n/a	n/a	n/a
1056	42	Power Savings Blitz	Business	2009	Final	n/a	n/a	n/a	n/a	n/a	n/a
1057	42	Power Savings Blitz	Business	2009	Final	n/a	n/a	n/a	n/a	n/a	n/a
1058	42	Power Savings Blitz	Business	2009	Final	n/a	n/a	n/a	n/a	n/a	n/a
1059	42	Power Savings Blitz	Business	2009	Final	n/a	n/a	n/a	n/a	n/a	n/a
1060	42	Power Savings Blitz	Business	2009	Final	n/a	n/a	n/a	n/a	n/a	n/a
1061	42	Power Savings Blitz	Business	2009	Final	n/a	n/a	n/a	n/a	n/a	n/a
1062	42	Power Savings Blitz	Business	2009	Final	n/a	n/a	n/a	n/a	n/a	n/a
1063	42	Power Savings Blitz	Business	2009	Final	n/a	n/a	n/a	n/a	n/a	n/a
1064	42	Power Savings Blitz	Business	2009	Final	n/a	n/a	n/a	n/a	n/a	n/a
1065	42	Power Savings Blitz	Business	2009	Final	n/a	n/a	n/a	n/a	n/a	n/a
1066	42	Power Savings Blitz	Business	2009	Final	n/a	n/a	n/a	n/a	n/a	n/a
1067	42	Power Savings Blitz	Business	2009	Final	n/a	n/a	n/a	n/a	n/a	n/a
1068	42	Power Savings Blitz	Business	2009	Final	n/a	n/a	n/a	n/a	n/a	n/a
1069	42	Power Savings Blitz	Business	2009	Final	n/a	n/a	n/a	n/a	n/a	n/a
1070	42	Power Savings Blitz	Business	2009	Final	n/a	n/a	n/a	n/a	n/a	n/a
1071	42	Power Savings Blitz	Business	2009	Final	n/a	n/a	n/a	n/a	n/a	n/a
1072	42	Power Savings Blitz	Business	2009	Final	n/a	n/a	n/a	n/a	n/a	n/a
1073	42	Power Savings Blitz	Business	2009	Final	n/a	n/a	n/a	n/a	n/a	n/a
1074	42	Power Savings Blitz	Business	2009	Final	n/a	n/a	n/a	n/a	n/a	n/a
1075	42	Power Savings Blitz	Business	2009	Final	n/a	n/a	n/a	n/a	n/a	n/a
1076	42	Power Savings Blitz	Business	2009	Final	n/a	n/a	n/a	n/a	n/a	n/a
1077	42	Power Savings Blitz	Business	2009	Final	n/a	n/a	n/a	n/a	n/a	n/a
1078	42	Power Savings Blitz	Business	2009	Final	n/a	n/a	n/a	n/a	n/a	n/a
1079	42	Power Savings Blitz	Business	2009	Final	n/a	n/a	n/a	n/a	n/a	n/a
1080	42	Power Savings Blitz	Business	2009	Final	n/a	n/a	n/a	n/a	n/a	n/a
1081	42	Power Savings Blitz	Business	2009	Final	n/a	n/a	n/a	n/a	n/a	n/a
1082	42	Power Savings Blitz	Business	2009	Final	n/a	n/a	n/a	n/a	n/a	n/a
1083	42	Power Savings Blitz	Business	2009	Final	n/a	n/a	n/a	n/a	n/a	n/a
1084	42	Power Savings Blitz	Business	2009	Final	n/a	n/a	n/a	n/a	n/a	n/a
1085	42	Power Savings Blitz	Business	2009	Final	n/a	n/a	n/a	n/a	n/a	n/a
1086	42	Power Savings Blitz	Business	2009	Final	n/a	n/a	n/a	n/a	n/a	n/a
1087	42	Power Savings Blitz	Business	2009	Final	n/a	n/a	n/a	n/a	n/a	n/a
1088	42	Power Savings Blitz	Business	2009	Final	n/a	n/a	n/a	n/a	n/a	n/a

OPA Conservation & Demand Management Programs

Measure Results at End-User Level

For: Province Wide

#	Initiative Number	Initiative Name	Program Name	Program Year	Results Status	#
1089	42	Power Savings Blitz	Business	2009	Final	167
1090	42	Power Savings Blitz	Business	2009	Final	168
1091	42	Power Savings Blitz	Business	2009	Final	169
1092	42	Power Savings Blitz	Business	2009	Final	170
1093	42	Power Savings Blitz	Business	2009	Final	171
1094	42	Power Savings Blitz	Business	2009	Final	172
1095	42	Power Savings Blitz	Business	2009	Final	173
1096	42	Power Savings Blitz	Business	2009	Final	174
1097	42	Power Savings Blitz	Business	2009	Final	175
1098	42	Power Savings Blitz	Business	2009	Final	176
1099	42	Power Savings Blitz	Business	2009	Final	177
1100	42	Power Savings Blitz	Business	2009	Final	178
1101	42	Power Savings Blitz	Business	2009	Final	179
1102	42	Power Savings Blitz	Business	2009	Final	180
1103	42	Power Savings Blitz	Business	2009	Final	181
1104	42	Power Savings Blitz	Business	2009	Final	182
1105	42	Power Savings Blitz	Business	2009	Final	183
1106	42	Power Savings Blitz	Business	2009	Final	184
1107	42	Power Savings Blitz	Business	2009	Final	185
1108	42	Power Savings Blitz	Business	2009	Final	186
1109	42	Power Savings Blitz	Business	2009	Final	187
1110	42	Power Savings Blitz	Business	2009	Final	188
1111	42	Power Savings Blitz	Business	2009	Final	189
1112	42	Power Savings Blitz	Business	2009	Final	190
1113	42	Power Savings Blitz	Business	2009	Final	191
1114	42	Power Savings Blitz	Business	2009	Final	192
1115	42	Power Savings Blitz	Business	2009	Final	193
1116	42	Power Savings Blitz	Business	2009	Final	194
1117	42	Power Savings Blitz	Business	2009	Final	195
1118	42	Power Savings Blitz	Business	2009	Final	196
1119	42	Power Savings Blitz	Business	2009	Final	197
1120	42	Power Savings Blitz	Business	2009	Final	198
1121	42	Power Savings Blitz	Business	2009	Final	199
1122	42	Power Savings Blitz	Business	2009	Final	200

# OPA Conservation & Demand Management Programs

## Measure Results at End-User Level

For: Province Wide

#	Initiative Number	Initiative Name	Program Name	Program Year	Results Status	Measure Name
1089	42	Power Savings Blitz	Business	2009	Final	33) From: 90 Watt Halogen PAR Lights - Track lighting or product highlighting to: 23 to 28 watt CFL Par 38/30
1090	42	Power Savings Blitz	Business	2009	Final	34) From: 90 Watt Halogen PAR Lights - Track lighting or product highlighting to: 60 watt Halogen IR Energy S
1091	42	Power Savings Blitz	Business	2009	Final	35) From: 100W standard incandescent or greater PAR Lights - Track lighting or product highlighting to: 26W
1092	42	Power Savings Blitz	Business	2009	Final	36) From: 100W standard incandescent or greater PAR Lights - Track lighting or product highlighting to: 50-75
1093	42	Power Savings Blitz	Business	2009	Final	37) From: No Insulation Jacket (50-119 Gal) to: Insulation Jacket 5/32" barrier bubble film laminated between t
1094	42	Power Savings Blitz	Business	2009	Final	38) From: No Insulation Jacket (12-40 Gal) to: Insulation Jacket 5/32" barrier bubble film laminated between t
1095	42	Power Savings Blitz	Business	2009	Final	39) From: No Pipe insulation to: Pipe insulation (10 ft flexible polyethylene insulation on outlet pipe (for 1.2" a
1096	42	Power Savings Blitz	Business	2009	Final	40) From: Aerator (Average 2.75gpm) Low Flow Aerator (Electric Water Heater Only) to: Aerator (Average 1.5
1097	42	Power Savings Blitz	Business	2009	Final	41) From: Authorized Contractor Program (ACP) to: Work Order cost <\$500 (Labour and materials) - Office S
1098	42	Power Savings Blitz	Business	2009	Final	42) From: Authorized Contractor Program (ACP) to: Work Order cost >\$500 - \$2000 (Labour and materials)
1099	42	Power Savings Blitz	Business	2009	Final	43) From: Authorized Contractor Program (ACP) to: Work Order cost >\$2001 - \$5000 (Labour and materials)
1100	42	Power Savings Blitz	Business	2009	Final	44) From: Contractor (Non-Classified Locations) to: First 10 devices or fraction thereof - Office Sector
1101	42	Power Savings Blitz	Business	2009	Final	45) From: Contractor (Non-Classified Locations) to: Each additional 10 devices or fraction thereof - Office Se
1102	42	Power Savings Blitz	Business	2009	Final	46) From: 4 Lamps 8' -T12-75W-Magnetic Ballasts to: 4 - 4' 32 watt lamps + reflector with 90% ballast factor T
1103	42	Power Savings Blitz	Business	2009	Final	47) From: Contractor (Non-Classified Locations) - Minimum fee if the total fee for the application for inspection
1104	42	Power Savings Blitz	Business	2009	Final	48) From: 2 Lamps 8' -T12-75W-Magnetic Ballasts to: 2 - 8' lamps with 90% ballast factor T8-Electronic Ballas
1105	42	Power Savings Blitz	Business	2009	Final	49) From: 4 Lamps 8' -T12-75W-Magnetic Ballasts to: 4 - 8' lamps with 2 electronic ballasts of 90% ballast fac
1106	42	Power Savings Blitz	Business	2009	Final	50) From: 2 Lamps 8' -T12-60W-Magnetic Ballasts to: 2 - 8' 59wat lamps + reflector with 90% ballast factor T
1107	42	Power Savings Blitz	Business	2009	Final	51) From: 4 Lamps 8' -T12-60W-Magnetic Ballasts to: 4 - 8' lamps with 2 electronic ballasts of 90% ballast fac
1108	42	Power Savings Blitz	Business	2009	Final	52) From: 2 Lamps 4' -T8 32W-Magnetic Ballasts to: 2 - 4' 25 watt lamps with electronic ballasts T8-Electronic
1109	42	Power Savings Blitz	Business	2009	Final	53) From: 2 - 4' T12 High Output Lamps High Output T12-Magnetic Ballasts to: 2 - 4' High Output T8 lamps w
1110	42	Power Savings Blitz	Business	2009	Final	54) From: 2 - 8' T12 High Output Lamps High Output T12-Magnetic Ballasts to: 2 - 8' High Output T8 lamps w
1111	42	Power Savings Blitz	Business	2009	Final	55) From: 175W Metal Halide Metal Halide to: 1 - 150W Metal Halide Direct Lamp replacement Metal Halide
1112	42	Power Savings Blitz	Business	2009	Final	56) From: 400W Metal Halide Metal Halide to: 1 - 350W Metal Halide Direct Lamp replacement Metal Halide
1113	42	Power Savings Blitz	Business	2009	Final	57) From: 250W Metal Halide Metal Halide to: 4 - 4' Lamps with either 32 watt ballast of 80% ballast factor o
1114	42	Power Savings Blitz	Business	2009	Final	58) From: 400W Metal Halide Metal Halide to: 6 - 4' Lamps with either 32 watt ballast of 80% ballast factor o
1115	42	Power Savings Blitz	Business	2009	Final	59) From: 40W Standard Incandescent (A Lamp) to: 11W ENERGY STAR® rated CFL New Fixture (2-pin / 4-
1116	42	Power Savings Blitz	Business	2009	Final	60) From: 60W Standard Incandescent (A Lamp) to: 13W ENERGY STAR® rated CFL New Fixture (2-pin / 4-
1117	42	Power Savings Blitz	Business	2009	Final	61) From: 100W Standard Incandescent (A Lamp) to: 23W ENERGY STAR® rated CFL New Fixture (2-pin / 4-
1118	42	Power Savings Blitz	Business	2009	Final	62) From: 150W Standard Incandescent (A Lamp) to: 28W ENERGY STAR® rated CFL New Fixture (2-pin / 4-
1119	42	Power Savings Blitz	Business	2009	Final	63) From: 65 - 75W Incandescent R Lamp Incandescent R Lamp on Dimmers to: 14 - 16W Dimmable CFL R
1120	42	Power Savings Blitz	Business	2009	Final	64) From: 100 - 150W Incandescent R Lamp Incandescent R Lamp on Dimmers to: 22 - 26W Dimmable CFL
1121	42	Power Savings Blitz	Business	2009	Final	65) From: 40 - 60W standard halogen PAR Lights - Track lighting or product highlighting to: 32 Watt halogen
1122	42	Power Savings Blitz	Business	2009	Final	66) From: 4' T12 Tube Guard T12 Tube Guard to: 4' T8 Tube Guards T8-Electronic Ballast - Office Sector

## Measure Results at End-User Level

#	Initiative Number	Initiative Name	Program Name	Program Year	Results Status
1089	42	Power Savings Blitz	Business	2009	Final
1090	42	Power Savings Blitz	Business	2009	Final
1091	42	Power Savings Blitz	Business	2009	Final
1092	42	Power Savings Blitz	Business	2009	Final
1093	42	Power Savings Blitz	Business	2009	Final
1094	42	Power Savings Blitz	Business	2009	Final
1095	42	Power Savings Blitz	Business	2009	Final
1096	42	Power Savings Blitz	Business	2009	Final
1097	42	Power Savings Blitz	Business	2009	Final
1098	42	Power Savings Blitz	Business	2009	Final
1099	42	Power Savings Blitz	Business	2009	Final
1100	42	Power Savings Blitz	Business	2009	Final
1101	42	Power Savings Blitz	Business	2009	Final
1102	42	Power Savings Blitz	Business	2009	Final
1103	42	Power Savings Blitz	Business	2009	Final
1104	42	Power Savings Blitz	Business	2009	Final
1105	42	Power Savings Blitz	Business	2009	Final
1106	42	Power Savings Blitz	Business	2009	Final
1107	42	Power Savings Blitz	Business	2009	Final
1108	42	Power Savings Blitz	Business	2009	Final
1109	42	Power Savings Blitz	Business	2009	Final
1110	42	Power Savings Blitz	Business	2009	Final
1111	42	Power Savings Blitz	Business	2009	Final
1112	42	Power Savings Blitz	Business	2009	Final
1113	42	Power Savings Blitz	Business	2009	Final
1114	42	Power Savings Blitz	Business	2009	Final
1115	42	Power Savings Blitz	Business	2009	Final
1116	42	Power Savings Blitz	Business	2009	Final
1117	42	Power Savings Blitz	Business	2009	Final
1118	42	Power Savings Blitz	Business	2009	Final
1119	42	Power Savings Blitz	Business	2009	Final
1120	42	Power Savings Blitz	Business	2009	Final
1121	42	Power Savings Blitz	Business	2009	Final
1122	42	Power Savings Blitz	Business	2009	Final

[illegible]

OPA Conservation & Demand Management Programs

Measure Results at End-User Level

For: Province Wide

#	Initiative Number	Initiative Name	Program Name	Program Year	Results Status	Assumptions				Activity Results (#)
						Net Annual Energy Savings (kWh)	Net Lifetime Energy Savings (kWh)	Aggregate Net-to-Gross Adjustment (%)	Effective Useful Life (EUL)	
1089	42	Power Savings Blitz	Business	2009	Final	Quasi-Prescriptive	Quasi-Prescriptive	95.0	8.6	n/a
1090	42	Power Savings Blitz	Business	2009	Final	Quasi-Prescriptive	Quasi-Prescriptive	95.0	8.6	n/a
1091	42	Power Savings Blitz	Business	2009	Final	Quasi-Prescriptive	Quasi-Prescriptive	95.0	8.6	n/a
1092	42	Power Savings Blitz	Business	2009	Final	Quasi-Prescriptive	Quasi-Prescriptive	95.0	8.6	n/a
1093	42	Power Savings Blitz	Business	2009	Final	Quasi-Prescriptive	Quasi-Prescriptive	95.0	8.6	n/a
1094	42	Power Savings Blitz	Business	2009	Final	Quasi-Prescriptive	Quasi-Prescriptive	95.0	8.6	n/a
1095	42	Power Savings Blitz	Business	2009	Final	Quasi-Prescriptive	Quasi-Prescriptive	95.0	8.6	n/a
1096	42	Power Savings Blitz	Business	2009	Final	Quasi-Prescriptive	Quasi-Prescriptive	95.0	8.6	n/a
1097	42	Power Savings Blitz	Business	2009	Final	Quasi-Prescriptive	Quasi-Prescriptive	95.0	8.6	n/a
1098	42	Power Savings Blitz	Business	2009	Final	Quasi-Prescriptive	Quasi-Prescriptive	95.0	8.6	n/a
1099	42	Power Savings Blitz	Business	2009	Final	Quasi-Prescriptive	Quasi-Prescriptive	95.0	8.6	n/a
1100	42	Power Savings Blitz	Business	2009	Final	Quasi-Prescriptive	Quasi-Prescriptive	95.0	8.6	n/a
1101	42	Power Savings Blitz	Business	2009	Final	Quasi-Prescriptive	Quasi-Prescriptive	95.0	8.6	n/a
1102	42	Power Savings Blitz	Business	2009	Final	Quasi-Prescriptive	Quasi-Prescriptive	95.0	8.6	n/a
1103	42	Power Savings Blitz	Business	2009	Final	Quasi-Prescriptive	Quasi-Prescriptive	95.0	8.6	n/a
1104	42	Power Savings Blitz	Business	2009	Final	Quasi-Prescriptive	Quasi-Prescriptive	95.0	8.6	n/a
1105	42	Power Savings Blitz	Business	2009	Final	Quasi-Prescriptive	Quasi-Prescriptive	95.0	8.6	n/a
1106	42	Power Savings Blitz	Business	2009	Final	Quasi-Prescriptive	Quasi-Prescriptive	95.0	8.6	n/a
1107	42	Power Savings Blitz	Business	2009	Final	Quasi-Prescriptive	Quasi-Prescriptive	95.0	8.6	n/a
1108	42	Power Savings Blitz	Business	2009	Final	Quasi-Prescriptive	Quasi-Prescriptive	95.0	8.6	n/a
1109	42	Power Savings Blitz	Business	2009	Final	Quasi-Prescriptive	Quasi-Prescriptive	95.0	8.6	n/a
1110	42	Power Savings Blitz	Business	2009	Final	Quasi-Prescriptive	Quasi-Prescriptive	95.0	8.6	n/a
1111	42	Power Savings Blitz	Business	2009	Final	Quasi-Prescriptive	Quasi-Prescriptive	95.0	8.6	n/a
1112	42	Power Savings Blitz	Business	2009	Final	Quasi-Prescriptive	Quasi-Prescriptive	95.0	8.6	n/a
1113	42	Power Savings Blitz	Business	2009	Final	Quasi-Prescriptive	Quasi-Prescriptive	95.0	8.6	n/a
1114	42	Power Savings Blitz	Business	2009	Final	Quasi-Prescriptive	Quasi-Prescriptive	95.0	8.6	n/a
1115	42	Power Savings Blitz	Business	2009	Final	Quasi-Prescriptive	Quasi-Prescriptive	95.0	8.6	n/a
1116	42	Power Savings Blitz	Business	2009	Final	Quasi-Prescriptive	Quasi-Prescriptive	95.0	8.6	n/a
1117	42	Power Savings Blitz	Business	2009	Final	Quasi-Prescriptive	Quasi-Prescriptive	95.0	8.6	n/a
1118	42	Power Savings Blitz	Business	2009	Final	Quasi-Prescriptive	Quasi-Prescriptive	95.0	8.6	n/a
1119	42	Power Savings Blitz	Business	2009	Final	Quasi-Prescriptive	Quasi-Prescriptive	95.0	8.6	n/a
1120	42	Power Savings Blitz	Business	2009	Final	Quasi-Prescriptive	Quasi-Prescriptive	95.0	8.6	n/a
1121	42	Power Savings Blitz	Business	2009	Final	Quasi-Prescriptive	Quasi-Prescriptive	95.0	8.6	n/a
1122	42	Power Savings Blitz	Business	2009	Final	Quasi-Prescriptive	Quasi-Prescriptive	95.0	8.6	n/a

# OPA Conservation & Demand Management Programs

Measure Results at End-User Level

For: Province Wide

#	Initiative Number	Initiative Name	Program Name	Program Year	Results Status	Province Wide Results					
						Gross Summer Peak Demand Savings (kW)	Gross Annual Energy Savings (kWh)	Gross Lifetime Energy Savings (kWh)	Net Summer Peak Demand Savings (kW)	Net Annual Energy Savings (kWh)	Net Lifetime Energy Savings (kWh)
1089	42	Power Savings Blitz	Business	2009	Final	n/a	n/a	n/a	n/a	n/a	n/a
1090	42	Power Savings Blitz	Business	2009	Final	n/a	n/a	n/a	n/a	n/a	n/a
1091	42	Power Savings Blitz	Business	2009	Final	n/a	n/a	n/a	n/a	n/a	n/a
1092	42	Power Savings Blitz	Business	2009	Final	n/a	n/a	n/a	n/a	n/a	n/a
1093	42	Power Savings Blitz	Business	2009	Final	n/a	n/a	n/a	n/a	n/a	n/a
1094	42	Power Savings Blitz	Business	2009	Final	n/a	n/a	n/a	n/a	n/a	n/a
1095	42	Power Savings Blitz	Business	2009	Final	n/a	n/a	n/a	n/a	n/a	n/a
1096	42	Power Savings Blitz	Business	2009	Final	n/a	n/a	n/a	n/a	n/a	n/a
1097	42	Power Savings Blitz	Business	2009	Final	n/a	n/a	n/a	n/a	n/a	n/a
1098	42	Power Savings Blitz	Business	2009	Final	n/a	n/a	n/a	n/a	n/a	n/a
1099	42	Power Savings Blitz	Business	2009	Final	n/a	n/a	n/a	n/a	n/a	n/a
1100	42	Power Savings Blitz	Business	2009	Final	n/a	n/a	n/a	n/a	n/a	n/a
1101	42	Power Savings Blitz	Business	2009	Final	n/a	n/a	n/a	n/a	n/a	n/a
1102	42	Power Savings Blitz	Business	2009	Final	n/a	n/a	n/a	n/a	n/a	n/a
1103	42	Power Savings Blitz	Business	2009	Final	n/a	n/a	n/a	n/a	n/a	n/a
1104	42	Power Savings Blitz	Business	2009	Final	n/a	n/a	n/a	n/a	n/a	n/a
1105	42	Power Savings Blitz	Business	2009	Final	n/a	n/a	n/a	n/a	n/a	n/a
1106	42	Power Savings Blitz	Business	2009	Final	n/a	n/a	n/a	n/a	n/a	n/a
1107	42	Power Savings Blitz	Business	2009	Final	n/a	n/a	n/a	n/a	n/a	n/a
1108	42	Power Savings Blitz	Business	2009	Final	n/a	n/a	n/a	n/a	n/a	n/a
1109	42	Power Savings Blitz	Business	2009	Final	n/a	n/a	n/a	n/a	n/a	n/a
1110	42	Power Savings Blitz	Business	2009	Final	n/a	n/a	n/a	n/a	n/a	n/a
1111	42	Power Savings Blitz	Business	2009	Final	n/a	n/a	n/a	n/a	n/a	n/a
1112	42	Power Savings Blitz	Business	2009	Final	n/a	n/a	n/a	n/a	n/a	n/a
1113	42	Power Savings Blitz	Business	2009	Final	n/a	n/a	n/a	n/a	n/a	n/a
1114	42	Power Savings Blitz	Business	2009	Final	n/a	n/a	n/a	n/a	n/a	n/a
1115	42	Power Savings Blitz	Business	2009	Final	n/a	n/a	n/a	n/a	n/a	n/a
1116	42	Power Savings Blitz	Business	2009	Final	n/a	n/a	n/a	n/a	n/a	n/a
1117	42	Power Savings Blitz	Business	2009	Final	n/a	n/a	n/a	n/a	n/a	n/a
1118	42	Power Savings Blitz	Business	2009	Final	n/a	n/a	n/a	n/a	n/a	n/a
1119	42	Power Savings Blitz	Business	2009	Final	n/a	n/a	n/a	n/a	n/a	n/a
1120	42	Power Savings Blitz	Business	2009	Final	n/a	n/a	n/a	n/a	n/a	n/a
1121	42	Power Savings Blitz	Business	2009	Final	n/a	n/a	n/a	n/a	n/a	n/a
1122	42	Power Savings Blitz	Business	2009	Final	n/a	n/a	n/a	n/a	n/a	n/a



# OPA Conservation & Demand Management Programs

Measure Results at End-User Level

For: Province Wide

#	Initiative Number	Initiative Name	Program Name	Program Year	Results Status	#
1123	42	Power Savings Blitz	Business	2009	Final	201
1124	43	Multi-Family Energy Efficiency Rebates	Consumer, Consumer Low-Income	2009	Final	1
1125	43	Multi-Family Energy Efficiency Rebates	Consumer, Consumer Low-Income	2009	Final	2
1126	43	Multi-Family Energy Efficiency Rebates	Consumer, Consumer Low-Income	2009	Final	3
1127	43	Multi-Family Energy Efficiency Rebates	Consumer, Consumer Low-Income	2009	Final	4
1128	43	Multi-Family Energy Efficiency Rebates	Consumer, Consumer Low-Income	2009	Final	5
1129	43	Multi-Family Energy Efficiency Rebates	Consumer, Consumer Low-Income	2009	Final	6
1130	43	Multi-Family Energy Efficiency Rebates	Consumer, Consumer Low-Income	2009	Final	7
1131	43	Multi-Family Energy Efficiency Rebates	Consumer, Consumer Low-Income	2009	Final	8
1132	43	Multi-Family Energy Efficiency Rebates	Consumer, Consumer Low-Income	2009	Final	9
1133	43	Multi-Family Energy Efficiency Rebates	Consumer, Consumer Low-Income	2009	Final	10
1134	43	Multi-Family Energy Efficiency Rebates	Consumer, Consumer Low-Income	2009	Final	11
1135	43	Multi-Family Energy Efficiency Rebates	Consumer, Consumer Low-Income	2009	Final	12
1136	43	Multi-Family Energy Efficiency Rebates	Consumer, Consumer Low-Income	2009	Final	13
1137	43	Multi-Family Energy Efficiency Rebates	Consumer, Consumer Low-Income	2009	Final	14
1138	43	Multi-Family Energy Efficiency Rebates	Consumer, Consumer Low-Income	2009	Final	15
1139	43	Multi-Family Energy Efficiency Rebates	Consumer, Consumer Low-Income	2009	Final	16
1140	43	Multi-Family Energy Efficiency Rebates	Consumer, Consumer Low-Income	2009	Final	17
1141	43	Multi-Family Energy Efficiency Rebates	Consumer, Consumer Low-Income	2009	Final	18
1142	43	Multi-Family Energy Efficiency Rebates	Consumer, Consumer Low-Income	2009	Final	19
1143	43	Multi-Family Energy Efficiency Rebates	Consumer, Consumer Low-Income	2009	Final	20
1144	43	Multi-Family Energy Efficiency Rebates	Consumer, Consumer Low-Income	2009	Final	21
1145	43	Multi-Family Energy Efficiency Rebates	Consumer, Consumer Low-Income	2009	Final	22
1146	43	Multi-Family Energy Efficiency Rebates	Consumer, Consumer Low-Income	2009	Final	23
1147	43	Multi-Family Energy Efficiency Rebates	Consumer, Consumer Low-Income	2009	Final	24
1148	43	Multi-Family Energy Efficiency Rebates	Consumer, Consumer Low-Income	2009	Final	25
1149	43	Multi-Family Energy Efficiency Rebates	Consumer, Consumer Low-Income	2009	Final	26
1150	43	Multi-Family Energy Efficiency Rebates	Consumer, Consumer Low-Income	2009	Final	27
1151	43	Multi-Family Energy Efficiency Rebates	Consumer, Consumer Low-Income	2009	Final	28
1152	43	Multi-Family Energy Efficiency Rebates	Consumer, Consumer Low-Income	2009	Final	29
1153	43	Multi-Family Energy Efficiency Rebates	Consumer, Consumer Low-Income	2009	Final	30
1154	43	Multi-Family Energy Efficiency Rebates	Consumer, Consumer Low-Income	2009	Final	31
1155	43	Multi-Family Energy Efficiency Rebates	Consumer, Consumer Low-Income	2009	Final	32
1156	43	Multi-Family Energy Efficiency Rebates	Consumer, Consumer Low-Income	2009	Final	33

# OPA Conservation & Demand Management Programs

## Measure Results at End-User Level

For: Province Wide

#	Initiative Number	Initiative Name	Program Name	Program Year	Results Status	Measure Name
1123	42	Power Savings Blitz	Business	2009	Final	67) From: 8' T12 Tube Guard T12 Tube Guard to: 8' T8 Tube Guards T8-Electronic Ballast - Office Sector
1124	43	Multi-Family Energy Efficiency Rebates	Consumer, Consumer Low-Income	2009	Final	EnergyStarExitSigns - Corridor / Parking Area Energy Savings application - Multi-Unit Residential Building sector
1125	43	Multi-Family Energy Efficiency Rebates	Consumer, Consumer Low-Income	2009	Final	FridgeLEDStripLight - Corridor / Parking Area Energy Savings application - Multi-Unit Residential Building sector
1126	43	Multi-Family Energy Efficiency Rebates	Consumer, Consumer Low-Income	2009	Final	NonDimmCFLsScrew_In - Corridor / Parking Area Energy Savings application - Multi-Unit Residential Building sector
1127	43	Multi-Family Energy Efficiency Rebates	Consumer, Consumer Low-Income	2009	Final	NonDimmCFLs_par11W - Corridor / Parking Area Energy Savings application - Multi-Unit Residential Building sector
1128	43	Multi-Family Energy Efficiency Rebates	Consumer, Consumer Low-Income	2009	Final	NonDimmCFLs_par12-20W - Corridor / Parking Area Energy Savings application - Multi-Unit Residential Building sector
1129	43	Multi-Family Energy Efficiency Rebates	Consumer, Consumer Low-Income	2009	Final	NonDimmCFLs_par20+W - Corridor / Parking Area Energy Savings application - Multi-Unit Residential Building sector
1130	43	Multi-Family Energy Efficiency Rebates	Consumer, Consumer Low-Income	2009	Final	Dimm&NonDimmCFL2-pin14W- - Corridor / Parking Area Energy Savings application - Multi-Unit Residential Building sector
1131	43	Multi-Family Energy Efficiency Rebates	Consumer, Consumer Low-Income	2009	Final	Dimm&NonDimmCFL2-pin26W- - Corridor / Parking Area Energy Savings application - Multi-Unit Residential Building sector
1132	43	Multi-Family Energy Efficiency Rebates	Consumer, Consumer Low-Income	2009	Final	Dimm&NonDimmCFL2-pin39W- - Corridor / Parking Area Energy Savings application - Multi-Unit Residential Building sector
1133	43	Multi-Family Energy Efficiency Rebates	Consumer, Consumer Low-Income	2009	Final	Dimm&NonDimmCFL4-pin14W- - Corridor / Parking Area Energy Savings application - Multi-Unit Residential Building sector
1134	43	Multi-Family Energy Efficiency Rebates	Consumer, Consumer Low-Income	2009	Final	Dimm&NonDimmCFL4-pin26W- - Corridor / Parking Area Energy Savings application - Multi-Unit Residential Building sector
1135	43	Multi-Family Energy Efficiency Rebates	Consumer, Consumer Low-Income	2009	Final	Dimm&NonDimmCFL4-pin39W- - Corridor / Parking Area Energy Savings application - Multi-Unit Residential Building sector
1136	43	Multi-Family Energy Efficiency Rebates	Consumer, Consumer Low-Income	2009	Final	DimmCFLs_0-16W - Corridor / Parking Area Energy Savings application - Multi-Unit Residential Building sector
1137	43	Multi-Family Energy Efficiency Rebates	Consumer, Consumer Low-Income	2009	Final	DimmCFLs_17-20W - Corridor / Parking Area Energy Savings application - Multi-Unit Residential Building sector
1138	43	Multi-Family Energy Efficiency Rebates	Consumer, Consumer Low-Income	2009	Final	DimmCFLs_21+W - Corridor / Parking Area Energy Savings application - Multi-Unit Residential Building sector
1139	43	Multi-Family Energy Efficiency Rebates	Consumer, Consumer Low-Income	2009	Final	StandardT8_Single - Corridor / Parking Area Energy Savings application - Multi-Unit Residential Building sector
1140	43	Multi-Family Energy Efficiency Rebates	Consumer, Consumer Low-Income	2009	Final	StandardT8_Two - Corridor / Parking Area Energy Savings application - Multi-Unit Residential Building sector
1141	43	Multi-Family Energy Efficiency Rebates	Consumer, Consumer Low-Income	2009	Final	StandardT8_Three - Corridor / Parking Area Energy Savings application - Multi-Unit Residential Building sector
1142	43	Multi-Family Energy Efficiency Rebates	Consumer, Consumer Low-Income	2009	Final	StandardT8_Four - Corridor / Parking Area Energy Savings application - Multi-Unit Residential Building sector
1143	43	Multi-Family Energy Efficiency Rebates	Consumer, Consumer Low-Income	2009	Final	RWHighT8Fixtures_Single - Corridor / Parking Area Energy Savings application - Multi-Unit Residential Building sector
1144	43	Multi-Family Energy Efficiency Rebates	Consumer, Consumer Low-Income	2009	Final	RWHighT8Fixtures_Two - Corridor / Parking Area Energy Savings application - Multi-Unit Residential Building sector
1145	43	Multi-Family Energy Efficiency Rebates	Consumer, Consumer Low-Income	2009	Final	RWHighT8Fixtures_Three - Corridor / Parking Area Energy Savings application - Multi-Unit Residential Building sector
1146	43	Multi-Family Energy Efficiency Rebates	Consumer, Consumer Low-Income	2009	Final	RWHighT8Fixtures_Four - Corridor / Parking Area Energy Savings application - Multi-Unit Residential Building sector
1147	43	Multi-Family Energy Efficiency Rebates	Consumer, Consumer Low-Income	2009	Final	StdMedBayT8_Four - Corridor / Parking Area Energy Savings application - Multi-Unit Residential Building sector
1148	43	Multi-Family Energy Efficiency Rebates	Consumer, Consumer Low-Income	2009	Final	MedBayT8_Six - Corridor / Parking Area Energy Savings application - Multi-Unit Residential Building sector
1149	43	Multi-Family Energy Efficiency Rebates	Consumer, Consumer Low-Income	2009	Final	MedBayT8_Eight - Corridor / Parking Area Energy Savings application - Multi-Unit Residential Building sector
1150	43	Multi-Family Energy Efficiency Rebates	Consumer, Consumer Low-Income	2009	Final	HighMedBayT8_Four - Corridor / Parking Area Energy Savings application - Multi-Unit Residential Building sector
1151	43	Multi-Family Energy Efficiency Rebates	Consumer, Consumer Low-Income	2009	Final	HighMedBayT8_Six - Corridor / Parking Area Energy Savings application - Multi-Unit Residential Building sector
1152	43	Multi-Family Energy Efficiency Rebates	Consumer, Consumer Low-Income	2009	Final	HighMedBayT8_Eight - Corridor / Parking Area Energy Savings application - Multi-Unit Residential Building sector
1153	43	Multi-Family Energy Efficiency Rebates	Consumer, Consumer Low-Income	2009	Final	T5Fixture_1Lamp - Corridor / Parking Area Energy Savings application - Multi-Unit Residential Building sector
1154	43	Multi-Family Energy Efficiency Rebates	Consumer, Consumer Low-Income	2009	Final	T5Fixture_2Lamps - Corridor / Parking Area Energy Savings application - Multi-Unit Residential Building sector
1155	43	Multi-Family Energy Efficiency Rebates	Consumer, Consumer Low-Income	2009	Final	T5Fixture_3Lamps - Corridor / Parking Area Energy Savings application - Multi-Unit Residential Building sector
1156	43	Multi-Family Energy Efficiency Rebates	Consumer, Consumer Low-Income	2009	Final	T5Fixture_HO1Lamp - Corridor / Parking Area Energy Savings application - Multi-Unit Residential Building sector

## Measure Results at End-User Level

[illegible][illegible]

## Measure Results at End-User Level

[illegible]

# OPA Conservation & Demand Management Programs

Measure Results at End-User Level

For: Province Wide

#	Initiative Number	Initiative Name	Program Name	Program Year	Results Status	Province Wide Results					
						Gross Summer Peak Demand Savings (kW)	Gross Annual Energy Savings (kWh)	Gross Lifetime Energy Savings (kWh)	Net Summer Peak Demand Savings (kW)	Net Annual Energy Savings (kWh)	Net Lifetime Energy Savings (kWh)
1123	42	Power Savings Blitz	Business	2009	Final	n/a	n/a	n/a	n/a	n/a	n/a
1124	43	Multi-Family Energy Efficiency Rebates	Consumer, Consumer Low-Income	2009	Final	n/a	n/a	n/a	n/a	n/a	n/a
1125	43	Multi-Family Energy Efficiency Rebates	Consumer, Consumer Low-Income	2009	Final	n/a	n/a	n/a	n/a	n/a	n/a
1126	43	Multi-Family Energy Efficiency Rebates	Consumer, Consumer Low-Income	2009	Final	n/a	n/a	n/a	n/a	n/a	n/a
1127	43	Multi-Family Energy Efficiency Rebates	Consumer, Consumer Low-Income	2009	Final	n/a	n/a	n/a	n/a	n/a	n/a
1128	43	Multi-Family Energy Efficiency Rebates	Consumer, Consumer Low-Income	2009	Final	n/a	n/a	n/a	n/a	n/a	n/a
1129	43	Multi-Family Energy Efficiency Rebates	Consumer, Consumer Low-Income	2009	Final	n/a	n/a	n/a	n/a	n/a	n/a
1130	43	Multi-Family Energy Efficiency Rebates	Consumer, Consumer Low-Income	2009	Final	n/a	n/a	n/a	n/a	n/a	n/a
1131	43	Multi-Family Energy Efficiency Rebates	Consumer, Consumer Low-Income	2009	Final	n/a	n/a	n/a	n/a	n/a	n/a
1132	43	Multi-Family Energy Efficiency Rebates	Consumer, Consumer Low-Income	2009	Final	n/a	n/a	n/a	n/a	n/a	n/a
1133	43	Multi-Family Energy Efficiency Rebates	Consumer, Consumer Low-Income	2009	Final	n/a	n/a	n/a	n/a	n/a	n/a
1134	43	Multi-Family Energy Efficiency Rebates	Consumer, Consumer Low-Income	2009	Final	n/a	n/a	n/a	n/a	n/a	n/a
1135	43	Multi-Family Energy Efficiency Rebates	Consumer, Consumer Low-Income	2009	Final	n/a	n/a	n/a	n/a	n/a	n/a
1136	43	Multi-Family Energy Efficiency Rebates	Consumer, Consumer Low-Income	2009	Final	n/a	n/a	n/a	n/a	n/a	n/a
1137	43	Multi-Family Energy Efficiency Rebates	Consumer, Consumer Low-Income	2009	Final	n/a	n/a	n/a	n/a	n/a	n/a
1138	43	Multi-Family Energy Efficiency Rebates	Consumer, Consumer Low-Income	2009	Final	n/a	n/a	n/a	n/a	n/a	n/a
1139	43	Multi-Family Energy Efficiency Rebates	Consumer, Consumer Low-Income	2009	Final	n/a	n/a	n/a	n/a	n/a	n/a
1140	43	Multi-Family Energy Efficiency Rebates	Consumer, Consumer Low-Income	2009	Final	n/a	n/a	n/a	n/a	n/a	n/a
1141	43	Multi-Family Energy Efficiency Rebates	Consumer, Consumer Low-Income	2009	Final	n/a	n/a	n/a	n/a	n/a	n/a
1142	43	Multi-Family Energy Efficiency Rebates	Consumer, Consumer Low-Income	2009	Final	n/a	n/a	n/a	n/a	n/a	n/a
1143	43	Multi-Family Energy Efficiency Rebates	Consumer, Consumer Low-Income	2009	Final	n/a	n/a	n/a	n/a	n/a	n/a
1144	43	Multi-Family Energy Efficiency Rebates	Consumer, Consumer Low-Income	2009	Final	n/a	n/a	n/a	n/a	n/a	n/a
1145	43	Multi-Family Energy Efficiency Rebates	Consumer, Consumer Low-Income	2009	Final	n/a	n/a	n/a	n/a	n/a	n/a
1146	43	Multi-Family Energy Efficiency Rebates	Consumer, Consumer Low-Income	2009	Final	n/a	n/a	n/a	n/a	n/a	n/a
1147	43	Multi-Family Energy Efficiency Rebates	Consumer, Consumer Low-Income	2009	Final	n/a	n/a	n/a	n/a	n/a	n/a
1148	43	Multi-Family Energy Efficiency Rebates	Consumer, Consumer Low-Income	2009	Final	n/a	n/a	n/a	n/a	n/a	n/a
1149	43	Multi-Family Energy Efficiency Rebates	Consumer, Consumer Low-Income	2009	Final	n/a	n/a	n/a	n/a	n/a	n/a
1150	43	Multi-Family Energy Efficiency Rebates	Consumer, Consumer Low-Income	2009	Final	n/a	n/a	n/a	n/a	n/a	n/a
1151	43	Multi-Family Energy Efficiency Rebates	Consumer, Consumer Low-Income	2009	Final	n/a	n/a	n/a	n/a	n/a	n/a
1152	43	Multi-Family Energy Efficiency Rebates	Consumer, Consumer Low-Income	2009	Final	n/a	n/a	n/a	n/a	n/a	n/a
1153	43	Multi-Family Energy Efficiency Rebates	Consumer, Consumer Low-Income	2009	Final	n/a	n/a	n/a	n/a	n/a	n/a
1154	43	Multi-Family Energy Efficiency Rebates	Consumer, Consumer Low-Income	2009	Final	n/a	n/a	n/a	n/a	n/a	n/a
1155	43	Multi-Family Energy Efficiency Rebates	Consumer, Consumer Low-Income	2009	Final	n/a	n/a	n/a	n/a	n/a	n/a
1156	43	Multi-Family Energy Efficiency Rebates	Consumer, Consumer Low-Income	2009	Final	n/a	n/a	n/a	n/a	n/a	n/a

OPA Conservation & Demand Management Programs

Measure Results at End-User Level

For: Province Wide

#	Initiative Number	Initiative Name	Program Name	Program Year	Results Status	#
1157	43	Multi-Family Energy Efficiency Rebates	Consumer, Consumer Low-Income	2009	Final	34
1158	43	Multi-Family Energy Efficiency Rebates	Consumer, Consumer Low-Income	2009	Final	35
1159	43	Multi-Family Energy Efficiency Rebates	Consumer, Consumer Low-Income	2009	Final	36
1160	43	Multi-Family Energy Efficiency Rebates	Consumer, Consumer Low-Income	2009	Final	37
1161	43	Multi-Family Energy Efficiency Rebates	Consumer, Consumer Low-Income	2009	Final	38
1162	43	Multi-Family Energy Efficiency Rebates	Consumer, Consumer Low-Income	2009	Final	39
1163	43	Multi-Family Energy Efficiency Rebates	Consumer, Consumer Low-Income	2009	Final	40
1164	43	Multi-Family Energy Efficiency Rebates	Consumer, Consumer Low-Income	2009	Final	41
1165	43	Multi-Family Energy Efficiency Rebates	Consumer, Consumer Low-Income	2009	Final	42
1166	43	Multi-Family Energy Efficiency Rebates	Consumer, Consumer Low-Income	2009	Final	43
1167	43	Multi-Family Energy Efficiency Rebates	Consumer, Consumer Low-Income	2009	Final	44
1168	43	Multi-Family Energy Efficiency Rebates	Consumer, Consumer Low-Income	2009	Final	45
1169	43	Multi-Family Energy Efficiency Rebates	Consumer, Consumer Low-Income	2009	Final	46
1170	43	Multi-Family Energy Efficiency Rebates	Consumer, Consumer Low-Income	2009	Final	47
1171	43	Multi-Family Energy Efficiency Rebates	Consumer, Consumer Low-Income	2009	Final	48
1172	43	Multi-Family Energy Efficiency Rebates	Consumer, Consumer Low-Income	2009	Final	49
1173	43	Multi-Family Energy Efficiency Rebates	Consumer, Consumer Low-Income	2009	Final	50
1174	43	Multi-Family Energy Efficiency Rebates	Consumer, Consumer Low-Income	2009	Final	51
1175	43	Multi-Family Energy Efficiency Rebates	Consumer, Consumer Low-Income	2009	Final	52
1176	43	Multi-Family Energy Efficiency Rebates	Consumer, Consumer Low-Income	2009	Final	53
1177	43	Multi-Family Energy Efficiency Rebates	Consumer, Consumer Low-Income	2009	Final	54
1178	43	Multi-Family Energy Efficiency Rebates	Consumer, Consumer Low-Income	2009	Final	55
1179	43	Multi-Family Energy Efficiency Rebates	Consumer, Consumer Low-Income	2009	Final	56
1180	43	Multi-Family Energy Efficiency Rebates	Consumer, Consumer Low-Income	2009	Final	57
1181	43	Multi-Family Energy Efficiency Rebates	Consumer, Consumer Low-Income	2009	Final	58
1182	43	Multi-Family Energy Efficiency Rebates	Consumer, Consumer Low-Income	2009	Final	59
1183	43	Multi-Family Energy Efficiency Rebates	Consumer, Consumer Low-Income	2009	Final	60
1184	43	Multi-Family Energy Efficiency Rebates	Consumer, Consumer Low-Income	2009	Final	61
1185	43	Multi-Family Energy Efficiency Rebates	Consumer, Consumer Low-Income	2009	Final	62
1186	43	Multi-Family Energy Efficiency Rebates	Consumer, Consumer Low-Income	2009	Final	63
1187	43	Multi-Family Energy Efficiency Rebates	Consumer, Consumer Low-Income	2009	Final	64
1188	43	Multi-Family Energy Efficiency Rebates	Consumer, Consumer Low-Income	2009	Final	65
1189	43	Multi-Family Energy Efficiency Rebates	Consumer, Consumer Low-Income	2009	Final	66
1190	43	Multi-Family Energy Efficiency Rebates	Consumer, Consumer Low-Income	2009	Final	67



# OPA Conservation & Demand Management Programs

## Measure Results at End-User Level

For: Province Wide

#	Initiative Number	Initiative Name	Program Name	Program Year	Results Status	Measure Name
1157	43	Multi-Family Energy Efficiency Rebates	Consumer, Consumer Low-Income	2009	Final	T5Fixture_HO2Lamp - Corridor / Parking Area Energy Savings application - Multi-Unit Residential Building sector
1158	43	Multi-Family Energy Efficiency Rebates	Consumer, Consumer Low-Income	2009	Final	T5MedHighFixture_4Lamp - Corridor / Parking Area Energy Savings application - Multi-Unit Residential Building sector
1159	43	Multi-Family Energy Efficiency Rebates	Consumer, Consumer Low-Income	2009	Final	T5MedHighFixture_6Lamp - Corridor / Parking Area Energy Savings application - Multi-Unit Residential Building sector
1160	43	Multi-Family Energy Efficiency Rebates	Consumer, Consumer Low-Income	2009	Final	T5MedHighFixture_8Lamp - Corridor / Parking Area Energy Savings application - Multi-Unit Residential Building sector
1161	43	Multi-Family Energy Efficiency Rebates	Consumer, Consumer Low-Income	2009	Final	T5MedHighFixture_10Lamp - Corridor / Parking Area Energy Savings application - Multi-Unit Residential Building sector
1162	43	Multi-Family Energy Efficiency Rebates	Consumer, Consumer Low-Income	2009	Final	T5MedHighFixture_12Lamp - Corridor / Parking Area Energy Savings application - Multi-Unit Residential Building sector
1163	43	Multi-Family Energy Efficiency Rebates	Consumer, Consumer Low-Income	2009	Final	PulseStart_MetalHalide - Corridor / Parking Area Energy Savings application - Multi-Unit Residential Building sector
1164	43	Multi-Family Energy Efficiency Rebates	Consumer, Consumer Low-Income	2009	Final	InfraredHalogen_25W- - Corridor / Parking Area Energy Savings application - Multi-Unit Residential Building sector
1165	43	Multi-Family Energy Efficiency Rebates	Consumer, Consumer Low-Income	2009	Final	InfraredHalogen_26-35W - Corridor / Parking Area Energy Savings application - Multi-Unit Residential Building sector
1166	43	Multi-Family Energy Efficiency Rebates	Consumer, Consumer Low-Income	2009	Final	InfraredHalogen_36-48W - Corridor / Parking Area Energy Savings application - Multi-Unit Residential Building sector
1167	43	Multi-Family Energy Efficiency Rebates	Consumer, Consumer Low-Income	2009	Final	InfraredHalogen_49-60W - Corridor / Parking Area Energy Savings application - Multi-Unit Residential Building sector
1168	43	Multi-Family Energy Efficiency Rebates	Consumer, Consumer Low-Income	2009	Final	Self-BallastedMetalHalide120W - Corridor / Parking Area Energy Savings application - Multi-Unit Residential Building sector
1169	43	Multi-Family Energy Efficiency Rebates	Consumer, Consumer Low-Income	2009	Final	Self-BallastedMetalHalide50W - Corridor / Parking Area Energy Savings application - Multi-Unit Residential Building sector
1170	43	Multi-Family Energy Efficiency Rebates	Consumer, Consumer Low-Income	2009	Final	MetalHalide_150W - Corridor / Parking Area Energy Savings application - Multi-Unit Residential Building sector
1171	43	Multi-Family Energy Efficiency Rebates	Consumer, Consumer Low-Income	2009	Final	MetalHalide_360W - Corridor / Parking Area Energy Savings application - Multi-Unit Residential Building sector
1172	43	Multi-Family Energy Efficiency Rebates	Consumer, Consumer Low-Income	2009	Final	HighPressure_225W - Corridor / Parking Area Energy Savings application - Multi-Unit Residential Building sector
1173	43	Multi-Family Energy Efficiency Rebates	Consumer, Consumer Low-Income	2009	Final	ElecBallast_MetalHde200-W - Corridor / Parking Area Energy Savings application - Multi-Unit Residential Building sector
1174	43	Multi-Family Energy Efficiency Rebates	Consumer, Consumer Low-Income	2009	Final	ElecBallast_MetalHde250-360W - Corridor / Parking Area Energy Savings application - Multi-Unit Residential Building sector
1175	43	Multi-Family Energy Efficiency Rebates	Consumer, Consumer Low-Income	2009	Final	ElecBallast_MetalHde400+W - Corridor / Parking Area Energy Savings application - Multi-Unit Residential Building sector
1176	43	Multi-Family Energy Efficiency Rebates	Consumer, Consumer Low-Income	2009	Final	ElecBallast_HighPress200-W - Corridor / Parking Area Energy Savings application - Multi-Unit Residential Building sector
1177	43	Multi-Family Energy Efficiency Rebates	Consumer, Consumer Low-Income	2009	Final	ElecBallast_HighPress250W - Corridor / Parking Area Energy Savings application - Multi-Unit Residential Building sector
1178	43	Multi-Family Energy Efficiency Rebates	Consumer, Consumer Low-Income	2009	Final	ElecBallast_HighPress400W - Corridor / Parking Area Energy Savings application - Multi-Unit Residential Building sector
1179	43	Multi-Family Energy Efficiency Rebates	Consumer, Consumer Low-Income	2009	Final	ElecBallast_HighPress600W - Corridor / Parking Area Energy Savings application - Multi-Unit Residential Building sector
1180	43	Multi-Family Energy Efficiency Rebates	Consumer, Consumer Low-Income	2009	Final	ElecBallast_HighPress1000W - Corridor / Parking Area Energy Savings application - Multi-Unit Residential Building sector
1181	43	Multi-Family Energy Efficiency Rebates	Consumer, Consumer Low-Income	2009	Final	OccSen_SwitchPlate - Corridor / Parking Area Energy Savings application - Multi-Unit Residential Building sector
1182	43	Multi-Family Energy Efficiency Rebates	Consumer, Consumer Low-Income	2009	Final	OccSen_CelingMounted - Corridor / Parking Area Energy Savings application - Multi-Unit Residential Building sector
1183	43	Multi-Family Energy Efficiency Rebates	Consumer, Consumer Low-Income	2009	Final	TempControls_InSuiteHeat - Corridor / Parking Area Energy Savings application - Multi-Unit Residential Building sector
1184	43	Multi-Family Energy Efficiency Rebates	Consumer, Consumer Low-Income	2009	Final	TempControls_InSuiteCool - Corridor / Parking Area Energy Savings application - Multi-Unit Residential Building sector
1185	43	Multi-Family Energy Efficiency Rebates	Consumer, Consumer Low-Income	2009	Final	TempControls_Heat&Cool - Corridor / Parking Area Energy Savings application - Multi-Unit Residential Building sector
1186	43	Multi-Family Energy Efficiency Rebates	Consumer, Consumer Low-Income	2009	Final	ECM_AirFurnace - Corridor / Parking Area Energy Savings application - Multi-Unit Residential Building sector
1187	43	Multi-Family Energy Efficiency Rebates	Consumer, Consumer Low-Income	2009	Final	GroundSource_LowRise - Corridor / Parking Area Energy Savings application - Multi-Unit Residential Building sector
1188	43	Multi-Family Energy Efficiency Rebates	Consumer, Consumer Low-Income	2009	Final	GroundSource_HighRise - Corridor / Parking Area Energy Savings application - Multi-Unit Residential Building sector
1189	43	Multi-Family Energy Efficiency Rebates	Consumer, Consumer Low-Income	2009	Final	GroundSource_Average - Corridor / Parking Area Energy Savings application - Multi-Unit Residential Building sector
1190	43	Multi-Family Energy Efficiency Rebates	Consumer, Consumer Low-Income	2009	Final	Non-ElectricChillers - Corridor / Parking Area Energy Savings application - Multi-Unit Residential Building sector

## Measure Results at End-User Level

[illegible][illegible]

## Measure Results at End-User Level

[illegible]

## Measure Results at End-User Level

[illegible]

# OPA Conservation & Demand Management Programs

Measure Results at End-User Level

For: Province Wide

#	Initiative Number	Initiative Name	Program Name	Program Year	Results Status	#
1191	43	Multi-Family Energy Efficiency Rebates	Consumer, Consumer Low-Income	2009	Final	68
1192	43	Multi-Family Energy Efficiency Rebates	Consumer, Consumer Low-Income	2009	Final	69
1193	43	Multi-Family Energy Efficiency Rebates	Consumer, Consumer Low-Income	2009	Final	70
1194	43	Multi-Family Energy Efficiency Rebates	Consumer, Consumer Low-Income	2009	Final	71
1195	43	Multi-Family Energy Efficiency Rebates	Consumer, Consumer Low-Income	2009	Final	72
1196	43	Multi-Family Energy Efficiency Rebates	Consumer, Consumer Low-Income	2009	Final	73
1197	43	Multi-Family Energy Efficiency Rebates	Consumer, Consumer Low-Income	2009	Final	74
1198	43	Multi-Family Energy Efficiency Rebates	Consumer, Consumer Low-Income	2009	Final	75
1199	43	Multi-Family Energy Efficiency Rebates	Consumer, Consumer Low-Income	2009	Final	76
1200	43	Multi-Family Energy Efficiency Rebates	Consumer, Consumer Low-Income	2009	Final	77
1201	43	Multi-Family Energy Efficiency Rebates	Consumer, Consumer Low-Income	2009	Final	78
1202	43	Multi-Family Energy Efficiency Rebates	Consumer, Consumer Low-Income	2009	Final	79
1203	43	Multi-Family Energy Efficiency Rebates	Consumer, Consumer Low-Income	2009	Final	80
1204	43	Multi-Family Energy Efficiency Rebates	Consumer, Consumer Low-Income	2009	Final	81
1205	43	Multi-Family Energy Efficiency Rebates	Consumer, Consumer Low-Income	2009	Final	82
1206	43	Multi-Family Energy Efficiency Rebates	Consumer, Consumer Low-Income	2009	Final	83
1207	43	Multi-Family Energy Efficiency Rebates	Consumer, Consumer Low-Income	2009	Final	84
1208	43	Multi-Family Energy Efficiency Rebates	Consumer, Consumer Low-Income	2009	Final	85
1209	43	Multi-Family Energy Efficiency Rebates	Consumer, Consumer Low-Income	2009	Final	86
1210	43	Multi-Family Energy Efficiency Rebates	Consumer, Consumer Low-Income	2009	Final	87
1211	43	Multi-Family Energy Efficiency Rebates	Consumer, Consumer Low-Income	2009	Final	88
1212	43	Multi-Family Energy Efficiency Rebates	Consumer, Consumer Low-Income	2009	Final	89
1213	43	Multi-Family Energy Efficiency Rebates	Consumer, Consumer Low-Income	2009	Final	90
1214	43	Multi-Family Energy Efficiency Rebates	Consumer, Consumer Low-Income	2009	Final	91
1215	43	Multi-Family Energy Efficiency Rebates	Consumer, Consumer Low-Income	2009	Final	92
1216	43	Multi-Family Energy Efficiency Rebates	Consumer, Consumer Low-Income	2009	Final	93
1217	43	Multi-Family Energy Efficiency Rebates	Consumer, Consumer Low-Income	2009	Final	94
1218	43	Multi-Family Energy Efficiency Rebates	Consumer, Consumer Low-Income	2009	Final	95
1219	43	Multi-Family Energy Efficiency Rebates	Consumer, Consumer Low-Income	2009	Final	96
1220	43	Multi-Family Energy Efficiency Rebates	Consumer, Consumer Low-Income	2009	Final	97
1221	43	Multi-Family Energy Efficiency Rebates	Consumer, Consumer Low-Income	2009	Final	98
1222	43	Multi-Family Energy Efficiency Rebates	Consumer, Consumer Low-Income	2009	Final	99
1223	43	Multi-Family Energy Efficiency Rebates	Consumer, Consumer Low-Income	2009	Final	100
1224	43	Multi-Family Energy Efficiency Rebates	Consumer, Consumer Low-Income	2009	Final	101



# OPA Conservation & Demand Management Programs

## Measure Results at End-User Level

For: Province Wide

#	Initiative Number	Initiative Name	Program Name	Program Year	Results Status	Measure Name
1191	43	Multi-Family Energy Efficiency Rebates	Consumer, Consumer Low-Income	2009	Final	EnerStarWasher - Corridor / Parking Area Energy Savings application - Multi-Unit Residential Building sector
1192	43	Multi-Family Energy Efficiency Rebates	Consumer, Consumer Low-Income	2009	Final	NaturalGasDryer_InSuite - Corridor / Parking Area Energy Savings application - Multi-Unit Residential Building sector
1193	43	Multi-Family Energy Efficiency Rebates	Consumer, Consumer Low-Income	2009	Final	NaturalGasDryer_Common - Corridor / Parking Area Energy Savings application - Multi-Unit Residential Building sector
1194	43	Multi-Family Energy Efficiency Rebates	Consumer, Consumer Low-Income	2009	Final	EnergyStar_DishWasher - Corridor / Parking Area Energy Savings application - Multi-Unit Residential Building sector
1195	43	Multi-Family Energy Efficiency Rebates	Consumer, Consumer Low-Income	2009	Final	EnergyStar_Fridge - Corridor / Parking Area Energy Savings application - Multi-Unit Residential Building sector
1196	43	Multi-Family Energy Efficiency Rebates	Consumer, Consumer Low-Income	2009	Final	EnergyStar_CeilingFan - Corridor / Parking Area Energy Savings application - Multi-Unit Residential Building sector
1197	43	Multi-Family Energy Efficiency Rebates	Consumer, Consumer Low-Income	2009	Final	Non-ElectricWaterHeater - Corridor / Parking Area Energy Savings application - Multi-Unit Residential Building sector
1198	43	Multi-Family Energy Efficiency Rebates	Consumer, Consumer Low-Income	2009	Final	SolarHotWaterCollector - Corridor / Parking Area Energy Savings application - Multi-Unit Residential Building sector
1199	43	Multi-Family Energy Efficiency Rebates	Consumer, Consumer Low-Income	2009	Final	Non-ElectricTankHotWater - Corridor / Parking Area Energy Savings application - Multi-Unit Residential Building sector
1200	43	Multi-Family Energy Efficiency Rebates	Consumer, Consumer Low-Income	2009	Final	DrainWaterHeatRecovery - Corridor / Parking Area Energy Savings application - Multi-Unit Residential Building sector
1201	43	Multi-Family Energy Efficiency Rebates	Consumer, Consumer Low-Income	2009	Final	DomesticHotWaterRecirc - Corridor / Parking Area Energy Savings application - Multi-Unit Residential Building sector
1202	43	Multi-Family Energy Efficiency Rebates	Consumer, Consumer Low-Income	2009	Final	EnergyStarExitSigns - Suite Savings application - Multi-Unit Residential Building sector
1203	43	Multi-Family Energy Efficiency Rebates	Consumer, Consumer Low-Income	2009	Final	FridgeLEDStripLight - Suite Savings application - Multi-Unit Residential Building sector
1204	43	Multi-Family Energy Efficiency Rebates	Consumer, Consumer Low-Income	2009	Final	NonDimmCFLsScrew_In - Suite Savings application - Multi-Unit Residential Building sector
1205	43	Multi-Family Energy Efficiency Rebates	Consumer, Consumer Low-Income	2009	Final	NonDimmCFLs_par11W - Suite Savings application - Multi-Unit Residential Building sector
1206	43	Multi-Family Energy Efficiency Rebates	Consumer, Consumer Low-Income	2009	Final	NonDimmCFLs_par12-20W - Suite Savings application - Multi-Unit Residential Building sector
1207	43	Multi-Family Energy Efficiency Rebates	Consumer, Consumer Low-Income	2009	Final	NonDimmCFLs_par20+W - Suite Savings application - Multi-Unit Residential Building sector
1208	43	Multi-Family Energy Efficiency Rebates	Consumer, Consumer Low-Income	2009	Final	Dimm&NonDimmCFL2-pin14W- - Suite Savings application - Multi-Unit Residential Building sector
1209	43	Multi-Family Energy Efficiency Rebates	Consumer, Consumer Low-Income	2009	Final	Dimm&NonDimmCFL2-pin26W- - Suite Savings application - Multi-Unit Residential Building sector
1210	43	Multi-Family Energy Efficiency Rebates	Consumer, Consumer Low-Income	2009	Final	Dimm&NonDimmCFL2-pin39W- - Suite Savings application - Multi-Unit Residential Building sector
1211	43	Multi-Family Energy Efficiency Rebates	Consumer, Consumer Low-Income	2009	Final	Dimm&NonDimmCFL4-pin14W- - Suite Savings application - Multi-Unit Residential Building sector
1212	43	Multi-Family Energy Efficiency Rebates	Consumer, Consumer Low-Income	2009	Final	Dimm&NonDimmCFL4-pin26W- - Suite Savings application - Multi-Unit Residential Building sector
1213	43	Multi-Family Energy Efficiency Rebates	Consumer, Consumer Low-Income	2009	Final	Dimm&NonDimmCFL4-pin39W- - Suite Savings application - Multi-Unit Residential Building sector
1214	43	Multi-Family Energy Efficiency Rebates	Consumer, Consumer Low-Income	2009	Final	DimmCFLs_0-16W - Suite Savings application - Multi-Unit Residential Building sector
1215	43	Multi-Family Energy Efficiency Rebates	Consumer, Consumer Low-Income	2009	Final	DimmCFLs_17-20W - Suite Savings application - Multi-Unit Residential Building sector
1216	43	Multi-Family Energy Efficiency Rebates	Consumer, Consumer Low-Income	2009	Final	DimmCFLs_21+W - Suite Savings application - Multi-Unit Residential Building sector
1217	43	Multi-Family Energy Efficiency Rebates	Consumer, Consumer Low-Income	2009	Final	StandardT8_Single - Suite Savings application - Multi-Unit Residential Building sector
1218	43	Multi-Family Energy Efficiency Rebates	Consumer, Consumer Low-Income	2009	Final	StandardT8_Two - Suite Savings application - Multi-Unit Residential Building sector
1219	43	Multi-Family Energy Efficiency Rebates	Consumer, Consumer Low-Income	2009	Final	StandardT8_Three - Suite Savings application - Multi-Unit Residential Building sector
1220	43	Multi-Family Energy Efficiency Rebates	Consumer, Consumer Low-Income	2009	Final	StandardT8_Four - Suite Savings application - Multi-Unit Residential Building sector
1221	43	Multi-Family Energy Efficiency Rebates	Consumer, Consumer Low-Income	2009	Final	RWHighT8Fixtures_Single - Suite Savings application - Multi-Unit Residential Building sector
1222	43	Multi-Family Energy Efficiency Rebates	Consumer, Consumer Low-Income	2009	Final	RWHighT8Fixtures_Two - Suite Savings application - Multi-Unit Residential Building sector
1223	43	Multi-Family Energy Efficiency Rebates	Consumer, Consumer Low-Income	2009	Final	RWHighT8Fixtures_Three - Suite Savings application - Multi-Unit Residential Building sector
1224	43	Multi-Family Energy Efficiency Rebates	Consumer, Consumer Low-Income	2009	Final	RWHighT8Fixtures_Four - Suite Savings application - Multi-Unit Residential Building sector



## Measure Results at End-User Level

[illegible][illegible]

## Measure Results at End-User Level

[illegible]

## Measure Results at End-User Level

[illegible]

# OPA Conservation & Demand Management Programs

Measure Results at End-User Level

For: Province Wide

#	Initiative Number	Initiative Name	Program Name	Program Year	Results Status	#
1225	43	Multi-Family Energy Efficiency Rebates	Consumer, Consumer Low-Income	2009	Final	102
1226	43	Multi-Family Energy Efficiency Rebates	Consumer, Consumer Low-Income	2009	Final	103
1227	43	Multi-Family Energy Efficiency Rebates	Consumer, Consumer Low-Income	2009	Final	104
1228	43	Multi-Family Energy Efficiency Rebates	Consumer, Consumer Low-Income	2009	Final	105
1229	43	Multi-Family Energy Efficiency Rebates	Consumer, Consumer Low-Income	2009	Final	106
1230	43	Multi-Family Energy Efficiency Rebates	Consumer, Consumer Low-Income	2009	Final	107
1231	43	Multi-Family Energy Efficiency Rebates	Consumer, Consumer Low-Income	2009	Final	108
1232	43	Multi-Family Energy Efficiency Rebates	Consumer, Consumer Low-Income	2009	Final	109
1233	43	Multi-Family Energy Efficiency Rebates	Consumer, Consumer Low-Income	2009	Final	110
1234	43	Multi-Family Energy Efficiency Rebates	Consumer, Consumer Low-Income	2009	Final	111
1235	43	Multi-Family Energy Efficiency Rebates	Consumer, Consumer Low-Income	2009	Final	112
1236	43	Multi-Family Energy Efficiency Rebates	Consumer, Consumer Low-Income	2009	Final	113
1237	43	Multi-Family Energy Efficiency Rebates	Consumer, Consumer Low-Income	2009	Final	114
1238	43	Multi-Family Energy Efficiency Rebates	Consumer, Consumer Low-Income	2009	Final	115
1239	43	Multi-Family Energy Efficiency Rebates	Consumer, Consumer Low-Income	2009	Final	116
1240	43	Multi-Family Energy Efficiency Rebates	Consumer, Consumer Low-Income	2009	Final	117
1241	43	Multi-Family Energy Efficiency Rebates	Consumer, Consumer Low-Income	2009	Final	118
1242	43	Multi-Family Energy Efficiency Rebates	Consumer, Consumer Low-Income	2009	Final	119
1243	43	Multi-Family Energy Efficiency Rebates	Consumer, Consumer Low-Income	2009	Final	120
1244	43	Multi-Family Energy Efficiency Rebates	Consumer, Consumer Low-Income	2009	Final	121
1245	43	Multi-Family Energy Efficiency Rebates	Consumer, Consumer Low-Income	2009	Final	122
1246	43	Multi-Family Energy Efficiency Rebates	Consumer, Consumer Low-Income	2009	Final	123
1247	43	Multi-Family Energy Efficiency Rebates	Consumer, Consumer Low-Income	2009	Final	124
1248	43	Multi-Family Energy Efficiency Rebates	Consumer, Consumer Low-Income	2009	Final	125
1249	43	Multi-Family Energy Efficiency Rebates	Consumer, Consumer Low-Income	2009	Final	126
1250	43	Multi-Family Energy Efficiency Rebates	Consumer, Consumer Low-Income	2009	Final	127
1251	43	Multi-Family Energy Efficiency Rebates	Consumer, Consumer Low-Income	2009	Final	128
1252	43	Multi-Family Energy Efficiency Rebates	Consumer, Consumer Low-Income	2009	Final	129
1253	43	Multi-Family Energy Efficiency Rebates	Consumer, Consumer Low-Income	2009	Final	130
1254	43	Multi-Family Energy Efficiency Rebates	Consumer, Consumer Low-Income	2009	Final	131
1255	43	Multi-Family Energy Efficiency Rebates	Consumer, Consumer Low-Income	2009	Final	132
1256	43	Multi-Family Energy Efficiency Rebates	Consumer, Consumer Low-Income	2009	Final	133
1257	43	Multi-Family Energy Efficiency Rebates	Consumer, Consumer Low-Income	2009	Final	134
1258	43	Multi-Family Energy Efficiency Rebates	Consumer, Consumer Low-Income	2009	Final	135

# OPA Conservation & Demand Management Programs

## Measure Results at End-User Level

For: Province Wide

#	Initiative Number	Initiative Name	Program Name	Program Year	Results Status	Measure Name
1225	43	Multi-Family Energy Efficiency Rebates	Consumer, Consumer Low-Income	2009	Final	StdMedBayT8_Four - Suite Savings application - Multi-Unit Residential Building sector
1226	43	Multi-Family Energy Efficiency Rebates	Consumer, Consumer Low-Income	2009	Final	MedBayT8_Six - Suite Savings application - Multi-Unit Residential Building sector
1227	43	Multi-Family Energy Efficiency Rebates	Consumer, Consumer Low-Income	2009	Final	MedBayT8_Eight - Suite Savings application - Multi-Unit Residential Building sector
1228	43	Multi-Family Energy Efficiency Rebates	Consumer, Consumer Low-Income	2009	Final	HighMedBayT8_Four - Suite Savings application - Multi-Unit Residential Building sector
1229	43	Multi-Family Energy Efficiency Rebates	Consumer, Consumer Low-Income	2009	Final	HighMedBayT8_Six - Suite Savings application - Multi-Unit Residential Building sector
1230	43	Multi-Family Energy Efficiency Rebates	Consumer, Consumer Low-Income	2009	Final	HighMedBayT8_Eight - Suite Savings application - Multi-Unit Residential Building sector
1231	43	Multi-Family Energy Efficiency Rebates	Consumer, Consumer Low-Income	2009	Final	T5Fixture_1Lamp - Suite Savings application - Multi-Unit Residential Building sector
1232	43	Multi-Family Energy Efficiency Rebates	Consumer, Consumer Low-Income	2009	Final	T5Fixture_2Lamps - Suite Savings application - Multi-Unit Residential Building sector
1233	43	Multi-Family Energy Efficiency Rebates	Consumer, Consumer Low-Income	2009	Final	T5Fixture_3Lamps - Suite Savings application - Multi-Unit Residential Building sector
1234	43	Multi-Family Energy Efficiency Rebates	Consumer, Consumer Low-Income	2009	Final	T5Fixture_HO1Lamp - Suite Savings application - Multi-Unit Residential Building sector
1235	43	Multi-Family Energy Efficiency Rebates	Consumer, Consumer Low-Income	2009	Final	T5Fixture_HO2Lamp - Suite Savings application - Multi-Unit Residential Building sector
1236	43	Multi-Family Energy Efficiency Rebates	Consumer, Consumer Low-Income	2009	Final	T5MedHighFixture_4Lamp - Suite Savings application - Multi-Unit Residential Building sector
1237	43	Multi-Family Energy Efficiency Rebates	Consumer, Consumer Low-Income	2009	Final	T5MedHighFixture_6Lamp - Suite Savings application - Multi-Unit Residential Building sector
1238	43	Multi-Family Energy Efficiency Rebates	Consumer, Consumer Low-Income	2009	Final	T5MedHighFixture_8Lamp - Suite Savings application - Multi-Unit Residential Building sector
1239	43	Multi-Family Energy Efficiency Rebates	Consumer, Consumer Low-Income	2009	Final	T5MedHighFixture_10Lamp - Suite Savings application - Multi-Unit Residential Building sector
1240	43	Multi-Family Energy Efficiency Rebates	Consumer, Consumer Low-Income	2009	Final	T5MedHighFixture_12Lamp - Suite Savings application - Multi-Unit Residential Building sector
1241	43	Multi-Family Energy Efficiency Rebates	Consumer, Consumer Low-Income	2009	Final	PulseStart_MetalHalide - Suite Savings application - Multi-Unit Residential Building sector
1242	43	Multi-Family Energy Efficiency Rebates	Consumer, Consumer Low-Income	2009	Final	InfraredHalogen_25W - Suite Savings application - Multi-Unit Residential Building sector
1243	43	Multi-Family Energy Efficiency Rebates	Consumer, Consumer Low-Income	2009	Final	InfraredHalogen_26-35W - Suite Savings application - Multi-Unit Residential Building sector
1244	43	Multi-Family Energy Efficiency Rebates	Consumer, Consumer Low-Income	2009	Final	InfraredHalogen_36-48W - Suite Savings application - Multi-Unit Residential Building sector
1245	43	Multi-Family Energy Efficiency Rebates	Consumer, Consumer Low-Income	2009	Final	InfraredHalogen_49-60W - Suite Savings application - Multi-Unit Residential Building sector
1246	43	Multi-Family Energy Efficiency Rebates	Consumer, Consumer Low-Income	2009	Final	Self-BallastedMetalHalide120W - Suite Savings application - Multi-Unit Residential Building sector
1247	43	Multi-Family Energy Efficiency Rebates	Consumer, Consumer Low-Income	2009	Final	Self-BallastedMetalHalide50W - Suite Savings application - Multi-Unit Residential Building sector
1248	43	Multi-Family Energy Efficiency Rebates	Consumer, Consumer Low-Income	2009	Final	MetalHalide_150W - Suite Savings application - Multi-Unit Residential Building sector
1249	43	Multi-Family Energy Efficiency Rebates	Consumer, Consumer Low-Income	2009	Final	MetalHalide_360W - Suite Savings application - Multi-Unit Residential Building sector
1250	43	Multi-Family Energy Efficiency Rebates	Consumer, Consumer Low-Income	2009	Final	HighPressure_225W - Suite Savings application - Multi-Unit Residential Building sector
1251	43	Multi-Family Energy Efficiency Rebates	Consumer, Consumer Low-Income	2009	Final	ElecBallast_MetalHde200-W - Suite Savings application - Multi-Unit Residential Building sector
1252	43	Multi-Family Energy Efficiency Rebates	Consumer, Consumer Low-Income	2009	Final	ElecBallast_MetalHde250-360W - Suite Savings application - Multi-Unit Residential Building sector
1253	43	Multi-Family Energy Efficiency Rebates	Consumer, Consumer Low-Income	2009	Final	ElecBallast_MetalHde400+W - Suite Savings application - Multi-Unit Residential Building sector
1254	43	Multi-Family Energy Efficiency Rebates	Consumer, Consumer Low-Income	2009	Final	ElecBallast_HighPress200-W - Suite Savings application - Multi-Unit Residential Building sector
1255	43	Multi-Family Energy Efficiency Rebates	Consumer, Consumer Low-Income	2009	Final	ElecBallast_HighPress250W - Suite Savings application - Multi-Unit Residential Building sector
1256	43	Multi-Family Energy Efficiency Rebates	Consumer, Consumer Low-Income	2009	Final	ElecBallast_HighPress400W - Suite Savings application - Multi-Unit Residential Building sector
1257	43	Multi-Family Energy Efficiency Rebates	Consumer, Consumer Low-Income	2009	Final	ElecBallast_HighPress600W - Suite Savings application - Multi-Unit Residential Building sector
1258	43	Multi-Family Energy Efficiency Rebates	Consumer, Consumer Low-Income	2009	Final	ElecBallast_HighPress1000W - Suite Savings application - Multi-Unit Residential Building sector



## Measure Results at End-User Level

[illegible][illegible]



## Measure Results at End-User Level

[illegible]

## Measure Results at End-User Level

[illegible]

OPA Conservation & Demand Management Programs

Measure Results at End-User Level

For: Province Wide

#	Initiative Number	Initiative Name	Program Name	Program Year	Results Status	#
1259	43	Multi-Family Energy Efficiency Rebates	Consumer, Consumer Low-Income	2009	Final	136
1260	43	Multi-Family Energy Efficiency Rebates	Consumer, Consumer Low-Income	2009	Final	137
1261	43	Multi-Family Energy Efficiency Rebates	Consumer, Consumer Low-Income	2009	Final	138
1262	43	Multi-Family Energy Efficiency Rebates	Consumer, Consumer Low-Income	2009	Final	139
1263	43	Multi-Family Energy Efficiency Rebates	Consumer, Consumer Low-Income	2009	Final	140
1264	43	Multi-Family Energy Efficiency Rebates	Consumer, Consumer Low-Income	2009	Final	141
1265	43	Multi-Family Energy Efficiency Rebates	Consumer, Consumer Low-Income	2009	Final	142
1266	43	Multi-Family Energy Efficiency Rebates	Consumer, Consumer Low-Income	2009	Final	143
1267	43	Multi-Family Energy Efficiency Rebates	Consumer, Consumer Low-Income	2009	Final	144
1268	43	Multi-Family Energy Efficiency Rebates	Consumer, Consumer Low-Income	2009	Final	145
1269	43	Multi-Family Energy Efficiency Rebates	Consumer, Consumer Low-Income	2009	Final	146
1270	43	Multi-Family Energy Efficiency Rebates	Consumer, Consumer Low-Income	2009	Final	147
1271	43	Multi-Family Energy Efficiency Rebates	Consumer, Consumer Low-Income	2009	Final	148
1272	43	Multi-Family Energy Efficiency Rebates	Consumer, Consumer Low-Income	2009	Final	149
1273	43	Multi-Family Energy Efficiency Rebates	Consumer, Consumer Low-Income	2009	Final	150
1274	43	Multi-Family Energy Efficiency Rebates	Consumer, Consumer Low-Income	2009	Final	151
1275	43	Multi-Family Energy Efficiency Rebates	Consumer, Consumer Low-Income	2009	Final	152
1276	43	Multi-Family Energy Efficiency Rebates	Consumer, Consumer Low-Income	2009	Final	153
1277	43	Multi-Family Energy Efficiency Rebates	Consumer, Consumer Low-Income	2009	Final	154
1278	43	Multi-Family Energy Efficiency Rebates	Consumer, Consumer Low-Income	2009	Final	155
1279	43	Multi-Family Energy Efficiency Rebates	Consumer, Consumer Low-Income	2009	Final	156
1280	43	Multi-Family Energy Efficiency Rebates	Consumer, Consumer Low-Income	2009	Final	157
1281	43	Multi-Family Energy Efficiency Rebates	Consumer, Consumer Low-Income	2009	Final	158
1282	43	Multi-Family Energy Efficiency Rebates	Consumer, Consumer Low-Income	2009	Final	159
1283	43	Multi-Family Energy Efficiency Rebates	Consumer, Consumer Low-Income	2009	Final	160
1284	43	Multi-Family Energy Efficiency Rebates	Consumer, Consumer Low-Income	2009	Final	161
1285	43	Multi-Family Energy Efficiency Rebates	Consumer, Consumer Low-Income	2009	Final	162
1286	43	Multi-Family Energy Efficiency Rebates	Consumer, Consumer Low-Income	2009	Final	163
1287	43	Multi-Family Energy Efficiency Rebates	Consumer, Consumer Low-Income	2009	Final	164
1288	43	Multi-Family Energy Efficiency Rebates	Consumer, Consumer Low-Income	2009	Final	165
1289	43	Multi-Family Energy Efficiency Rebates	Consumer, Consumer Low-Income	2009	Final	166
1290	43	Multi-Family Energy Efficiency Rebates	Consumer, Consumer Low-Income	2009	Final	167
1291	43	Multi-Family Energy Efficiency Rebates	Consumer, Consumer Low-Income	2009	Final	168
1292	43	Multi-Family Energy Efficiency Rebates	Consumer, Consumer Low-Income	2009	Final	169

# OPA Conservation & Demand Management Programs

## Measure Results at End-User Level

For: Province Wide

#	Initiative Number	Initiative Name	Program Name	Program Year	Results Status	Measure Name
1259	43	Multi-Family Energy Efficiency Rebates	Consumer, Consumer Low-Income	2009	Final	OccSen_SwitchPlate - Suite Savings application - Multi-Unit Residential Building sector
1260	43	Multi-Family Energy Efficiency Rebates	Consumer, Consumer Low-Income	2009	Final	OccSen_CelingMounted - Suite Savings application - Multi-Unit Residential Building sector
1261	43	Multi-Family Energy Efficiency Rebates	Consumer, Consumer Low-Income	2009	Final	TempControls_InSuiteHeat - Suite Savings application - Multi-Unit Residential Building sector
1262	43	Multi-Family Energy Efficiency Rebates	Consumer, Consumer Low-Income	2009	Final	TempControls_InSuiteCool - Suite Savings application - Multi-Unit Residential Building sector
1263	43	Multi-Family Energy Efficiency Rebates	Consumer, Consumer Low-Income	2009	Final	TempControls_Heat&Cool - Suite Savings application - Multi-Unit Residential Building sector
1264	43	Multi-Family Energy Efficiency Rebates	Consumer, Consumer Low-Income	2009	Final	ECM_AirFurnace - Suite Savings application - Multi-Unit Residential Building sector
1265	43	Multi-Family Energy Efficiency Rebates	Consumer, Consumer Low-Income	2009	Final	GroundSource_LowRise - Suite Savings application - Multi-Unit Residential Building sector
1266	43	Multi-Family Energy Efficiency Rebates	Consumer, Consumer Low-Income	2009	Final	GroundSource_HighRise - Suite Savings application - Multi-Unit Residential Building sector
1267	43	Multi-Family Energy Efficiency Rebates	Consumer, Consumer Low-Income	2009	Final	GroundSource_Average - Suite Savings application - Multi-Unit Residential Building sector
1268	43	Multi-Family Energy Efficiency Rebates	Consumer, Consumer Low-Income	2009	Final	Non-ElectricChillers - Suite Savings application - Multi-Unit Residential Building sector
1269	43	Multi-Family Energy Efficiency Rebates	Consumer, Consumer Low-Income	2009	Final	EnerStarWasher - Suite Savings application - Multi-Unit Residential Building sector
1270	43	Multi-Family Energy Efficiency Rebates	Consumer, Consumer Low-Income	2009	Final	NaturalGasDryer_InSuite - Suite Savings application - Multi-Unit Residential Building sector
1271	43	Multi-Family Energy Efficiency Rebates	Consumer, Consumer Low-Income	2009	Final	NaturalGasDryer_Common - Suite Savings application - Multi-Unit Residential Building sector
1272	43	Multi-Family Energy Efficiency Rebates	Consumer, Consumer Low-Income	2009	Final	EnergyStar_DishWasher - Suite Savings application - Multi-Unit Residential Building sector
1273	43	Multi-Family Energy Efficiency Rebates	Consumer, Consumer Low-Income	2009	Final	EnergyStar_Fridge - Suite Savings application - Multi-Unit Residential Building sector
1274	43	Multi-Family Energy Efficiency Rebates	Consumer, Consumer Low-Income	2009	Final	EnergyStar_CeilingFan - Suite Savings application - Multi-Unit Residential Building sector
1275	43	Multi-Family Energy Efficiency Rebates	Consumer, Consumer Low-Income	2009	Final	Non-ElectricWaterHeater - Suite Savings application - Multi-Unit Residential Building sector
1276	43	Multi-Family Energy Efficiency Rebates	Consumer, Consumer Low-Income	2009	Final	SolarHotWaterCollector - Suite Savings application - Multi-Unit Residential Building sector
1277	43	Multi-Family Energy Efficiency Rebates	Consumer, Consumer Low-Income	2009	Final	Non-ElectricTankHotWater - Suite Savings application - Multi-Unit Residential Building sector
1278	43	Multi-Family Energy Efficiency Rebates	Consumer, Consumer Low-Income	2009	Final	DrainWaterHeatRecovery - Suite Savings application - Multi-Unit Residential Building sector
1279	43	Multi-Family Energy Efficiency Rebates	Consumer, Consumer Low-Income	2009	Final	DomesticHotWaterRecirc - Suite Savings application - Multi-Unit Residential Building sector
1280	43	Multi-Family Energy Efficiency Rebates	Consumer, Consumer Low-Income	2009	Final	EnergyStarExitSigns - Retail / Common Area Savings application - Multi-Unit Residential Building sector
1281	43	Multi-Family Energy Efficiency Rebates	Consumer, Consumer Low-Income	2009	Final	FridgeLEDStripLight - Retail / Common Area Savings application - Multi-Unit Residential Building sector
1282	43	Multi-Family Energy Efficiency Rebates	Consumer, Consumer Low-Income	2009	Final	NonDimmCFLsScrew_In - Retail / Common Area Savings application - Multi-Unit Residential Building sector
1283	43	Multi-Family Energy Efficiency Rebates	Consumer, Consumer Low-Income	2009	Final	NonDimmCFLs_par11W - Retail / Common Area Savings application - Multi-Unit Residential Building sector
1284	43	Multi-Family Energy Efficiency Rebates	Consumer, Consumer Low-Income	2009	Final	NonDimmCFLs_par12-20W - Retail / Common Area Savings application - Multi-Unit Residential Building sector
1285	43	Multi-Family Energy Efficiency Rebates	Consumer, Consumer Low-Income	2009	Final	NonDimmCFLs_par20+W - Retail / Common Area Savings application - Multi-Unit Residential Building sector
1286	43	Multi-Family Energy Efficiency Rebates	Consumer, Consumer Low-Income	2009	Final	Dimm&NonDimmCFL2-pin14W- - Retail / Common Area Savings application - Multi-Unit Residential Building sector
1287	43	Multi-Family Energy Efficiency Rebates	Consumer, Consumer Low-Income	2009	Final	Dimm&NonDimmCFL2-pin26W- - Retail / Common Area Savings application - Multi-Unit Residential Building sector
1288	43	Multi-Family Energy Efficiency Rebates	Consumer, Consumer Low-Income	2009	Final	Dimm&NonDimmCFL2-pin39W- - Retail / Common Area Savings application - Multi-Unit Residential Building sector
1289	43	Multi-Family Energy Efficiency Rebates	Consumer, Consumer Low-Income	2009	Final	Dimm&NonDimmCFL4-pin14W- - Retail / Common Area Savings application - Multi-Unit Residential Building sector
1290	43	Multi-Family Energy Efficiency Rebates	Consumer, Consumer Low-Income	2009	Final	Dimm&NonDimmCFL4-pin26W- - Retail / Common Area Savings application - Multi-Unit Residential Building sector
1291	43	Multi-Family Energy Efficiency Rebates	Consumer, Consumer Low-Income	2009	Final	Dimm&NonDimmCFL4-pin39W- - Retail / Common Area Savings application - Multi-Unit Residential Building sector
1292	43	Multi-Family Energy Efficiency Rebates	Consumer, Consumer Low-Income	2009	Final	DimmCFLs_0-16W - Retail / Common Area Savings application - Multi-Unit Residential Building sector

## Measure Results at End-User Level

[illegible][illegible]



## Measure Results at End-User Level

[illegible]



## Measure Results at End-User Level

[illegible]

OPA Conservation & Demand Management Programs

Measure Results at End-User Level

For: Province Wide

#	Initiative Number	Initiative Name	Program Name	Program Year	Results Status	#
1293	43	Multi-Family Energy Efficiency Rebates	Consumer, Consumer Low-Income	2009	Final	170
1294	43	Multi-Family Energy Efficiency Rebates	Consumer, Consumer Low-Income	2009	Final	171
1295	43	Multi-Family Energy Efficiency Rebates	Consumer, Consumer Low-Income	2009	Final	172
1296	43	Multi-Family Energy Efficiency Rebates	Consumer, Consumer Low-Income	2009	Final	173
1297	43	Multi-Family Energy Efficiency Rebates	Consumer, Consumer Low-Income	2009	Final	174
1298	43	Multi-Family Energy Efficiency Rebates	Consumer, Consumer Low-Income	2009	Final	175
1299	43	Multi-Family Energy Efficiency Rebates	Consumer, Consumer Low-Income	2009	Final	176
1300	43	Multi-Family Energy Efficiency Rebates	Consumer, Consumer Low-Income	2009	Final	177
1301	43	Multi-Family Energy Efficiency Rebates	Consumer, Consumer Low-Income	2009	Final	178
1302	43	Multi-Family Energy Efficiency Rebates	Consumer, Consumer Low-Income	2009	Final	179
1303	43	Multi-Family Energy Efficiency Rebates	Consumer, Consumer Low-Income	2009	Final	180
1304	43	Multi-Family Energy Efficiency Rebates	Consumer, Consumer Low-Income	2009	Final	181
1305	43	Multi-Family Energy Efficiency Rebates	Consumer, Consumer Low-Income	2009	Final	182
1306	43	Multi-Family Energy Efficiency Rebates	Consumer, Consumer Low-Income	2009	Final	183
1307	43	Multi-Family Energy Efficiency Rebates	Consumer, Consumer Low-Income	2009	Final	184
1308	43	Multi-Family Energy Efficiency Rebates	Consumer, Consumer Low-Income	2009	Final	185
1309	43	Multi-Family Energy Efficiency Rebates	Consumer, Consumer Low-Income	2009	Final	186
1310	43	Multi-Family Energy Efficiency Rebates	Consumer, Consumer Low-Income	2009	Final	187
1311	43	Multi-Family Energy Efficiency Rebates	Consumer, Consumer Low-Income	2009	Final	188
1312	43	Multi-Family Energy Efficiency Rebates	Consumer, Consumer Low-Income	2009	Final	189
1313	43	Multi-Family Energy Efficiency Rebates	Consumer, Consumer Low-Income	2009	Final	190
1314	43	Multi-Family Energy Efficiency Rebates	Consumer, Consumer Low-Income	2009	Final	191
1315	43	Multi-Family Energy Efficiency Rebates	Consumer, Consumer Low-Income	2009	Final	192
1316	43	Multi-Family Energy Efficiency Rebates	Consumer, Consumer Low-Income	2009	Final	193
1317	43	Multi-Family Energy Efficiency Rebates	Consumer, Consumer Low-Income	2009	Final	194
1318	43	Multi-Family Energy Efficiency Rebates	Consumer, Consumer Low-Income	2009	Final	195
1319	43	Multi-Family Energy Efficiency Rebates	Consumer, Consumer Low-Income	2009	Final	196
1320	43	Multi-Family Energy Efficiency Rebates	Consumer, Consumer Low-Income	2009	Final	197
1321	43	Multi-Family Energy Efficiency Rebates	Consumer, Consumer Low-Income	2009	Final	198
1322	43	Multi-Family Energy Efficiency Rebates	Consumer, Consumer Low-Income	2009	Final	199
1323	43	Multi-Family Energy Efficiency Rebates	Consumer, Consumer Low-Income	2009	Final	200
1324	43	Multi-Family Energy Efficiency Rebates	Consumer, Consumer Low-Income	2009	Final	201
1325	43	Multi-Family Energy Efficiency Rebates	Consumer, Consumer Low-Income	2009	Final	202
1326	43	Multi-Family Energy Efficiency Rebates	Consumer, Consumer Low-Income	2009	Final	203

# OPA Conservation & Demand Management Programs

## Measure Results at End-User Level

For: Province Wide

#	Initiative Number	Initiative Name	Program Name	Program Year	Results Status	Measure Name
1293	43	Multi-Family Energy Efficiency Rebates	Consumer, Consumer Low-Income	2009	Final	DimmCFLs_17-20W - Retail / Common Area Savings application - Multi-Unit Residential Building sector
1294	43	Multi-Family Energy Efficiency Rebates	Consumer, Consumer Low-Income	2009	Final	DimmCFLs_21+W - Retail / Common Area Savings application - Multi-Unit Residential Building sector
1295	43	Multi-Family Energy Efficiency Rebates	Consumer, Consumer Low-Income	2009	Final	StandardT8_Single - Retail / Common Area Savings application - Multi-Unit Residential Building sector
1296	43	Multi-Family Energy Efficiency Rebates	Consumer, Consumer Low-Income	2009	Final	StandardT8_Two - Retail / Common Area Savings application - Multi-Unit Residential Building sector
1297	43	Multi-Family Energy Efficiency Rebates	Consumer, Consumer Low-Income	2009	Final	StandardT8_Three - Retail / Common Area Savings application - Multi-Unit Residential Building sector
1298	43	Multi-Family Energy Efficiency Rebates	Consumer, Consumer Low-Income	2009	Final	StandardT8_Four - Retail / Common Area Savings application - Multi-Unit Residential Building sector
1299	43	Multi-Family Energy Efficiency Rebates	Consumer, Consumer Low-Income	2009	Final	RWHighT8Fixtures_Single - Retail / Common Area Savings application - Multi-Unit Residential Building sector
1300	43	Multi-Family Energy Efficiency Rebates	Consumer, Consumer Low-Income	2009	Final	RWHighT8Fixtures_Two - Retail / Common Area Savings application - Multi-Unit Residential Building sector
1301	43	Multi-Family Energy Efficiency Rebates	Consumer, Consumer Low-Income	2009	Final	RWHighT8Fixtures_Three - Retail / Common Area Savings application - Multi-Unit Residential Building sector
1302	43	Multi-Family Energy Efficiency Rebates	Consumer, Consumer Low-Income	2009	Final	RWHighT8Fixtures_Four - Retail / Common Area Savings application - Multi-Unit Residential Building sector
1303	43	Multi-Family Energy Efficiency Rebates	Consumer, Consumer Low-Income	2009	Final	StdMedBayT8_Four - Retail / Common Area Savings application - Multi-Unit Residential Building sector
1304	43	Multi-Family Energy Efficiency Rebates	Consumer, Consumer Low-Income	2009	Final	MedBayT8_Six - Retail / Common Area Savings application - Multi-Unit Residential Building sector
1305	43	Multi-Family Energy Efficiency Rebates	Consumer, Consumer Low-Income	2009	Final	MedBayT8_Eight - Retail / Common Area Savings application - Multi-Unit Residential Building sector
1306	43	Multi-Family Energy Efficiency Rebates	Consumer, Consumer Low-Income	2009	Final	HighMedBayT8_Four - Retail / Common Area Savings application - Multi-Unit Residential Building sector
1307	43	Multi-Family Energy Efficiency Rebates	Consumer, Consumer Low-Income	2009	Final	HighMedBayT8_Six - Retail / Common Area Savings application - Multi-Unit Residential Building sector
1308	43	Multi-Family Energy Efficiency Rebates	Consumer, Consumer Low-Income	2009	Final	HighMedBayT8_Eight - Retail / Common Area Savings application - Multi-Unit Residential Building sector
1309	43	Multi-Family Energy Efficiency Rebates	Consumer, Consumer Low-Income	2009	Final	T5Fixture_1Lamp - Retail / Common Area Savings application - Multi-Unit Residential Building sector
1310	43	Multi-Family Energy Efficiency Rebates	Consumer, Consumer Low-Income	2009	Final	T5Fixture_2Lamps - Retail / Common Area Savings application - Multi-Unit Residential Building sector
1311	43	Multi-Family Energy Efficiency Rebates	Consumer, Consumer Low-Income	2009	Final	T5Fixture_3Lamps - Retail / Common Area Savings application - Multi-Unit Residential Building sector
1312	43	Multi-Family Energy Efficiency Rebates	Consumer, Consumer Low-Income	2009	Final	T5Fixture_HO1Lamp - Retail / Common Area Savings application - Multi-Unit Residential Building sector
1313	43	Multi-Family Energy Efficiency Rebates	Consumer, Consumer Low-Income	2009	Final	T5Fixture_HO2Lamp - Retail / Common Area Savings application - Multi-Unit Residential Building sector
1314	43	Multi-Family Energy Efficiency Rebates	Consumer, Consumer Low-Income	2009	Final	T5MedHighFixture_4Lamp - Retail / Common Area Savings application - Multi-Unit Residential Building sector
1315	43	Multi-Family Energy Efficiency Rebates	Consumer, Consumer Low-Income	2009	Final	T5MedHighFixture_6Lamp - Retail / Common Area Savings application - Multi-Unit Residential Building sector
1316	43	Multi-Family Energy Efficiency Rebates	Consumer, Consumer Low-Income	2009	Final	T5MedHighFixture_8Lamp - Retail / Common Area Savings application - Multi-Unit Residential Building sector
1317	43	Multi-Family Energy Efficiency Rebates	Consumer, Consumer Low-Income	2009	Final	T5MedHighFixture_10Lamp - Retail / Common Area Savings application - Multi-Unit Residential Building sector
1318	43	Multi-Family Energy Efficiency Rebates	Consumer, Consumer Low-Income	2009	Final	T5MedHighFixture_12Lamp - Retail / Common Area Savings application - Multi-Unit Residential Building sector
1319	43	Multi-Family Energy Efficiency Rebates	Consumer, Consumer Low-Income	2009	Final	PulseStart_MetalHalide - Retail / Common Area Savings application - Multi-Unit Residential Building sector
1320	43	Multi-Family Energy Efficiency Rebates	Consumer, Consumer Low-Income	2009	Final	InfraredHalogen_25W- - Retail / Common Area Savings application - Multi-Unit Residential Building sector
1321	43	Multi-Family Energy Efficiency Rebates	Consumer, Consumer Low-Income	2009	Final	InfraredHalogen_26-35W - Retail / Common Area Savings application - Multi-Unit Residential Building sector
1322	43	Multi-Family Energy Efficiency Rebates	Consumer, Consumer Low-Income	2009	Final	InfraredHalogen_36-48W - Retail / Common Area Savings application - Multi-Unit Residential Building sector
1323	43	Multi-Family Energy Efficiency Rebates	Consumer, Consumer Low-Income	2009	Final	InfraredHalogen_49-60W - Retail / Common Area Savings application - Multi-Unit Residential Building sector
1324	43	Multi-Family Energy Efficiency Rebates	Consumer, Consumer Low-Income	2009	Final	Self-BallastedMetalHalide120W - Retail / Common Area Savings application - Multi-Unit Residential Building sector
1325	43	Multi-Family Energy Efficiency Rebates	Consumer, Consumer Low-Income	2009	Final	Self-BallastedMetalHalide50W - Retail / Common Area Savings application - Multi-Unit Residential Building sector
1326	43	Multi-Family Energy Efficiency Rebates	Consumer, Consumer Low-Income	2009	Final	MetalHalide_150W - Retail / Common Area Savings application - Multi-Unit Residential Building sector

## Measure Results at End-User Level

[illegible][illegible]

## Measure Results at End-User Level

[illegible]



## Measure Results at End-User Level

[illegible]



# OPA Conservation & Demand Management Programs

## Measure Results at End-User Level

For: Province Wide

#	Initiative Number	Initiative Name	Program Name	Program Year	Results Status	#
1327	43	Multi-Family Energy Efficiency Rebates	Consumer, Consumer Low-Income	2009	Final	204
1328	43	Multi-Family Energy Efficiency Rebates	Consumer, Consumer Low-Income	2009	Final	205
1329	43	Multi-Family Energy Efficiency Rebates	Consumer, Consumer Low-Income	2009	Final	206
1330	43	Multi-Family Energy Efficiency Rebates	Consumer, Consumer Low-Income	2009	Final	207
1331	43	Multi-Family Energy Efficiency Rebates	Consumer, Consumer Low-Income	2009	Final	208
1332	43	Multi-Family Energy Efficiency Rebates	Consumer, Consumer Low-Income	2009	Final	209
1333	43	Multi-Family Energy Efficiency Rebates	Consumer, Consumer Low-Income	2009	Final	210
1334	43	Multi-Family Energy Efficiency Rebates	Consumer, Consumer Low-Income	2009	Final	211
1335	43	Multi-Family Energy Efficiency Rebates	Consumer, Consumer Low-Income	2009	Final	212
1336	43	Multi-Family Energy Efficiency Rebates	Consumer, Consumer Low-Income	2009	Final	213
1337	43	Multi-Family Energy Efficiency Rebates	Consumer, Consumer Low-Income	2009	Final	214
1338	43	Multi-Family Energy Efficiency Rebates	Consumer, Consumer Low-Income	2009	Final	215
1339	43	Multi-Family Energy Efficiency Rebates	Consumer, Consumer Low-Income	2009	Final	216
1340	43	Multi-Family Energy Efficiency Rebates	Consumer, Consumer Low-Income	2009	Final	217
1341	43	Multi-Family Energy Efficiency Rebates	Consumer, Consumer Low-Income	2009	Final	218
1342	43	Multi-Family Energy Efficiency Rebates	Consumer, Consumer Low-Income	2009	Final	219
1343	43	Multi-Family Energy Efficiency Rebates	Consumer, Consumer Low-Income	2009	Final	220
1344	43	Multi-Family Energy Efficiency Rebates	Consumer, Consumer Low-Income	2009	Final	221
1345	43	Multi-Family Energy Efficiency Rebates	Consumer, Consumer Low-Income	2009	Final	222
1346	43	Multi-Family Energy Efficiency Rebates	Consumer, Consumer Low-Income	2009	Final	223
1347	43	Multi-Family Energy Efficiency Rebates	Consumer, Consumer Low-Income	2009	Final	224
1348	43	Multi-Family Energy Efficiency Rebates	Consumer, Consumer Low-Income	2009	Final	225
1349	43	Multi-Family Energy Efficiency Rebates	Consumer, Consumer Low-Income	2009	Final	226
1350	43	Multi-Family Energy Efficiency Rebates	Consumer, Consumer Low-Income	2009	Final	227
1351	43	Multi-Family Energy Efficiency Rebates	Consumer, Consumer Low-Income	2009	Final	228
1352	43	Multi-Family Energy Efficiency Rebates	Consumer, Consumer Low-Income	2009	Final	229
1353	43	Multi-Family Energy Efficiency Rebates	Consumer, Consumer Low-Income	2009	Final	230
1354	43	Multi-Family Energy Efficiency Rebates	Consumer, Consumer Low-Income	2009	Final	231
1355	43	Multi-Family Energy Efficiency Rebates	Consumer, Consumer Low-Income	2009	Final	232
1356	43	Multi-Family Energy Efficiency Rebates	Consumer, Consumer Low-Income	2009	Final	233
1357	43	Multi-Family Energy Efficiency Rebates	Consumer, Consumer Low-Income	2009	Final	234
1358	43	Multi-Family Energy Efficiency Rebates	Consumer, Consumer Low-Income	2009	Final	235
1359	43	Multi-Family Energy Efficiency Rebates	Consumer, Consumer Low-Income	2009	Final	236
1360	43	Multi-Family Energy Efficiency Rebates	Consumer, Consumer Low-Income	2009	Final	237

# OPA Conservation & Demand Management Programs

## Measure Results at End-User Level

For: Province Wide

#	Initiative Number	Initiative Name	Program Name	Program Year	Results Status	Measure Name
1327	43	Multi-Family Energy Efficiency Rebates	Consumer, Consumer Low-Income	2009	Final	MetalHalide_360W - Retail / Common Area Savings application - Multi-Unit Residential Building sector
1328	43	Multi-Family Energy Efficiency Rebates	Consumer, Consumer Low-Income	2009	Final	HighPressure_225W - Retail / Common Area Savings application - Multi-Unit Residential Building sector
1329	43	Multi-Family Energy Efficiency Rebates	Consumer, Consumer Low-Income	2009	Final	ElecBallast_MetalHde200-W - Retail / Common Area Savings application - Multi-Unit Residential Building sector
1330	43	Multi-Family Energy Efficiency Rebates	Consumer, Consumer Low-Income	2009	Final	ElecBallast_MetalHde250-360W - Retail / Common Area Savings application - Multi-Unit Residential Building sector
1331	43	Multi-Family Energy Efficiency Rebates	Consumer, Consumer Low-Income	2009	Final	ElecBallast_MetalHde400+W - Retail / Common Area Savings application - Multi-Unit Residential Building sector
1332	43	Multi-Family Energy Efficiency Rebates	Consumer, Consumer Low-Income	2009	Final	ElecBallast_HighPress200-W - Retail / Common Area Savings application - Multi-Unit Residential Building sector
1333	43	Multi-Family Energy Efficiency Rebates	Consumer, Consumer Low-Income	2009	Final	ElecBallast_HighPress250W - Retail / Common Area Savings application - Multi-Unit Residential Building sector
1334	43	Multi-Family Energy Efficiency Rebates	Consumer, Consumer Low-Income	2009	Final	ElecBallast_HighPress400W - Retail / Common Area Savings application - Multi-Unit Residential Building sector
1335	43	Multi-Family Energy Efficiency Rebates	Consumer, Consumer Low-Income	2009	Final	ElecBallast_HighPress600W - Retail / Common Area Savings application - Multi-Unit Residential Building sector
1336	43	Multi-Family Energy Efficiency Rebates	Consumer, Consumer Low-Income	2009	Final	ElecBallast_HighPress1000W - Retail / Common Area Savings application - Multi-Unit Residential Building sector
1337	43	Multi-Family Energy Efficiency Rebates	Consumer, Consumer Low-Income	2009	Final	OccSen_SwitchPlate - Retail / Common Area Savings application - Multi-Unit Residential Building sector
1338	43	Multi-Family Energy Efficiency Rebates	Consumer, Consumer Low-Income	2009	Final	OccSen_CelingMounted - Retail / Common Area Savings application - Multi-Unit Residential Building sector
1339	43	Multi-Family Energy Efficiency Rebates	Consumer, Consumer Low-Income	2009	Final	TempControls_InSuiteHeat - Retail / Common Area Savings application - Multi-Unit Residential Building sector
1340	43	Multi-Family Energy Efficiency Rebates	Consumer, Consumer Low-Income	2009	Final	TempControls_InSuiteCool - Retail / Common Area Savings application - Multi-Unit Residential Building sector
1341	43	Multi-Family Energy Efficiency Rebates	Consumer, Consumer Low-Income	2009	Final	TempControls_Heat&Cool - Retail / Common Area Savings application - Multi-Unit Residential Building sector
1342	43	Multi-Family Energy Efficiency Rebates	Consumer, Consumer Low-Income	2009	Final	ECM_AirFurnace - Retail / Common Area Savings application - Multi-Unit Residential Building sector
1343	43	Multi-Family Energy Efficiency Rebates	Consumer, Consumer Low-Income	2009	Final	GroundSource_LowRise - Retail / Common Area Savings application - Multi-Unit Residential Building sector
1344	43	Multi-Family Energy Efficiency Rebates	Consumer, Consumer Low-Income	2009	Final	GroundSource_HighRise - Retail / Common Area Savings application - Multi-Unit Residential Building sector
1345	43	Multi-Family Energy Efficiency Rebates	Consumer, Consumer Low-Income	2009	Final	GroundSource_Average - Retail / Common Area Savings application - Multi-Unit Residential Building sector
1346	43	Multi-Family Energy Efficiency Rebates	Consumer, Consumer Low-Income	2009	Final	Non-ElectricChillers - Retail / Common Area Savings application - Multi-Unit Residential Building sector
1347	43	Multi-Family Energy Efficiency Rebates	Consumer, Consumer Low-Income	2009	Final	EnerStarWasher - Retail / Common Area Savings application - Multi-Unit Residential Building sector
1348	43	Multi-Family Energy Efficiency Rebates	Consumer, Consumer Low-Income	2009	Final	NaturalGasDryer_InSuite - Retail / Common Area Savings application - Multi-Unit Residential Building sector
1349	43	Multi-Family Energy Efficiency Rebates	Consumer, Consumer Low-Income	2009	Final	NaturalGasDryer_Common - Retail / Common Area Savings application - Multi-Unit Residential Building sector
1350	43	Multi-Family Energy Efficiency Rebates	Consumer, Consumer Low-Income	2009	Final	EnergyStar_DishWasher - Retail / Common Area Savings application - Multi-Unit Residential Building sector
1351	43	Multi-Family Energy Efficiency Rebates	Consumer, Consumer Low-Income	2009	Final	EnergyStar_Fridge - Retail / Common Area Savings application - Multi-Unit Residential Building sector
1352	43	Multi-Family Energy Efficiency Rebates	Consumer, Consumer Low-Income	2009	Final	EnergyStar_CeilingFan - Retail / Common Area Savings application - Multi-Unit Residential Building sector
1353	43	Multi-Family Energy Efficiency Rebates	Consumer, Consumer Low-Income	2009	Final	Non-ElectricWaterHeater - Retail / Common Area Savings application - Multi-Unit Residential Building sector
1354	43	Multi-Family Energy Efficiency Rebates	Consumer, Consumer Low-Income	2009	Final	SolarHotWaterCollector - Retail / Common Area Savings application - Multi-Unit Residential Building sector
1355	43	Multi-Family Energy Efficiency Rebates	Consumer, Consumer Low-Income	2009	Final	Non-ElectricTankHotWater - Retail / Common Area Savings application - Multi-Unit Residential Building sector
1356	43	Multi-Family Energy Efficiency Rebates	Consumer, Consumer Low-Income	2009	Final	DrainWaterHeatRecovery - Retail / Common Area Savings application - Multi-Unit Residential Building sector
1357	43	Multi-Family Energy Efficiency Rebates	Consumer, Consumer Low-Income	2009	Final	DomesticHotWaterRecirc - Retail / Common Area Savings application - Multi-Unit Residential Building sector
1358	43	Multi-Family Energy Efficiency Rebates	Consumer, Consumer Low-Income	2009	Final	Custom Project - Custom Project application - Multi-Unit Residential Building sector
1359	43	Multi-Family Energy Efficiency Rebates	Consumer, Consumer Low-Income	2009	Final	EnergyStarExitSigns - Corridor / Parking Area Energy Savings application - Low-Income sector
1360	43	Multi-Family Energy Efficiency Rebates	Consumer, Consumer Low-Income	2009	Final	FridgeLEDStripLight - Corridor / Parking Area Energy Savings application - Low-Income sector

## Measure Results at End-User Level

[illegible][illegible]

## Measure Results at End-User Level

[illegible]

## Measure Results at End-User Level

[illegible]



OPA Conservation & Demand Management Programs

Measure Results at End-User Level

For: Province Wide

#	Initiative Number	Initiative Name	Program Name	Program Year	Results Status	#
1361	43	Multi-Family Energy Efficiency Rebates	Consumer, Consumer Low-Income	2009	Final	238
1362	43	Multi-Family Energy Efficiency Rebates	Consumer, Consumer Low-Income	2009	Final	239
1363	43	Multi-Family Energy Efficiency Rebates	Consumer, Consumer Low-Income	2009	Final	240
1364	43	Multi-Family Energy Efficiency Rebates	Consumer, Consumer Low-Income	2009	Final	241
1365	43	Multi-Family Energy Efficiency Rebates	Consumer, Consumer Low-Income	2009	Final	242
1366	43	Multi-Family Energy Efficiency Rebates	Consumer, Consumer Low-Income	2009	Final	243
1367	43	Multi-Family Energy Efficiency Rebates	Consumer, Consumer Low-Income	2009	Final	244
1368	43	Multi-Family Energy Efficiency Rebates	Consumer, Consumer Low-Income	2009	Final	245
1369	43	Multi-Family Energy Efficiency Rebates	Consumer, Consumer Low-Income	2009	Final	246
1370	43	Multi-Family Energy Efficiency Rebates	Consumer, Consumer Low-Income	2009	Final	247
1371	43	Multi-Family Energy Efficiency Rebates	Consumer, Consumer Low-Income	2009	Final	248
1372	43	Multi-Family Energy Efficiency Rebates	Consumer, Consumer Low-Income	2009	Final	249
1373	43	Multi-Family Energy Efficiency Rebates	Consumer, Consumer Low-Income	2009	Final	250
1374	43	Multi-Family Energy Efficiency Rebates	Consumer, Consumer Low-Income	2009	Final	251
1375	43	Multi-Family Energy Efficiency Rebates	Consumer, Consumer Low-Income	2009	Final	252
1376	43	Multi-Family Energy Efficiency Rebates	Consumer, Consumer Low-Income	2009	Final	253
1377	43	Multi-Family Energy Efficiency Rebates	Consumer, Consumer Low-Income	2009	Final	254
1378	43	Multi-Family Energy Efficiency Rebates	Consumer, Consumer Low-Income	2009	Final	255
1379	43	Multi-Family Energy Efficiency Rebates	Consumer, Consumer Low-Income	2009	Final	256
1380	43	Multi-Family Energy Efficiency Rebates	Consumer, Consumer Low-Income	2009	Final	257
1381	43	Multi-Family Energy Efficiency Rebates	Consumer, Consumer Low-Income	2009	Final	258
1382	43	Multi-Family Energy Efficiency Rebates	Consumer, Consumer Low-Income	2009	Final	259
1383	43	Multi-Family Energy Efficiency Rebates	Consumer, Consumer Low-Income	2009	Final	260
1384	43	Multi-Family Energy Efficiency Rebates	Consumer, Consumer Low-Income	2009	Final	261
1385	43	Multi-Family Energy Efficiency Rebates	Consumer, Consumer Low-Income	2009	Final	262
1386	43	Multi-Family Energy Efficiency Rebates	Consumer, Consumer Low-Income	2009	Final	263
1387	43	Multi-Family Energy Efficiency Rebates	Consumer, Consumer Low-Income	2009	Final	264
1388	43	Multi-Family Energy Efficiency Rebates	Consumer, Consumer Low-Income	2009	Final	265
1389	43	Multi-Family Energy Efficiency Rebates	Consumer, Consumer Low-Income	2009	Final	266
1390	43	Multi-Family Energy Efficiency Rebates	Consumer, Consumer Low-Income	2009	Final	267
1391	43	Multi-Family Energy Efficiency Rebates	Consumer, Consumer Low-Income	2009	Final	268
1392	43	Multi-Family Energy Efficiency Rebates	Consumer, Consumer Low-Income	2009	Final	269
1393	43	Multi-Family Energy Efficiency Rebates	Consumer, Consumer Low-Income	2009	Final	270
1394	43	Multi-Family Energy Efficiency Rebates	Consumer, Consumer Low-Income	2009	Final	271



# OPA Conservation & Demand Management Programs

## Measure Results at End-User Level

For: Province Wide

#	Initiative Number	Initiative Name	Program Name	Program Year	Results Status	Measure Name
1361	43	Multi-Family Energy Efficiency Rebates	Consumer, Consumer Low-Income	2009	Final	NonDimmCFLsScrew_In - Corridor / Parking Area Energy Savings application - Low-Income sector
1362	43	Multi-Family Energy Efficiency Rebates	Consumer, Consumer Low-Income	2009	Final	NonDimmCFLs_par11W - Corridor / Parking Area Energy Savings application - Low-Income sector
1363	43	Multi-Family Energy Efficiency Rebates	Consumer, Consumer Low-Income	2009	Final	NonDimmCFLs_par12-20W - Corridor / Parking Area Energy Savings application - Low-Income sector
1364	43	Multi-Family Energy Efficiency Rebates	Consumer, Consumer Low-Income	2009	Final	NonDimmCFLs_par20+W - Corridor / Parking Area Energy Savings application - Low-Income sector
1365	43	Multi-Family Energy Efficiency Rebates	Consumer, Consumer Low-Income	2009	Final	Dimm&NonDimmCFL2-pin14W- - Corridor / Parking Area Energy Savings application - Low-Income sector
1366	43	Multi-Family Energy Efficiency Rebates	Consumer, Consumer Low-Income	2009	Final	Dimm&NonDimmCFL2-pin26W- - Corridor / Parking Area Energy Savings application - Low-Income sector
1367	43	Multi-Family Energy Efficiency Rebates	Consumer, Consumer Low-Income	2009	Final	Dimm&NonDimmCFL2-pin39W- - Corridor / Parking Area Energy Savings application - Low-Income sector
1368	43	Multi-Family Energy Efficiency Rebates	Consumer, Consumer Low-Income	2009	Final	Dimm&NonDimmCFL4-pin14W- - Corridor / Parking Area Energy Savings application - Low-Income sector
1369	43	Multi-Family Energy Efficiency Rebates	Consumer, Consumer Low-Income	2009	Final	Dimm&NonDimmCFL4-pin26W- - Corridor / Parking Area Energy Savings application - Low-Income sector
1370	43	Multi-Family Energy Efficiency Rebates	Consumer, Consumer Low-Income	2009	Final	Dimm&NonDimmCFL4-pin39W- - Corridor / Parking Area Energy Savings application - Low-Income sector
1371	43	Multi-Family Energy Efficiency Rebates	Consumer, Consumer Low-Income	2009	Final	DimmCFLs_0-16W - Corridor / Parking Area Energy Savings application - Low-Income sector
1372	43	Multi-Family Energy Efficiency Rebates	Consumer, Consumer Low-Income	2009	Final	DimmCFLs_17-20W - Corridor / Parking Area Energy Savings application - Low-Income sector
1373	43	Multi-Family Energy Efficiency Rebates	Consumer, Consumer Low-Income	2009	Final	DimmCFLs_21+W - Corridor / Parking Area Energy Savings application - Low-Income sector
1374	43	Multi-Family Energy Efficiency Rebates	Consumer, Consumer Low-Income	2009	Final	StandardT8_Single - Corridor / Parking Area Energy Savings application - Low-Income sector
1375	43	Multi-Family Energy Efficiency Rebates	Consumer, Consumer Low-Income	2009	Final	StandardT8_Two - Corridor / Parking Area Energy Savings application - Low-Income sector
1376	43	Multi-Family Energy Efficiency Rebates	Consumer, Consumer Low-Income	2009	Final	StandardT8_Three - Corridor / Parking Area Energy Savings application - Low-Income sector
1377	43	Multi-Family Energy Efficiency Rebates	Consumer, Consumer Low-Income	2009	Final	StandardT8_Four - Corridor / Parking Area Energy Savings application - Low-Income sector
1378	43	Multi-Family Energy Efficiency Rebates	Consumer, Consumer Low-Income	2009	Final	RWHighT8Fixtures_Single - Corridor / Parking Area Energy Savings application - Low-Income sector
1379	43	Multi-Family Energy Efficiency Rebates	Consumer, Consumer Low-Income	2009	Final	RWHighT8Fixtures_Two - Corridor / Parking Area Energy Savings application - Low-Income sector
1380	43	Multi-Family Energy Efficiency Rebates	Consumer, Consumer Low-Income	2009	Final	RWHighT8Fixtures_Three - Corridor / Parking Area Energy Savings application - Low-Income sector
1381	43	Multi-Family Energy Efficiency Rebates	Consumer, Consumer Low-Income	2009	Final	RWHighT8Fixtures_Four - Corridor / Parking Area Energy Savings application - Low-Income sector
1382	43	Multi-Family Energy Efficiency Rebates	Consumer, Consumer Low-Income	2009	Final	StdMedBayT8_Four - Corridor / Parking Area Energy Savings application - Low-Income sector
1383	43	Multi-Family Energy Efficiency Rebates	Consumer, Consumer Low-Income	2009	Final	MedBayT8_Six - Corridor / Parking Area Energy Savings application - Low-Income sector
1384	43	Multi-Family Energy Efficiency Rebates	Consumer, Consumer Low-Income	2009	Final	MedBayT8_Eight - Corridor / Parking Area Energy Savings application - Low-Income sector
1385	43	Multi-Family Energy Efficiency Rebates	Consumer, Consumer Low-Income	2009	Final	HighMedBayT8_Four - Corridor / Parking Area Energy Savings application - Low-Income sector
1386	43	Multi-Family Energy Efficiency Rebates	Consumer, Consumer Low-Income	2009	Final	HighMedBayT8_Six - Corridor / Parking Area Energy Savings application - Low-Income sector
1387	43	Multi-Family Energy Efficiency Rebates	Consumer, Consumer Low-Income	2009	Final	HighMedBayT8_Eight - Corridor / Parking Area Energy Savings application - Low-Income sector
1388	43	Multi-Family Energy Efficiency Rebates	Consumer, Consumer Low-Income	2009	Final	T5Fixture_1Lamp - Corridor / Parking Area Energy Savings application - Low-Income sector
1389	43	Multi-Family Energy Efficiency Rebates	Consumer, Consumer Low-Income	2009	Final	T5Fixture_2Lamps - Corridor / Parking Area Energy Savings application - Low-Income sector
1390	43	Multi-Family Energy Efficiency Rebates	Consumer, Consumer Low-Income	2009	Final	T5Fixture_3Lamps - Corridor / Parking Area Energy Savings application - Low-Income sector
1391	43	Multi-Family Energy Efficiency Rebates	Consumer, Consumer Low-Income	2009	Final	T5Fixture_HO1Lamp - Corridor / Parking Area Energy Savings application - Low-Income sector
1392	43	Multi-Family Energy Efficiency Rebates	Consumer, Consumer Low-Income	2009	Final	T5Fixture_HO2Lamp - Corridor / Parking Area Energy Savings application - Low-Income sector
1393	43	Multi-Family Energy Efficiency Rebates	Consumer, Consumer Low-Income	2009	Final	T5MedHighFixture_4Lamp - Corridor / Parking Area Energy Savings application - Low-Income sector
1394	43	Multi-Family Energy Efficiency Rebates	Consumer, Consumer Low-Income	2009	Final	T5MedHighFixture_6Lamp - Corridor / Parking Area Energy Savings application - Low-Income sector

## Measure Results at End-User Level

[illegible][illegible]

## Measure Results at End-User Level

[illegible]

## Measure Results at End-User Level

[illegible]

# OPA Conservation & Demand Management Programs

Measure Results at End-User Level

For: Province Wide

#	Initiative Number	Initiative Name	Program Name	Program Year	Results Status	#
1395	43	Multi-Family Energy Efficiency Rebates	Consumer, Consumer Low-Income	2009	Final	272
1396	43	Multi-Family Energy Efficiency Rebates	Consumer, Consumer Low-Income	2009	Final	273
1397	43	Multi-Family Energy Efficiency Rebates	Consumer, Consumer Low-Income	2009	Final	274
1398	43	Multi-Family Energy Efficiency Rebates	Consumer, Consumer Low-Income	2009	Final	275
1399	43	Multi-Family Energy Efficiency Rebates	Consumer, Consumer Low-Income	2009	Final	276
1400	43	Multi-Family Energy Efficiency Rebates	Consumer, Consumer Low-Income	2009	Final	277
1401	43	Multi-Family Energy Efficiency Rebates	Consumer, Consumer Low-Income	2009	Final	278
1402	43	Multi-Family Energy Efficiency Rebates	Consumer, Consumer Low-Income	2009	Final	279
1403	43	Multi-Family Energy Efficiency Rebates	Consumer, Consumer Low-Income	2009	Final	280
1404	43	Multi-Family Energy Efficiency Rebates	Consumer, Consumer Low-Income	2009	Final	281
1405	43	Multi-Family Energy Efficiency Rebates	Consumer, Consumer Low-Income	2009	Final	282
1406	43	Multi-Family Energy Efficiency Rebates	Consumer, Consumer Low-Income	2009	Final	283
1407	43	Multi-Family Energy Efficiency Rebates	Consumer, Consumer Low-Income	2009	Final	284
1408	43	Multi-Family Energy Efficiency Rebates	Consumer, Consumer Low-Income	2009	Final	285
1409	43	Multi-Family Energy Efficiency Rebates	Consumer, Consumer Low-Income	2009	Final	286
1410	43	Multi-Family Energy Efficiency Rebates	Consumer, Consumer Low-Income	2009	Final	287
1411	43	Multi-Family Energy Efficiency Rebates	Consumer, Consumer Low-Income	2009	Final	288
1412	43	Multi-Family Energy Efficiency Rebates	Consumer, Consumer Low-Income	2009	Final	289
1413	43	Multi-Family Energy Efficiency Rebates	Consumer, Consumer Low-Income	2009	Final	290
1414	43	Multi-Family Energy Efficiency Rebates	Consumer, Consumer Low-Income	2009	Final	291
1415	43	Multi-Family Energy Efficiency Rebates	Consumer, Consumer Low-Income	2009	Final	292
1416	43	Multi-Family Energy Efficiency Rebates	Consumer, Consumer Low-Income	2009	Final	293
1417	43	Multi-Family Energy Efficiency Rebates	Consumer, Consumer Low-Income	2009	Final	294
1418	43	Multi-Family Energy Efficiency Rebates	Consumer, Consumer Low-Income	2009	Final	295
1419	43	Multi-Family Energy Efficiency Rebates	Consumer, Consumer Low-Income	2009	Final	296
1420	43	Multi-Family Energy Efficiency Rebates	Consumer, Consumer Low-Income	2009	Final	297
1421	43	Multi-Family Energy Efficiency Rebates	Consumer, Consumer Low-Income	2009	Final	298
1422	43	Multi-Family Energy Efficiency Rebates	Consumer, Consumer Low-Income	2009	Final	299
1423	43	Multi-Family Energy Efficiency Rebates	Consumer, Consumer Low-Income	2009	Final	300
1424	43	Multi-Family Energy Efficiency Rebates	Consumer, Consumer Low-Income	2009	Final	301
1425	43	Multi-Family Energy Efficiency Rebates	Consumer, Consumer Low-Income	2009	Final	302
1426	43	Multi-Family Energy Efficiency Rebates	Consumer, Consumer Low-Income	2009	Final	303
1427	43	Multi-Family Energy Efficiency Rebates	Consumer, Consumer Low-Income	2009	Final	304
1428	43	Multi-Family Energy Efficiency Rebates	Consumer, Consumer Low-Income	2009	Final	305



# OPA Conservation & Demand Management Programs

## Measure Results at End-User Level

For: Province Wide

#	Initiative Number	Initiative Name	Program Name	Program Year	Results Status	Measure Name
1395	43	Multi-Family Energy Efficiency Rebates	Consumer, Consumer Low-Income	2009	Final	T5MedHighFixture_8Lamp - Corridor / Parking Area Energy Savings application - Low-Income sector
1396	43	Multi-Family Energy Efficiency Rebates	Consumer, Consumer Low-Income	2009	Final	T5MedHighFixture_10Lamp - Corridor / Parking Area Energy Savings application - Low-Income sector
1397	43	Multi-Family Energy Efficiency Rebates	Consumer, Consumer Low-Income	2009	Final	T5MedHighFixture_12Lamp - Corridor / Parking Area Energy Savings application - Low-Income sector
1398	43	Multi-Family Energy Efficiency Rebates	Consumer, Consumer Low-Income	2009	Final	PulseStart_MetalHalide - Corridor / Parking Area Energy Savings application - Low-Income sector
1399	43	Multi-Family Energy Efficiency Rebates	Consumer, Consumer Low-Income	2009	Final	InfraredHalogen_25W - Corridor / Parking Area Energy Savings application - Low-Income sector
1400	43	Multi-Family Energy Efficiency Rebates	Consumer, Consumer Low-Income	2009	Final	InfraredHalogen_26-35W - Corridor / Parking Area Energy Savings application - Low-Income sector
1401	43	Multi-Family Energy Efficiency Rebates	Consumer, Consumer Low-Income	2009	Final	InfraredHalogen_36-48W - Corridor / Parking Area Energy Savings application - Low-Income sector
1402	43	Multi-Family Energy Efficiency Rebates	Consumer, Consumer Low-Income	2009	Final	InfraredHalogen_49-60W - Corridor / Parking Area Energy Savings application - Low-Income sector
1403	43	Multi-Family Energy Efficiency Rebates	Consumer, Consumer Low-Income	2009	Final	Self-BallastedMetalHalide120W - Corridor / Parking Area Energy Savings application - Low-Income sector
1404	43	Multi-Family Energy Efficiency Rebates	Consumer, Consumer Low-Income	2009	Final	Self-BallastedMetalHalide50W - Corridor / Parking Area Energy Savings application - Low-Income sector
1405	43	Multi-Family Energy Efficiency Rebates	Consumer, Consumer Low-Income	2009	Final	MetalHalide_150W - Corridor / Parking Area Energy Savings application - Low-Income sector
1406	43	Multi-Family Energy Efficiency Rebates	Consumer, Consumer Low-Income	2009	Final	MetalHalide_360W - Corridor / Parking Area Energy Savings application - Low-Income sector
1407	43	Multi-Family Energy Efficiency Rebates	Consumer, Consumer Low-Income	2009	Final	HighPressure_225W - Corridor / Parking Area Energy Savings application - Low-Income sector
1408	43	Multi-Family Energy Efficiency Rebates	Consumer, Consumer Low-Income	2009	Final	ElecBallast_MetalHde200-W - Corridor / Parking Area Energy Savings application - Low-Income sector
1409	43	Multi-Family Energy Efficiency Rebates	Consumer, Consumer Low-Income	2009	Final	ElecBallast_MetalHde250-360W - Corridor / Parking Area Energy Savings application - Low-Income sector
1410	43	Multi-Family Energy Efficiency Rebates	Consumer, Consumer Low-Income	2009	Final	ElecBallast_MetalHde400+W - Corridor / Parking Area Energy Savings application - Low-Income sector
1411	43	Multi-Family Energy Efficiency Rebates	Consumer, Consumer Low-Income	2009	Final	ElecBallast_HighPress200-W - Corridor / Parking Area Energy Savings application - Low-Income sector
1412	43	Multi-Family Energy Efficiency Rebates	Consumer, Consumer Low-Income	2009	Final	ElecBallast_HighPress250W - Corridor / Parking Area Energy Savings application - Low-Income sector
1413	43	Multi-Family Energy Efficiency Rebates	Consumer, Consumer Low-Income	2009	Final	ElecBallast_HighPress400W - Corridor / Parking Area Energy Savings application - Low-Income sector
1414	43	Multi-Family Energy Efficiency Rebates	Consumer, Consumer Low-Income	2009	Final	ElecBallast_HighPress600W - Corridor / Parking Area Energy Savings application - Low-Income sector
1415	43	Multi-Family Energy Efficiency Rebates	Consumer, Consumer Low-Income	2009	Final	ElecBallast_HighPress1000W - Corridor / Parking Area Energy Savings application - Low-Income sector
1416	43	Multi-Family Energy Efficiency Rebates	Consumer, Consumer Low-Income	2009	Final	OccSen_SwitchPlate - Corridor / Parking Area Energy Savings application - Low-Income sector
1417	43	Multi-Family Energy Efficiency Rebates	Consumer, Consumer Low-Income	2009	Final	OccSen_CelingMounted - Corridor / Parking Area Energy Savings application - Low-Income sector
1418	43	Multi-Family Energy Efficiency Rebates	Consumer, Consumer Low-Income	2009	Final	TempControls_InSuiteHeat - Corridor / Parking Area Energy Savings application - Low-Income sector
1419	43	Multi-Family Energy Efficiency Rebates	Consumer, Consumer Low-Income	2009	Final	TempControls_InSuiteCool - Corridor / Parking Area Energy Savings application - Low-Income sector
1420	43	Multi-Family Energy Efficiency Rebates	Consumer, Consumer Low-Income	2009	Final	TempControls_Heat&Cool - Corridor / Parking Area Energy Savings application - Low-Income sector
1421	43	Multi-Family Energy Efficiency Rebates	Consumer, Consumer Low-Income	2009	Final	ECM_AirFurnace - Corridor / Parking Area Energy Savings application - Low-Income sector
1422	43	Multi-Family Energy Efficiency Rebates	Consumer, Consumer Low-Income	2009	Final	GroundSource_LowRise - Corridor / Parking Area Energy Savings application - Low-Income sector
1423	43	Multi-Family Energy Efficiency Rebates	Consumer, Consumer Low-Income	2009	Final	GroundSource_HighRise - Corridor / Parking Area Energy Savings application - Low-Income sector
1424	43	Multi-Family Energy Efficiency Rebates	Consumer, Consumer Low-Income	2009	Final	GroundSource_Average - Corridor / Parking Area Energy Savings application - Low-Income sector
1425	43	Multi-Family Energy Efficiency Rebates	Consumer, Consumer Low-Income	2009	Final	Non-ElectricChillers - Corridor / Parking Area Energy Savings application - Low-Income sector
1426	43	Multi-Family Energy Efficiency Rebates	Consumer, Consumer Low-Income	2009	Final	EnerStarWasher - Corridor / Parking Area Energy Savings application - Low-Income sector
1427	43	Multi-Family Energy Efficiency Rebates	Consumer, Consumer Low-Income	2009	Final	NaturalGasDryer_InSuite - Corridor / Parking Area Energy Savings application - Low-Income sector
1428	43	Multi-Family Energy Efficiency Rebates	Consumer, Consumer Low-Income	2009	Final	NaturalGasDryer_Common - Corridor / Parking Area Energy Savings application - Low-Income sector



## Measure Results at End-User Level

[illegible][illegible]

## Measure Results at End-User Level

[illegible]

## Measure Results at End-User Level

[illegible]

OPA Conservation & Demand Management Programs

Measure Results at End-User Level

For: Province Wide

#	Initiative Number	Initiative Name	Program Name	Program Year	Results Status	#
1429	43	Multi-Family Energy Efficiency Rebates	Consumer, Consumer Low-Income	2009	Final	306
1430	43	Multi-Family Energy Efficiency Rebates	Consumer, Consumer Low-Income	2009	Final	307
1431	43	Multi-Family Energy Efficiency Rebates	Consumer, Consumer Low-Income	2009	Final	308
1432	43	Multi-Family Energy Efficiency Rebates	Consumer, Consumer Low-Income	2009	Final	309
1433	43	Multi-Family Energy Efficiency Rebates	Consumer, Consumer Low-Income	2009	Final	310
1434	43	Multi-Family Energy Efficiency Rebates	Consumer, Consumer Low-Income	2009	Final	311
1435	43	Multi-Family Energy Efficiency Rebates	Consumer, Consumer Low-Income	2009	Final	312
1436	43	Multi-Family Energy Efficiency Rebates	Consumer, Consumer Low-Income	2009	Final	313
1437	43	Multi-Family Energy Efficiency Rebates	Consumer, Consumer Low-Income	2009	Final	314
1438	43	Multi-Family Energy Efficiency Rebates	Consumer, Consumer Low-Income	2009	Final	315
1439	43	Multi-Family Energy Efficiency Rebates	Consumer, Consumer Low-Income	2009	Final	316
1440	43	Multi-Family Energy Efficiency Rebates	Consumer, Consumer Low-Income	2009	Final	317
1441	43	Multi-Family Energy Efficiency Rebates	Consumer, Consumer Low-Income	2009	Final	318
1442	43	Multi-Family Energy Efficiency Rebates	Consumer, Consumer Low-Income	2009	Final	319
1443	43	Multi-Family Energy Efficiency Rebates	Consumer, Consumer Low-Income	2009	Final	320
1444	43	Multi-Family Energy Efficiency Rebates	Consumer, Consumer Low-Income	2009	Final	321
1445	43	Multi-Family Energy Efficiency Rebates	Consumer, Consumer Low-Income	2009	Final	322
1446	43	Multi-Family Energy Efficiency Rebates	Consumer, Consumer Low-Income	2009	Final	323
1447	43	Multi-Family Energy Efficiency Rebates	Consumer, Consumer Low-Income	2009	Final	324
1448	43	Multi-Family Energy Efficiency Rebates	Consumer, Consumer Low-Income	2009	Final	325
1449	43	Multi-Family Energy Efficiency Rebates	Consumer, Consumer Low-Income	2009	Final	326
1450	43	Multi-Family Energy Efficiency Rebates	Consumer, Consumer Low-Income	2009	Final	327
1451	43	Multi-Family Energy Efficiency Rebates	Consumer, Consumer Low-Income	2009	Final	328
1452	43	Multi-Family Energy Efficiency Rebates	Consumer, Consumer Low-Income	2009	Final	329
1453	43	Multi-Family Energy Efficiency Rebates	Consumer, Consumer Low-Income	2009	Final	330
1454	43	Multi-Family Energy Efficiency Rebates	Consumer, Consumer Low-Income	2009	Final	331
1455	43	Multi-Family Energy Efficiency Rebates	Consumer, Consumer Low-Income	2009	Final	332
1456	43	Multi-Family Energy Efficiency Rebates	Consumer, Consumer Low-Income	2009	Final	333
1457	43	Multi-Family Energy Efficiency Rebates	Consumer, Consumer Low-Income	2009	Final	334
1458	43	Multi-Family Energy Efficiency Rebates	Consumer, Consumer Low-Income	2009	Final	335
1459	43	Multi-Family Energy Efficiency Rebates	Consumer, Consumer Low-Income	2009	Final	336
1460	43	Multi-Family Energy Efficiency Rebates	Consumer, Consumer Low-Income	2009	Final	337
1461	43	Multi-Family Energy Efficiency Rebates	Consumer, Consumer Low-Income	2009	Final	338
1462	43	Multi-Family Energy Efficiency Rebates	Consumer, Consumer Low-Income	2009	Final	339

# OPA Conservation & Demand Management Programs

## Measure Results at End-User Level

For: Province Wide

#	Initiative Number	Initiative Name	Program Name	Program Year	Results Status	Measure Name
1429	43	Multi-Family Energy Efficiency Rebates	Consumer, Consumer Low-Income	2009	Final	EnergyStar_DishWasher - Corridor / Parking Area Energy Savings application - Low-Income sector
1430	43	Multi-Family Energy Efficiency Rebates	Consumer, Consumer Low-Income	2009	Final	EnergyStar_Fridge - Corridor / Parking Area Energy Savings application - Low-Income sector
1431	43	Multi-Family Energy Efficiency Rebates	Consumer, Consumer Low-Income	2009	Final	EnergyStar_CeilingFan - Corridor / Parking Area Energy Savings application - Low-Income sector
1432	43	Multi-Family Energy Efficiency Rebates	Consumer, Consumer Low-Income	2009	Final	Non-ElectricWaterHeater - Corridor / Parking Area Energy Savings application - Low-Income sector
1433	43	Multi-Family Energy Efficiency Rebates	Consumer, Consumer Low-Income	2009	Final	SolarHotWaterCollector - Corridor / Parking Area Energy Savings application - Low-Income sector
1434	43	Multi-Family Energy Efficiency Rebates	Consumer, Consumer Low-Income	2009	Final	Non-ElectricTankHotWater - Corridor / Parking Area Energy Savings application - Low-Income sector
1435	43	Multi-Family Energy Efficiency Rebates	Consumer, Consumer Low-Income	2009	Final	DrainWaterHeatRecovery - Corridor / Parking Area Energy Savings application - Low-Income sector
1436	43	Multi-Family Energy Efficiency Rebates	Consumer, Consumer Low-Income	2009	Final	DomesticHotWaterRecirc - Corridor / Parking Area Energy Savings application - Low-Income sector
1437	43	Multi-Family Energy Efficiency Rebates	Consumer, Consumer Low-Income	2009	Final	EnergyStarExitSigns - Suite Savings application - Low-Income sector
1438	43	Multi-Family Energy Efficiency Rebates	Consumer, Consumer Low-Income	2009	Final	FridgeLEDStripLight - Suite Savings application - Low-Income sector
1439	43	Multi-Family Energy Efficiency Rebates	Consumer, Consumer Low-Income	2009	Final	NonDimmCFLsScrew_In - Suite Savings application - Low-Income sector
1440	43	Multi-Family Energy Efficiency Rebates	Consumer, Consumer Low-Income	2009	Final	NonDimmCFLs_par11W - Suite Savings application - Low-Income sector
1441	43	Multi-Family Energy Efficiency Rebates	Consumer, Consumer Low-Income	2009	Final	NonDimmCFLs_par12-20W - Suite Savings application - Low-Income sector
1442	43	Multi-Family Energy Efficiency Rebates	Consumer, Consumer Low-Income	2009	Final	NonDimmCFLs_par20+W - Suite Savings application - Low-Income sector
1443	43	Multi-Family Energy Efficiency Rebates	Consumer, Consumer Low-Income	2009	Final	Dimm&NonDimmCFL2-pin14W- - Suite Savings application - Low-Income sector
1444	43	Multi-Family Energy Efficiency Rebates	Consumer, Consumer Low-Income	2009	Final	Dimm&NonDimmCFL2-pin26W- - Suite Savings application - Low-Income sector
1445	43	Multi-Family Energy Efficiency Rebates	Consumer, Consumer Low-Income	2009	Final	Dimm&NonDimmCFL2-pin39W- - Suite Savings application - Low-Income sector
1446	43	Multi-Family Energy Efficiency Rebates	Consumer, Consumer Low-Income	2009	Final	Dimm&NonDimmCFL4-pin14W- - Suite Savings application - Low-Income sector
1447	43	Multi-Family Energy Efficiency Rebates	Consumer, Consumer Low-Income	2009	Final	Dimm&NonDimmCFL4-pin26W- - Suite Savings application - Low-Income sector
1448	43	Multi-Family Energy Efficiency Rebates	Consumer, Consumer Low-Income	2009	Final	Dimm&NonDimmCFL4-pin39W- - Suite Savings application - Low-Income sector
1449	43	Multi-Family Energy Efficiency Rebates	Consumer, Consumer Low-Income	2009	Final	DimmCFLs_0-16W - Suite Savings application - Low-Income sector
1450	43	Multi-Family Energy Efficiency Rebates	Consumer, Consumer Low-Income	2009	Final	DimmCFLs_17-20W - Suite Savings application - Low-Income sector
1451	43	Multi-Family Energy Efficiency Rebates	Consumer, Consumer Low-Income	2009	Final	DimmCFLs_21+W - Suite Savings application - Low-Income sector
1452	43	Multi-Family Energy Efficiency Rebates	Consumer, Consumer Low-Income	2009	Final	StandardT8_Single - Suite Savings application - Low-Income sector
1453	43	Multi-Family Energy Efficiency Rebates	Consumer, Consumer Low-Income	2009	Final	StandardT8_Two - Suite Savings application - Low-Income sector
1454	43	Multi-Family Energy Efficiency Rebates	Consumer, Consumer Low-Income	2009	Final	StandardT8_Three - Suite Savings application - Low-Income sector
1455	43	Multi-Family Energy Efficiency Rebates	Consumer, Consumer Low-Income	2009	Final	StandardT8_Four - Suite Savings application - Low-Income sector
1456	43	Multi-Family Energy Efficiency Rebates	Consumer, Consumer Low-Income	2009	Final	RWHighT8Fixtures_Single - Suite Savings application - Low-Income sector
1457	43	Multi-Family Energy Efficiency Rebates	Consumer, Consumer Low-Income	2009	Final	RWHighT8Fixtures_Two - Suite Savings application - Low-Income sector
1458	43	Multi-Family Energy Efficiency Rebates	Consumer, Consumer Low-Income	2009	Final	RWHighT8Fixtures_Three - Suite Savings application - Low-Income sector
1459	43	Multi-Family Energy Efficiency Rebates	Consumer, Consumer Low-Income	2009	Final	RWHighT8Fixtures_Four - Suite Savings application - Low-Income sector
1460	43	Multi-Family Energy Efficiency Rebates	Consumer, Consumer Low-Income	2009	Final	StdMedBayT8_Four - Suite Savings application - Low-Income sector
1461	43	Multi-Family Energy Efficiency Rebates	Consumer, Consumer Low-Income	2009	Final	MedBayT8_Six - Suite Savings application - Low-Income sector
1462	43	Multi-Family Energy Efficiency Rebates	Consumer, Consumer Low-Income	2009	Final	MedBayT8_Eight - Suite Savings application - Low-Income sector



## Measure Results at End-User Level

[illegible][illegible]



## Measure Results at End-User Level

[illegible]

## Measure Results at End-User Level

[illegible]

OPA Conservation & Demand Management Programs

Measure Results at End-User Level

For: Province Wide

#	Initiative Number	Initiative Name	Program Name	Program Year	Results Status	#
1463	43	Multi-Family Energy Efficiency Rebates	Consumer, Consumer Low-Income	2009	Final	340
1464	43	Multi-Family Energy Efficiency Rebates	Consumer, Consumer Low-Income	2009	Final	341
1465	43	Multi-Family Energy Efficiency Rebates	Consumer, Consumer Low-Income	2009	Final	342
1466	43	Multi-Family Energy Efficiency Rebates	Consumer, Consumer Low-Income	2009	Final	343
1467	43	Multi-Family Energy Efficiency Rebates	Consumer, Consumer Low-Income	2009	Final	344
1468	43	Multi-Family Energy Efficiency Rebates	Consumer, Consumer Low-Income	2009	Final	345
1469	43	Multi-Family Energy Efficiency Rebates	Consumer, Consumer Low-Income	2009	Final	346
1470	43	Multi-Family Energy Efficiency Rebates	Consumer, Consumer Low-Income	2009	Final	347
1471	43	Multi-Family Energy Efficiency Rebates	Consumer, Consumer Low-Income	2009	Final	348
1472	43	Multi-Family Energy Efficiency Rebates	Consumer, Consumer Low-Income	2009	Final	349
1473	43	Multi-Family Energy Efficiency Rebates	Consumer, Consumer Low-Income	2009	Final	350
1474	43	Multi-Family Energy Efficiency Rebates	Consumer, Consumer Low-Income	2009	Final	351
1475	43	Multi-Family Energy Efficiency Rebates	Consumer, Consumer Low-Income	2009	Final	352
1476	43	Multi-Family Energy Efficiency Rebates	Consumer, Consumer Low-Income	2009	Final	353
1477	43	Multi-Family Energy Efficiency Rebates	Consumer, Consumer Low-Income	2009	Final	354
1478	43	Multi-Family Energy Efficiency Rebates	Consumer, Consumer Low-Income	2009	Final	355
1479	43	Multi-Family Energy Efficiency Rebates	Consumer, Consumer Low-Income	2009	Final	356
1480	43	Multi-Family Energy Efficiency Rebates	Consumer, Consumer Low-Income	2009	Final	357
1481	43	Multi-Family Energy Efficiency Rebates	Consumer, Consumer Low-Income	2009	Final	358
1482	43	Multi-Family Energy Efficiency Rebates	Consumer, Consumer Low-Income	2009	Final	359
1483	43	Multi-Family Energy Efficiency Rebates	Consumer, Consumer Low-Income	2009	Final	360
1484	43	Multi-Family Energy Efficiency Rebates	Consumer, Consumer Low-Income	2009	Final	361
1485	43	Multi-Family Energy Efficiency Rebates	Consumer, Consumer Low-Income	2009	Final	362
1486	43	Multi-Family Energy Efficiency Rebates	Consumer, Consumer Low-Income	2009	Final	363
1487	43	Multi-Family Energy Efficiency Rebates	Consumer, Consumer Low-Income	2009	Final	364
1488	43	Multi-Family Energy Efficiency Rebates	Consumer, Consumer Low-Income	2009	Final	365
1489	43	Multi-Family Energy Efficiency Rebates	Consumer, Consumer Low-Income	2009	Final	366
1490	43	Multi-Family Energy Efficiency Rebates	Consumer, Consumer Low-Income	2009	Final	367
1491	43	Multi-Family Energy Efficiency Rebates	Consumer, Consumer Low-Income	2009	Final	368
1492	43	Multi-Family Energy Efficiency Rebates	Consumer, Consumer Low-Income	2009	Final	369
1493	43	Multi-Family Energy Efficiency Rebates	Consumer, Consumer Low-Income	2009	Final	370
1494	43	Multi-Family Energy Efficiency Rebates	Consumer, Consumer Low-Income	2009	Final	371
1495	43	Multi-Family Energy Efficiency Rebates	Consumer, Consumer Low-Income	2009	Final	372
1496	43	Multi-Family Energy Efficiency Rebates	Consumer, Consumer Low-Income	2009	Final	373

# OPA Conservation & Demand Management Programs

## Measure Results at End-User Level

For: Province Wide

#	Initiative Number	Initiative Name	Program Name	Program Year	Results Status	Measure Name
1463	43	Multi-Family Energy Efficiency Rebates	Consumer, Consumer Low-Income	2009	Final	HighMedBayT8_Four - Suite Savings application - Low-Income sector
1464	43	Multi-Family Energy Efficiency Rebates	Consumer, Consumer Low-Income	2009	Final	HighMedBayT8_Six - Suite Savings application - Low-Income sector
1465	43	Multi-Family Energy Efficiency Rebates	Consumer, Consumer Low-Income	2009	Final	HighMedBayT8_Eight - Suite Savings application - Low-Income sector
1466	43	Multi-Family Energy Efficiency Rebates	Consumer, Consumer Low-Income	2009	Final	T5Fixture_1Lamp - Suite Savings application - Low-Income sector
1467	43	Multi-Family Energy Efficiency Rebates	Consumer, Consumer Low-Income	2009	Final	T5Fixture_2Lamps - Suite Savings application - Low-Income sector
1468	43	Multi-Family Energy Efficiency Rebates	Consumer, Consumer Low-Income	2009	Final	T5Fixture_3Lamps - Suite Savings application - Low-Income sector
1469	43	Multi-Family Energy Efficiency Rebates	Consumer, Consumer Low-Income	2009	Final	T5Fixture_HO1Lamp - Suite Savings application - Low-Income sector
1470	43	Multi-Family Energy Efficiency Rebates	Consumer, Consumer Low-Income	2009	Final	T5Fixture_HO2Lamp - Suite Savings application - Low-Income sector
1471	43	Multi-Family Energy Efficiency Rebates	Consumer, Consumer Low-Income	2009	Final	T5MedHighFixture_4Lamp - Suite Savings application - Low-Income sector
1472	43	Multi-Family Energy Efficiency Rebates	Consumer, Consumer Low-Income	2009	Final	T5MedHighFixture_6Lamp - Suite Savings application - Low-Income sector
1473	43	Multi-Family Energy Efficiency Rebates	Consumer, Consumer Low-Income	2009	Final	T5MedHighFixture_8Lamp - Suite Savings application - Low-Income sector
1474	43	Multi-Family Energy Efficiency Rebates	Consumer, Consumer Low-Income	2009	Final	T5MedHighFixture_10Lamp - Suite Savings application - Low-Income sector
1475	43	Multi-Family Energy Efficiency Rebates	Consumer, Consumer Low-Income	2009	Final	T5MedHighFixture_12Lamp - Suite Savings application - Low-Income sector
1476	43	Multi-Family Energy Efficiency Rebates	Consumer, Consumer Low-Income	2009	Final	PulseStart_MetalHalide - Suite Savings application - Low-Income sector
1477	43	Multi-Family Energy Efficiency Rebates	Consumer, Consumer Low-Income	2009	Final	InfraredHalogen_25W- - Suite Savings application - Low-Income sector
1478	43	Multi-Family Energy Efficiency Rebates	Consumer, Consumer Low-Income	2009	Final	InfraredHalogen_26-35W - Suite Savings application - Low-Income sector
1479	43	Multi-Family Energy Efficiency Rebates	Consumer, Consumer Low-Income	2009	Final	InfraredHalogen_36-48W - Suite Savings application - Low-Income sector
1480	43	Multi-Family Energy Efficiency Rebates	Consumer, Consumer Low-Income	2009	Final	InfraredHalogen_49-60W - Suite Savings application - Low-Income sector
1481	43	Multi-Family Energy Efficiency Rebates	Consumer, Consumer Low-Income	2009	Final	Self-BallastedMetalHalide120W - Suite Savings application - Low-Income sector
1482	43	Multi-Family Energy Efficiency Rebates	Consumer, Consumer Low-Income	2009	Final	Self-BallastedMetalHalide50W - Suite Savings application - Low-Income sector
1483	43	Multi-Family Energy Efficiency Rebates	Consumer, Consumer Low-Income	2009	Final	MetalHalide_150W - Suite Savings application - Low-Income sector
1484	43	Multi-Family Energy Efficiency Rebates	Consumer, Consumer Low-Income	2009	Final	MetalHalide_360W - Suite Savings application - Low-Income sector
1485	43	Multi-Family Energy Efficiency Rebates	Consumer, Consumer Low-Income	2009	Final	HighPressure_225W - Suite Savings application - Low-Income sector
1486	43	Multi-Family Energy Efficiency Rebates	Consumer, Consumer Low-Income	2009	Final	ElecBallast_MetalHde200-W - Suite Savings application - Low-Income sector
1487	43	Multi-Family Energy Efficiency Rebates	Consumer, Consumer Low-Income	2009	Final	ElecBallast_MetalHde250-360W - Suite Savings application - Low-Income sector
1488	43	Multi-Family Energy Efficiency Rebates	Consumer, Consumer Low-Income	2009	Final	ElecBallast_MetalHde400+W - Suite Savings application - Low-Income sector
1489	43	Multi-Family Energy Efficiency Rebates	Consumer, Consumer Low-Income	2009	Final	ElecBallast_HighPress200-W - Suite Savings application - Low-Income sector
1490	43	Multi-Family Energy Efficiency Rebates	Consumer, Consumer Low-Income	2009	Final	ElecBallast_HighPress250W - Suite Savings application - Low-Income sector
1491	43	Multi-Family Energy Efficiency Rebates	Consumer, Consumer Low-Income	2009	Final	ElecBallast_HighPress400W - Suite Savings application - Low-Income sector
1492	43	Multi-Family Energy Efficiency Rebates	Consumer, Consumer Low-Income	2009	Final	ElecBallast_HighPress600W - Suite Savings application - Low-Income sector
1493	43	Multi-Family Energy Efficiency Rebates	Consumer, Consumer Low-Income	2009	Final	ElecBallast_HighPress1000W - Suite Savings application - Low-Income sector
1494	43	Multi-Family Energy Efficiency Rebates	Consumer, Consumer Low-Income	2009	Final	OccSen_SwitchPlate - Suite Savings application - Low-Income sector
1495	43	Multi-Family Energy Efficiency Rebates	Consumer, Consumer Low-Income	2009	Final	OccSen_CeilingMounted - Suite Savings application - Low-Income sector
1496	43	Multi-Family Energy Efficiency Rebates	Consumer, Consumer Low-Income	2009	Final	TempControls_InSuiteHeat - Suite Savings application - Low-Income sector

## Measure Results at End-User Level

[illegible][illegible]



## Measure Results at End-User Level

[illegible]



## Measure Results at End-User Level

[illegible]

OPA Conservation & Demand Management Programs

Measure Results at End-User Level

For: Province Wide

#	Initiative Number	Initiative Name	Program Name	Program Year	Results Status	#
1497	43	Multi-Family Energy Efficiency Rebates	Consumer, Consumer Low-Income	2009	Final	374
1498	43	Multi-Family Energy Efficiency Rebates	Consumer, Consumer Low-Income	2009	Final	375
1499	43	Multi-Family Energy Efficiency Rebates	Consumer, Consumer Low-Income	2009	Final	376
1500	43	Multi-Family Energy Efficiency Rebates	Consumer, Consumer Low-Income	2009	Final	377
1501	43	Multi-Family Energy Efficiency Rebates	Consumer, Consumer Low-Income	2009	Final	378
1502	43	Multi-Family Energy Efficiency Rebates	Consumer, Consumer Low-Income	2009	Final	379
1503	43	Multi-Family Energy Efficiency Rebates	Consumer, Consumer Low-Income	2009	Final	380
1504	43	Multi-Family Energy Efficiency Rebates	Consumer, Consumer Low-Income	2009	Final	381
1505	43	Multi-Family Energy Efficiency Rebates	Consumer, Consumer Low-Income	2009	Final	382
1506	43	Multi-Family Energy Efficiency Rebates	Consumer, Consumer Low-Income	2009	Final	383
1507	43	Multi-Family Energy Efficiency Rebates	Consumer, Consumer Low-Income	2009	Final	384
1508	43	Multi-Family Energy Efficiency Rebates	Consumer, Consumer Low-Income	2009	Final	385
1509	43	Multi-Family Energy Efficiency Rebates	Consumer, Consumer Low-Income	2009	Final	386
1510	43	Multi-Family Energy Efficiency Rebates	Consumer, Consumer Low-Income	2009	Final	387
1511	43	Multi-Family Energy Efficiency Rebates	Consumer, Consumer Low-Income	2009	Final	388
1512	43	Multi-Family Energy Efficiency Rebates	Consumer, Consumer Low-Income	2009	Final	389
1513	43	Multi-Family Energy Efficiency Rebates	Consumer, Consumer Low-Income	2009	Final	390
1514	43	Multi-Family Energy Efficiency Rebates	Consumer, Consumer Low-Income	2009	Final	391
1515	43	Multi-Family Energy Efficiency Rebates	Consumer, Consumer Low-Income	2009	Final	392
1516	43	Multi-Family Energy Efficiency Rebates	Consumer, Consumer Low-Income	2009	Final	393
1517	43	Multi-Family Energy Efficiency Rebates	Consumer, Consumer Low-Income	2009	Final	394
1518	43	Multi-Family Energy Efficiency Rebates	Consumer, Consumer Low-Income	2009	Final	395
1519	43	Multi-Family Energy Efficiency Rebates	Consumer, Consumer Low-Income	2009	Final	396
1520	43	Multi-Family Energy Efficiency Rebates	Consumer, Consumer Low-Income	2009	Final	397
1521	43	Multi-Family Energy Efficiency Rebates	Consumer, Consumer Low-Income	2009	Final	398
1522	43	Multi-Family Energy Efficiency Rebates	Consumer, Consumer Low-Income	2009	Final	399
1523	43	Multi-Family Energy Efficiency Rebates	Consumer, Consumer Low-Income	2009	Final	400
1524	43	Multi-Family Energy Efficiency Rebates	Consumer, Consumer Low-Income	2009	Final	401
1525	43	Multi-Family Energy Efficiency Rebates	Consumer, Consumer Low-Income	2009	Final	402
1526	43	Multi-Family Energy Efficiency Rebates	Consumer, Consumer Low-Income	2009	Final	403
1527	43	Multi-Family Energy Efficiency Rebates	Consumer, Consumer Low-Income	2009	Final	404
1528	43	Multi-Family Energy Efficiency Rebates	Consumer, Consumer Low-Income	2009	Final	405
1529	43	Multi-Family Energy Efficiency Rebates	Consumer, Consumer Low-Income	2009	Final	406
1530	43	Multi-Family Energy Efficiency Rebates	Consumer, Consumer Low-Income	2009	Final	407

# OPA Conservation & Demand Management Programs

## Measure Results at End-User Level

For: Province Wide

#	Initiative Number	Initiative Name	Program Name	Program Year	Results Status	Measure Name
1497	43	Multi-Family Energy Efficiency Rebates	Consumer, Consumer Low-Income	2009	Final	TempControls_InSuiteCool - Suite Savings application - Low-Income sector
1498	43	Multi-Family Energy Efficiency Rebates	Consumer, Consumer Low-Income	2009	Final	TempControls_Heat&Cool - Suite Savings application - Low-Income sector
1499	43	Multi-Family Energy Efficiency Rebates	Consumer, Consumer Low-Income	2009	Final	ECM_AirFurnace - Suite Savings application - Low-Income sector
1500	43	Multi-Family Energy Efficiency Rebates	Consumer, Consumer Low-Income	2009	Final	GroundSource_LowRise - Suite Savings application - Low-Income sector
1501	43	Multi-Family Energy Efficiency Rebates	Consumer, Consumer Low-Income	2009	Final	GroundSource_HighRise - Suite Savings application - Low-Income sector
1502	43	Multi-Family Energy Efficiency Rebates	Consumer, Consumer Low-Income	2009	Final	GroundSource_Average - Suite Savings application - Low-Income sector
1503	43	Multi-Family Energy Efficiency Rebates	Consumer, Consumer Low-Income	2009	Final	Non-ElectricChillers - Suite Savings application - Low-Income sector
1504	43	Multi-Family Energy Efficiency Rebates	Consumer, Consumer Low-Income	2009	Final	EnerStarWasher - Suite Savings application - Low-Income sector
1505	43	Multi-Family Energy Efficiency Rebates	Consumer, Consumer Low-Income	2009	Final	NaturalGasDryer_InSuite - Suite Savings application - Low-Income sector
1506	43	Multi-Family Energy Efficiency Rebates	Consumer, Consumer Low-Income	2009	Final	NaturalGasDryer_Common - Suite Savings application - Low-Income sector
1507	43	Multi-Family Energy Efficiency Rebates	Consumer, Consumer Low-Income	2009	Final	EnergyStar_DishWasher - Suite Savings application - Low-Income sector
1508	43	Multi-Family Energy Efficiency Rebates	Consumer, Consumer Low-Income	2009	Final	EnergyStar_Fridge - Suite Savings application - Low-Income sector
1509	43	Multi-Family Energy Efficiency Rebates	Consumer, Consumer Low-Income	2009	Final	EnergyStar_CeilingFan - Suite Savings application - Low-Income sector
1510	43	Multi-Family Energy Efficiency Rebates	Consumer, Consumer Low-Income	2009	Final	Non-ElectricWaterHeater - Suite Savings application - Low-Income sector
1511	43	Multi-Family Energy Efficiency Rebates	Consumer, Consumer Low-Income	2009	Final	SolarHotWaterCollector - Suite Savings application - Low-Income sector
1512	43	Multi-Family Energy Efficiency Rebates	Consumer, Consumer Low-Income	2009	Final	Non-ElectricTankHotWater - Suite Savings application - Low-Income sector
1513	43	Multi-Family Energy Efficiency Rebates	Consumer, Consumer Low-Income	2009	Final	DrainWaterHeatRecovery - Suite Savings application - Low-Income sector
1514	43	Multi-Family Energy Efficiency Rebates	Consumer, Consumer Low-Income	2009	Final	DomesticHotWaterRecirc - Suite Savings application - Low-Income sector
1515	43	Multi-Family Energy Efficiency Rebates	Consumer, Consumer Low-Income	2009	Final	EnergyStarExitSigns - Retail / Common Area Savings application - Low-Income sector
1516	43	Multi-Family Energy Efficiency Rebates	Consumer, Consumer Low-Income	2009	Final	FridgeLEDStripLight - Retail / Common Area Savings application - Low-Income sector
1517	43	Multi-Family Energy Efficiency Rebates	Consumer, Consumer Low-Income	2009	Final	NonDimmCFLsScrew_In - Retail / Common Area Savings application - Low-Income sector
1518	43	Multi-Family Energy Efficiency Rebates	Consumer, Consumer Low-Income	2009	Final	NonDimmCFLs_par11W - Retail / Common Area Savings application - Low-Income sector
1519	43	Multi-Family Energy Efficiency Rebates	Consumer, Consumer Low-Income	2009	Final	NonDimmCFLs_par12-20W - Retail / Common Area Savings application - Low-Income sector
1520	43	Multi-Family Energy Efficiency Rebates	Consumer, Consumer Low-Income	2009	Final	NonDimmCFLs_par20+W - Retail / Common Area Savings application - Low-Income sector
1521	43	Multi-Family Energy Efficiency Rebates	Consumer, Consumer Low-Income	2009	Final	Dimm&NonDimmCFL2-pin14W- - Retail / Common Area Savings application - Low-Income sector
1522	43	Multi-Family Energy Efficiency Rebates	Consumer, Consumer Low-Income	2009	Final	Dimm&NonDimmCFL2-pin26W- - Retail / Common Area Savings application - Low-Income sector
1523	43	Multi-Family Energy Efficiency Rebates	Consumer, Consumer Low-Income	2009	Final	Dimm&NonDimmCFL2-pin39W- - Retail / Common Area Savings application - Low-Income sector
1524	43	Multi-Family Energy Efficiency Rebates	Consumer, Consumer Low-Income	2009	Final	Dimm&NonDimmCFL4-pin14W- - Retail / Common Area Savings application - Low-Income sector
1525	43	Multi-Family Energy Efficiency Rebates	Consumer, Consumer Low-Income	2009	Final	Dimm&NonDimmCFL4-pin26W- - Retail / Common Area Savings application - Low-Income sector
1526	43	Multi-Family Energy Efficiency Rebates	Consumer, Consumer Low-Income	2009	Final	Dimm&NonDimmCFL4-pin39W- - Retail / Common Area Savings application - Low-Income sector
1527	43	Multi-Family Energy Efficiency Rebates	Consumer, Consumer Low-Income	2009	Final	DimmCFLs_0-16W - Retail / Common Area Savings application - Low-Income sector
1528	43	Multi-Family Energy Efficiency Rebates	Consumer, Consumer Low-Income	2009	Final	DimmCFLs_17-20W - Retail / Common Area Savings application - Low-Income sector
1529	43	Multi-Family Energy Efficiency Rebates	Consumer, Consumer Low-Income	2009	Final	DimmCFLs_21+W - Retail / Common Area Savings application - Low-Income sector
1530	43	Multi-Family Energy Efficiency Rebates	Consumer, Consumer Low-Income	2009	Final	StandardT8_Single - Retail / Common Area Savings application - Low-Income sector

## Measure Results at End-User Level

[illegible][illegible]

## Measure Results at End-User Level

[illegible]



## Measure Results at End-User Level

[illegible]



# OPA Conservation & Demand Management Programs

Measure Results at End-User Level

For: Province Wide

#	Initiative Number	Initiative Name	Program Name	Program Year	Results Status	#
1531	43	Multi-Family Energy Efficiency Rebates	Consumer, Consumer Low-Income	2009	Final	408
1532	43	Multi-Family Energy Efficiency Rebates	Consumer, Consumer Low-Income	2009	Final	409
1533	43	Multi-Family Energy Efficiency Rebates	Consumer, Consumer Low-Income	2009	Final	410
1534	43	Multi-Family Energy Efficiency Rebates	Consumer, Consumer Low-Income	2009	Final	411
1535	43	Multi-Family Energy Efficiency Rebates	Consumer, Consumer Low-Income	2009	Final	412
1536	43	Multi-Family Energy Efficiency Rebates	Consumer, Consumer Low-Income	2009	Final	413
1537	43	Multi-Family Energy Efficiency Rebates	Consumer, Consumer Low-Income	2009	Final	414
1538	43	Multi-Family Energy Efficiency Rebates	Consumer, Consumer Low-Income	2009	Final	415
1539	43	Multi-Family Energy Efficiency Rebates	Consumer, Consumer Low-Income	2009	Final	416
1540	43	Multi-Family Energy Efficiency Rebates	Consumer, Consumer Low-Income	2009	Final	417
1541	43	Multi-Family Energy Efficiency Rebates	Consumer, Consumer Low-Income	2009	Final	418
1542	43	Multi-Family Energy Efficiency Rebates	Consumer, Consumer Low-Income	2009	Final	419
1543	43	Multi-Family Energy Efficiency Rebates	Consumer, Consumer Low-Income	2009	Final	420
1544	43	Multi-Family Energy Efficiency Rebates	Consumer, Consumer Low-Income	2009	Final	421
1545	43	Multi-Family Energy Efficiency Rebates	Consumer, Consumer Low-Income	2009	Final	422
1546	43	Multi-Family Energy Efficiency Rebates	Consumer, Consumer Low-Income	2009	Final	423
1547	43	Multi-Family Energy Efficiency Rebates	Consumer, Consumer Low-Income	2009	Final	424
1548	43	Multi-Family Energy Efficiency Rebates	Consumer, Consumer Low-Income	2009	Final	425
1549	43	Multi-Family Energy Efficiency Rebates	Consumer, Consumer Low-Income	2009	Final	426
1550	43	Multi-Family Energy Efficiency Rebates	Consumer, Consumer Low-Income	2009	Final	427
1551	43	Multi-Family Energy Efficiency Rebates	Consumer, Consumer Low-Income	2009	Final	428
1552	43	Multi-Family Energy Efficiency Rebates	Consumer, Consumer Low-Income	2009	Final	429
1553	43	Multi-Family Energy Efficiency Rebates	Consumer, Consumer Low-Income	2009	Final	430
1554	43	Multi-Family Energy Efficiency Rebates	Consumer, Consumer Low-Income	2009	Final	431
1555	43	Multi-Family Energy Efficiency Rebates	Consumer, Consumer Low-Income	2009	Final	432
1556	43	Multi-Family Energy Efficiency Rebates	Consumer, Consumer Low-Income	2009	Final	433
1557	43	Multi-Family Energy Efficiency Rebates	Consumer, Consumer Low-Income	2009	Final	434
1558	43	Multi-Family Energy Efficiency Rebates	Consumer, Consumer Low-Income	2009	Final	435
1559	43	Multi-Family Energy Efficiency Rebates	Consumer, Consumer Low-Income	2009	Final	436
1560	43	Multi-Family Energy Efficiency Rebates	Consumer, Consumer Low-Income	2009	Final	437
1561	43	Multi-Family Energy Efficiency Rebates	Consumer, Consumer Low-Income	2009	Final	438
1562	43	Multi-Family Energy Efficiency Rebates	Consumer, Consumer Low-Income	2009	Final	439
1563	43	Multi-Family Energy Efficiency Rebates	Consumer, Consumer Low-Income	2009	Final	440
1564	43	Multi-Family Energy Efficiency Rebates	Consumer, Consumer Low-Income	2009	Final	441

# OPA Conservation & Demand Management Programs

## Measure Results at End-User Level

For: Province Wide

#	Initiative Number	Initiative Name	Program Name	Program Year	Results Status	Measure Name
1531	43	Multi-Family Energy Efficiency Rebates	Consumer, Consumer Low-Income	2009	Final	StandardT8_Two - Retail / Common Area Savings application - Low-Income sector
1532	43	Multi-Family Energy Efficiency Rebates	Consumer, Consumer Low-Income	2009	Final	StandardT8_Three - Retail / Common Area Savings application - Low-Income sector
1533	43	Multi-Family Energy Efficiency Rebates	Consumer, Consumer Low-Income	2009	Final	StandardT8_Four - Retail / Common Area Savings application - Low-Income sector
1534	43	Multi-Family Energy Efficiency Rebates	Consumer, Consumer Low-Income	2009	Final	RWHHighT8Fixtures_Single - Retail / Common Area Savings application - Low-Income sector
1535	43	Multi-Family Energy Efficiency Rebates	Consumer, Consumer Low-Income	2009	Final	RWHHighT8Fixtures_Two - Retail / Common Area Savings application - Low-Income sector
1536	43	Multi-Family Energy Efficiency Rebates	Consumer, Consumer Low-Income	2009	Final	RWHHighT8Fixtures_Three - Retail / Common Area Savings application - Low-Income sector
1537	43	Multi-Family Energy Efficiency Rebates	Consumer, Consumer Low-Income	2009	Final	RWHHighT8Fixtures_Four - Retail / Common Area Savings application - Low-Income sector
1538	43	Multi-Family Energy Efficiency Rebates	Consumer, Consumer Low-Income	2009	Final	StdMedBayT8_Four - Retail / Common Area Savings application - Low-Income sector
1539	43	Multi-Family Energy Efficiency Rebates	Consumer, Consumer Low-Income	2009	Final	MedBayT8_Six - Retail / Common Area Savings application - Low-Income sector
1540	43	Multi-Family Energy Efficiency Rebates	Consumer, Consumer Low-Income	2009	Final	MedBayT8_Eight - Retail / Common Area Savings application - Low-Income sector
1541	43	Multi-Family Energy Efficiency Rebates	Consumer, Consumer Low-Income	2009	Final	HighMedBayT8_Four - Retail / Common Area Savings application - Low-Income sector
1542	43	Multi-Family Energy Efficiency Rebates	Consumer, Consumer Low-Income	2009	Final	HighMedBayT8_Six - Retail / Common Area Savings application - Low-Income sector
1543	43	Multi-Family Energy Efficiency Rebates	Consumer, Consumer Low-Income	2009	Final	HighMedBayT8_Eight - Retail / Common Area Savings application - Low-Income sector
1544	43	Multi-Family Energy Efficiency Rebates	Consumer, Consumer Low-Income	2009	Final	T5Fixture_1Lamp - Retail / Common Area Savings application - Low-Income sector
1545	43	Multi-Family Energy Efficiency Rebates	Consumer, Consumer Low-Income	2009	Final	T5Fixture_2Lamps - Retail / Common Area Savings application - Low-Income sector
1546	43	Multi-Family Energy Efficiency Rebates	Consumer, Consumer Low-Income	2009	Final	T5Fixture_3Lamps - Retail / Common Area Savings application - Low-Income sector
1547	43	Multi-Family Energy Efficiency Rebates	Consumer, Consumer Low-Income	2009	Final	T5Fixture_HO1Lamp - Retail / Common Area Savings application - Low-Income sector
1548	43	Multi-Family Energy Efficiency Rebates	Consumer, Consumer Low-Income	2009	Final	T5Fixture_HO2Lamp - Retail / Common Area Savings application - Low-Income sector
1549	43	Multi-Family Energy Efficiency Rebates	Consumer, Consumer Low-Income	2009	Final	T5MedHighFixture_4Lamp - Retail / Common Area Savings application - Low-Income sector
1550	43	Multi-Family Energy Efficiency Rebates	Consumer, Consumer Low-Income	2009	Final	T5MedHighFixture_6Lamp - Retail / Common Area Savings application - Low-Income sector
1551	43	Multi-Family Energy Efficiency Rebates	Consumer, Consumer Low-Income	2009	Final	T5MedHighFixture_8Lamp - Retail / Common Area Savings application - Low-Income sector
1552	43	Multi-Family Energy Efficiency Rebates	Consumer, Consumer Low-Income	2009	Final	T5MedHighFixture_10Lamp - Retail / Common Area Savings application - Low-Income sector
1553	43	Multi-Family Energy Efficiency Rebates	Consumer, Consumer Low-Income	2009	Final	T5MedHighFixture_12Lamp - Retail / Common Area Savings application - Low-Income sector
1554	43	Multi-Family Energy Efficiency Rebates	Consumer, Consumer Low-Income	2009	Final	PulseStart_MetalHalide - Retail / Common Area Savings application - Low-Income sector
1555	43	Multi-Family Energy Efficiency Rebates	Consumer, Consumer Low-Income	2009	Final	InfraredHalogen_25W - Retail / Common Area Savings application - Low-Income sector
1556	43	Multi-Family Energy Efficiency Rebates	Consumer, Consumer Low-Income	2009	Final	InfraredHalogen_26-35W - Retail / Common Area Savings application - Low-Income sector
1557	43	Multi-Family Energy Efficiency Rebates	Consumer, Consumer Low-Income	2009	Final	InfraredHalogen_36-48W - Retail / Common Area Savings application - Low-Income sector
1558	43	Multi-Family Energy Efficiency Rebates	Consumer, Consumer Low-Income	2009	Final	InfraredHalogen_49-60W - Retail / Common Area Savings application - Low-Income sector
1559	43	Multi-Family Energy Efficiency Rebates	Consumer, Consumer Low-Income	2009	Final	Self-BallastedMetalHalide120W - Retail / Common Area Savings application - Low-Income sector
1560	43	Multi-Family Energy Efficiency Rebates	Consumer, Consumer Low-Income	2009	Final	Self-BallastedMetalHalide50W - Retail / Common Area Savings application - Low-Income sector
1561	43	Multi-Family Energy Efficiency Rebates	Consumer, Consumer Low-Income	2009	Final	MetalHalide_150W - Retail / Common Area Savings application - Low-Income sector
1562	43	Multi-Family Energy Efficiency Rebates	Consumer, Consumer Low-Income	2009	Final	MetalHalide_360W - Retail / Common Area Savings application - Low-Income sector
1563	43	Multi-Family Energy Efficiency Rebates	Consumer, Consumer Low-Income	2009	Final	HighPressure_225W - Retail / Common Area Savings application - Low-Income sector
1564	43	Multi-Family Energy Efficiency Rebates	Consumer, Consumer Low-Income	2009	Final	ElecBallast_MetalHde200-W - Retail / Common Area Savings application - Low-Income sector

## Measure Results at End-User Level

[illegible][illegible]

## Measure Results at End-User Level

[illegible]

## Measure Results at End-User Level

[illegible]

OPA Conservation & Demand Management Programs

Measure Results at End-User Level

For: Province Wide

#	Initiative Number	Initiative Name	Program Name	Program Year	Results Status	#
1565	43	Multi-Family Energy Efficiency Rebates	Consumer, Consumer Low-Income	2009	Final	442
1566	43	Multi-Family Energy Efficiency Rebates	Consumer, Consumer Low-Income	2009	Final	443
1567	43	Multi-Family Energy Efficiency Rebates	Consumer, Consumer Low-Income	2009	Final	444
1568	43	Multi-Family Energy Efficiency Rebates	Consumer, Consumer Low-Income	2009	Final	445
1569	43	Multi-Family Energy Efficiency Rebates	Consumer, Consumer Low-Income	2009	Final	446
1570	43	Multi-Family Energy Efficiency Rebates	Consumer, Consumer Low-Income	2009	Final	447
1571	43	Multi-Family Energy Efficiency Rebates	Consumer, Consumer Low-Income	2009	Final	448
1572	43	Multi-Family Energy Efficiency Rebates	Consumer, Consumer Low-Income	2009	Final	449
1573	43	Multi-Family Energy Efficiency Rebates	Consumer, Consumer Low-Income	2009	Final	450
1574	43	Multi-Family Energy Efficiency Rebates	Consumer, Consumer Low-Income	2009	Final	451
1575	43	Multi-Family Energy Efficiency Rebates	Consumer, Consumer Low-Income	2009	Final	452
1576	43	Multi-Family Energy Efficiency Rebates	Consumer, Consumer Low-Income	2009	Final	453
1577	43	Multi-Family Energy Efficiency Rebates	Consumer, Consumer Low-Income	2009	Final	454
1578	43	Multi-Family Energy Efficiency Rebates	Consumer, Consumer Low-Income	2009	Final	455
1579	43	Multi-Family Energy Efficiency Rebates	Consumer, Consumer Low-Income	2009	Final	456
1580	43	Multi-Family Energy Efficiency Rebates	Consumer, Consumer Low-Income	2009	Final	457
1581	43	Multi-Family Energy Efficiency Rebates	Consumer, Consumer Low-Income	2009	Final	458
1582	43	Multi-Family Energy Efficiency Rebates	Consumer, Consumer Low-Income	2009	Final	459
1583	43	Multi-Family Energy Efficiency Rebates	Consumer, Consumer Low-Income	2009	Final	460
1584	43	Multi-Family Energy Efficiency Rebates	Consumer, Consumer Low-Income	2009	Final	461
1585	43	Multi-Family Energy Efficiency Rebates	Consumer, Consumer Low-Income	2009	Final	462
1586	43	Multi-Family Energy Efficiency Rebates	Consumer, Consumer Low-Income	2009	Final	463
1587	43	Multi-Family Energy Efficiency Rebates	Consumer, Consumer Low-Income	2009	Final	464
1588	43	Multi-Family Energy Efficiency Rebates	Consumer, Consumer Low-Income	2009	Final	465
1589	43	Multi-Family Energy Efficiency Rebates	Consumer, Consumer Low-Income	2009	Final	466
1590	43	Multi-Family Energy Efficiency Rebates	Consumer, Consumer Low-Income	2009	Final	467
1591	43	Multi-Family Energy Efficiency Rebates	Consumer, Consumer Low-Income	2009	Final	468
1592	43	Multi-Family Energy Efficiency Rebates	Consumer, Consumer Low-Income	2009	Final	469
1593	43	Multi-Family Energy Efficiency Rebates	Consumer, Consumer Low-Income	2009	Final	470
1594	44	Demand Response 1	Business, Industrial	2009	Final	1
1595	45	Demand Response 2	Business, Industrial	2009	Final	1
1596	46	Demand Response 3	Business, Industrial	2009	Final	1
1597	47	Loblaw & York Region Demand Response	Business, Industrial	2009	Final	1
1598	47	Loblaw & York Region Demand Response	Business, Industrial	2009	Final	2



# OPA Conservation & Demand Management Programs

## Measure Results at End-User Level

For: Province Wide

#	Initiative Number	Initiative Name	Program Name	Program Year	Results Status	Measure Name
1565	43	Multi-Family Energy Efficiency Rebates	Consumer, Consumer Low-Income	2009	Final	ElecBallast_MetalHde250-360W - Retail / Common Area Savings application - Low-Income sector
1566	43	Multi-Family Energy Efficiency Rebates	Consumer, Consumer Low-Income	2009	Final	ElecBallast_MetalHde400+W - Retail / Common Area Savings application - Low-Income sector
1567	43	Multi-Family Energy Efficiency Rebates	Consumer, Consumer Low-Income	2009	Final	ElecBallast_HighPress200-W - Retail / Common Area Savings application - Low-Income sector
1568	43	Multi-Family Energy Efficiency Rebates	Consumer, Consumer Low-Income	2009	Final	ElecBallast_HighPress250W - Retail / Common Area Savings application - Low-Income sector
1569	43	Multi-Family Energy Efficiency Rebates	Consumer, Consumer Low-Income	2009	Final	ElecBallast_HighPress400W - Retail / Common Area Savings application - Low-Income sector
1570	43	Multi-Family Energy Efficiency Rebates	Consumer, Consumer Low-Income	2009	Final	ElecBallast_HighPress600W - Retail / Common Area Savings application - Low-Income sector
1571	43	Multi-Family Energy Efficiency Rebates	Consumer, Consumer Low-Income	2009	Final	ElecBallast_HighPress1000W - Retail / Common Area Savings application - Low-Income sector
1572	43	Multi-Family Energy Efficiency Rebates	Consumer, Consumer Low-Income	2009	Final	OccSen_SwitchPlate - Retail / Common Area Savings application - Low-Income sector
1573	43	Multi-Family Energy Efficiency Rebates	Consumer, Consumer Low-Income	2009	Final	OccSen_CelingMounted - Retail / Common Area Savings application - Low-Income sector
1574	43	Multi-Family Energy Efficiency Rebates	Consumer, Consumer Low-Income	2009	Final	TempControls_InSuiteHeat - Retail / Common Area Savings application - Low-Income sector
1575	43	Multi-Family Energy Efficiency Rebates	Consumer, Consumer Low-Income	2009	Final	TempControls_InSuiteCool - Retail / Common Area Savings application - Low-Income sector
1576	43	Multi-Family Energy Efficiency Rebates	Consumer, Consumer Low-Income	2009	Final	TempControls_Heat&Cool - Retail / Common Area Savings application - Low-Income sector
1577	43	Multi-Family Energy Efficiency Rebates	Consumer, Consumer Low-Income	2009	Final	ECM_AirFurnace - Retail / Common Area Savings application - Low-Income sector
1578	43	Multi-Family Energy Efficiency Rebates	Consumer, Consumer Low-Income	2009	Final	GroundSource_LowRise - Retail / Common Area Savings application - Low-Income sector
1579	43	Multi-Family Energy Efficiency Rebates	Consumer, Consumer Low-Income	2009	Final	GroundSource_HighRise - Retail / Common Area Savings application - Low-Income sector
1580	43	Multi-Family Energy Efficiency Rebates	Consumer, Consumer Low-Income	2009	Final	GroundSource_Average - Retail / Common Area Savings application - Low-Income sector
1581	43	Multi-Family Energy Efficiency Rebates	Consumer, Consumer Low-Income	2009	Final	Non-ElectricChillers - Retail / Common Area Savings application - Low-Income sector
1582	43	Multi-Family Energy Efficiency Rebates	Consumer, Consumer Low-Income	2009	Final	EnerStarWasher - Retail / Common Area Savings application - Low-Income sector
1583	43	Multi-Family Energy Efficiency Rebates	Consumer, Consumer Low-Income	2009	Final	NaturalGasDryer_InSuite - Retail / Common Area Savings application - Low-Income sector
1584	43	Multi-Family Energy Efficiency Rebates	Consumer, Consumer Low-Income	2009	Final	NaturalGasDryer_Common - Retail / Common Area Savings application - Low-Income sector
1585	43	Multi-Family Energy Efficiency Rebates	Consumer, Consumer Low-Income	2009	Final	EnergyStar_DishWasher - Retail / Common Area Savings application - Low-Income sector
1586	43	Multi-Family Energy Efficiency Rebates	Consumer, Consumer Low-Income	2009	Final	EnergyStar_Fridge - Retail / Common Area Savings application - Low-Income sector
1587	43	Multi-Family Energy Efficiency Rebates	Consumer, Consumer Low-Income	2009	Final	EnergyStar_CeilingFan - Retail / Common Area Savings application - Low-Income sector
1588	43	Multi-Family Energy Efficiency Rebates	Consumer, Consumer Low-Income	2009	Final	Non-ElectricWaterHeater - Retail / Common Area Savings application - Low-Income sector
1589	43	Multi-Family Energy Efficiency Rebates	Consumer, Consumer Low-Income	2009	Final	SolarHotWaterCollector - Retail / Common Area Savings application - Low-Income sector
1590	43	Multi-Family Energy Efficiency Rebates	Consumer, Consumer Low-Income	2009	Final	Non-ElectricTankHotWater - Retail / Common Area Savings application - Low-Income sector
1591	43	Multi-Family Energy Efficiency Rebates	Consumer, Consumer Low-Income	2009	Final	DrainWaterHeatRecovery - Retail / Common Area Savings application - Low-Income sector
1592	43	Multi-Family Energy Efficiency Rebates	Consumer, Consumer Low-Income	2009	Final	DomesticHotWaterRecirc - Retail / Common Area Savings application - Low-Income sector
1593	43	Multi-Family Energy Efficiency Rebates	Consumer, Consumer Low-Income	2009	Final	Custom Project - Custom Project application - Low-Income sector
1594	44	Demand Response 1	Business, Industrial	2009	Final	Voluntary Load Shedding Project
1595	45	Demand Response 2	Business, Industrial	2009	Final	Contractual Load Shifting Project
1596	46	Demand Response 3	Business, Industrial	2009	Final	Contractual Load Shedding Project
1597	47	Loblaw & York Region Demand Response	Business, Industrial	2009	Final	Rodan Contract
1598	47	Loblaw & York Region Demand Response	Business, Industrial	2009	Final	Loblaw Contract



OPA Conservation & Demand Management Programs

Measure Results at End-User Level

For: Province Wide

#	Initiative Number	Initiative Name	Program Name	Program Year	Results Status	Assumptions				Activity Results (#)
						Net Annual Energy Savings (kWh)	Net Lifetime Energy Savings (kWh)	Aggregate Net-to-Gross Adjustment (%)	Effective Useful Life (EUL)	
1565	43	Multi-Family Energy Efficiency Rebates	Consumer, Consumer Low-Income	2009	Final	Quasi-Prescriptive	Quasi-Prescriptive	100.0	12.1	n/a
1566	43	Multi-Family Energy Efficiency Rebates	Consumer, Consumer Low-Income	2009	Final	Quasi-Prescriptive	Quasi-Prescriptive	100.0	12.1	n/a
1567	43	Multi-Family Energy Efficiency Rebates	Consumer, Consumer Low-Income	2009	Final	Quasi-Prescriptive	Quasi-Prescriptive	100.0	12.1	n/a
1568	43	Multi-Family Energy Efficiency Rebates	Consumer, Consumer Low-Income	2009	Final	Quasi-Prescriptive	Quasi-Prescriptive	100.0	12.1	n/a
1569	43	Multi-Family Energy Efficiency Rebates	Consumer, Consumer Low-Income	2009	Final	Quasi-Prescriptive	Quasi-Prescriptive	100.0	12.1	n/a
1570	43	Multi-Family Energy Efficiency Rebates	Consumer, Consumer Low-Income	2009	Final	Quasi-Prescriptive	Quasi-Prescriptive	100.0	12.1	n/a
1571	43	Multi-Family Energy Efficiency Rebates	Consumer, Consumer Low-Income	2009	Final	Quasi-Prescriptive	Quasi-Prescriptive	100.0	12.1	n/a
1572	43	Multi-Family Energy Efficiency Rebates	Consumer, Consumer Low-Income	2009	Final	Quasi-Prescriptive	Quasi-Prescriptive	100.0	12.1	n/a
1573	43	Multi-Family Energy Efficiency Rebates	Consumer, Consumer Low-Income	2009	Final	Quasi-Prescriptive	Quasi-Prescriptive	100.0	12.1	n/a
1574	43	Multi-Family Energy Efficiency Rebates	Consumer, Consumer Low-Income	2009	Final	Quasi-Prescriptive	Quasi-Prescriptive	100.0	12.1	n/a
1575	43	Multi-Family Energy Efficiency Rebates	Consumer, Consumer Low-Income	2009	Final	Quasi-Prescriptive	Quasi-Prescriptive	100.0	12.1	n/a
1576	43	Multi-Family Energy Efficiency Rebates	Consumer, Consumer Low-Income	2009	Final	Quasi-Prescriptive	Quasi-Prescriptive	100.0	12.1	n/a
1577	43	Multi-Family Energy Efficiency Rebates	Consumer, Consumer Low-Income	2009	Final	Quasi-Prescriptive	Quasi-Prescriptive	100.0	12.1	n/a
1578	43	Multi-Family Energy Efficiency Rebates	Consumer, Consumer Low-Income	2009	Final	Quasi-Prescriptive	Quasi-Prescriptive	100.0	12.1	n/a
1579	43	Multi-Family Energy Efficiency Rebates	Consumer, Consumer Low-Income	2009	Final	Quasi-Prescriptive	Quasi-Prescriptive	100.0	12.1	n/a
1580	43	Multi-Family Energy Efficiency Rebates	Consumer, Consumer Low-Income	2009	Final	Quasi-Prescriptive	Quasi-Prescriptive	100.0	12.1	n/a
1581	43	Multi-Family Energy Efficiency Rebates	Consumer, Consumer Low-Income	2009	Final	Quasi-Prescriptive	Quasi-Prescriptive	100.0	12.1	n/a
1582	43	Multi-Family Energy Efficiency Rebates	Consumer, Consumer Low-Income	2009	Final	Quasi-Prescriptive	Quasi-Prescriptive	100.0	12.1	n/a
1583	43	Multi-Family Energy Efficiency Rebates	Consumer, Consumer Low-Income	2009	Final	Quasi-Prescriptive	Quasi-Prescriptive	100.0	12.1	n/a
1584	43	Multi-Family Energy Efficiency Rebates	Consumer, Consumer Low-Income	2009	Final	Quasi-Prescriptive	Quasi-Prescriptive	100.0	12.1	n/a
1585	43	Multi-Family Energy Efficiency Rebates	Consumer, Consumer Low-Income	2009	Final	Quasi-Prescriptive	Quasi-Prescriptive	100.0	12.1	n/a
1586	43	Multi-Family Energy Efficiency Rebates	Consumer, Consumer Low-Income	2009	Final	Quasi-Prescriptive	Quasi-Prescriptive	100.0	12.1	n/a
1587	43	Multi-Family Energy Efficiency Rebates	Consumer, Consumer Low-Income	2009	Final	Quasi-Prescriptive	Quasi-Prescriptive	100.0	12.1	n/a
1588	43	Multi-Family Energy Efficiency Rebates	Consumer, Consumer Low-Income	2009	Final	Quasi-Prescriptive	Quasi-Prescriptive	100.0	12.1	n/a
1589	43	Multi-Family Energy Efficiency Rebates	Consumer, Consumer Low-Income	2009	Final	Quasi-Prescriptive	Quasi-Prescriptive	100.0	12.1	n/a
1590	43	Multi-Family Energy Efficiency Rebates	Consumer, Consumer Low-Income	2009	Final	Quasi-Prescriptive	Quasi-Prescriptive	100.0	12.1	n/a
1591	43	Multi-Family Energy Efficiency Rebates	Consumer, Consumer Low-Income	2009	Final	Quasi-Prescriptive	Quasi-Prescriptive	100.0	12.1	n/a
1592	43	Multi-Family Energy Efficiency Rebates	Consumer, Consumer Low-Income	2009	Final	Quasi-Prescriptive	Quasi-Prescriptive	100.0	12.1	n/a
1593	43	Multi-Family Energy Efficiency Rebates	Consumer, Consumer Low-Income	2009	Final	Custom	Custom	100.0	Custom	n/a
1594	44	Demand Response 1	Business, Industrial	2009	Final	Custom	Custom	100.0	1.0	21
1595	45	Demand Response 2	Business, Industrial	2009	Final	Custom	Custom	100.0	1.0	3
1596	46	Demand Response 3	Business, Industrial	2009	Final	Custom	Custom	100.0	1.0	122
1597	47	Loblaw & York Region Demand Response	Business, Industrial	2009	Final	0	0	100.0	1.0	1
1598	47	Loblaw & York Region Demand Response	Business, Industrial	2009	Final	0	0	100.0	1.0	1

# OPA Conservation & Demand Management Programs

Measure Results at End-User Level

For: Province Wide

#	Initiative Number	Initiative Name	Program Name	Program Year	Results Status	Province Wide Results					
						Gross Summer Peak Demand Savings (kW)	Gross Annual Energy Savings (kWh)	Gross Lifetime Energy Savings (kWh)	Net Summer Peak Demand Savings (kW)	Net Annual Energy Savings (kWh)	Net Lifetime Energy Savings (kWh)
1565	43	Multi-Family Energy Efficiency Rebates	Consumer, Consumer Low-Income	2009	Final	n/a	n/a	n/a	n/a	n/a	n/a
1566	43	Multi-Family Energy Efficiency Rebates	Consumer, Consumer Low-Income	2009	Final	n/a	n/a	n/a	n/a	n/a	n/a
1567	43	Multi-Family Energy Efficiency Rebates	Consumer, Consumer Low-Income	2009	Final	n/a	n/a	n/a	n/a	n/a	n/a
1568	43	Multi-Family Energy Efficiency Rebates	Consumer, Consumer Low-Income	2009	Final	n/a	n/a	n/a	n/a	n/a	n/a
1569	43	Multi-Family Energy Efficiency Rebates	Consumer, Consumer Low-Income	2009	Final	n/a	n/a	n/a	n/a	n/a	n/a
1570	43	Multi-Family Energy Efficiency Rebates	Consumer, Consumer Low-Income	2009	Final	n/a	n/a	n/a	n/a	n/a	n/a
1571	43	Multi-Family Energy Efficiency Rebates	Consumer, Consumer Low-Income	2009	Final	n/a	n/a	n/a	n/a	n/a	n/a
1572	43	Multi-Family Energy Efficiency Rebates	Consumer, Consumer Low-Income	2009	Final	n/a	n/a	n/a	n/a	n/a	n/a
1573	43	Multi-Family Energy Efficiency Rebates	Consumer, Consumer Low-Income	2009	Final	n/a	n/a	n/a	n/a	n/a	n/a
1574	43	Multi-Family Energy Efficiency Rebates	Consumer, Consumer Low-Income	2009	Final	n/a	n/a	n/a	n/a	n/a	n/a
1575	43	Multi-Family Energy Efficiency Rebates	Consumer, Consumer Low-Income	2009	Final	n/a	n/a	n/a	n/a	n/a	n/a
1576	43	Multi-Family Energy Efficiency Rebates	Consumer, Consumer Low-Income	2009	Final	n/a	n/a	n/a	n/a	n/a	n/a
1577	43	Multi-Family Energy Efficiency Rebates	Consumer, Consumer Low-Income	2009	Final	n/a	n/a	n/a	n/a	n/a	n/a
1578	43	Multi-Family Energy Efficiency Rebates	Consumer, Consumer Low-Income	2009	Final	n/a	n/a	n/a	n/a	n/a	n/a
1579	43	Multi-Family Energy Efficiency Rebates	Consumer, Consumer Low-Income	2009	Final	n/a	n/a	n/a	n/a	n/a	n/a
1580	43	Multi-Family Energy Efficiency Rebates	Consumer, Consumer Low-Income	2009	Final	n/a	n/a	n/a	n/a	n/a	n/a
1581	43	Multi-Family Energy Efficiency Rebates	Consumer, Consumer Low-Income	2009	Final	n/a	n/a	n/a	n/a	n/a	n/a
1582	43	Multi-Family Energy Efficiency Rebates	Consumer, Consumer Low-Income	2009	Final	n/a	n/a	n/a	n/a	n/a	n/a
1583	43	Multi-Family Energy Efficiency Rebates	Consumer, Consumer Low-Income	2009	Final	n/a	n/a	n/a	n/a	n/a	n/a
1584	43	Multi-Family Energy Efficiency Rebates	Consumer, Consumer Low-Income	2009	Final	n/a	n/a	n/a	n/a	n/a	n/a
1585	43	Multi-Family Energy Efficiency Rebates	Consumer, Consumer Low-Income	2009	Final	n/a	n/a	n/a	n/a	n/a	n/a
1586	43	Multi-Family Energy Efficiency Rebates	Consumer, Consumer Low-Income	2009	Final	n/a	n/a	n/a	n/a	n/a	n/a
1587	43	Multi-Family Energy Efficiency Rebates	Consumer, Consumer Low-Income	2009	Final	n/a	n/a	n/a	n/a	n/a	n/a
1588	43	Multi-Family Energy Efficiency Rebates	Consumer, Consumer Low-Income	2009	Final	n/a	n/a	n/a	n/a	n/a	n/a
1589	43	Multi-Family Energy Efficiency Rebates	Consumer, Consumer Low-Income	2009	Final	n/a	n/a	n/a	n/a	n/a	n/a
1590	43	Multi-Family Energy Efficiency Rebates	Consumer, Consumer Low-Income	2009	Final	n/a	n/a	n/a	n/a	n/a	n/a
1591	43	Multi-Family Energy Efficiency Rebates	Consumer, Consumer Low-Income	2009	Final	n/a	n/a	n/a	n/a	n/a	n/a
1592	43	Multi-Family Energy Efficiency Rebates	Consumer, Consumer Low-Income	2009	Final	n/a	n/a	n/a	n/a	n/a	n/a
1593	43	Multi-Family Energy Efficiency Rebates	Consumer, Consumer Low-Income	2009	Final	n/a	n/a	n/a	n/a	n/a	n/a
1594	44	Demand Response 1	Business, Industrial	2009	Final	175,250.00	7,700,000	7,700,000	175,250.00	7,700,000	7,700,000
1595	45	Demand Response 2	Business, Industrial	2009	Final	119,000.00	73,300,000	73,300,000	119,000.00	73,300,000	73,300,000
1596	46	Demand Response 3	Business, Industrial	2009	Final	170,000.00	1,400,000	1,400,000	170,000.00	1,400,000	1,400,000
1597	47	Loblaw & York Region Demand Response	Business, Industrial	2009	Final	19,210.00	0	0	19,210.00	0	0
1598	47	Loblaw & York Region Demand Response	Business, Industrial	2009	Final	10,000.00	0	0	10,000.00	0	0

OPA Conservation & Demand Management Programs

Measure Results at End-User Level

For: Province Wide

#	Initiative Number	Initiative Name	Program Name	Program Year	Results Status	#
1599	48	LDC Custom - Thunder Bay Hydro - Phantom Load	Consumer	2009	Final	1
1600	49	LDC Custom - Toronto Hydro - Summer Challenge	Consumer	2009	Final	1
1601	50	LDC Custom - PowerStream - Data Centers	Business	2009	Final	1
1602	51	Toronto Comprehensive Adjustment	Consumer, Business	2008	Final	1
1603	51	Toronto Comprehensive Adjustment	Consumer, Business	2008	Final	2
1604	52	LDC Custom - Hydro One Networks Inc. - Double Return Adjustment	Business, Industrial	2008	Final	1

# OPA Conservation & Demand Management Programs

Measure Results at End-User Level

For: Province Wide

#	Initiative Number	Initiative Name	Program Name	Program Year	Results Status	Measure Name
1599	48	LDC Custom - Thunder Bay Hydro - Phantom Load	Consumer	2009	Final	Power Bar with Integrated Timer
1600	49	LDC Custom - Toronto Hydro - Summer Challenge	Consumer	2009	Final	Households
1601	50	LDC Custom - PowerStream - Data Centers	Business	2009	Final	Data Centers
1602	51	Toronto Comprehensive Adjustment	Consumer, Business	2008	Final	Toronto Hydro-Electric System Limited – Business Incentive Program (BIP) - Commercial
1603	51	Toronto Comprehensive Adjustment	Consumer, Business	2008	Final	Toronto Hydro-Electric System Limited – Business Incentive Program (BIP) - Multi-Family
1604	52	LDC Custom - Hydro One Networks Inc. - Double Return Adjustment	Business, Industrial	2008	Final	Custom Project



OPA Conservation & Demand Management Programs

Measure Results at End-User Level

For: Province Wide

#	Initiative Number	Initiative Name	Program Name	Program Year	Results Status	Unit Savings As			
						Gross Summer Peak Demand Savings (kW)	Gross Annual Energy Savings (kWh)	Gross Lifetime Energy Savings (kWh)	Net Summer Peak Demand Savings (kW)
1599	48	LDC Custom - Thunder Bay Hydro - Phantom Load	Consumer	2009	Final	0.096	347	347	0.090
1600	49	LDC Custom - Toronto Hydro - Summer Challenge	Consumer	2009	Final	0.195	748	748	0.148
1601	50	LDC Custom - PowerStream - Data Centers	Business	2009	Final	Custom	Custom	Custom	Custom
1602	51	Toronto Comprehensive Adjustment	Consumer, Business	2008	Final	Custom	Custom	Custom	Custom
1603	51	Toronto Comprehensive Adjustment	Consumer, Business	2008	Final	Custom	Custom	Custom	Custom
1604	52	LDC Custom - Hydro One Networks Inc. - Double Return Adjustment	Business, Industrial	2008	Final	Custom	Custom	Custom	Custom

OPA Conservation & Demand Management Programs

Measure Results at End-User Level

For: Province Wide

#	Initiative Number	Initiative Name	Program Name	Program Year	Results Status	Assumptions				Activity Results (#)
						Net Annual Energy Savings (kWh)	Net Lifetime Energy Savings (kWh)	Aggregate Net-to-Gross Adjustment (%)	Effective Useful Life (EUL)	
1599	48	LDC Custom - Thunder Bay Hydro - Phantom Load	Consumer	2009	Final	326	326	94.0	1.0	110
1600	49	LDC Custom - Toronto Hydro - Summer Challenge	Consumer	2009	Final	569	569	76.0	1.0	2,223
1601	50	LDC Custom - PowerStream - Data Centers	Business	2009	Final	Custom	Custom	100.0	20.0	1,000
1602	51	Toronto Comprehensive Adjustment	Consumer, Business	2008	Final	Custom	Custom	59.0	5.2	1,000
1603	51	Toronto Comprehensive Adjustment	Consumer, Business	2008	Final	Custom	Custom	59.0	6.6	1,000
1604	52	LDC Custom - Hydro One Networks Inc. - Double Return Adjustment	Business, Industrial	2008	Final	Custom	Custom	100.0	1.0	1,000

# OPA Conservation & Demand Management Programs

Measure Results at End-User Level

For: Province Wide

#	Initiative Number	Initiative Name	Program Name	Program Year	Results Status	Province Wide Results					
						Gross Summer Peak Demand Savings (kW)	Gross Annual Energy Savings (kWh)	Gross Lifetime Energy Savings (kWh)	Net Summer Peak Demand Savings (kW)	Net Annual Energy Savings (kWh)	Net Lifetime Energy Savings (kWh)
1599	48	LDC Custom - Thunder Bay Hydro - Phantom Load	Consumer	2009	Final	10.53	38,191	38,191	9.90	35,900	35,900
1600	49	LDC Custom - Toronto Hydro - Summer Challenge	Consumer	2009	Final	434.21	1,663,158	1,663,158	330.00	1,264,000	1,264,000
1601	50	LDC Custom - PowerStream - Data Centers	Business	2009	Final	250.00	0	0	250.00	0	0
1602	51	Toronto Comprehensive Adjustment	Consumer, Business	2008	Final	1,100.00	7,400,000	38,274,419	700.00	4,300,000	22,240,541
1603	51	Toronto Comprehensive Adjustment	Consumer, Business	2008	Final	6,100.00	39,000,000	257,769,565	3,600.00	23,000,000	152,017,949
1604	52	LDC Custom - Hydro One Networks Inc. - Double Return Adjustment	Business, Industrial	2008	Final	-7,000.00	0	0	-7,000.00	0	0

OPA Conservation & Demand Management Programs  
LDC Statistics

Source: Ontario Energy Board - Reporting and Record Keeping Requirements - Yearbook of Electricity Distributors (<http://www.oeb.gov.on.ca/OEB/Industry/Media+Room/Publications/RRR+Reports/Yearbook+of+Distributors>)

#	Local Distribution Company	Note	2006					2007					2008				
			Residential		Non-Residential			Residential		Non-Residential			Residential		Non-Residential		
			Energy Throughput		Energy Throughput			Energy Throughput		Energy Throughput			Energy Throughput		Energy Throughput		
			(kWh)	(%)	(kWh)	(%)	(%)	(kWh)	(%)	(kWh)	(%)	(%)	(kWh)	(%)	(kWh)	(%)	(%)
1	Algoma Power Inc.	Formerly Great Lakes Power Ltd.	91,383,636	0.23%	102,068,591	0.13%		92,360,867	0.22%	109,854,998	0.13%		87,951,272	0.22%	89,322,297		
2	Atikokan Hydro Inc.		11,400,673	0.03%	34,099,588	0.04%		11,858,778	0.03%	31,082,191	0.04%		11,183,350	0.03%	14,843,605		
3	Attawapiskat Power Corporation	2006 & 2007 Ontario Energy Board Yearbook of Electricity Distributors data not available, used 2008.	10,195,067	0.03%	0	0.00%		10,195,067	0.02%	0	0.00%		10,195,067	0.03%	0		
4	Bluewater Power Distribution Corporation		261,470,152	0.65%	842,737,021	1.08%		264,836,003	0.64%	855,922,144	1.04%		261,354,534	0.64%	821,568,128		
5	Brant County Power Inc.		79,563,205	0.20%	145,133,733	0.19%		81,004,255	0.20%	207,717,221	0.25%		79,817,804	0.20%	200,988,235		
6	Brantford Power Inc.		284,501,278	0.71%	680,671,928	0.87%		298,531,289	0.73%	741,598,484	0.90%		291,972,257	0.72%	719,465,778		
7	Burlington Hydro Inc.		551,419,663	1.37%	1,182,280,000	1.51%		567,063,035	1.38%	1,199,736,238	1.45%		557,752,794	1.37%	1,158,340,390		
8	COLLUS Power Corporation		110,110,859	0.27%	225,767,061	0.29%		113,589,579	0.28%	215,072,148	0.26%		114,695,863	0.28%	205,759,520		
9	Cambridge and North Dumfries Hydro Inc.		389,897,758	0.97%	1,175,499,726	1.50%		395,062,443	0.96%	1,165,105,313	1.41%		384,779,246	0.95%	1,125,532,050		
10	Canadian Niagara Power Inc.	Includes Canadian Niagara Power Inc. - Fort Erie & Eastern Ontario Power Inc.	143,693,705	0.36%	215,257,881	0.28%		143,862,348	0.35%	215,810,521	0.26%		141,136,541	0.35%	206,108,617		
11	Centre Wellington Hydro Ltd.		44,421,203	0.11%	104,851,041	0.13%		46,699,194	0.11%	111,831,932	0.14%		44,627,090	0.11%	113,895,413		
12	Chapleau Public Utilities Corporation		14,654,854	0.04%	13,456,323	0.02%		15,018,918	0.04%	13,186,691	0.02%		15,056,281	0.04%	13,204,594		
13	Chatham-Kent Hydro Inc.		239,607,514	0.59%	615,842,408	0.79%		236,072,777	0.57%	601,416,856	0.73%		232,973,162	0.57%	578,228,629		
14	Clinton Power Corporation	2008 Ontario Energy Board Yearbook of Electricity Distributors data not available, used 2007.	12,656,005	0.03%	5,883,572	0.01%		12,522,951	0.03%	18,085,796	0.02%		12,522,951	0.03%	18,085,796		
15	Cooperative Hydro Embrun Inc.		19,799,972	0.05%	9,670,245	0.01%		19,386,628	0.05%	9,298,043	0.01%		19,644,024	0.05%	9,451,266		
16	E.L.K. Energy Inc.		91,182,112	0.23%	104,680,214	0.13%		94,171,770	0.23%	160,761,797	0.19%		93,091,229	0.23%	157,019,403		
17	ENWIN Utilities Ltd.		655,143,475	1.63%	244,729,136	0.31%		664,999,752	1.62%	1,903,884,798	2.31%		637,053,725	1.57%	1,801,822,532		
18	Enersource Hydro Mississauga Inc.		1,603,332,097	3.98%	6,490,116,773	8.31%		1,632,816,129	3.97%	6,605,288,225	8.00%		1,590,715,870	3.91%	6,464,408,854		
19	Erie Thames Powerlines Corporation		116,103,693	0.29%	36,572,686	0.05%		116,256,740	0.28%	291,852,488	0.35%		115,637,295	0.28%	278,295,099		
20	Espanola Regional Hydro Distribution Corporation		32,486,898	0.08%	30,450,548	0.04%		32,040,530	0.08%	31,021,479	0.04%		32,354,293	0.08%	30,605,267		
21	Essex Powerlines Corporation		284,492,550	0.71%	148,696,240	0.19%		280,966,066	0.68%	279,180,331	0.34%		261,929,749	0.64%	278,831,202		
22	Festival Hydro Inc.		142,060,467	0.35%	471,908,335	0.60%		143,658,315	0.35%	468,128,577	0.57%		140,987,205	0.35%	448,339,012		
23	Fort Albany Power Corporation	2006 & 2007 Ontario Energy Board Yearbook of Electricity Distributors data not available, used 2008.	8,511,265	0.02%	0	0.00%		8,511,265	0.02%	0	0.00%		8,511,265	0.02%	0		
24	Fort Frances Power Corporation		38,401,315	0.10%	42,879,081	0.05%		39,011,690	0.09%	43,615,480	0.05%		39,844,007	0.10%	42,938,079		
25	Greater Sudbury Hydro Inc.	Includes West Nipissing Energy Services Ltd.	397,678,409	0.99%	535,059,474	0.68%		405,736,204	0.99%	543,747,565	0.66%		411,072,289	1.01%	546,788,157		
26	Grimsby Power Inc.		85,590,583	0.21%	18,314,103	0.02%		86,770,666	0.21%	88,449,813	0.11%		91,344,616	0.22%	87,677,008		
27	Guelph Hydro Electric Systems Inc.	Includes Wellington Electric Distribution Company Inc.	357,495,622	0.89%	1,264,636,266	1.62%		358,331,164	0.87%	1,269,317,570	1.54%		366,970,148	0.90%	1,223,442,614		
28	Haldimand County Hydro Inc.		172,359,424	0.43%	185,282,283	0.24%		173,795,327	0.42%	183,754,191	0.22%		171,781,095	0.42%	177,498,802		
29	Halton Hills Hydro Inc.		200,925,506	0.50%	271,457,391	0.35%		208,287,499	0.51%	311,739,725	0.38%		220,683,563	0.54%	276,894,738		
30	Hearst Power Distribution Company Limited		26,681,677	0.07%	87,318,533	0.11%		28,317,089	0.07%	82,118,980	0.10%		26,743,823	0.07%	56,718,432		
31	Horizon Utilities Corporation	Includes Hamilton Hydro Inc. and St Catharines Hydro Utility Services Inc.	1,654,664,050	4.10%	3,638,046,674	4.66%		1,666,789,557	4.05%	4,575,455,673	5.54%		1,641,702,487	4.04%	4,317,582,512		
32	Hydro 2000 Inc.		15,223,723	0.04%	10,268,966	0.01%		15,036,848	0.04%	9,877,930	0.01%		15,306,507	0.04%	10,138,585		
33	Hydro Hawkesbury Inc.		54,802,923	0.14%	143,819,890	0.18%		56,403,314	0.14%	145,226,883	0.18%		55,769,040	0.14%	138,066,467		
34	Hydro One Brampton Networks Inc.		1,075,118,931	2.67%	2,744,176,570	3.51%		1,141,600,000	2.78%	2,798,700,000	3.39%		1,136,600,000	2.80%	2,748,900,000		
35	Hydro One Networks Inc.	Includes Terrace Bay Superior Wires Inc.	12,237,925,130	30.36%	9,935,112,036	12.72%		12,620,681,000	30.69%	10,298,799,000	12.47%		12,410,000,000	30.53%	9,990,000,000		
36	Hydro Ottawa Limited		2,226,415,669	5.52%	5,188,092,986	6.64%		2,234,039,085	5.43%	5,255,181,082	6.36%		2,226,078,653	5.48%	5,274,086,924		
37	Innisfil Hydro Distribution Systems Limited		157,140,654	0.39%	28,964,493	0.04%		156,705,342	0.38%	71,986,330	0.09%		158,043,498	0.39%	78,175,459		
38	Kashechewan Power Corporation	2006 & 2007 Ontario Energy Board Yearbook of Electricity Distributors data not available, used 2008.	11,441,095	0.03%	0	0.00%		11,441,095	0.03%	0	0.00%		11,441,095	0.03%	0		
39	Kenora Hydro Electric Corporation Ltd.		39,159,513	0.10%	68,402,801	0.09%		39,142,088	0.10%	70,186,402	0.08%		39,338,336	0.10%	69,225,456		
40	Kingston Hydro Corporation		200,214,258	0.50%	531,028,042	0.68%		221,960,966	0.54%	497,012,043	0.60%		200,853,045	0.49%	535,320,723		
41	Kitchener-Willmot Hydro Inc.		644,108,007	1.60%	1,309,299,590	1.68%		660,550,766	1.61%	1,312,172,498	1.59%		659,163,062	1.62%	1,257,832,920		
42	Lakelant Utilities Inc.		67,942,208	0.17%	213,381,240	0.27%		74,685,958	0.18%	215,906,659	0.26%		75,604,253	0.19%	205,196,563		
43	Lakeland Power Distribution Ltd.		78,930,880	0.20%	45,933,794	0.06%		78,209,625	0.19%	135,514,735	0.16%		81,234,268	0.20%	136,289,494		
44	London Hydro Inc.		1,088,755,114	2.70%	2,244,907,930	2.87%		1,117,283,048	2.72%	2,246,550,773	2.72%		1,119,770,671	2.75%	2,189,969,229		
45	Middlesex Power Distribution Corporation	Includes Dutton Hydro Limited and Newbury Power Inc. - Newbury Power Inc.: 2006 & 2008 Ontario Energy Board Yearbook of Electricity Distributors data not available, used 2007	61,683,860	0.15%	149,086,476	0.19%		58,005,014	0.14%	140,198,461	0.17%		57,477,073	0.14%	133,252,850		
46	Midland Power Utility Corporation		46,734,088	0.12%	177,618,443	0.23%		47,886,438	0.12%	175,517,601	0.21%		48,136,133	0.12%	166,162,739		
47	Milton Hydro Distribution Inc.		197,466,598	0.49%	439,013,389	0.56%		218,633,202	0.53%	470,712,726	0.57%		225,897,498	0.56%	476,230,193		
48	Newmarket - Tay Power Distribution Ltd.	Includes Newmarket Hydro Ltd. and Tay Hydro Electric Distribution Company Inc.	262,995,579	0.65%	93,266,581	0.12%		270,904,453	0.66%	96,866,788	0.12%		268,062,456	0.66%	452,921,581		
49	Niagara Peninsula Energy Inc.	Includes Niagara Falls Hydro Inc. and Peninsula West Utilities Limited	449,386,643	1.11%	809,188,538	1.04%		423,910,347	1.03%	853,493,894	1.03%		400,445,564	0.99%	813,890,886		
50	Niagara-on-the-Lake Hydro Inc.		63,805,148	0.16%	111,101,732	0.14%		65,561,722	0.16%	112,958,244	0.14%		63,512,671	0.16%	109,639,488		
51	Norfolk Power Distribution Inc.		139,960,236	0.35%	237,962,119	0.30%		142,543,771	0.35%	236,960,151	0.29%		140,646,761	0.35%	230,446,897		
52	North Bay Hydro Distribution Limited		207,199,584	0.51%	349,174,613	0.45%		213,131,701	0.52%	353,433,822	0.43%		213,813,392	0.53%	349,313,014		
53	Northern Ontario Wires Inc.		43,040,214	0.11%	91,314,990	0.12%		43,226,412	0.11%	87,800,701	0.11%		41,990,761	0.10%	78,987,933		
54	Oakville Hydro Electricity Distribution Inc.		569,566,301	1.41%	994,238,859	1.27%		592,214,968	1.44%	1,015,760,200	1.23%		588,349,444	1.45%	991,360,457		
55	Orangeville Hydro Limited	Includes Grand Valley Energy Inc.	85,059,823	0.21%	163,740,017	0.21%		85,922,369	0.21%	168,969,483	0.20%		85,459,087	0.21%	162,386,494		
56	Orillia Power Distribution Corporation		108,206,276	0.27%	209,218,547	0.27%		109,590,116	0.27%	208,616,563	0.25%		109,814,584	0.27%	206,291,735		
57	Oshawa PUC Networks Inc.		465,431,095	1.15%	632,361,055	0.81%		495,109,263	1.20%	685,818,945	0.83%		493,225,543	1.21%	661,990,009		
58	Ottawa River Power Corporation		75,536,829	0.19%	116,088,912	0.15%		75,938,194	0.18%	84,784,890	0.10%		78,434,655	0.19%	114,881,644		
59	PUC Distribution Inc.		335,395,539	0.83%	353,865,433	0.45%		338,874,337	0.82%	355,019,853	0.43%		347,363,230	0.85%	355,446,428		
60	Parry Sound Power Corporation		33,103,725	0.08%	51,649,271	0.07%		34,279,947	0.08%	54,561,642	0.07%		34,188,975	0.08%	53,124,268		
61	Peterborough Distribution Incorporated	Includes Asphodel-Norwood Distribution Inc. & Lakefield Distribution Inc.	290,645,501	0.72%	512,167,589	0.66%		286,683,602	0.70%	525,620,624	0.64%		288,028,301	0.71%	525,236,456		
62	Port Colborne Hydro Inc.		63,748,755	0.16%	131,007,820	0.17%		65,276,304	0.16%	125,625,452	0.15%		64,024,829	0.16%	127,071,772		

OPA Conservation & Demand Management Programs  
LDC Statistics

Source: Ontario Energy Board - Reporting and Record Keeping Requirements - Yearbook of Electricity

#	Local Distribution Company	Note
1	Algoma Power Inc.	Formerly Great Lakes Power Ltd.
2	Aitkolan Hydro Inc.	
3	Attawapiskat Power Corporation	2006 & 2007 Ontario Energy Board Yearbook of Electricity Distributors data not available, used 2008.
4	Bluewater Power Distribution Corporation	
5	Brant County Power Inc.	
6	Brantford Power Inc.	
7	Burlington Hydro Inc.	
8	COLLUS Power Corporation	
9	Cambridge and North Dumfries Hydro Inc.	
10	Canadian Niagara Power Inc.	Includes Canadian Niagara Power Inc. - Fort Erie & Eastern Ontario Power Inc.
11	Centre Wellington Hydro Ltd.	
12	Chapleau Public Utilities Corporation	
13	Chatham-Kent Hydro Inc.	
14	Clinton Power Corporation	2008 Ontario Energy Board Yearbook of Electricity Distributors data not available, used 2007.
15	Cooperative Hydro Embrun Inc.	
16	E.L.K. Energy Inc.	
17	ENWIN Utilities Ltd.	
18	Enersource Hydro Mississauga Inc.	
19	Erie Thames Powerlines Corporation	
20	Espanola Regional Hydro Distribution Corporation	
21	Essex Powerlines Corporation	
22	Festival Hydro Inc.	
23	Fort Albany Power Corporation	2006 & 2007 Ontario Energy Board Yearbook of Electricity Distributors data not available, used 2008.
24	Fort Frances Power Corporation	
25	Greater Sudbury Hydro Inc.	Includes West Nipissing Energy Services Ltd.
26	Grimsbey Power Inc.	
27	Guelph Hydro Electric Systems Inc.	Includes Wellington Electric Distribution Company Inc.
28	Haldimand County Hydro Inc.	
29	Halton Hills Hydro Inc.	
30	Hearst Power Distribution Company Limited	
31	Horizon Utilities Corporation	Includes Hamilton Hydro Inc. and St Catharines Hydro Utility Services Inc
32	Hydro 2000 Inc.	
33	Hydro Hawkesbury Inc.	
34	Hydro One Brampton Networks Inc.	
35	Hydro One Networks Inc.	Includes Terrace Bay Superior Wires Inc.
36	Hydro Ottawa Limited	
37	Innisfil Hydro Distribution Systems Limited	
38	Kashechewan Power Corporation	2006 & 2007 Ontario Energy Board Yearbook of Electricity Distributors data not available, used 2008.
39	Kenora Hydro Electric Corporation Ltd.	
40	Kingston Hydro Corporation	
41	Kitchener-Wilmot Hydro Inc.	
42	Lakeland Power Distribution Ltd.	
43	Lakeland Hydro Inc.	
44	London Hydro Inc.	
45	Middlesex Power Distribution Corporation	Includes Dutton Hydro Limited and Newbury Power Inc. - Newbury Power Inc.: 2006 & 2008 Ontario Energy Board Yearbook of Electricity Distributors data not available, used 2007
46	Midland Power Utility Corporation	
47	Milton Hydro Distribution Inc.	
48	Newmarket - Tay Power Distribution Ltd.	Includes Newmarket Hydro Ltd. and Tay Hydro Electric Distribution Company Inc.
49	Niagara Peninsula Energy Inc.	Includes Niagara Falls Hydro Inc. and Peninsula West Utilities Limited
50	Niagara-on-the-Lake Hydro Inc.	
51	Norfolk Power Distribution Inc.	
52	North Bay Hydro Distribution Limited	
53	Northern Ontario Wires Inc.	
54	Oakville Hydro Electricity Distribution Inc.	
55	Orangeville Hydro Limited	Includes Grand Valley Energy Inc.
56	Orillia Power Distribution Corporation	
57	Oshawa PUC Networks Inc.	
58	Ottawa River Power Corporation	
59	PUC Distribution Inc.	
60	Parry Sound Power Corporation	
61	Peterborough Distribution Incorporated	Includes Asphodel-Norwood Distribution Inc. & Lakefield Distribution Inc.
62	Port Colborne Hydro Inc.	
63	PowerStream Inc.	Includes Hydro Vaughan Distribution Inc., Richmond Hill Hydro Inc., 2004. Markham Hydro Distribution Inc., Aurora Hydro Connections Limited and Barrie Hydro Distribution Inc.
64	Renfrew Hydro Inc.	
65	Rideau St. Lawrence Distribution Inc.	
66	Sioux Lookout Hydro Inc.	
67	St. Thomas Energy Inc.	

Percentage
0.11%
0.02%
0.00%
1.02%
0.25%
0.89%
1.43%
0.25%
1.39%
0.25%
0.14%
0.02%
0.71%
0.02%
0.01%
0.19%
2.23%
7.99%
0.34%
0.04%
0.34%
0.55%
0.00%
0.05%
0.68%
0.11%
1.51%
0.22%
0.34%
0.07%
5.33%
0.01%
0.17%
3.40%
12.34%
6.52%
0.10%
0.00%
0.09%
0.66%
1.55%
0.25%
0.17%
2.71%
0.16%
0.21%
0.59%
0.56%
1.01%
0.14%
0.28%
0.43%
0.10%
1.22%
0.20%
0.25%
0.82%
0.14%
0.44%
0.07%
0.65%
0.16%
7.03%
0.09%
0.08%
0.05%
0.27%

2009			
Residential Energy Throughput (kWh)		Non-Residential Energy Throughput (kWh)	
(kWh)	(%)	(kWh)	(%)
88,878,032	0.23%	97,156,534	0.13%
10,082,213	0.03%	14,185,990	0.02%
10,195,067	0.03%	0	0.00%
256,212,050	0.65%	747,029,785	0.96%
78,687,855	0.20%	189,135,902	0.24%
289,270,611	0.73%	655,288,322	0.85%
544,341,574	1.38%	1,096,569,241	1.42%
114,248,439	0.29%	189,968,507	0.25%
382,507,290	0.97%	1,024,147,782	1.32%
141,182,821	0.36%	192,232,615	0.25%
45,838,418	0.12%	106,727,551	0.14%
15,271,942	0.04%	13,070,959	0.02%
229,006,740	0.58%	460,220,208	0.59%
11,682,740	0.03%	16,962,762	0.02%
19,949,042	0.05%	9,175,409	0.01%
88,729,098	0.22%	140,320,895	0.18%
608,088,215	1.54%	1,588,618,463	2.05%
1,554,921,855	3.94%	6,141,525,630	7.93%
112,395,473	0.28%	274,075,002	0.35%
33,443,599	0.08%	31,010,319	0.04%
261,922,934	0.66%	295,209,722	0.38%
139,254,714	0.35%	406,437,922	0.53%
8,511,265	0.02%	0	0.00%
39,845,835	0.10%	41,586,924	0.05%
412,159,188	1.04%	533,693,728	0.69%
91,249,172	0.23%	86,393,865	0.11%
352,708,669	0.89%	1,120,974,714	1.45%
168,226,691	0.43%	167,040,018	0.22%
217,916,715	0.55%	271,470,425	0.35%
26,719,860	0.07%	49,666,675	0.06%
1,597,158,130	4.05%	3,641,967,522	4.70%
15,905,549	0.04%	9,939,641	0.01%
55,896,455	0.14%	122,207,621	0.16%
1,121,010,160	2.84%	2,574,863,747	3.33%
11,607,000,000	29.41%	10,011,000,000	12.93%
2,256,567,858	5.72%	5,241,986,799	6.77%
158,478,924	0.40%	79,660,814	0.10%
11,441,095	0.03%	0	0.00%
39,909,017	0.10%	69,229,284	0.09%
200,816,087	0.51%	528,211,775	0.68%
647,493,718	1.64%	1,169,736,207	1.51%
77,155,275	0.20%	181,110,478	0.23%
82,722,597	0.21%	128,854,701	0.17%
1,067,984,894	2.71%	2,053,035,389	2.65%
59,459,192	0.15%	123,313,409	0.16%
47,639,419	0.12%	153,765,633	0.20%
230,386,763	0.58%	436,831,124	0.56%
261,208,138	0.66%	409,340,360	0.53%
396,244,635	1.00%	765,203,798	0.99%
63,529,367	0.16%	108,619,958	0.14%
139,365,167	0.35%	219,855,795	0.28%
213,412,762	0.54%	335,275,993	0.43%
43,042,148	0.11%	78,795,798	0.10%
583,830,856	1.48%	947,793,212	1.22%
84,392,286	0.21%	156,957,669	0.20%
108,280,800	0.27%	197,578,908	0.26%
490,807,351	1.24%	629,493,468	0.81%
79,726,454	0.20%	112,269,293	0.15%
348,619,359	0.88%	350,448,362	0.45%
34,644,939	0.09%	54,406,541	0.07%
283,366,850	0.72%	499,469,347	0.65%
63,037,704	0.16%	125,337,076	0.16%
2,693,171,018	6.82%	5,527,865,253	7.14%
30,635,928	0.08%	65,230,700	0.08%
45,271,935	0.11%	63,472,480	0.08%
33,747,939	0.09%	38,166,216	0.05%
115,181,982	0.29%	170,889,125	0.22%

OPA Conservation & Demand Management Programs  
LDC Statistics

Source: Ontario Energy Board - Reporting and Record Keeping Requirements - Yearbook of Electricity Distributors (<http://www.oeb.gov.on.ca/OEB/Industry/Media+Room/Publications/RRR+Reports/Yearbook+of+Distributors>)

#	Local Distribution Company	Note	2006				2007				2008			
			Residential		Non-Residential		Residential		Non-Residential		Residential		Non-Residential	
			Energy Throughput		Energy Throughput		Energy Throughput		Energy Throughput		Energy Throughput		Energy Throughput	
			(kWh)	(%)	(kWh)	(%)	(kWh)	(%)	(kWh)	(%)	(kWh)	(%)	(kWh)	(%)
68	Thunder Bay Hydro Electricity Distribution Inc.		346,415,246	0.86%	681,186,819	0.87%	344,508,404	0.84%	669,420,045	0.81%	351,645,318	0.87%	644,339,043	
69	Tillsonburg Hydro Inc.		52,306,081	0.13%	175,367,099	0.22%	52,893,412	0.13%	183,570,981	0.22%	51,050,818	0.13%	165,205,863	
70	Toronto Hydro-Electric System Limited		5,351,746,739	13.27%	20,069,911,519	25.69%	5,332,356,184	12.96%	20,316,766,672	24.60%	5,215,687,193	12.83%	19,811,187,290	
71	Veridian Connections Inc.	Includes Gravenhurst Hydro Electric Commission	929,432,918	2.31%	1,583,103,519	2.03%	960,984,164	2.34%	1,566,734,493	1.90%	942,451,035	2.32%	1,538,562,235	
72	Wasaga Distribution Inc.		73,495,682	0.18%	31,661,531	0.04%	78,007,343	0.19%	35,464,935	0.04%	76,997,980	0.19%	37,455,844	
73	Waterloo North Hydro Inc.		391,947,018	0.97%	922,560,313	1.18%	405,071,611	0.98%	954,721,743	1.16%	405,533,476	1.00%	956,629,104	
74	Welland Hydro-Electric System Corp.		169,952,289	0.42%	314,737,340	0.40%	162,857,785	0.40%	300,569,977	0.36%	157,955,849	0.39%	304,094,821	
75	Wellington North Power Inc.		25,536,958	0.06%	68,059,736	0.09%	25,027,983	0.06%	69,405,347	0.08%	25,485,646	0.06%	67,434,118	
76	West Coast Huron Energy Inc.	Also known as Goderich Hydro	27,222,139	0.07%	119,067,345	0.15%	26,672,783	0.06%	117,989,487	0.14%	26,528,425	0.07%	126,738,954	
77	West Perth Power Inc.	2006 & 2008 Ontario Energy Board Yearbook of Electricity Distributors data not available, used 2007.	15,466,784	0.04%	46,047,710	0.06%	15,466,784	0.04%	46,047,710	0.06%	15,466,784	0.04%	46,047,710	
78	Westario Power Inc.		207,243,931	0.51%	243,567,288	0.31%	213,039,032	0.52%	246,987,034	0.30%	213,227,356	0.52%	254,222,507	
79	Whitby Hydro Electric Corporation		337,897,948	0.84%	511,216,232	0.65%	347,926,496	0.85%	511,966,838	0.62%	346,038,642	0.85%	500,707,723	
80	Woodstock Hydro Services Inc.		104,833,112	0.26%	300,154,329	0.38%	104,412,330	0.25%	287,974,277	0.35%	110,536,185	0.27%	295,103,216	
Total			40,315,415,184	100.00%	78,111,789,521	100.00%	41,129,002,718	100.00%	82,578,437,110	100.00%	40,647,599,715	100.00%	80,937,696,646	



OPA Conservation & Demand Management Programs  
LDC Statistics

Source: Ontario Energy Board - Reporting and Record Keeping Requirements - Yearbook of Elect

#	Local Distribution Company	Note
68	Thunder Bay Hydro Electricity Distribution Inc.	
69	Tillsonburg Hydro Inc.	
70	Toronto Hydro-Electric System Limited	
71	Veridian Connections Inc.	Includes Gravenhurst Hydro Electric Commission
72	Wasaga Distribution Inc.	
73	Waterloo North Hydro Inc.	
74	Welland Hydro-Electric System Corp.	
75	Wellington North Power Inc.	
76	West Coast Huron Energy Inc.	Also known as Goderich Hydro
77	West Perth Power Inc.	2006 & 2008 Ontario Energy Board Yearbook of Electricity Distributors data not available, used 2007.
78	Westario Power Inc.	
79	Whitby Hydro Electric Corporation	
80	Woodstock Hydro Services Inc.	
Total		

ential
ughput
(%)
0.80%
0.20%
24.48%
1.90%
0.05%
1.18%
0.38%
0.08%
0.16%
0.06%
0.31%
0.62%
0.36%
100.00%

2009			
Residential		Non-Residential	
Energy Throughput		Energy Throughput	
(kWh)	(%)	(kWh)	(%)
348,392,935	0.88%	620,641,698	0.80%
51,473,373	0.13%	132,109,515	0.17%
5,037,152,555	12.76%	19,382,728,320	25.04%
942,215,878	2.39%	1,504,400,095	1.94%
67,145,248	0.17%	28,423,928	0.04%
397,106,489	1.01%	953,431,087	1.23%
152,795,281	0.39%	242,600,717	0.31%
25,181,847	0.06%	61,158,987	0.08%
25,808,454	0.07%	128,390,882	0.17%
15,500,136	0.04%	40,298,477	0.05%
220,302,768	0.56%	248,329,689	0.32%
347,011,249	0.88%	485,811,269	0.63%
93,622,824	0.24%	245,282,350	0.32%
39,465,699,905	100.00%	77,413,886,377	100.00%