Hearst Power Distribution Company Limited
925 Alexandra St.
Postal Bag 5000
Hearst, ON
P0L 1N0

January 22, 2013

Ms. Kirstin Walli
Board Secretary
Ontario Energy Board
P.O. Box 2319
2300 Yonge Street, 27th Floor
Toronto, ON M4P 1E4

Re: 2013 IRM Application EB-2012-0131

Dear Ms. Walli:

Hearst Power Distribution Company Limited ("Hearst Power") hereby files an addendum to its reply to Board staff submission with respect to its 2013 IRM Application for rates effective May 1, 2013.

This document is being filed pursuant to the Board's e-Filing Services.

Yours Truly,

Steven Blier

Steven Blier
General Manager

Addendum to Reply to Board Staff Submission

Hearst Power has received a request from Board staff to clarify some questions with respect to its previous reply submission. As a result of this further review Hearst Power has determined that an interpolation error has overstated its revised claim. Hearst Power respectfully request that the disposition of Group 1 EDDVAR Deferral/Variance accounts not proceed in this application.

Hearst Power hereby provides an addendum to our reply submission dated December 12, 2012, as initiated by inquiries by Board staff, to be included with the IRM EB-2012-0131 for the following:

1. Please provide further explanation regarding the $59,965 residual difference. I.e. Is this amount the variance in columns “BN” and “BO” of the Rate Generator for accounts1588 and 1590 in the old version vs. the new version?

Response:

Please reference Attachment 1.1 which shows the high level reconciliation to calculate the $59,965 change.

Please reference Attachment 1.2 which reconciles the change by columns comparing the original application to the revised application.

The significant change is the correction of Account 1588 Global Adjustment for $ 72,297.78 which was omitted in error in the original submission.

Three entries were interpolated and corrected.

The remainder was the result of changes in interest calculation.

2. Please indicate that the revised claim of $(89,804) is the correct claim and that the Board should clear this amount in Hearst Power's opinion.

Response:

Hearst Power confirms that the revised claim of $(89,804) is the correct claim and that the Board should clear this amount in Hearst Power's opinion.

3. Please include that a third party accounting firm (indicate which firm) has reviewed or audited the continuity schedule and indicate the results of the review.

Response:

Hearst Power confirms that Collins Barrow acts as the third party accounting firm for financial statement audit purposes.

4. If you agree, please also indicate that the revised amount in column BN/BO is the correct amount to be incorporated into the revised claim of ($89,804) --- as it matches the deferral and variance account balances approved in the 2010 rates decision issued in 2011. Therefore the amount of $59,965 between the old continuity schedule and the revised continuity schedule should not be considered to be an issue as the amounts recorded in the revised continuity schedule are the correct numbers.

Response:

Please reference Attachment 1.3 for reconciliation of the deferral and variance account balances approved in the 2010 rates decision issued in 2011.

File Number:EB-2012-0131

Tab: 1
Schedule: 1

Date Filed:January 22, 2013

Attachment 1 of 2

Reconcilation Attachments

2011 Balance		Original Application	2012 Disposition			Interrogatory Response	Difference in filing	Residual Difference
Group 1 Accounts		A	B	C	D = B + C	E	F = A - E	G = D - F
LV Variance Account	1550	$ 37,159.99	$ 65,877.00	$ 4,578.00	$ 70,455.00	-$ 34,263.40	$ 71,423.39	-$ 968.39
RSVA - Wholesale Market Service Charge	1580	-$ 187,321.04	-$ 160,763.00	-$ 10,433.00	-$ 171,196.00	-$ 13,761.83	-$ 173,559.22	$ 2,363.22
RSVA - Retail Transmission Network Charge	1584	-$ 15,002.01	$ 19,024.00	-$ 1,237.00	$ 17,787.00	-$ 33,068.67	$ 18,066.65	-$ 279.65
RSVA - Retail Transmission Connection Charge	1586	-$ 180,716.24	-$ 156,187.00	-$ 11,684.00	-$ 167,871.00	-$ 10,549.29	-$ 170,166.95	$ 2,295.95
RSVA - Power (excluding Global Adjustment)	1588	-$ 447,604.66	-$ 279,767.00	-$ 89,960.00	-$ 369,727.00	-$ 73,765.09	-$ 373,839.57	$ 4,112.57
RSVA - Power - Sub-account - Global Adjustment	1588	$ 205,287.33	$ 70,678.00	$ 4,353.00	$ 75,031.00	$ 72,567.25	$ 132,720.08	-$ 57,689.08
Recovery of Regulatory Asset Balances	1590	-$ 111,295.45	-$ 13,351.00	$ 9,318.00	-$ 4,033.00	$ 3,036.99	-$ 114,332.45	$ 110,299.45
Disposition and Recovery/Refund of Regulatory Balances (2008)5	1595	$ -				$ -	$ -	$ -
Disposition and Recovery/Refund of Regulatory Balances (2009)5	1595	$ -				$ -	$ -	$ -
Disposition and Recovery/Refund of Regulatory Balances (2010)5	1595	$ -				$ -	$ -	$ -
Group 1 Sub-Total (including Account 1588 - Global Adjustment)		-$ 699,492.09	-$ 454,489.00	-$ 95,065.00	-$ 549,554.00	-$ 89,804.02	-$ 609,688.07	$ 60,134.07
					-$ 549,723.00			$ 169.00
					$ 169.00			$ 59,965.07
					Error in OEB Calc			

Residual Difference Explained

Column	Description	USoA	Revised	Original	Residual Amount
Column BN	Transactions Debit / (Credit) during 2011 excluding interest and adjustments	1588 GA	$ 72,297.78	$ -	$ 72,297.78
Column BO	Board-Approved Disposition during 2011	1588 GA	$ 67,572.00	-$ 67,572.00	-$ 135,144.00
Column BO	Board-Approved Disposition during 2011	1590	-$ 46,605.00	$ 46,605.00	$ 93,210.00
Column BV	Interest Jan-1 to Dec-31-11	1588 GA	$ 1,887.00	-$ 5,232.95	$ 7,119.95
Column BV	Interest Jan-1 to Dec-31-11	1590	-$ 321.00	$ -	-$ 321.00
Column BW	Board-Approved Disposition during 2011	1588 GA	-$ 7,922.00	$ 7,922.00	$ 15,844.00
Column CD	Projected Interest from Jan 1, 2012 to December 31, 2012 on Dec 31 -11 balance adjusted for disposition during 2012	1550	-$ 455.59	$ 512.80	-$ 968.39
Column CD	Projected Interest from Jan 1, 2012 to December 31, 2012 on Dec 31 -11 balance adjusted for disposition during 2012	1580	-$ 228.85	-$ 2,592.06	$ 2,363.22
Column CD	Projected Interest from Jan 1, 2012 to December 31, 2012 on Dec 31 -11 balance adjusted for disposition during 2012	1584	-$ 484.38	-$ 204.72	-$ 279.65
Column CD	Projected Interest from Jan 1, 2012 to December 31, 2012 on Dec 31 -11 balance adjusted for disposition during 2012	1586	-$ 192.19	-$ 2,488.14	$ 2,295.95
Column CD	Projected Interest from Jan 1, 2012 to December 31, 2012 on Dec 31 -11 balance adjusted for disposition during 2012	1588	-$ 1,123.57	-$ 5,236.14	$ 4,112.57
Column CD	Projected Interest from Jan 1, 2012 to December 31, 2012 on Dec 31 -11 balance adjusted for disposition during 2012	1588 GA	$ 1,062.78	$ 3,025.59	-$ 1,962.81
Column CD	Projected Interest from Jan 1, 2012 to December 31, 2012 on Dec 31 -11 balance adjusted for disposition during 2012	1590	-$ 2.65	-$ 1,569.09	$ 1,566.45
					$ 60,134.07

Change in sign

Reconciliation of 2010 Board Approved Disposition

Interrogatory Response Model

Group 1 Accounts		Board-Approved Disposition during 2011 Column BO	Column BW	Total	Per Rate Maker
LV Variance Account	1550	$ 52,353.26	$ 3,423.74	$ 55,777.00	$ 55,777.00
RSVA - Wholesale Market Service Charge	1580	-$ 192,413.00	-$ 11,557.00	-$ 203,970.00	-$ 203,970.00
RSVA - Retail Transmission Network Charge	1584	-$ 68,738.88	-$ 13,484.12	-$ 82,223.00	-$ 82,223.00
RSVA - Retail Transmission Connection Charge	1586	-$ 233,230.78	-$ 17,548.22	-$ 250,779.00	-$ 250,779.00
RSVA - Power (excluding Global Adjustment)	1588	-$ 209,032.54	-$ 8,305.46	-$ 217,338.00	-$ 217,338.00
RSVA - Power - Sub-account - Global Adjustment	1588	$ 67,572.00	$ 6,365.00	$ 73,937.00	$ 73,937.00
Recovery of Regulatory Asset Balances	1590	-$ 46,605.00	-$ 7,922.00	-$ 54,527.00	-$ 54,527.00

File Number:EB-2012-0131

Tab: 1
Schedule: 1

Date Filed:January 22, 2013

Attachment 2 of 2

Supporting Evidence

2013 IRM Application
Hearst Power Distribution Company Limited
Reply Submission

Hearst Power Distribution Company Limited (ED-1999-0292)

2010 EDR Application (EB-2009-0266) version: v2

September 15, 2010

--

--

Deferral / Variance Account	Total Recovery Amount	Allocation Basis	Residential	GS<50kW	GS>50kW	Intermediate Users	Sentinel Lights	Street Lights
1508-Other Regulatory Assets	28,341	Distribution Revenue (existing rates)	15,689	4,711	5,659	1,772	20	490
1550-LV Variance Account	55,777	kWh's	19,142	8,918	13,675	13,301	17	723
1565-Conservation and Demand Management Expenditures and Recoveries	-25,086							
1566-CDM Contra Account	25,086							
1570-Qualifying Transition Costs								
1571-Pre-market Opening Energy Variance								
1580-RSVAWMS	-203,970	kWh's	-70,000	-32,613	-50,009	-48,641	-62	-2,645
1584-RSVANW	-82,223	kWh's	-28,218	-13,147	-20,159	-19,608	-25	-1,066
1586-RSVACN	-250,779	kWh's	-86,065	-40,097	-61,486	-59,803	-76	-3,252
1588-RSVAPOWER	-217,338	kWh's	-74,588	-34,750	-53,287	-51,829	-66	-2,818
1590-Recovery of Regulatory Asset Balances	-54,527	Previously approved recoveries	-34,254	-5,782	-571	-44	-703	-13,174
Total Recoveries Required (2.25 years)	**-724,718**		**-258,294**	**-112,759**	**-166,177**	**-164,851**	**-894**	-21,741
Annual Recovery Amounts	-322,097		-114,798	-50,115	-73,857	-73,267	-398	-9,663
Annual Volume			26,627,362	12,405,535	53,176	59,721	72	3,084
Proposed Rate Rider			**($0.0043)**	**($0.0040)**	**($1.3889)**	**($1.2268)**	**($5.5214)**	**($3.1332)**
per			kWh	kWh	kW	kW	kW	kW

[1] per sheet C6

Allocators	Data Source	2010 Projection Total	Residential	GS<50kW	GS>50kW	Intermediate Users	Sentinel Lights	Street Lights
Customers / Connections	C1	3,686	2,322	391	38	3	10	922
kWh's	C1	77,587,715	26,627,362	12,405,535	19,022,892	18,502,357	23,544	1,006,025
Distribution Revenue (existing rates)	C4	864,128	478,350	143,653	172,546	54,030	614	14,935
Distribution Revenue (proposed rates)	F4	1,112,844	666,566	172,769	164,226	42,427	1,062	65,795
Transmission Connection Revenue	C2	374,395	122,550	51,905	84,343	111,726	90	3,782
Previously approved recoveries	2006 EDR	-33,945	-21,323.84	-3,599.54	-355.40	-27.34	-437.41	-8,201.00
Approved Recoveries	C5							

Global Adjustment Rate Rider

Per Sheet B5:	Principal	Interest	Total
Balance for Recovery (31-Dec-2008):	67,572	6,045	73,617
Additional Interest to 30-Apr-2010		321	321
Total for Recovery	**67,572**	**6,365**	**73,937**
Years for Recovery			1
Annual Recovery			73,937
Non-RPP, non-MUSH kWh's (2009 Actual)			13,297,896
GA Rate Rider, per kWh *			**$0.0056**

** Applies to non-RPP, non-MUSH customers only*

Hearst Power Distribution Company Ltd.

TARIFF OF RATES AND CHARGES

Effective & Implementation Date May 1, 2011

This schedule supersedes and replaces all previously approved schedules of Rates, Charges and Loss Factors

EB-2009-0266
EB-2010-0295

RESIDENTIAL SERVICE CLASSIFICATION

This classification refers to accounts for customers residing in single dwelling units that consist of a detached house, semi detached, duplex, triplex or quadruplex house, or individually metered apartment building. Further servicing details are available in the utility's Conditions of Service.

APPLICATION

The application of these rates and charges shall be in accordance with the Licence of the Distributor and any Code or Order of the Board, and amendments thereto as approved by the Board, which may be applicable to the administration of this schedule.

No rates and charges for the distribution of electricity and charges to meet the costs of any work or service done or furnished for the purpose of the distribution of electricity shall be made except as permitted by this schedule, unless required by the Distributor's Licence or a Code or Order of the Board, and amendments thereto as approved by the Board, or as specified herein.

Unless specifically noted, this schedule does not contain any charges for the electricity commodity, be it under the Regulated Price Plan, a contract with a retailer or the wholesale market price, as applicable.

It should be noted that this schedule does not list any charges or assessments that are required by law to be charged by a distributor and that are not subject to Board approval, such as the Debt Retirement Charge, charges for Ministry of Energy Conservation and Renewable Energy Program, the Provincial Benefit and any applicable taxes.

MONTHLY RATES AND CHARGES – Delivery Component

Service Charge	$	9.00
Smart Meter Funding Adder	$	2.50
Rate Rider for Recovery of Late Payment Penalty Litigation Costs – effective until April 30, 2012	$	0.30
Rate Rider for Recovery of Foregone Revenue – effective until April 30, 2012	$	0.24
Distribution Volumetric Rate	$/kWh	0.0156
Low Voltage Service Rate	$/kWh	0.0007
Rate Rider for Global Adjustment Sub-Account Disposition – effective until April 30, 2012		
Applicable only for Non-RPP Customers	$/kWh	0.0051
Rate Rider for Deferral/Variance Account Disposition (2010) – effective until April 30, 2013	$/kWh	(0.0043)
Rate Rider for Recovery of Foregone Revenue – effective until April 30, 2012	$/kWh	0.0009
Retail Transmission Rate – Network Service Rate	$/kWh	0.0052
Retail Transmission Rate – Line and Transformation Connection Service Rate	$/kWh	0.0044

MONTHLY RATES AND CHARGES – Regulatory Component

Wholesale Market Service Rate	$/kWh	0.0052
Rural Rate Protection Charge	$/kWh	0.0013
Standard Supply Service – Administrative Charge (if applicable)	$	0.25

Hearst Power Distribution Company Ltd.

TARIFF OF RATES AND CHARGES

Effective & Implementation Date May 1, 2011

This schedule supersedes and replaces all previously approved schedules of Rates, Charges and Loss Factors

EB-2009-0266
EB-2010-0295

GENERAL SERVICE LESS THAN 50 kW SERVICE CLASSIFICATION

This classification refers to a non-residential account taking electricity at 750 volts or less whose monthly peak demand is less than or expected to be less than 50 kW. Further servicing details are available in the utility's Conditions of Service.

APPLICATION

The application of these rates and charges shall be in accordance with the Licence of the Distributor and any Code or Order of the Board, and amendments thereto as approved by the Board, which may be applicable to the administration of this schedule.

No rates and charges for the distribution of electricity and charges to meet the costs of any work or service done or furnished for the purpose of the distribution of electricity shall be made except as permitted by this schedule, unless required by the Distributor's Licence or a Code or Order of the Board, and amendments thereto as approved by the Board, or as specified herein.

Unless specifically noted, this schedule does not contain any charges for the electricity commodity, be it under the Regulated Price Plan, a contract with a retailer or the wholesale market price, as applicable.

It should be noted that this schedule does not list any charges or assessments that are required by law to be charged by a distributor and that are not subject to Board approval, such as the Debt Retirement Charge, charges for Ministry of Energy Conservation and Renewable Energy Program, the Provincial Benefit and any applicable taxes.

MONTHLY RATES AND CHARGES – Delivery Component

Service Charge	$	19.50
Smart Meter Funding Adder	$	2.50
Rate Rider for Recovery of Late Payment Penalty Litigation Costs – effective until April 30, 2012	$	0.54
Rate Rider for Recovery of Foregone Revenue – effective until April 30, 2012	$	2.24
Distribution Volumetric Rate	$/kWh	0.0066
Low Voltage Service Rate	$/kWh	0.0006
Rate Rider for Global Adjustment Sub-Account Disposition – effective until April 30, 2012 Applicable only for Non-RPP Customers	$/kWh	0.0051
Rate Rider for Deferral/Variance Account Disposition (2010) – effective until April 30, 2013	$/kWh	(0.0040)
Rate Rider for Recovery of Foregone Revenue – effective until April 30, 2012	$/kWh	(0.0004)
Retail Transmission Rate – Network Service Rate	$/kWh	0.0047
Retail Transmission Rate – Line and Transformation Connection Service Rate	$/kWh	0.0040

MONTHLY RATES AND CHARGES – Regulatory Component

Wholesale Market Service Rate	$/kWh	0.0052
Rural Rate Protection Charge	$/kWh	0.0013
Standard Supply Service – Administrative Charge (if applicable)	$	0.25

Hearst Power Distribution Company Ltd.

TARIFF OF RATES AND CHARGES

Effective & Implementation Date May 1, 2011

This schedule supersedes and replaces all previously approved schedules of Rates, Charges and Loss Factors

EB-2009-0266
EB-2010-0295

GENERAL SERVICE 50 to 1,499 kW SERVICE CLASSIFICATION

This classification refers to a non residential account whose monthly average peak is equal to or greater than, or is forecast to be equal to or greater than, 50 kW but less than 1500 kW. Further servicing details are available in the utility's Conditions of Service.

APPLICATION

The application of these rates and charges shall be in accordance with the Licence of the Distributor and any Code or Order of the Board, and amendments thereto as approved by the Board, which may be applicable to the administration of this schedule.

No rates and charges for the distribution of electricity and charges to meet the costs of any work or service done or furnished for the purpose of the distribution of electricity shall be made except as permitted by this schedule, unless required by the Distributor's Licence or a Code or Order of the Board, and amendments thereto as approved by the Board, or as specified herein.

Unless specifically noted, this schedule does not contain any charges for the electricity commodity, be it under the Regulated Price Plan, a contract with a retailer or the wholesale market price, as applicable.

It should be noted that this schedule does not list any charges or assessments that are required by law to be charged by a distributor and that are not subject to Board approval, such as the Debt Retirement Charge, charges for Ministry of Energy Conservation and Renewable Energy Program, the Provincial Benefit and any applicable taxes.

MONTHLY RATES AND CHARGES – Delivery Component

Service Charge	$	66.00
Smart Meter Funding Adder	$	2.50
Rate Rider for Recovery of Late Payment Penalty Litigation Costs – effective until April 30, 2012	$	5.35
Rate Rider for Recovery of Foregone Revenue – effective until April 30, 2012	$	5.63
Distribution Volumetric Rate	$/kW	2.7945
Low Voltage Service Rate	$/kW	0.2270
Rate Rider for Global Adjustment Sub-Account Disposition – effective until April 30, 2012		
Applicable only for Non-RPP Customers	$/kWh	0.0051
Rate Rider for Deferral/Variance Account Disposition (2010) – effective until April 30, 2013	$/kW	(1.3889)
Rate Rider for Recovery of Foregone Revenue – effective until April 30, 2012	$/kW	0.0079
Retail Transmission Rate – Network Service Rate	$/kW	1.9563
Retail Transmission Rate – Line and Transformation Connection Service Rate	$/kW	1.5861

MONTHLY RATES AND CHARGES – Regulatory Component

Wholesale Market Service Rate	$/kWh	0.0052
Rural Rate Protection Charge	$/kWh	0.0013
Standard Supply Service – Administrative Charge (if applicable)	$	0.25

Hearst Power Distribution Company Ltd.

TARIFF OF RATES AND CHARGES

Effective & Implementation Date May 1, 2011

This schedule supersedes and replaces all previously approved schedules of Rates, Charges and Loss Factors

EB-2009-0266
EB-2010-0295

INTERMEDIATE USERS SERVICE CLASSIFICATION

This classification refers to a non residential account whose monthly average peak is equal to or greater than, or is forecast to be equal to or greater than, 1500 kW but less than 5000 kW. Further servicing details are available in the utility's Conditions of Service.

APPLICATION

The application of these rates and charges shall be in accordance with the Licence of the Distributor and any Code or Order of the Board, and amendments thereto as approved by the Board, which may be applicable to the administration of this schedule.

No rates and charges for the distribution of electricity and charges to meet the costs of any work or service done or furnished for the purpose of the distribution of electricity shall be made except as permitted by this schedule, unless required by the Distributor's Licence or a Code or Order of the Board, and amendments thereto as approved by the Board, or as specified herein.

Unless specifically noted, this schedule does not contain any charges for the electricity commodity, be it under the Regulated Price Plan, a contract with a retailer or the wholesale market price, as applicable.

It should be noted that this schedule does not list any charges or assessments that are required by law to be charged by a distributor and that are not subject to Board approval, such as the Debt Retirement Charge, charges for Ministry of Energy Conservation and Renewable Energy Program, the Provincial Benefit and any applicable taxes.

MONTHLY RATES AND CHARGES – Delivery Component

Service Charge	$	220.00
Smart Meter Funding Adder	$	2.50
Rate Rider for Recovery of Late Payment Penalty Litigation Costs – effective until April 30, 2012	$	26.28
Rate Rider for Recovery of Foregone Revenue – effective until April 30, 2012	$	25.06
Distribution Volumetric Rate	$/kW	1.0077
Low Voltage Service Rate	$/kW	0.2677
Rate Rider for Global Adjustment Sub-Account Disposition – effective until April 30, 2012		
Applicable only for Non-RPP Customers	$/kWh	0.0051
Rate Rider for Deferral/Variance Account Disposition (2010) – effective until April 30, 2013	$/kW	(1.2268)
Rate Rider for Recovery of Foregone Revenue – effective until April 30, 2012	$/kW	0.0671
Retail Transmission Rate – Network Service Rate	$/kW	2.1880
Retail Transmission Rate – Line and Transformation Connection Service Rate	$/kW	1.8708

MONTHLY RATES AND CHARGES – Regulatory Component

Wholesale Market Service Rate	$/kWh	0.0052
Rural Rate Protection Charge	$/kWh	0.0013
Standard Supply Service – Administrative Charge (if applicable)	$	0.25

Hearst Power Distribution Company Ltd.

TARIFF OF RATES AND CHARGES

Effective & Implementation Date May 1, 2011

This schedule supersedes and replaces all previously approved schedules of Rates, Charges and Loss Factors

EB-2009-0266
EB-2010-0295

SENTINEL LIGHTING SERVICE CLASSIFICATION

This classification is a sub-category of the street lighting load. These customers are billed on a fixed load based on the size of bulb. Further servicing details are available in the utility's Conditions of Service.

APPLICATION

The application of these rates and charges shall be in accordance with the Licence of the Distributor and any Code or Order of the Board, and amendments thereto as approved by the Board, which may be applicable to the administration of this schedule.

No rates and charges for the distribution of electricity and charges to meet the costs of any work or service done or furnished for the purpose of the distribution of electricity shall be made except as permitted by this schedule, unless required by the Distributor's Licence or a Code or Order of the Board, and amendments thereto as approved by the Board, or as specified herein.

Unless specifically noted, this schedule does not contain any charges for the electricity commodity, be it under the Regulated Price Plan, a contract with a retailer or the wholesale market price, as applicable.

It should be noted that this schedule does not list any charges or assessments that are required by law to be charged by a distributor and that are not subject to Board approval, such as the Debt Retirement Charge, charges for Ministry of Energy Conservation and Renewable Energy Program, the Provincial Benefit and any applicable taxes.

MONTHLY RATES AND CHARGES – Delivery Component

Service Charge (per connection)	$	7.00
Rate Rider for Recovery of Late Payment Penalty Litigation Costs – effective until April 30, 2012	$	0.16
Rate Rider for Recovery of Foregone Revenue – effective until April 30, 2012	$	0.46
Distribution Volumetric Rate	$/kW	3.0778
Low Voltage Service Rate	$/kW	0.1791
Rate Rider for Global Adjustment Sub-Account Disposition – effective until April 30, 2012 Applicable only for Non-RPP Customers	$/kWh	0.0051
Rate Rider for Deferral/Variance Account Disposition (2010) – effective until April 30, 2013	$/kW	(5.5214)
Rate Rider for Recovery of Foregone Revenue – effective until April 30, 2012	$/kW	0.2111
Retail Transmission Rate – Network Service Rate	$/kW	1.4829
Retail Transmission Rate – Line and Transformation Connection Service Rate	$/kW	1.2404

MONTHLY RATES AND CHARGES – Regulatory Component

Wholesale Market Service Rate	$/kWh	0.0052
Rural Rate Protection Charge	$/kWh	0.0013
Standard Supply Service – Administrative Charge (if applicable)	$	0.25

Hearst Power Distribution Company Ltd.

TARIFF OF RATES AND CHARGES

Effective & Implementation Date May 1, 2011

This schedule supersedes and replaces all previously approved schedules of Rates, Charges and Loss Factors

EB-2009-0266
EB-2010-0295

STREET LIGHTING SERVICE CLASSIFICATION

This classification refers to roadway lighting within the town, and private roadway lighting operation, controlled by photo cells. The consumption for these customers is based on the calculated connected load times the required lighting times established in the approved OEB street lighting load shape template. Further servicing details are available in the utility's Conditions of Service.

APPLICATION

The application of these rates and charges shall be in accordance with the Licence of the Distributor and any Code or Order of the Board, and amendments thereto as approved by the Board, which may be applicable to the administration of this schedule.

No rates and charges for the distribution of electricity and charges to meet the costs of any work or service done or furnished for the purpose of the distribution of electricity shall be made except as permitted by this schedule, unless required by the Distributor's Licence or a Code or Order of the Board, and amendments thereto as approved by the Board, or as specified herein.

Unless specifically noted, this schedule does not contain any charges for the electricity commodity, be it under the Regulated Price Plan, a contract with a retailer or the wholesale market price, as applicable.

It should be noted that this schedule does not list any charges or assessments that are required by law to be charged by a distributor and that are not subject to Board approval, such as the Debt Retirement Charge, charges for Ministry of Energy Conservation and Renewable Energy Program, the Provincial Benefit and any applicable taxes.

MONTHLY RATES AND CHARGES – Delivery Component

Service Charge (per connection)	$	5.50
Rate Rider for Recovery of Late Payment Penalty Litigation Costs – effective until April 30, 2012	$	0.02
Rate Rider for Recovery of Foregone Revenue – effective until April 30, 2012	$	0.69
Distribution Volumetric Rate	$/kW	1.6027
Low Voltage Service Rate	$/kW	0.1755
Rate Rider for Global Adjustment Sub-Account Disposition – effective until April 30, 2012 Applicable only for Non-RPP Customers	$/kWh	0.0051
Rate Rider for Deferral/Variance Account Disposition (2010) – effective until April 30, 2013	$/kW	(3.1332)
Rate Rider for Recovery of Foregone Revenue – effective until April 30, 2012	$/kW	0.0772
Retail Transmission Rate – Network Service Rate	$/kW	1.4753
Retail Transmission Rate – Line and Transformation Connection Service Rate	$/kW	1.2151

MONTHLY RATES AND CHARGES – Regulatory Component

Wholesale Market Service Rate	$/kWh	0.0052
Rural Rate Protection Charge	$/kWh	0.0013
Standard Supply Service – Administrative Charge (if applicable)	$	0.25

Hearst Power Distribution Company Ltd.

TARIFF OF RATES AND CHARGES

Effective & Implementation Date May 1, 2011

This schedule supersedes and replaces all previously approved schedules of Rates, Charges and Loss Factors

EB-2009-0266
EB-2010-0295

microFIT GENERATOR SERVICE CLASSIFICATION

This classification applies to an electricity generation facility contracted under the Ontario Power Authority's microFIT program and connected to the distributor's distribution system. Further servicing details are available in the utility's Conditions of Service.

APPLICATION

The application of these rates and charges shall be in accordance with the Licence of the Distributor and any Code or Order of the Board, and amendments thereto as approved by the Board, which may be applicable to the administration of this schedule.

No rates and charges for the distribution of electricity and charges to meet the costs of any work or service done or furnished for the purpose of the distribution of electricity shall be made except as permitted by this schedule, unless required by the Distributor's Licence or a Code or Order of the Board, and amendments thereto as approved by the Board, or as specified herein.

Unless specifically noted, this schedule does not contain any charges for the electricity commodity, be it under the Regulated Price Plan, a contract with a retailer or the wholesale market price, as applicable.

It should be noted that this schedule does not list any charges or assessments that are required by law to be charged by a distributor and that are not subject to Board approval, such as the Debt Retirement Charge, charges for Ministry of Energy Conservation and Renewable Energy Program, the Provincial Benefit and any applicable taxes.

MONTHLY RATES AND CHARGES – Delivery Component

Service Charge	$	5.25

Hearst Power Distribution Company Ltd.

TARIFF OF RATES AND CHARGES

Effective & Implementation Date May 1, 2011

This schedule supersedes and replaces all previously approved schedules of Rates, Charges and Loss Factors

EB-2009-0266
EB-2010-0295

ALLOWANCES

Transformer Allowance for Ownership - per kW of billing demand/month	$	(0.45)
Primary Metering Allowance for transformer losses – applied to measured demand and energy	%	(1.00)

SPECIFIC SERVICE CHARGES

APPLICATION

The application of these rates and charges shall be in accordance with the Licence of the Distributor and any Code or Order of the Board, and amendments thereto as approved by the Board, which may be applicable to the administration of this schedule.

No charges to meet the costs of any work or service done or furnished for the purpose of the distribution of electricity shall be made except as permitted by this schedule, unless required by the Distributor's Licence or a Code or Order of the Board, and amendments thereto as approved by the Board, or as specified herein.

It should be noted that this schedule does not list any charges or assessments that are required by law to be charged by a distributor and that are not subject to Board approval, such as the Debt Retirement Charge, charges for Ministry of Energy Conservation and Renewable Energy Program, the Provincial Benefit and any applicable taxes.

Customer Administration		
Arrears Certificate	$	15.00
Easement Letter	$	15.00
Credit reference/credit check (plus credit agency costs)	$	15.00
Returned Cheque charge (plus bank charges)	$	15.00
Account set up charge/change of occupancy charge (plus credit agency costs if applicable)	$	30.00
Meter dispute charge plus Measurement Canada fees (if meter found correct)	$	30.00
Special meter reads	$	30.00
Non-Payment of Account		
Late Payment - per month	%	1.50
Late Payment - per annum	%	19.56
Collection of Account Charge – no disconnection	$	30.00
Disconnect/Reconnect at Meter - during Regular Hours	$	40.00
Disconnect/Reconnect at Meter - after Regular Hours	$	time and materials
Install/Remove load control device – during regular hours	$	40.00
Temporary service install and remove – overhead – no transformer	$	time and materials
Temporary service install and remove – underground – no transformer	$	time and materials
Specific Charge for Access to the Power Poles – per pole/year	$	22.35

Hearst Power Distribution Company Ltd.

TARIFF OF RATES AND CHARGES

Effective & Implementation Date May 1, 2011

This schedule supersedes and replaces all previously approved schedules of Rates, Charges and Loss Factors

EB-2009-0266
EB-2010-0295

RETAIL SERVICE CHARGES (if applicable)

APPLICATION

The application of these rates and charges shall be in accordance with the Licence of the Distributor and any Code or Order of the Board, and amendments thereto as approved by the Board, which may be applicable to the administration of this schedule.

No rates and charges for the distribution of electricity and charges to meet the costs of any work or service done or furnished for the purpose of the distribution of electricity shall be made except as permitted by this schedule, unless required by the Distributor's Licence or a Code or Order of the Board, and amendments thereto as approved by the Board, or as specified herein.

Unless specifically noted, this schedule does not contain any charges for the electricity commodity, be it under the Regulated Price Plan, a contract with a retailer or the wholesale market price, as applicable.

It should be noted that this schedule does not list any charges or assessments that are required by law to be charged by a distributor and that are not subject to Board approval, such as the Debt Retirement Charge, charges for Ministry of Energy Conservation and Renewable Energy Program, the Provincial Benefit and any applicable taxes.

Retail Service Charges refer to services provided by a distributor to retailers or customers related to the supply of competitive electricity

One-time charge, per retailer, to establish the service agreement between the distributor and the retailer	$	100.00
Monthly Fixed Charge, per retailer	$	20.00
Monthly Variable Charge, per customer, per retailer	$/cust.	0.50
Distributor-consolidated billing charge, per customer, per retailer	$/cust.	0.30
Retailer-consolidated billing credit, per customer, per retailer	$/cust.	(0.30)
Service Transaction Requests (STR)		
Request fee, per request, applied to the requesting party	$	0.25
Processing fee, per request, applied to the requesting party	$	0.50
Request for customer information as outlined in Section 10.6.3 and Chapter 11 of the Retail Settlement Code directly to retailers and customers, if not delivered electronically through the Electronic Business Transaction (EBT) system, applied to the requesting party		
Up to twice a year		no charge
More than twice a year, per request (plus incremental delivery costs)	$	2.00

LOSS FACTORS

If the distributor is not capable of prorating changed loss factors jointly with distribution rates, the revised loss factors will be implemented upon the first subsequent billing for each billing cycle.

Total Loss Factor – Secondary Metered Customer < 5,000 kW	1.0460
Total Loss Factor – Secondary Metered Customer > 5,000 kW	N/A
Total Loss Factor – Primary Metered Customer < 5,000 kW	1.0356
Total Loss Factor – Primary Metered Customer > 5,000 kW	N/A

File Number: EB-2012-0131

Date Filed: January 22, 2013

Tab 2 of 2

Appendices

Appendix 1 of 1

Revised 2013 IRM Rate Generator

3RD Generation Incentive Regulation Model for 2013 Filers

Version 2.3

Utility Name	Hearst Power Distribution Co. Ltd.
Service Territory	*(if applicable)*
Assigned EB Number	EB-2012-0131
Name of Contact and Title	Steven Blier, General Manager
Phone Number	(705) 372-2815
Email Address	sblier@hearstpower.com
We are applying for rates effective	May 1, 2013

Notes

Pale green cells represent input cells.

Pale blue cells represent drop-down lists. The applicant should select the appropriate item from the drop-down list.

White cells contain fixed values, automatically generated values or formulae.

This Workbook Model is protected by copyright and is being made available to you solely for the purpose of filing your IRM application. You may use and copy this model for that purpose, and provide a copy of this model to any person that is advising or assisting you in that regard. Except as indicated above, any copying, reproduction, publication, sale, adaptation, translation, modification, reverse engineering or other use or dissemination of this model without the express written consent of the Ontario Energy Board is prohibited. If you provide a copy of this model to a person that is advising or assisting you in preparing the application or reviewing your draft rate order, you must ensure that the person understands and agrees to the restrictions noted above.

While this model has been provided in Excel format and is required to be filed with the applications, the onus remains on the applicant to ensure the accuracy of the data and the results.

3RD Generation Incentive Regulation Model for 2013 Filers

Hearst Power Distribution Co. Ltd.

1. Information Sheet
2. Table of Contents
3. Rate Class Selection
4. Current Tariff Schedule
5. 2013 Continuity Schedule
6. Billing Det. for Def-Var
7. Cost Allocation for Def-Var
8. Calculation of Def-Var RR
9. Rev2Cost_GDPIPI
10. Other Charges & LF
11. Proposed Rates
12. Summary Sheet
13. Final Tariff Schedule
14. Bill Impacts

Select the appropriate rate classes as they appear on your most recent Board-Approved Tariff of Rates and Charges, including the MicroFit Class.

How many classes are listed on your most recent Board-Approved Tariff of Rates and Charges? 7

Select Your Rate Classes from the **Blue Cells** below. Please ensure that a rate class is assigned to **each shaded cell.**

	Rate Class Classification
1	Residential
2	General Service Less Than 50 kW
3	General Service 50 to 1,499 kW
4	General Service 1,500 to 4,999 kW
5	Sentinel Lighting
6	Street Lighting
7	MicroFit

3RD Generation Incentive Regulation Model for 2013 Filers

Hearst Power Distribution Co. Ltd.

For each class, Applicants are required to copy and paste the class descriptions (located directly under the class name) and the description of the applicability of those rates (description is found under the class name and directly under the word "APPLICATION"). By using the drop-down lists located under the column labeled "Rate Description", please select the descriptions of the rates and charges that **BEST MATCHES** the descriptions on your most recent Board-Approved Tariff of Rates and Charges. If the description is not found in the drop-down list, please enter the description in the green cells under the correct class exactly as it appears on the tariff. Please do not enter more than one "Service Charge" for each class for which a base monthly fixed charge applies. **Note: If the current RRRP consists of only one line on the current tariff schedule, enter the same rate for "Rural Rate Protection Charge - effective until April 30, 2012" and "Rural Rate Protection Charge - effective on and after May 1, 2012".

Hearst Power Distribution Co. Ltd.

TARIFF OF RATES AND CHARGES

Residential Service Classification

This classification refers to accounts for customers residing in single dwelling units that consist of a detached house, semi detached, duplex, triplex or quadruplex house, or individually metered apartment building. Further servicing details are available in the utility's Conditions of Service.

APPLICATION

The application of these rates and charges shall be in accordance with the Licence of the Distributor and any Code or Order of the Board, and amendments thereto as approved by the Board, which may be applicable to the administration of this schedule.

No rates and charges for the distribution of electricity and charges to meet the costs of any work or service done or furnished for the purpose of the distribution of electricity shall be made except as permitted by this schedule, unless required by the Distributor's Licence or a Code or Order of the Board, and amendments thereto as approved by the Board, or as specified herein.

Unless specifically noted, this schedule does not contain any charges for the electricity commodity, be it under the Regulated Price Plan, a contract with a retailer or the wholesale market price, as applicable.

It should be noted that this schedule does not list any charges, assessments or credits that are required by law to be invoiced by a distributor and that are not subject to Board approval, such as the Debt Retirement Charge, the Global Adjustment, the Ontario Clean Energy Benefit and the HST.

MONTHLY RATES AND CHARGES - Delivery Component **(If applicable, Effective Date MUST be included in rate descript**

Service Charge	$	9.15
Distribution Volumetric Rate	$/kWh	0.0159

Low Voltage Service Charge	$/kWh	0.0007
Rate Rider for Lost Revenue Adjustment Mechanism (LRAM) Recovery / Shared Savings Mechanism (SSM) Recovery (2012) - Effective until April 30, 2013	$/kWh	0.0006
Rate Rider for Tax Change – Effective until April 30, 2013	$/kWh	(0.0001)
Retail Transmission Rate - Network Service Rate	$/kWh	0.0055
Retail Transmission Rate - Line and Transformation Connection Service Rate	$/kWh	0.0045
Rate Rider for Global Adjustment Sub-Account Disposition (2012) – Effective until April 30, 2015 Applicable only for Non-RPP Customers	$/kWh	0.0007
Rate Rider for Deferral/Variance Account Disposition (2010) – Effective until April 30, 2013	$/kWh	(0.0043)
Rate Rider for Deferral/Variance Account Disposition (2012) – Effective until April 30, 2015	$/kWh	(0.0028)

MONTHLY RATES AND CHARGES - Regulatory Component

Wholesale Market Service Rate	$/kWh	0.0052
Rural Rate Protection Charge - effective until April 30, 2012		
Rural Rate Protection Charge - effective on and after May 1, 2012	$/kWh	0.0011
Standard Supply Service - Administrative Charge (if applicable)	$	0.25

General Service Less Than 50 kW Service Classification

This classification refers to a non-residential account taking electricity at 750 volts or less whose monthly peak demand is less than or expected to be less than 50 kW. Further servicing details are available in the utility's Conditions of Service.

APPLICATION

The application of these rates and charges shall be in accordance with the Licence of the Distributor and any Code or Order of the Board, and amendments thereto as approved by the Board, which may be applicable to the administration of this schedule.

No rates and charges for the distribution of electricity and charges to meet the costs of any work or service done or furnished for the purpose of the distribution of electricity shall be made except as permitted by this schedule, unless required by the Distributor's Licence or a Code or Order of the Board, and amendments thereto as approved by the

required by the Distributor's Licence or a Code or Order of the Board, and amendments thereto as approved by the Board, or as specified herein.

Unless specifically noted, this schedule does not contain any charges for the electricity commodity, be it under the Regulated Price Plan, a contract with a retailer or the wholesale market price, as applicable.

It should be noted that this schedule does not list any charges, assessments or credits that are required by law to be invoiced by a distributor and that are not subject to Board approval, such as the Debt Retirement Charge, the Global Adjustment, the Ontario Clean Energy Benefit and the HST.

MONTHLY RATES AND CHARGES - Delivery Component **(If applicable, Effective Date MUST be included in rate descript**

Service Charge	$	19.67
Distribution Volumetric Rate	$/kWh	0.0067
Low Voltage Service Charge	$/kWh	0.0006
Rate Rider for Tax Change – Effective until April 30, 2013	$/kWh	(0.0001)
Retail Transmission Rate - Network Service Rate	$/kWh	0.0050
Retail Transmission Rate - Line and Transformation Connection Service Rate	$/kWh	0.0040
Rate Rider for Global Adjustment Sub-Account Disposition (2012) – Effective until April 30, 2015 Applicable only for Non-RPP Customers	$/kWh	0.0007
Rate Rider for Deferral/Variance Account Disposition (2010) – Effective until April 30, 2013	$/kWh	(0.0040)
Rate Rider for Deferral/Variance Account Disposition (2012) – Effective until April 30, 2015	$/kWh	(0.0028)

MONTHLY RATES AND CHARGES - Regulatory Component

Wholesale Market Service Rate	$/kWh	0.0052
Rural Rate Protection Charge - effective until April 30, 2012		
Rural Rate Protection Charge - effective on and after May 1, 2012	$/kWh	0.0011
Standard Supply Service - Administrative Charge (if applicable)	$	0.25

General Service 50 to 1,499 kW Service Classification

This classification refers to a non residential account whose monthly average peak is equal to or greater than, or is forecast to be equal to or greater than, 50 kW but less than 1,500 kW. Further servicing details are available in the utility's Conditions of Service.

APPLICATION

The application of these rates and charges shall be in accordance with the Licence of the Distributor and any Code or Order of the Board, and amendments thereto as approved by the Board, which may be applicable to the administration of this schedule.

No rates and charges for the distribution of electricity and charges to meet the costs of any work or service done or furnished for the purpose of the distribution of electricity shall be made except as permitted by this schedule, unless required by the Distributor's Licence or a Code or Order of the Board, and amendments thereto as approved by the Board, or as specified herein.

Unless specifically noted, this schedule does not contain any charges for the electricity commodity, be it under the Regulated Price Plan, a contract with a retailer or the wholesale market price, as applicable.

It should be noted that this schedule does not list any charges, assessments or credits that are required by law to be invoiced by a distributor and that are not subject to Board approval, such as the Debt Retirement Charge, the Global Adjustment, the Ontario Clean Energy Benefit and the HST.

MONTHLY RATES AND CHARGES - Delivery Component **(If applicable, Effective Date MUST be included in rate descript**

Service Charge	$	54.56
Distribution Volumetric Rate	$/kW	2.3102
Low Voltage Service Charge	$/kW	0.2270
Rate Rider for Lost Revenue Adjustment Mechanism (LRAM) Recovery / Shared Savings Mechanism (SSM) Recovery (2012) - Effective until April 30, 2013	$/kW	0.0283
Rate Rider for Tax Change – Effective until April 30, 2013	$/kW	(0.0150)
Retail Transmission Rate - Network Service Rate	$/kW	2.0699
Retail Transmission Rate - Line and Transformation Connection Service Rate	$/kW	1.6047

Rate Rider for Global Adjustment Sub-Account Disposition (2012) – Effective until April 30, 2015 Applicable only for Non-RPP Customers	$/kW	0.2351
Rate Rider for Deferral/Variance Account Disposition (2010) – Effective until April 30, 2013	$/kW	(1.3889)
Rate Rider for Deferral/Variance Account Disposition (2012) – Effective until April 30, 2015	$/kW	(1.0232)

MONTHLY RATES AND CHARGES - Regulatory Component

Wholesale Market Service Rate	$/kWh	0.0052
Rural Rate Protection Charge - effective until April 30, 2012		
Rural Rate Protection Charge - effective on and after May 1, 2012	$/kWh	0.0011
Standard Supply Service - Administrative Charge (if applicable)	$	0.25

General Service 1,500 to 4,999 kW Service Classification

This classification refers to a non residential account whose monthly average peak is equal to or greater than, or is forecast to be equal to or greater than, 1,500 kW but less than 5,000 kW. Further servicing details are available in the utility's Conditions of Service.

APPLICATION

The application of these rates and charges shall be in accordance with the Licence of the Distributor and any Code or Order of the Board, and amendments thereto as approved by the Board, which may be applicable to the administration of this schedule.

No rates and charges for the distribution of electricity and charges to meet the costs of any work or service done or furnished for the purpose of the distribution of electricity shall be made except as permitted by this schedule, unless required by the Distributor's Licence or a Code or Order of the Board, and amendments thereto as approved by the Board, or as specified herein.

Unless specifically noted, this schedule does not contain any charges for the electricity commodity, be it under the Regulated Price Plan, a contract with a retailer or the wholesale market price, as applicable.

It should be noted that this schedule does not list any charges, assessments or credits that are required by law to be invoiced by a distributor and that are not subject to Board approval, such as the Debt Retirement Charge, the Global Adjustment, the Ontario Clean Energy Benefit and the HST.

MONTHLY RATES AND CHARGES - Delivery Component **(If applicable, Effective Date MUST be included in rate descript**

Service Charge	$	221.94
Distribution Volumetric Rate	$/kW	1.0166
Low Voltage Service Charge	$/kW	0.2677
Rate Rider for Tax Change – Effective until April 30, 2013	$/kW	(0.0051)
Retail Transmission Rate - Network Service Rate	$/kW	2.3151
Retail Transmission Rate - Line and Transformation Connection Service Rate	$/kW	1.8928

Rate Rider for Global Adjustment Sub-Account Disposition (2012) – Effective until April 30, 2015 Applicable only for Non-RPP Customers	$/kW	0.2005
Rate Rider for Deferral/Variance Account Disposition (2010) – Effective until April 30, 2013	$/kW	(1.2268)
Rate Rider for Deferral/Variance Account Disposition (2012) – Effective until April 30, 2015	$/kW	(0.8739)

MONTHLY RATES AND CHARGES - Regulatory Component

Wholesale Market Service Rate	$/kWh	0.0052
Rural Rate Protection Charge - effective until April 30, 2012		
Rural Rate Protection Charge - effective on and after May 1, 2012	$/kWh	0.0011
Standard Supply Service - Administrative Charge (if applicable)	$	0.25

Sentinel Lighting Service Classification

This classification is a sub-category of the street lighting load. These customers are billed on a fixed load based on the size of bulb. Further servicing details are available in the utility's Conditions of Service

APPLICATION

The application of these rates and charges shall be in accordance with the Licence of the Distributor and any Code or Order of the Board, and amendments thereto as approved by the Board, which may be applicable to the administration of this schedule.

No rates and charges for the distribution of electricity and charges to meet the costs of any work or service done or furnished for the purpose of the distribution of electricity shall be made except as permitted by this schedule, unless required by the Distributor's Licence or a Code or Order of the Board, and amendments thereto as approved by the Board, or as specified herein.

Unless specifically noted, this schedule does not contain any charges for the electricity commodity, be it under the Regulated Price Plan, a contract with a retailer or the wholesale market price, as applicable.

It should be noted that this schedule does not list any charges, assessments or credits that are required by law to be invoiced by a distributor and that are not subject to Board approval, such as the Debt Retirement Charge, the Global Adjustment, the Ontario Clean Energy Benefit and the HST.

MONTHLY RATES AND CHARGES - Delivery Component **(If applicable, Effective Date MUST be included in rate descript**

Service Charge (per connection)	$	7.06
Distribution Volumetric Rate	$/kW	3.1049
Low Voltage Service Charge	$/kW	0.1791
Rate Rider for Tax Change – Effective until April 30, 2013	$/kW	(0.0657)
Retail Transmission Rate - Network Service Rate	$/kW	1.5690
Retail Transmission Rate - Line and Transformation Connection Service Rate	$/kW	1.2550
Rate Rider for Deferral/Variance Account Disposition (2010) – Effective until April 30, 2013	$/kW	(5.5214)
Rate Rider for Deferral/Variance Account Disposition (2012) – Effective until April 30, 2015	$/kW	(0.9880)

MONTHLY RATES AND CHARGES - Regulatory Component

Wholesale Market Service Rate	$/kWh	0.0052
Rural Rate Protection Charge - effective until April 30, 2012		
Rural Rate Protection Charge - effective on and after May 1, 2012	$/kWh	0.0011
Standard Supply Service - Administrative Charge (if applicable)	$	0.25

Street Lighting Service Classification

This classification refers to roadway lighting within the town, and private roadway lighting operation, controlled by photo cells. The consumption for these customers is based on the calculated connected load times the required lighting times established in the approved OEB street lighting load shape template. Further servicing details are available in the utility's Conditions of Service.

available in the utility's conditions of service.

APPLICATION

The application of these rates and charges shall be in accordance with the Licence of the Distributor and any Code or Order of the Board, and amendments thereto as approved by the Board, which may be applicable to the administration of this schedule.

No rates and charges for the distribution of electricity and charges to meet the costs of any work or service done or furnished for the purpose of the distribution of electricity shall be made except as permitted by this schedule, unless required by the Distributor's Licence or a Code or Order of the Board, and amendments thereto as approved by the Board, or as specified herein.

Unless specifically noted, this schedule does not contain any charges for the electricity commodity, be it under the Regulated Price Plan, a contract with a retailer or the wholesale market price, as applicable.

It should be noted that this schedule does not list any charges, assessments or credits that are required by law to be invoiced by a distributor and that are not subject to Board approval, such as the Debt Retirement Charge, the Global Adjustment, the Ontario Clean Energy Benefit and the HST.

MONTHLY RATES AND CHARGES - Delivery Component **(If applicable, Effective Date MUST be included in rate descript**

Service Charge (per connection)	$	7.84
Distribution Volumetric Rate	$/kW	2.2827
Low Voltage Service Charge	$/kW	0.1755
Rate Rider for Tax Change – Effective until April 30, 2013	$/kW	(0.0951)
Retail Transmission Rate - Network Service Rate	$/kW	1.5610
Retail Transmission Rate - Line and Transformation Connection Service Rate	$/kW	1.2294
Rate Rider for Global Adjustment Sub-Account Disposition (2012) – Effective until April 30, 2015 Applicable only for Non-RPP Customers	$/kW	0.2127
Rate Rider for Deferral/Variance Account Disposition (2010) – Effective until April 30, 2013	$/kW	(3.1322)
Rate Rider for Deferral/Variance Account Disposition (2012) – Effective until April 30, 2015	$/kW	(0.9151)

MONTHLY RATES AND CHARGES - Regulatory Component

Wholesale Market Service Rate	$/kWh	0.0052
Rural Rate Protection Charge - effective until April 30, 2012		
Rural Rate Protection Charge - effective on and after May 1, 2012	$/kWh	0.0011
Standard Supply Service - Administrative Charge (if applicable)	$	0.25

MicroFit Service Classification

This classification applies to an electricity generation facility contracted under the Ontario Power Authority's microFIT program and connected to the distributor's distribution system. Further servicing details are available in the utility's Conditions of Service.

APPLICATION

The application of these rates and charges shall be in accordance with the Licence of the Distributor and any Code or Order of the Board, and amendments thereto as approved by the Board, which may be applicable to the administration of this schedule.

No rates and charges for the distribution of electricity and charges to meet the costs of any work or service done or furnished for the purpose of the distribution of electricity shall be made except as permitted by this schedule, unless required by the Distributor's Licence or a Code or Order of the Board, and amendments thereto as approved by the Board, or as specified herein.

Unless specifically noted, this schedule does not contain any charges for the electricity commodity, be it under the Regulated Price Plan, a contract with a retailer or the wholesale market price, as applicable.

It should be noted that this schedule does not list any charges, assessments or credits that are required by law to be invoiced by a distributor and that are not subject to Board approval, such as the Debt Retirement Charge, the Global Adjustment, the Ontario Clean Energy Benefit and the HST.

MONTHLY RATES AND CHARGES - Delivery Component **(If applicable, Effective Date MUST be included in rate descript**

Service Charge	$	5.25

3RD Generation Incentive Regulation Model for 2013 Filers

Hearst Power Distribution Co. Ltd.

Please complete the following continuity schedule for the following Deferral / Variance Accounts. Enter information into green cells only.

If you have received approval to dispose of balances from prior years, the starting point for entries in the 2013 DVA schedule below will be the balance sheet date as per your G/L for which you received approval. For example, if in the 2012 EDR process (CoS or IRM) you received approval for the December 31, 2010 balances, the starting point for your entries below should be the adjustment column BF for principal and column BK for interest. This will allow for the correct starting point for the 2011 opening balance columns (for both principal and interest) without requiring entries dating back to the beginning of the continuity schedule ie: Jan 1, 2005.

Please refer to the footnotes for further instructions.

		2005									
Account Descriptions	**Account Number**	**Opening Principal Amounts as of Jan-1-05**	**Transactions Debit / (Credit) during 2005 excluding interest and adjustments [2]**	**Board-Approved Disposition during 2005**	**Adjustments during 2005 - other [2]**	**Closing Principal Balance as of Dec-31-05**	**Opening Interest Amounts as of Jan-1-05**	**Interest Jan-1 to Dec-31-05**	**Board-Approved Disposition during 2005**	**Adjustments during 2005 - other [2]**	**Closing Interest Amounts as of Dec-31-05**
Group 1 Accounts											
LV Variance Account	1550					0					0
RSVA - Wholesale Market Service Charge	1580	42,601	31,727			74,328	(125)	243			118
RSVA - Retail Transmission Network Charge	1584	(200,313)	(75,089)			(275,402)	(368)	(450)			(818)
RSVA - Retail Transmission Connection Charge	1586	(131,279)	(50,745)			(182,024)	(215)	(303)			(518)
RSVA - Power (excluding Global Adjustment)	1588	(400,185)	(292,727)			(692,913)		(39,471)			(39,471)
RSVA - Power - Sub-account - Global Adjustment	1588		5,696			5,696		(1,419)			(1,419)
Recovery of Regulatory Asset Balances	1590	33,946	147,114			181,060		6,111			6,111
Disposition and Recovery/Refund of Regulatory Balances (2008)[5]	1595					0					0
Disposition and Recovery/Refund of Regulatory Balances (2009)[5]	1595					0					0
Disposition and Recovery/Refund of Regulatory Balances (2010)[5]	1595					0					0
Group 1 Sub-Total (including Account 1588 - Global Adjustment)		(655,231)	(234,025)	0	0	(889,256)	(708)	(35,288)	0	0	(35,996)
Group 1 Sub-Total (excluding Account 1588 - Global Adjustment)		(655,231)	(239,721)	0	0	(894,952)	(708)	(33,869)	0	0	(34,577)
RSVA - Power - Sub-account - Global Adjustment	**1588**	0	5,696	0	0	5,696	0	(1,419)	0	0	(1,419)
Deferred Payments in Lieu of Taxes	1562					0					0
Total of Group 1 and Account 1562		(655,231)	(234,025)	0	0	(889,256)	(708)	(35,288)	0	0	(35,996)
Special Purpose Charge Assessment Variance Account[4]	**1521**										
LRAM Variance Account	**1568**										
Total including Accounts 1562, 1521 and 1568		(655,231)	(234,025)	0	0	(889,256)	(708)	(35,288)	0	0	(35,996)

For all Board-Approved dispositions, please ensure that the disposition amount has the same sign (e.g: debit balances are to have a positive figure and credit balance are to have a negative figure) as per the related Board decision.

[1] Please provide explanations for the nature of the adjustments. If the adjustment relates to previously Board Approved disposed balances, please provide amounts for adjustments and include supporting documentations.

[2] For RSVA accounts only, report the net variance to the account during the year. For all other accounts, record the transactions during the year.

[3] If the LDC's 2013 rate year begins January 1, 2013, the projected interest is recorded from January 1, 2012 to December 31, 2012 on the December 31, 2011 balance adjusted for the disposed balances approved by the Board in the 2012 rate decision. If the LDC's 2013 rate year begins May 1, 2013 the projected interest is recorded from January 1, 2012 to April 30, 2013 on the December 31, 2011 balance adjusted for the disposed balances approved by the Board in the 2012 rate decision.

[4] Applicants that did not have the balance in Account 1521 cleared by the Board in the 2012 rate proceedings are expected to file to dispose of Account 1521 in the 2013 rate proceedings. No Account 1521 balance is to be filed for clearance in the 2013 rate proceedings for those distributors that had account 1521 cleared by the Board in the 2012 rate proceedings.

In accordance with section 8 of the Special Purpose Charge ("SPC") Regulation, Ontario Regulation 66/10, distributors were required to apply to the Board no later than April 15, 2012 for an order authorizing the distributor to clear the balance in Account 1521. As per the Board's April 23, 2010 letter, the Board stated that it expected that requests for disposition of the balance in Account 1521 were to be addressed as part of the proceedings to set rates for the 2012 rate year, except in cases where this approach would result in non-compliance with the timeline set out in section 8 of the SPC Regulation.

[5] Include Account 1595 as part of Group 1 accounts (lines 31, 32 and 33) for review and disposition if the recovery (or refund) period has been completed. If the recovery (or refund) period has not been completed, do not include the respective balance in Account 1595 for disposition at this time.

Please complete the following continuity schedule for the following Deferral / Variance Accounts. Enter information into green cells only.

If you have received approval to dispose of balances from prior years, the starting point for entries in the 2013 DVA schedule below will be the balance sheet date as per your G/L for which you received approval. For example, if in the 2012 EDR process (CoS or IRM) you received approval for the December 31, 2010 balances, the starting point for your entries below should be the adjustment column BF for principal and column BK for interest. This will allow for the correct starting point for the 2011 opening balance columns (for both principal and interest) without requiring entries dating back to the beginning of the continuity schedule ie: Jan 1, 2005.

Please refer to the footnotes for further instructions.

		2006									
Account Descriptions	Account Number	Opening Principal Amounts as of Jan-1-06	Transactions Debit / (Credit) during 2006 excluding interest and adjustments [2]	Board-Approved Disposition during 2006	Adjustments during 2006 - other [2]	Closing Principal Balance as of Dec-31-06	Opening Interest Amounts as of Jan-1-06	Interest Jan-1 to Dec-31-06	Board-Approved Disposition during 2006 [1]	Adjustments during 2006 - other [2]	Closing Interest Amounts as of Dec-31-06
Group 1 Accounts											
LV Variance Account	1550	0				0	0				0
RSVA - Wholesale Market Service Charge	1580	74,328	(129,442)	42,602		(97,715)	118	1,769	(281)		2,167
RSVA - Retail Transmission Network Charge	1584	(275,402)	(13,425)	(200,314)		(88,513)	(818)	(7,516)	(1,104)		(7,230)
RSVA - Retail Transmission Connection Charge	1586	(182,024)	(48,736)	(131,279)		(99,482)	(518)	(5,136)	(841)		(4,813)
RSVA - Power (excluding Global Adjustment)	1588	(692,913)	28,821	(399,054)		(265,038)	(39,471)	(22,773)	(3,748)		(58,496)
RSVA - Power - Sub-account - Global Adjustment	1588	5,696	50,038			55,734	(1,419)	1,705			286
Recovery of Regulatory Asset Balances	1590	181,060	205,262	601,620		(215,298)	6,111	(3,398)			2,714
Disposition and Recovery/Refund of Regulatory Balances (2008)[5]	1595	0				0	0				0
Disposition and Recovery/Refund of Regulatory Balances (2009)[5]	1595	0				0	0				0
Disposition and Recovery/Refund of Regulatory Balances (2010)[5]	1595	0				0	0				0
Group 1 Sub-Total (including Account 1588 - Global Adjustment)		(889,256)	92,518	(86,425)	0	(710,313)	(35,996)	(35,350)	(5,974)	0	(65,372)
Group 1 Sub-Total (excluding Account 1588 - Global Adjustment)		(894,952)	42,480	(86,425)	0	(766,046)	(34,577)	(37,055)	(5,974)	0	(65,658)
RSVA - Power - Sub-account - Global Adjustment	**1588**	5,696	50,038	0	0	55,734	(1,419)	1,705	0	0	286
Deferred Payments in Lieu of Taxes	1562	0				0	0				0
Total of Group 1 and Account 1562		(889,256)	92,518	(86,425)	0	(710,313)	(35,996)	(35,350)	(5,974)	0	(65,372)
Special Purpose Charge Assessment Variance Account[4]	**1521**										
LRAM Variance Account	**1568**										
Total including Accounts 1562, 1521 and 1568		(889,256)	92,518	(86,425)	0	(710,313)	(35,996)	(35,350)	(5,974)	0	(65,372)

For all Board-Approved dispositions, please ensure that the disposition amount has the same sign (e.g: debit balances are to have a positive figure and credit balance are to have a negative figure) as per the related Board decision.

Please provide explanations for the nature of the adjustments. If the adjustment relates to previously Board Approved disposed balances, please provide amounts for adjustments and include supporting documentations.

For RSVA accounts only, report the net variance to the account during the year. For all other accounts, record the transactions during the year.
If the LDC's 2013 rate year begins January 1, 2013, the projected interest is recorded from January 1, 2012 to December 31, 2012 on the December 31, 2011 balance adjusted for the disposed balances approved by the Board in the 2012 rate decision. If the LDC's 2013 rate year begins May 1, 2013 the projected interest is recorded from January 1, 2012 to April 30, 2013 on the December 31, 2011 balance adjusted for the disposed balances approved by the Board in the 2012 rate decision.

Applicants that did not have the balance in Account 1521 cleared by the Board in the 2012 rate proceedings are expected to file to dispose of Account 1521 in the 2013 rate proceedings. No Account 1521 balance is to be filed for clearance in the 2013 rate proceedings for those distributors that had account 1521 cleared by the Board in the 2012 rate proceedings.

In accordance with section 8 of the Special Purpose Charge ("SPC") Regulation, Ontario Regulation 66/10, distributors were required to apply to the Board no later than April 15, 2012 for an order authorizing the distributor to clear the balance in Account 1521. As per the Board's April 23, 2010 letter, the Board stated that it expected that requests for disposition of the balance in Account 1521 were to be addressed as part of the proceedings to set rates for the 2012 rate year, except in cases where this approach would result in non-compliance with the timeline set out in section 8 of the SPC Regulation.

Include Account 1595 as part of Group 1 accounts (lines 31, 32 and 33) for review and disposition if the recovery (or refund) period has been completed. If the recovery (or refund) period has not been completed, do not include the respective balance in Account 1595 for disposition at this time.

Please complete the following continuity schedule for the following Deferral / Variance Accounts. Enter information into green cells only.

If you have received approval to dispose of balances from prior years, the starting point for entries in the 2013 DVA schedule below will be the balance sheet date as per your G/L for which you received approval. For example, if in the 2012 EDR process (CoS or IRM) you received approval for the December 31, 2010 balances, the starting point for your entries below should be the adjustment column BF for principal and column BK for interest. This will allow for the correct starting point for the 2011 opening balance columns (for both principal and interest) without requiring entries dating back to the beginning of the continuity schedule ie: Jan 1, 2005.

Please refer to the footnotes for further instructions.

		2007									
Account Descriptions	**Account Number**	**Opening Principal Amounts as of Jan-1-07**	**Transactions Debit / (Credit) during 2007 excluding interest and adjustments [2]**	**Board-Approved Disposition during 2007**	**Adjustments during 2007 - other [1]**	**Closing Principal Balance as of Dec-31-07**	**Opening Interest Amounts as of Jan-1-07**	**Interest Jan-1 to Dec-31-07**	**Board-Approved Disposition during 2007**	**Adjustments during 2007 - other [1]**	**Closing Interest Amounts as of Dec-31-07**
Group 1 Accounts											
LV Variance Account	1550	0				0	0				0
RSVA - Wholesale Market Service Charge	1580	(97,715)	(78,884)			(176,599)	2,167	(4,901)			(2,734)
RSVA - Retail Transmission Network Charge	1584	(88,513)	36,193			(52,320)	(7,230)	(4,079)			(11,309)
RSVA - Retail Transmission Connection Charge	1586	(99,482)	(54,175)			(153,656)	(4,813)	(4,919)			(9,732)
RSVA - Power (excluding Global Adjustment)	1588	(265,038)	(16,178)			(281,216)	(58,496)	(12,966)			(71,462)
RSVA - Power - Sub-account - Global Adjustment	1588	55,734	13,219			68,953	286	2,682			2,968
Recovery of Regulatory Asset Balances	1590	(215,298)	123,958			(91,341)	2,714	(7,842)			(5,129)
Disposition and Recovery/Refund of Regulatory Balances (2008)[5]	1595	0				0	0				0
Disposition and Recovery/Refund of Regulatory Balances (2009)[5]	1595	0				0	0				0
Disposition and Recovery/Refund of Regulatory Balances (2010)[5]	1595	0				0	0				0
Group 1 Sub-Total (including Account 1588 - Global Adjustment)		(710,313)	24,133	0	0	(686,179)	(65,372)	(32,025)	0	0	(97,398)
Group 1 Sub-Total (excluding Account 1588 - Global Adjustment)		(766,046)	10,914	0	0	(755,133)	(65,658)	(34,707)	0	0	(100,365)
RSVA - Power - Sub-account - Global Adjustment	**1588**	55,734	13,219	0	0	68,953	286	2,682	0	0	2,968
Deferred Payments in Lieu of Taxes	1562	0				0	0				0
Total of Group 1 and Account 1562		(710,313)	24,133	0	0	(686,179)	(65,372)	(32,025)	0	0	(97,398)
Special Purpose Charge Assessment Variance Account[4]	**1521**										
LRAM Variance Account	**1568**										
Total including Accounts 1562, 1521 and 1568		(710,313)	24,133	0	0	(686,179)	(65,372)	(32,025)	0	0	(97,398)

For all Board-Approved dispositions, please ensure that the disposition amount has the same sign (e.g: debit balances are to have a positive figure and credit balance are to have a negative figure) as per the related Board decision.

Please provide explanations for the nature of the adjustments. If the adjustment relates to previously Board Approved disposed balances, please provide amounts for adjustments and include supporting documentations.

For RSVA accounts only, report the net variance to the account during the year. For all other accounts, record the transactions during the year.
If the LDC's 2013 rate year begins January 1, 2013, the projected interest is recorded from January 1, 2012 to December 31, 2012 on the December 31, 2011 balance adjusted for the disposed balances approved by the Board in the 2012 rate decision. If the LDC's 2013 rate year begins May 1, 2013 the projected interest is recorded from January 1, 2012 to April 30, 2013 on the December 31, 2011 balance adjusted for the disposed balances approved by the Board in the 2012 rate decision.

Applicants that did not have the balance in Account 1521 cleared by the Board in the 2012 rate proceedings are expected to file to dispose of Account 1521 in the 2013 rate proceedings. No Account 1521 balance is to be filed for clearance in the 2013 rate proceedings for those distributors that had account 1521 cleared by the Board in the 2012 rate proceedings.

In accordance with section 8 of the Special Purpose Charge ("SPC") Regulation, Ontario Regulation 66/10, distributors were required to apply to the Board no later than April 15, 2012 for an order authorizing the distributor to clear the balance in Account 1521. As per the Board's April 23, 2010 letter, the Board stated that it expected that requests for disposition of the balance in Account 1521 were to be addressed as part of the proceedings to set rates for the 2012 rate year, except in cases where this approach would result in non-compliance with the timeline set out in section 8 of the SPC Regulation.

Include Account 1595 as part of Group 1 accounts (lines 31, 32 and 33) for review and disposition if the recovery (or refund) period has been completed. If the recovery (or refund) period has not been completed, do not include the respective balance in Account 1595 for disposition at this time.

Please complete the following continuity schedule for the following Deferral / Variance Accounts. Enter information into green cells only.

If you have received approval to dispose of balances from prior years, the starting point for entries in the 2013 DVA schedule below will be the balance sheet date as per your G/L for which you received approval. For example, if in the 2012 EDR process (CoS or IRM) you received approval for the December 31, 2010 balances, the starting point for your entries below should be the adjustment column BF for principal and column BK for interest. This will allow for the correct starting point for the 2011 opening balance columns (for both principal and interest) without requiring entries dating back to the beginning of the continuity schedule ie: Jan 1, 2005.

Please refer to the footnotes for further instructions.

		2008									
Account Descriptions	**Account Number**	**Opening Principal Amounts as of Jan-1-08**	**Transactions Debit / (Credit) during 2008 excluding interest and adjustments [2]**	**Board-Approved Disposition during 2008**	**Adjustments during 2008 - other [1]**	**Closing Principal Balance as of Dec-31-08**	**Opening Interest Amounts as of Jan-1-08**	**Interest Jan-1 to Dec-31-08**	**Board-Approved Disposition during 2008**	**Adjustments during 2008 - other [1]**	**Closing Interest Amounts as of Dec-31-08**
Group 1 Accounts											
LV Variance Account	1550	0				0	0				0
RSVA - Wholesale Market Service Charge	1580	(176,599)	(15,932)			(192,531)	(2,734)	(7,292)			(10,027)
RSVA - Retail Transmission Network Charge	1584	(52,320)	(15,600)			(67,920)	(11,309)	(2,496)			(13,805)
RSVA - Retail Transmission Connection Charge	1586	(153,656)	(79,056)			(232,713)	(9,732)	(6,626)			(16,358)
RSVA - Power (excluding Global Adjustment)	1588	(281,216)	73,205			(208,011)	(71,462)	(9,980)			(81,441)
RSVA - Power - Sub-account - Global Adjustment	1588	68,953	(1,481)			67,472	2,968	2,705			5,673
Recovery of Regulatory Asset Balances	1590	(91,341)	31,205			(60,136)	(5,129)	11,080			5,951
Disposition and Recovery/Refund of Regulatory Balances (2008)[5]	1595	0				0	0				0
Disposition and Recovery/Refund of Regulatory Balances (2009)[5]	1595	0				0	0				0
Disposition and Recovery/Refund of Regulatory Balances (2010)[5]	1595	0				0	0				0
Group 1 Sub-Total (including Account 1588 - Global Adjustment)		(686,179)	(7,660)	0	0	(693,839)	(97,398)	(12,609)	0	0	(110,007)
Group 1 Sub-Total (excluding Account 1588 - Global Adjustment)		(755,133)	(6,179)	0	0	(761,311)	(100,365)	(15,315)	0	0	(115,680)
RSVA - Power - Sub-account - Global Adjustment	**1588**	68,953	(1,481)	0	0	67,472	2,968	2,705	0	0	5,673
Deferred Payments in Lieu of Taxes	1562	0				0	0				0
Total of Group 1 and Account 1562		(686,179)	(7,660)	0	0	(693,839)	(97,398)	(12,609)	0	0	(110,007)
Special Purpose Charge Assessment Variance Account[4]	**1521**										
LRAM Variance Account	**1568**										
Total including Accounts 1562, 1521 and 1568		(686,179)	(7,660)	0	0	(693,839)	(97,398)	(12,609)	0	0	(110,007)

For all Board-Approved dispositions, please ensure that the disposition amount has the same sign (e.g: debit balances are to have a positive figure and credit balance are to have a negative figure) as per the related Board decision.

Please provide explanations for the nature of the adjustments. If the adjustment relates to previously Board Approved disposed balances, please provide amounts for adjustments and include supporting documentations.

For RSVA accounts only, report the net variance to the account during the year. For all other accounts, record the transactions during the year.
If the LDC's 2013 rate year begins January 1, 2013, the projected interest is recorded from January 1, 2012 to December 31, 2012 on the December 31, 2011 balance adjusted for the disposed balances approved by the Board in the 2012 rate decision. If the LDC's 2013 rate year begins May 1, 2013 the projected interest is recorded from January 1, 2012 to April 30, 2013 on the December 31, 2011 balance adjusted for the disposed balances approved by the Board in the 2012 rate decision.

Applicants that did not have the balance in Account 1521 cleared by the Board in the 2012 rate proceedings are expected to file to dispose of Account 1521 in the 2013 rate proceedings. No Account 1521 balance is to be filed for clearance in the 2013 rate proceedings for those distributors that had account 1521 cleared by the Board in the 2012 rate proceedings.

In accordance with section 8 of the Special Purpose Charge ("SPC") Regulation, Ontario Regulation 66/10, distributors were required to apply to the Board no later than April 15, 2012 for an order authorizing the distributor to clear the balance in Account 1521. As per the Board's April 23, 2010 letter, the Board stated that it expected that requests for disposition of the balance in Account 1521 were to be addressed as part of the proceedings to set rates for the 2012 rate year, except in cases where this approach would result in non-compliance with the timeline set out in section 8 of the SPC Regulation.

Include Account 1595 as part of Group 1 accounts (lines 31, 32 and 33) for review and disposition if the recovery (or refund) period has been completed. If the recovery (or refund) period has not been completed, do not include the respective balance in Account 1595 for disposition at this time.

Please complete the following continuity schedule for the following Deferral / Variance Accounts. Enter information into green cells only.

If you have received approval to dispose of balances from prior years, the starting point for entries in the 2013 DVA schedule below will be the balance sheet date as per your G/L for which you received approval. For example, if in the 2012 EDR process (CoS or IRM) you received approval for the December 31, 2010 balances, the starting point for your entries below should be the adjustment column BF for principal and column BK for interest. This will allow for the correct starting point for the 2011 opening balance columns (for both principal and interest) without requiring entries dating back to the beginning of the continuity schedule ie: Jan 1, 2005.

Please refer to the footnotes for further instructions.

		2009									
Account Descriptions	**Account Number**	**Opening Principal Amounts as of Jan-1-09**	**Transactions Debit / (Credit) during 2009 excluding interest and adjustments [2]**	**Board-Approved Disposition during 2009**	**Adjustments during 2009 - other [1]**	**Closing Principal Balance as of Dec-31-09**	**Opening Interest Amounts as of Jan-1-09**	**Interest Jan-1 to Dec-31-09**	**Board-Approved Disposition during 2009**	**Adjustments during 2009 - other [1]**	**Closing Interest Amounts as of Dec-31-09**
Group 1 Accounts											
LV Variance Account	1550	0				0	0				0
RSVA - Wholesale Market Service Charge	1580	(192,531)	(60,966)			(253,497)	(10,027)	(2,814)			(12,841)
RSVA - Retail Transmission Network Charge	1584	(67,920)	(13,995)			(81,916)	(13,805)	(984)			(14,789)
RSVA - Retail Transmission Connection Charge	1586	(232,713)	(91,357)			(324,070)	(16,358)	(3,552)			(19,909)
RSVA - Power (excluding Global Adjustment)	1588	(208,011)	(140,857)			(348,868)	(81,441)	(3,510)			(84,951)
RSVA - Power - Sub-account - Global Adjustment	1588	67,472	107,293			174,765	5,673	1,392			7,065
Recovery of Regulatory Asset Balances	1590	(60,136)				(60,136)	5,951	(638)			5,314
Disposition and Recovery/Refund of Regulatory Balances (2008)[5]	1595	0				0	0				0
Disposition and Recovery/Refund of Regulatory Balances (2009)[5]	1595	0				0	0				0
Disposition and Recovery/Refund of Regulatory Balances (2010)[5]	1595	0				0	0				0
Group 1 Sub-Total (including Account 1588 - Global Adjustment)		(693,839)	(199,882)	0	0	(893,721)	(110,007)	(10,104)	0	0	(120,111)
Group 1 Sub-Total (excluding Account 1588 - Global Adjustment)		(761,311)	(307,175)	0	0	(1,068,486)	(115,680)	(11,497)	0	0	(127,176)
RSVA - Power - Sub-account - Global Adjustment	**1588**	67,472	107,293	0	0	174,765	5,673	1,392	0	0	7,065
Deferred Payments in Lieu of Taxes	1562	0				0	0				0
Total of Group 1 and Account 1562		(693,839)	(199,882)	0	0	(893,721)	(110,007)	(10,104)	0	0	(120,111)
Special Purpose Charge Assessment Variance Account[4]	**1521**										
LRAM Variance Account	**1568**										
Total including Accounts 1562, 1521 and 1568		(693,839)	(199,882)	0	0	(893,721)	(110,007)	(10,104)	0	0	(120,111)

For all Board-Approved dispositions, please ensure that the disposition amount has the same sign (e.g: debit balances are to have a positive figure and credit balance are to have a negative figure) as per the related Board decision.

Please provide explanations for the nature of the adjustments. If the adjustment relates to previously Board Approved disposed balances, please provide amounts for adjustments and include supporting documentations.

For RSVA accounts only, report the net variance to the account during the year. For all other accounts, record the transactions during the year.
If the LDC's 2013 rate year begins January 1, 2013, the projected interest is recorded from January 1, 2012 to December 31, 2012 on the December 31, 2011 balance adjusted for the disposed balances approved by the Board in the 2012 rate decision. If the LDC's 2013 rate year begins May 1, 2013 the projected interest is recorded from January 1, 2012 to April 30, 2013 on the December 31, 2011 balance adjusted for the disposed balances approved by the Board in the 2012 rate decision.

Applicants that did not have the balance in Account 1521 cleared by the Board in the 2012 rate proceedings are expected to file to dispose of Account 1521 in the 2013 rate proceedings. No Account 1521 balance is to be filed for clearance in the 2013 rate proceedings for those distributors that had account 1521 cleared by the Board in the 2012 rate proceedings.

In accordance with section 8 of the Special Purpose Charge ("SPC") Regulation, Ontario Regulation 66/10, distributors were required to apply to the Board no later than April 15, 2012 for an order authorizing the distributor to clear the balance in Account 1521. As per the Board's April 23, 2010 letter, the Board stated that it expected that requests for disposition of the balance in Account 1521 were to be addressed as part of the proceedings to set rates for the 2012 rate year, except in cases where this approach would result in non-compliance with the timeline set out in section 8 of the SPC Regulation.

Include Account 1595 as part of Group 1 accounts (lines 31, 32 and 33) for review and disposition if the recovery (or refund) period has been completed. If the recovery (or refund) period has not been completed, do not include the respective balance in Account 1595 for disposition at this time.

Please complete the following continuity schedule for the following Deferral / Variance Accounts. Enter information into green cells only.

If you have received approval to dispose of balances from prior years, the starting point for entries in the 2013 DVA schedule below will be the balance sheet date as per your G/L for which you received approval. For example, if in the 2012 EDR process (CoS or IRM) you received approval for the December 31, 2010 balances, the starting point for your entries below should be the adjustment column BF for principal and column BK for interest. This will allow for the correct starting point for the 2011 opening balance columns (for both principal and interest) without requiring entries dating back to the beginning of the continuity schedule ie: Jan 1, 2005.

Please refer to the footnotes for further instructions.

		2010									
Account Descriptions	**Account Number**	**Opening Principal Amounts as of Jan-1-10**	**Transactions Debit / (Credit) during 2010 excluding interest and adjustments [2]**	**Board-Approved Disposition during 2010**	**Adjustments during 2010 - other [1]**	**Closing Principal Balance as of Dec-31-10**	**Opening Interest Amounts as of Jan-1-10**	**Interest Jan-1 to Dec-31-10**	**Board-Approved Disposition during 2010**	**Adjustments during 2010 - other [2]**	**Closing Interest Amounts as of Dec-31-10**
Group 1 Accounts											
LV Variance Account	1550	0			65,878	65,878	0			4,578	4,578
RSVA - Wholesale Market Service Charge	1580	(253,497)	(99,679)			(353,176)	(12,841)	(2,440)			(15,281)
RSVA - Retail Transmission Network Charge	1584	(81,916)	32,201			(49,715)	(14,789)	(587)			(15,376)
RSVA - Retail Transmission Connection Charge	1586	(324,070)	(65,348)			(389,418)	(19,909)	(2,913)			(22,822)
RSVA - Power (excluding Global Adjustment)	1588	(348,868)	(139,932)			(488,799)	(84,951)	(3,510)			(88,461)
RSVA - Power - Sub-account - Global Adjustment	1588	174,765	(36,515)			138,250	7,065	972			8,037
Recovery of Regulatory Asset Balances	1590	(60,136)				(60,136)	5,314	(377)			4,937
Disposition and Recovery/Refund of Regulatory Balances (2008)[5]	1595	0				0	0				0
Disposition and Recovery/Refund of Regulatory Balances (2009)[5]	1595	0				0	0				0
Disposition and Recovery/Refund of Regulatory Balances (2010)[5]	1595	0				0	0				0
Group 1 Sub-Total (including Account 1588 - Global Adjustment)		(893,721)	(309,273)	0	65,878	(1,137,116)	(120,111)	(8,855)	0	4,578	(124,388)
Group 1 Sub-Total (excluding Account 1588 - Global Adjustment)		(1,068,486)	(272,758)	0	65,878	(1,275,366)	(127,176)	(9,827)	0	4,578	(132,426)
RSVA - Power - Sub-account - Global Adjustment	**1588**	174,765	(36,515)	0	0	138,250	7,065	972	0	0	8,037
Deferred Payments in Lieu of Taxes	1562	0				0	0				0
Total of Group 1 and Account 1562		(893,721)	(309,273)	0	65,878	(1,137,116)	(120,111)	(8,855)	0	4,578	(124,388)
Special Purpose Charge Assessment Variance Account[4]	**1521**					0					0
LRAM Variance Account	**1568**					0					0
Total including Accounts 1562, 1521 and 1568		(893,721)	(309,273)	0	65,878	(1,137,116)	(120,111)	(8,855)	0	4,578	(124,388)

For all Board-Approved dispositions, please ensure that the disposition amount has the same sign (e.g: debit balances are to have a positive figure and credit balance are to have a negative figure) as per the related Board decision.

Please provide explanations for the nature of the adjustments. If the adjustment relates to previously Board Approved disposed balances, please provide amounts for adjustments and include supporting documentations.

For RSVA accounts only, report the net variance to the account during the year. For all other accounts, record the transactions during the year.
If the LDC's 2013 rate year begins January 1, 2013, the projected interest is recorded from January 1, 2012 to December 31, 2012 on the December 31, 2011 balance adjusted for the disposed balances approved by the Board in the 2012 rate decision. If the LDC's 2013 rate year begins May 1, 2013 the projected interest is recorded from January 1, 2012 to April 30, 2013 on the December 31, 2011 balance adjusted for the disposed balances approved by the Board in the 2012 rate decision.

Applicants that did not have the balance in Account 1521 cleared by the Board in the 2012 rate proceedings are expected to file to dispose of Account 1521 in the 2013 rate proceedings. No Account 1521 balance is to be filed for clearance in the 2013 rate proceedings for those distributors that had account 1521 cleared by the Board in the 2012 rate proceedings.

In accordance with section 8 of the Special Purpose Charge ("SPC") Regulation, Ontario Regulation 66/10, distributors were required to apply to the Board no later than April 15, 2012 for an order authorizing the distributor to clear the balance in Account 1521. As per the Board's April 23, 2010 letter, the Board stated that it expected that requests for disposition of the balance in Account 1521 were to be addressed as part of the proceedings to set rates for the 2012 rate year, except in cases where this approach would result in non-compliance with the timeline set out in section 8 of the SPC Regulation.

Include Account 1595 as part of Group 1 accounts (lines 31, 32 and 33) for review and disposition if the recovery (or refund) period has been completed. If the recovery (or refund) period has not been completed, do not include the respective balance in Account 1595 for disposition at this time.

Please complete the following continuity schedule for the following Deferral / Variance Accounts. Enter information into green cells only.

If you have received approval to dispose of balances from prior years, the starting point for entries in the 2013 DVA schedule below will be the balance sheet date as per your G/L for which you received approval. For example, if in the 2012 EDR process (CoS or IRM) you received approval for the December 31, 2010 balances, the starting point for your entries below should be the adjustment column BF for principal and column BK for interest. This will allow for the correct starting point for the 2011 opening balance columns (for both principal and interest) without requiring entries dating back to the beginning of the continuity schedule ie: Jan 1, 2005.

Please refer to the footnotes for further instructions.

		2011												
Account Descriptions	**Account Number**	**Opening Principal Amounts as of Jan-1-11**	**Transactions Debit / (Credit) during 2011 excluding interest and adjustments [2]**	**Board-Approved Disposition during 2011**	**Other [1] Adjustments during Q1 2011**	**Other [1] Adjustments during Q2 2011**	**Other [1] Adjustments during Q3 2011**	**Other [1] Adjustments during Q4 2011**	**Closing Principal Balance as of Dec-31-11**	**Opening Interest Amounts as of Jan-1-11**	**Interest Jan-1 to Dec-31-11**	**Board-Approved Disposition during 2011**	**Adjustments during 2011 - other [1]**	**Closing Interest Amounts as of Dec-31-11**
Group 1 Accounts														
LV Variance Account	1550	65,878	21,360	52,353					34,885	4,578	608	3,424		1,763
RSVA - Wholesale Market Service Charge	1580	(353,176)	(15,568)	(192,413)					(176,331)	(15,281)	(4,674)	(11,557)		(8,398)
RSVA - Retail Transmission Network Charge	1584	(49,715)	(32,951)	(68,739)					(13,927)	(15,376)	1,021	(13,484)		(871)
RSVA - Retail Transmission Connection Charge	1586	(389,418)	(13,074)	(233,231)					(169,261)	(22,822)	(3,693)	(17,548)		(8,967)
RSVA - Power (excluding Global Adjustment)	1588	(488,799)	(76,433)	(209,033)					(356,200)	(88,461)	(6,013)	(8,305)		(86,168)
RSVA - Power - Sub-account - Global Adjustment	1588	138,250	72,298	67,572					142,976	8,037	1,887	6,365		3,559
Recovery of Regulatory Asset Balances	1590	(60,136)		(46,605)					(13,531)	4,937	(321)	(7,922)		12,538
Disposition and Recovery/Refund of Regulatory Balances (2008)[5]	1595	0							0	0				0
Disposition and Recovery/Refund of Regulatory Balances (2009)[5]	1595	0							0	0				0
Disposition and Recovery/Refund of Regulatory Balances (2010)[5]	1595	0							0	0				0
Group 1 Sub-Total (including Account 1588 - Global Adjustment)		(1,137,116)	(44,368)	(630,095)	0	0	0	0	(551,389)	(124,388)	(11,184)	(49,028)	0	(86,544)
Group 1 Sub-Total (excluding Account 1588 - Global Adjustment)		(1,275,366)	(116,666)	(697,667)	0	0	0	0	(694,365)	(132,426)	(13,071)	(55,393)	0	(90,104)
RSVA - Power - Sub-account - Global Adjustment	**1588**	138,250	72,298	67,572	0	0	0	0	142,976	8,037	1,887	6,365	0	3,559
Deferred Payments in Lieu of Taxes	1562	0							0	0				0
Total of Group 1 and Account 1562		(1,137,116)	(44,368)	(630,095)	0	0	0	0	(551,389)	(124,388)	(11,184)	(49,028)	0	(86,544)
Special Purpose Charge Assessment Variance Account[4]	**1521**	0							0	0				0
LRAM Variance Account	**1568**	0							0	0				0
Total including Accounts 1562, 1521 and 1568		(1,137,116)	(44,368)	(630,095)	0	0	0	0	(551,389)	(124,388)	(11,184)	(49,028)	0	(86,544)

For all Board-Approved dispositions, please ensure that the disposition amount has the same sign (e.g: debit balances are to have a positive figure and credit balance are to have a negative figure) as per the related Board decision.

Please provide explanations for the nature of the adjustments. If the adjustment relates to previously Board Approved disposed balances, please provide amounts for adjustments and include supporting documentations.

For RSVA accounts only, report the net variance to the account during the year. For all other accounts, record the transactions during the year.
If the LDC's 2013 rate year begins January 1, 2013, the projected interest is recorded from January 1, 2012 to December 31, 2012 on the December 31, 2011 balance adjusted for the disposed balances approved by the Board in the 2012 rate decision. If the LDC's 2013 rate year begins May 1, 2013 the projected interest is recorded from January 1, 2012 to April 30, 2013 on the December 31, 2011 balance adjusted for the disposed balances approved by the Board in the 2012 rate decision.

Applicants that did not have the balance in Account 1521 cleared by the Board in the 2012 rate proceedings are expected to file to dispose of Account 1521 in the 2013 rate proceedings. No Account 1521 balance is to be filed for clearance in the 2013 rate proceedings for those distributors that had account 1521 cleared by the Board in the 2012 rate proceedings.

In accordance with section 8 of the Special Purpose Charge ("SPC") Regulation, Ontario Regulation 66/10, distributors were required to apply to the Board no later than April 15, 2012 for an order authorizing the distributor to clear the balance in Account 1521. As per the Board's April 23, 2010 letter, the Board stated that it expected that requests for disposition of the balance in Account 1521 were to be addressed as part of the proceedings to set rates for the 2012 rate year, except in cases where this approach would result in non-compliance with the timeline set out in section 8 of the SPC Regulation.

Include Account 1595 as part of Group 1 accounts (lines 31, 32 and 33) for review and disposition if the recovery (or refund) period has been completed. If the recovery (or refund) period has not been completed, do not include the respective balance in Account 1595 for disposition at this time.

Please complete the following continuity schedule for the following Deferral / Variance Accounts. Enter information into green cells only.

If you have received approval to dispose of balances from prior years, the starting point for entries in the 2013 DVA schedule below will be the balance sheet date as per your G/L for which you received approval. For example, if in the 2012 EDR process (CoS or IRM) you received approval for the December 31, 2010 balances, the starting point for your entries below should be the adjustment column BF for principal and column BK for interest. This will allow for the correct starting point for the 2011 opening balance columns (for both principal and interest) without requiring entries dating back to the beginning of the continuity schedule ie: Jan 1, 2005.

Please refer to the footnotes for further instructions.

		2012				Projected Interest on Dec-31-11 Balances			2.1.7 RRR	
Account Descriptions	**Account Number**	**Principal Disposition during 2012 - instructed by Board**	**Interest Disposition during 2012 - instructed by Board**	**Closing Principal Balances as of Dec 31-11 Adjusted for Dispositions during 2012**	**Closing Interest Balances as of Dec 31-11 Adjusted for Dispositions during 2012**	**Projected Interest from Jan 1, 2012 to December 31, 2012 on Dec 31 -11 balance adjusted for disposition during 2012 [3]**	**Projected Interest from January 1, 2013 to April 30, 2013 on Dec 31 -11 balance adjusted for disposition during 2012 [3]**	**Total Claim**	**As of Dec 31-11**	**Variance RRR vs. 2011 Balance *(Principal + Interest)***
Group 1 Accounts										
LV Variance Account	1550	65,877	4,578	(30,992)	(2,815)	(456)		(34,263)	36,647	0
RSVA - Wholesale Market Service Charge	1580	(160,763)	(10,433)	(15,568)	2,035	(229)		(13,762)	(184,729)	(0)
RSVA - Retail Transmission Network Charge	1584	19,024	(1,237)	(32,951)	366	(484)		(33,069)	(14,798)	(1)
RSVA - Retail Transmission Connection Charge	1586	(156,187)	(11,684)	(13,074)	2,717	(192)		(10,549)	(178,228)	0
RSVA - Power (excluding Global Adjustment)	1588	(279,767)	(89,960)	(76,433)	3,792	(1,124)		(73,765)	(295,832)	146,536
RSVA - Power - Sub-account - Global Adjustment	1588	70,678	4,353	72,298	(794)	1,063		72,567		(146,535)
Recovery of Regulatory Asset Balances	1590	(13,351)	9,318	(180)	3,220	(3)		3,037	(993)	(0)
Disposition and Recovery/Refund of Regulatory Balances (2008)[5]	1595			0	0	0		0		0
Disposition and Recovery/Refund of Regulatory Balances (2009)[5]	1595			0	0	0		0		0
Disposition and Recovery/Refund of Regulatory Balances (2010)[5]	1595			0	0	0		0	(715,324)	(715,324)
Group 1 Sub-Total (including Account 1588 - Global Adjustment)		(454,489)	(95,065)	(96,900)	8,521	(1,424)	0	(89,804)	(1,353,257)	(715,324)
Group 1 Sub-Total (excluding Account 1588 - Global Adjustment)		(525,167)	(99,418)	(169,198)	9,314	(2,487)	0	(162,371)	(1,353,257)	(568,788)
RSVA - Power - Sub-account - Global Adjustment	**1588**	70,678	4,353	72,298	(794)	1,063	0	72,567	0	(146,535)
Deferred Payments in Lieu of Taxes	1562			0	0	0	0	0		0
										0
Total of Group 1 and Account 1562		(454,489)	(95,065)	(96,900)	8,521	(1,424)	0	(89,804)	(1,353,257)	(715,324)
Special Purpose Charge Assessment Variance Account[4]	**1521**			0	0	0	0	0		0
LRAM Variance Account	**1568**			0	0	0	0	0		0
Total including Accounts 1562, 1521 and 1568		(454,489)	(95,065)	(96,900)	8,521	(1,424)	0	(89,804)	(1,353,257)	(715,324)

For all Board-Approved dispositions, please ensure that the disposition amount has the same sign (e.g: debit balances are to have a positive figure and credit balance are to have a negative figure) as per the related Board decision.

Please provide explanations for the nature of the adjustments. If the adjustment relates to previously Board Approved disposed balances, please provide amounts for adjustments and include supporting documentations.

For RSVA accounts only, report the net variance to the account during the year. For all other accounts, record the transactions during the year.
If the LDC's 2013 rate year begins January 1, 2013, the projected interest is recorded from January 1, 2012 to December 31, 2012 on the December 31, 2011 balance adjusted for the disposed balances approved by the Board in the 2012 rate decision. If the LDC's 2013 rate year begins May 1, 2013 the projected interest is recorded from January 1, 2012 to April 30, 2013 on the December 31, 2011 balance adjusted for the disposed balances approved by the Board in the 2012 rate decision.

Applicants that did not have the balance in Account 1521 cleared by the Board in the 2012 rate proceedings are expected to file to dispose of Account 1521 in the 2013 rate proceedings. No Account 1521 balance is to be filed for clearance in the 2013 rate proceedings for those distributors that had account 1521 cleared by the Board in the 2012 rate proceedings.

In accordance with section 8 of the Special Purpose Charge ("SPC") Regulation, Ontario Regulation 66/10, distributors were required to apply to the Board no later than April 15, 2012 for an order authorizing the distributor to clear the balance in Account 1521. As per the Board's April 23, 2010 letter, the Board stated that it expected that requests for disposition of the balance in Account 1521 were to be addressed as part of the proceedings to set rates for the 2012 rate year, except in cases where this approach would result in non-compliance with the timeline set out in section 8 of the SPC Regulation.

Include Account 1595 as part of Group 1 accounts (lines 31, 32 and 33) for review and disposition if the recovery (or refund) period has been completed. If the recovery (or refund) period has not been completed, do not include the respective balance in Account 1595 for disposition at this time.

3RD Generation Incentive Regulation Model for 2013 Filers

Hearst Power Distribution Co. Ltd.

In the green shaded cells, enter the most recent Board Approved volumetric forecast. If there is a material difference between the latest Board-approved volumetric forecast and the most recent 12-month actual volumetric data, use the most recent 12-month actual data. Do not enter data for the MicroFit class.

Rate Class	Unit	Metered kWh	Metered kW	Billed kWh for Non-RPP Customers	Estimated kW for Non-RPP Customers	Distribution Revenue [1]	1590 Recovery Share Proportion*	1595 Recovery Share Proportion (2008) [2]	1595 Recovery Share Proportion (2009) [2]	1595 Recovery Share Proportion (2010) [2]	1568 LRAM Variance Account Class Allocation ($ amounts)
Residential	$/kWh	26,627,362		1,577,596	0	684,802					
General Service Less Than 50 kW	$/kWh	12,405,535		1,116,135	0	180,814					
General Service 50 to 1,499 kW	$/kW	19,022,892	53,176	19,076,068	53,325	190,767					
General Service 1,500 to 4,999 kW	$/kW	18,502,357	59,721	18,562,078	59,914	84,088					
Sentinel Lighting	$/kW	23,544	72		0	1,075					
Street Lighting	$/kW	1,006,025	3,084	1,009,109	3,093	66,336					
MicroFit											
	Total	**77,587,715**	**116,053**	**41,340,986**	**116,332**	**1,207,882**	**0.00%**	**0.00%**	**0.00%**	**0.00%**	**0**
										Balance as per Sheet 5	0
										Variance	0

Threshold Test

Total Claim (including Account 1521, 1562 and 1568)	($89,804)
Total Claim for Threshold Test (All Group 1 Accounts)	($89,804)
Threshold Test (Total claim per kWh) [3]	(0.0012)

[1] For Account 1562, the allocation to customer classes should be performed on the basis of the test year distribution revenue allocation to customer classes found in the Applicant's Cost of Service application that was most recently approved at the time of disposition of the 1562 account balances

[2] Residual Account balance to be allocated to rate classes in proportion to the recovery share as established when rate riders were implemented.

[3] The Threshold Test does not include the amount in 1521, 1562 nor 1568.

No input required. This workshseet allocates the deferral/variance account balances (Group 1, 1521, 1588 GA, 1562 and 1568) to the appropriate classes as per the EDDVAR Report dated July 31, 2009

Allocation of Group 1 Accounts (including Accounts 1521, 1562, 1568)

Rate Class	% of Total kWh	% of Total non-RPP kWh	% of Total Distribution Revenue	1550	1580	1584	1586	1588*	1588 GA	1590	1595 (2008)	1595 (2009)	1595 (2010)	1521	1562	1568
Residential	#REF!	#REF!	#REF!	0	0	0	0	0	0	0	0	0	0	#REF!	#REF!	#REF!
General Service Less Than 50 kW	#REF!	#REF!	#REF!	0	0	0	0	0	0	0	0	0	0	#REF!	#REF!	#REF!
General Service 50 to 1,499 kW	#REF!	#REF!	#REF!	0	0	0	0	0	0	0	0	0	0	#REF!	#REF!	#REF!
General Service 1,500 to 4,999 kW	#REF!	#REF!	#REF!	0	0	0	0	0	0	0	0	0	0	#REF!	#REF!	#REF!
Sentinel Lighting	#REF!	#REF!	#REF!	0	0	0	0	0	0	0	0	0	0	#REF!	#REF!	#REF!
Street Lighting	#REF!	#REF!	#REF!	0	0	0	0	0	0	0	0	0	0	#REF!	#REF!	#REF!
MicroFit	0	0	0	0	0	0	0	0	0	0	0	0	0	0	0	#REF!
Total	**#REF!**	**#REF!**	**#REF!**	**0**	**0**	**0**	**0**	**0**	**0**	**0**	**0**	**0**	**0**	**#REF!**	**#REF!**	**#REF!**

** RSVA - Power (Excluding Global Adjustment)*

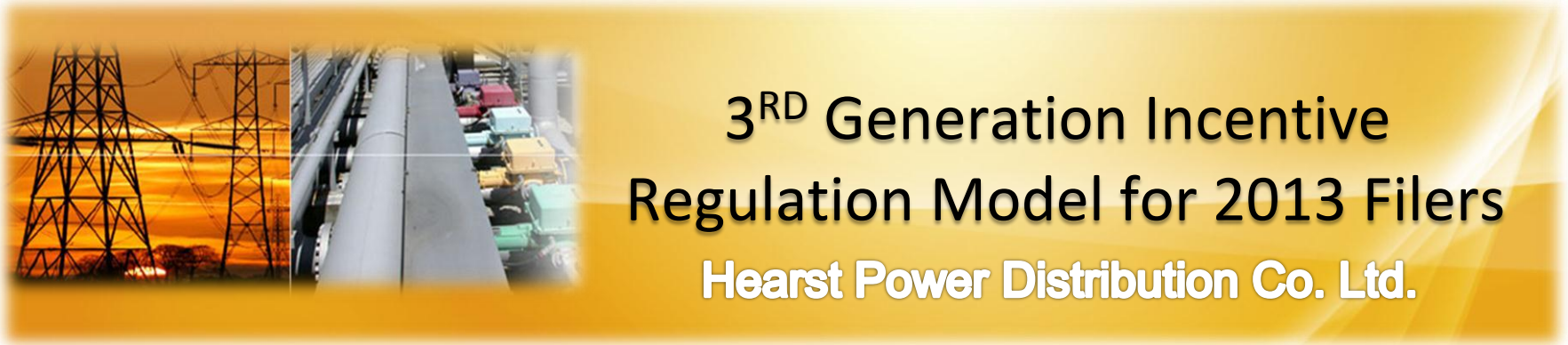

Input required at cell C15 only. This workshseet calculates rate riders related to the Deferral/Variance Account Disposition (if applicable) and associated rate riders for the global adjustment sub-account. Rate Riders will not be generated for the MicroFit class.

Please indicate the Rate Rider Recovery Period (in years) **1**

Rate Class	Unit	Billed kWh	Billed kW	Balance of Accounts Allocated by kWh/kW (RPP) or Distribution	Deferral/Variance Account Rate Rider	Allocation of Balance in Account 1588 Global	Billed kWh or Estimated kW for Non-RPP	Global Adjustment Rate Rider
Residential	$/kWh	26,627,362		#REF!	0.0000	0	1,577,596	0.0000
General Service Less Than 50 kW	$/kWh	12,405,535		#REF!	0.0000	0	1,116,135	0.0000
General Service 50 to 1,499 kW	$/kW	19,022,892	53,176	#REF!	0.0000	0	53,325	0.0000
General Service 1,500 to 4,999 kW	$/kW	18,502,357	59,721	#REF!	0.0000	0	59,914	0.0000
Sentinel Lighting	$/kW	23,544	72	#REF!	0.0000	0	0	0.0000
Street Lighting	$/kW	1,006,025	3,084	#REF!	0.0000	0	3,093	0.0000
MicroFit								
Total		**77,587,715**	**116,053**	**#REF!**		**0**	**2,810,063**	

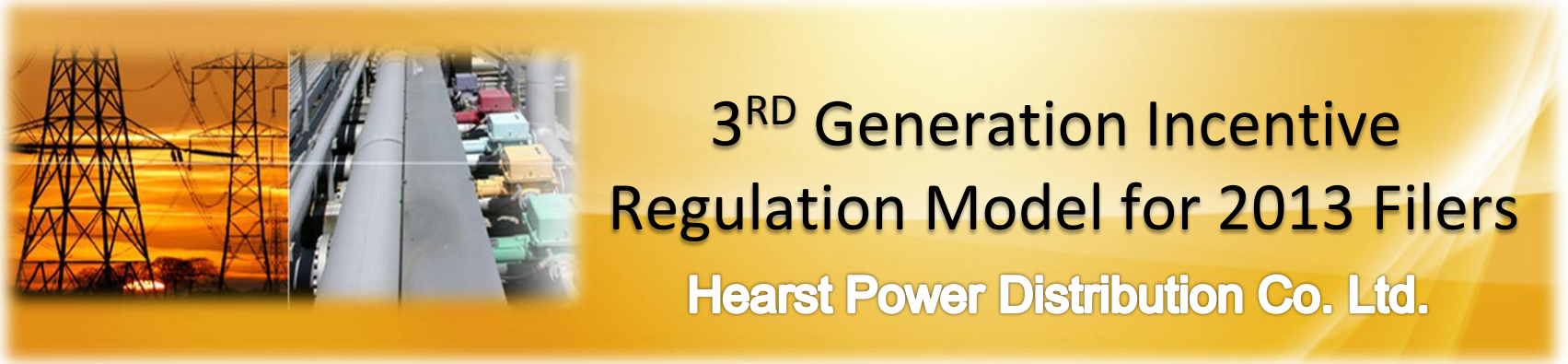

If applicable, please enter any adjustments related to the revenue to cost ratio model into columns C and E.
The Price Escalator has been set at the 2012 values and will be updated by Board staff. The Stretch Factor Value will also be updated by Board staff.

Price Escalator	**2.00%**	**Choose Stretch Factor Group**	II
Productivity Factor	**0.72%**	**Associated Stretch Factor Value**	**0.4%**
Price Cap Index	**0.88%**		

Rate Class	**Current MFC**	**MFC Adjustment from R/C Model**	**Current Volumetric Charge**	**DVR Adjustment from R/C Model**	**Price Cap Index to be Applied to MFC and DVR**	**Proposed MFC**	**Proposed Volumetric Charge**

Please enter the following charges as found on your most recent Board-Approved Tariff Schedule. The standard Allowance rates have been included as default entries. If you have different rates, please make the appropriate corrections in the applicable cells below. As well, please enter the current Specific Service Charges below. The standard Retail Service Charges have been entered below. If you have different rates, please make the appropriate corrections in columns A, C or D as applicable (cells are unlocked).

ALLOWANCES

	UNIT	CURRENT
Transformer Allowance for Ownership - per kW of billing demand/month	$/kW	(0.45)
Primary Metering Allowance for transformer losses – applied to measured demand and energy	%	(1.00)

SPECIFIC SERVICE CHARGES

APPLICATION

The application of these rates and charges shall be in accordance with the Licence of the Distributor and any Code or Order of the Board, and amendments thereto as approved by the Board, which may be applicable to the administration of this schedule

No charges to meet the costs of any work or service done or furnished for the purpose of the distribution of electricity shall be made except as permitted by this schedule, unless required by the Distributor's Licence or a Code or Order of the Board, and amendments thereto as approved by the Board, or as specified herein.

It should be noted that this schedule does not list any charges, assessments, or credits that are required by law to be invoiced by a distributor and that are not subject to Board approval, such as the Debt Retirement Charge, charges for the Ministry of Energy Conservation and Renewable Energy Program, the Global Adjustment, the Ontario Clean Energy Benefit and the HST.

Customer Administration

Arrears certificate	$	15.00
Easement Letter	$	15.00
Credit Reference/credit check (plus credit agency costs)	$	15.00
Returned cheque charge (plus bank charges)	$	15.00
Account set up charge/change of occupancy charge (plus credit agency costs if applicable)	$	30.00
Meter dispute charge plus Measurement Canada fees (if meter found correct)	$	30.00
Special meter reads	$	30.00

Non-Payment of Account

Late Payment – per month	%	1.50
Late Payment – per annum	%	19.56
Collection of account charge – no disconnection	$	30.00
Disconnect/Reconnect at meter – during regular hours	$	40.00
Disconnect/Reconnect at pole – during regular hours	$	time and materials
Install/Remove load control device – during regular hours	$	40.00
Temporary Service – Install & remove – overhead – no transformer	$	time and materials
Temporary Service Install & Remove – Underground – No Transformer	$	time and materials
Specific Charge for Access to the Power Poles - $/pole/year	$	22.35

RETAIL SERVICE CHARGES (if applicable)

The application of these rates and charges shall be in accordance with the Licence of the Distributor and any Code or Order of the Board, and amendments thereto as approved by the Board, which may be applicable to the administration of this schedule.

No rates and charges for the distribution of electricity and charges to meet the costs of any work or service done or furnished for the purpose of the distribution of electricity shall be made except as permitted by this schedule, unless required by the Distributor's Licence or a Code or Order of the Board, and amendments thereto as approved by the Board, or as specified herein.

Unless specifically noted, this schedule does not contain any charges for the electricity commodity, be it under the Regulated Price Plan, a contract with a retailer or the wholesale market price, as applicable

It should be noted that this schedule does not list any charges, assessments, or credits that are required by law to be invoiced by a distributor and that are not subject to Board approval, such as the Debt Retirement Charge, charges for

the Ministry of Energy Conservation and Renewable Energy Program, the Global Adjustment, the Ontario Clean Energy Benefit and the HST.

Retail Service Charges refer to services provided by a distributor to retailers or customers related to the supply of competitive electricity

One-time charge, per retailer, to establish the service agreement between the distributor and the retailer	$	100.00
Monthly Fixed Charge, per retailer	$	20.00
Monthly Variable Charge, per customer, per retailer	$/cust.	0.50
Distributor-consolidated billing charge, per customer, per retailer	$/cust.	0.30
Retailer-consolidated billing credit, per customer, per retailer	$/cust.	(0.30)
Service Transaction Requests (STR)		
Request fee, per request, applied to the requesting party	$	0.25
Processing fee, per request, applied to the requesting party	$	0.50
Request for customer information as outlined in Section 10.6.3 and Chapter 11 of the Retail Settlement Code directly to retailers and customers, if not delivered electronically through the Electronic Business Transaction (EBT) system, applied to the requesting party		
Up to twice a year	$	no charge
More than twice a year, per request (plus incremental delivery costs)	$	2.00

LOSS FACTORS

If the distributor is not capable of prorating changed loss factors jointly with distribution rates, the revised loss factors will be implemented upon the first subsequent billing for each billing cycle.

Total Loss Factor – Secondary Metered Customer < 5,000 kW	1.0460
Distribution Loss Factor - Primary Metered Customer < 5,000 kW	1.0356

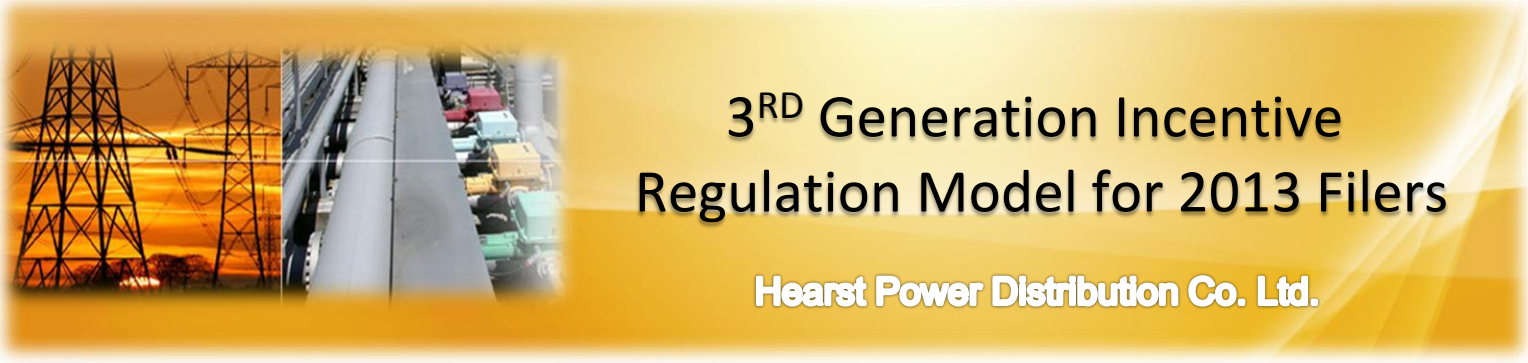

Below is a listing of the proposed Monthly Fixed Charges, proposed Distribution Volumetric Rates, proposed Deferral and Variance account Rate Riders and all unexpired volumetric rates that were entered on Sheet 4. In the green cells (column A) below, please enter any additional rates being proposed (eg: LRAM/SSM, Tax Adjustments, etc). Please ensure that the word "Rider" or "Adder" is included in the description (as applicable). Note: All rates with expired effective dates have been removed. As well, the Current RTSR-Network and RTSR-Connection rate descriptions entered on Sheet 4 can be found below. The associated rates have been removed from this sheet, giving the applicant the opportunity to enter updated rates (from Sheet 13 in the Board-Approved RTSR model into the cells in column I.

The following table provides applicants with a class to class comparison of current vs. proposed rates.

Current Rates

Rate Description	Unit	Amount
Residential		
Service Charge	$	9.15
Distribution Volumetric Rate	$/kWh	0.0159
Low Voltage Service Charge	$/kWh	0.0007
Rate Rider for Lost Revenue Adjustment Mechanism (LRAM) Recovery / Shared Savings Mechanism (SSM) Recovery (2012) - Effective until April 30, 2013	$/kWh	0.0006
Rate Rider for Tax Change – Effective until April 30, 2013	$/kWh	(0.0001)
Retail Transmission Rate - Network Service Rate	$/kWh	0.0055
Retail Transmission Rate - Line and Transformation Connection Service Rate	$/kWh	0.0045
Rate Rider for Global Adjustment Sub-Account Disposition (2012) – Effective until April 30, 2015 Applicable only for Non-RPP Customers	$/kWh	0.0007
Rate Rider for Deferral/Variance Account Disposition (2010) – Effective until April 30, 2013	$/kWh	(0.0043)
Rate Rider for Deferral/Variance Account Disposition (2012) – Effective until April 30, 2015	$/kWh	(0.0028)
Wholesale Market Service Rate	$/kWh	0.0052
Rural Rate Protection Charge - effective until April 30, 2012		
Rural Rate Protection Charge - effective on and after May 1, 2012	$/kWh	0.0011
Standard Supply Service - Administrative Charge (if applicable)	$	0.25
General Service Less Than 50 kW		
Service Charge	$	19.67
Distribution Volumetric Rate	$/kWh	0.0067
Low Voltage Service Charge	$/kWh	0.0006
Rate Rider for Tax Change – Effective until April 30, 2013	$/kWh	(0.0001)
Retail Transmission Rate - Network Service Rate	$/kWh	0.0050
Retail Transmission Rate - Line and Transformation Connection Service Rate	$/kWh	0.0040
Rate Rider for Global Adjustment Sub-Account Disposition (2012) – Effective until April 30, 2015 Applicable only for Non-RPP Customers	$/kWh	0.0007
Rate Rider for Deferral/Variance Account Disposition (2010) – Effective until April 30, 2013	$/kWh	(0.0040)
Rate Rider for Deferral/Variance Account Disposition (2012) – Effective until April 30, 2015	$/kWh	(0.0028)
Wholesale Market Service Rate	$/kWh	0.0052
Rural Rate Protection Charge - effective until April 30, 2012		
Rural Rate Protection Charge - effective on and after May 1, 2012	$/kWh	0.0011
Standard Supply Service - Administrative Charge (if applicable)	$	0.25
General Service 50 to 1,499 kW		
Service Charge	$	54.56
Distribution Volumetric Rate	$/kW	2.3102
Low Voltage Service Charge	$/kW	0.2270
Rate Rider for Lost Revenue Adjustment Mechanism (LRAM) Recovery / Shared Savings Mechanism (SSM) Recovery (2012) - Effective until April 30, 2013	$/kW	0.0283
Rate Rider for Tax Change – Effective until April 30, 2013	$/kW	(0.0150)

Proposed Rates

Rate Description	Unit	Amount
Residential		
Service Charge	$	9.23
Distribution Volumetric Rate	$/kWh	0.0160
Low Voltage Service Charge	$/kWh	0.0007
Rate Rider for Deferral/Variance Account Disposition (2012) – Effective until April 30, 2015	$/kWh	(0.0028)
Rate Rider for Deferral/Variance Account Disposition (2013) - effective until May 01, 2014	$/kWh	(0.0021)
Rate Rider for Global Adjustment Sub-Account Disposition (2013) - effective until May 01, 2014 Applicable only for Non-RPP Customers	$/kWh	0.0018
Retail Transmission Rate - Network Service Rate	$/kWh	0.0054
Retail Transmission Rate - Line and Transformation Connection Service Rate	$/kWh	0.0046
Rate Rider for Global Adjustment Sub-Account Disposition (2012) – Effective until April 30, 2015 Applicable only for Non-RPP Customers	$/kWh	0.0007
Wholesale Market Service Rate	$/kWh	0.0052
Rural Rate Protection Charge	$/kWh	0.0011
Standard Supply Service - Administrative Charge (if applicable)	$	0.25
General Service Less Than 50 kW		
Service Charge	$	19.84
Distribution Volumetric Rate	$/kWh	0.0068
Low Voltage Service Charge	$/kWh	0.0006
Rate Rider for Deferral/Variance Account Disposition (2012) – Effective until April 30, 2015	$/kWh	(0.0028)
Rate Rider for Deferral/Variance Account Disposition (2013) - effective until May 01, 2014	$/kWh	(0.0021)
Rate Rider for Global Adjustment Sub-Account Disposition (2013) - effective until May 01, 2014 Applicable only for Non-RPP Customers	$/kWh	0.0018
Retail Transmission Rate - Network Service Rate	$/kWh	0.0049
Retail Transmission Rate - Line and Transformation Connection Service Rate	$/kWh	0.0041
Rate Rider for Global Adjustment Sub-Account Disposition (2012) – Effective until April 30, 2015 Applicable only for Non-RPP Customers	$/kWh	0.0007
Wholesale Market Service Rate	$/kWh	0.0052
Rural Rate Protection Charge	$/kWh	0.0011
Standard Supply Service - Administrative Charge (if applicable)	$	0.25
General Service 50 to 1,499 kW		
Service Charge	$	55.04
Distribution Volumetric Rate	$/kW	2.3305
Low Voltage Service Charge	$/kW	0.2270
Rate Rider for Deferral/Variance Account Disposition (2012) – Effective until April 30, 2015	$/kW	(1.0232)
Rate Rider for Deferral/Variance Account Disposition (2013) - effective until May 01, 2014	$/kW	(0.7626)

Retail Transmission Rate - Network Service Rate	$/kW	2.0699	Rate Rider for Global Adjustment Sub-Account Disposition (2013) - effective until May 01, 2014 Applicable only for Non-RPP Customers	$/kW	0.6279
Retail Transmission Rate - Line and Transformation Connection Service Rate	$/kW	1.6047	Retail Transmission Rate - Network Service Rate	$/kW	2.0637
Rate Rider for Global Adjustment Sub-Account Disposition (2012) – Effective until April 30, 2015 Applicable only for Non-RPP Customers	$/kW	0.2351	Retail Transmission Rate - Line and Transformation Connection Service Rate	$/kW	1.6298
Rate Rider for Deferral/Variance Account Disposition (2010) – Effective until April 30, 2013	$/kW	(1.3889)	Rate Rider for Global Adjustment Sub-Account Disposition (2012) – Effective until April 30, 2015 Applicable only for Non-RPP Customers	$/kW	0.2351
Rate Rider for Deferral/Variance Account Disposition (2012) – Effective until April 30, 2015	$/kW	(1.0232)	Wholesale Market Service Rate	$/kWh	0.0052
Wholesale Market Service Rate	$/kWh	0.0052	Rural Rate Protection Charge	$/kWh	0.0011
Rural Rate Protection Charge - effective until April 30, 2012			Standard Supply Service - Administrative Charge (if applicable)	$	0.25
Rural Rate Protection Charge - effective on and after May 1, 2012	$/kWh	0.0011			
Standard Supply Service - Administrative Charge (if applicable)	$	0.25			
General Service 1,500 to 4,999 kW			**General Service 1,500 to 4,999 kW**		
Service Charge	$	221.94	Service Charge	$	223.89
Distribution Volumetric Rate	$/kW	1.0166	Distribution Volumetric Rate	$/kW	1.0255
Low Voltage Service Charge	$/kW	0.2677	Low Voltage Service Charge	$/kW	0.2677
Rate Rider for Tax Change – Effective until April 30, 2013	$/kW	(0.0051)	Rate Rider for Deferral/Variance Account Disposition (2012) – Effective until April 30, 2015	$/kW	(0.8739)
Retail Transmission Rate - Network Service Rate	$/kW	2.3151	Rate Rider for Deferral/Variance Account Disposition (2013) - effective until May 01, 2014	$/kW	(0.6605)
Retail Transmission Rate - Line and Transformation Connection Service Rate	$/kW	1.8928	Rate Rider for Global Adjustment Sub-Account Disposition (2013) - effective until May 01, 2014 Applicable only for Non-RPP Customers	$/kW	0.5438
Rate Rider for Global Adjustment Sub-Account Disposition (2012) – Effective until April 30, 2015 Applicable only for Non-RPP Customers	$/kW	0.2005	Retail Transmission Rate - Network Service Rate	$/kW	2.2779
Rate Rider for Deferral/Variance Account Disposition (2010) – Effective until April 30, 2013	$/kW	(1.2268)	Retail Transmission Rate - Line and Transformation Connection Service Rate	$/kW	1.9224
Rate Rider for Deferral/Variance Account Disposition (2012) – Effective until April 30, 2015	$/kW	(0.8739)	Rate Rider for Global Adjustment Sub-Account Disposition (2012) – Effective until April 30, 2015 Applicable only for Non-RPP Customers	$/kW	0.2005
Wholesale Market Service Rate	$/kWh	0.0052	Wholesale Market Service Rate	$/kWh	0.0052
Rural Rate Protection Charge - effective until April 30, 2012			Rural Rate Protection Charge	$/kWh	0.0011
Rural Rate Protection Charge - effective on and after May 1, 2012	$/kWh	0.0011	Standard Supply Service - Administrative Charge (if applicable)	$	0.25
Standard Supply Service - Administrative Charge (if applicable)	$	0.25			
Sentinel Lighting			**Sentinel Lighting**		
Service Charge (per connection)	$	7.06	Service Charge (per connection)	$	7.12
Distribution Volumetric Rate	$/kW	3.1049	Distribution Volumetric Rate	$/kW	3.1322
Low Voltage Service Charge	$/kW	0.1791	Low Voltage Service Charge	$/kW	0.1791
Rate Rider for Tax Change – Effective until April 30, 2013	$/kW	(0.0657)	Rate Rider for Deferral/Variance Account Disposition (2013) - effective until May 01, 2014	$/kW	(0.6971)
Retail Transmission Rate - Network Service Rate	$/kW	1.5690	Retail Transmission Rate - Network Service Rate	$/kW	1.5438
Retail Transmission Rate - Line and Transformation Connection Service Rate	$/kW	1.2550	Retail Transmission Rate - Line and Transformation Connection Service Rate	$/kW	1.2746
Rate Rider for Deferral/Variance Account Disposition (2010) – Effective until April 30, 2013	$/kW	(5.5214)	Rate Rider for Deferral/Variance Account Disposition (2012) – Effective until April 30, 2015	$/kW	(0.9880)
Rate Rider for Deferral/Variance Account Disposition (2012) – Effective until April 30, 2015	$/kW	(0.9880)	Wholesale Market Service Rate	$/kWh	0.0052
Wholesale Market Service Rate	$/kWh	0.0052	Rural Rate Protection Charge	$/kWh	0.0011
Rural Rate Protection Charge - effective until April 30, 2012			Standard Supply Service - Administrative Charge (if applicable)	$	0.25
Rural Rate Protection Charge - effective on and after May 1, 2012	$/kWh	0.0011			
Standard Supply Service - Administrative Charge (if applicable)	$	0.25			
Street Lighting			**Street Lighting**		
Service Charge (per connection)	$	7.84	Service Charge (per connection)	$	7.91
Distribution Volumetric Rate	$/kW	2.2827	Distribution Volumetric Rate	$/kW	2.3028
Low Voltage Service Charge	$/kW	0.1755	Low Voltage Service Charge	$/kW	0.1755
Rate Rider for Tax Change – Effective until April 30, 2013	$/kW	(0.0951)	Rate Rider for Deferral/Variance Account Disposition (2012) – Effective until April 30, 2015	$/kW	(0.9151)
Retail Transmission Rate - Network Service Rate	$/kW	1.5610	Rate Rider for Deferral/Variance Account Disposition (2013) - effective until May 01, 2014	$/kW	(0.6954)
Retail Transmission Rate - Line and Transformation Connection Service Rate	$/kW	1.2294	Rate Rider for Global Adjustment Sub-Account Disposition (2013) - effective until May 01, 2014 Applicable only for Non-RPP Customers	$/kW	0.5726
Rate Rider for Global Adjustment Sub-Account Disposition (2012) – Effective until April 30, 2015 Applicable only for Non-RPP Customers	$/kW	0.2127	Retail Transmission Rate - Network Service Rate	$/kW	1.5359
Rate Rider for Deferral/Variance Account Disposition (2010) – Effective until April 30, 2013	$/kW	(3.1322)	Retail Transmission Rate - Line and Transformation Connection Service Rate	$/kW	1.2486
Rate Rider for Deferral/Variance Account Disposition (2012) – Effective until April 30, 2015	$/kW	(0.9151)	Rate Rider for Global Adjustment Sub-Account Disposition (2012) – Effective until April 30, 2015 Applicable only for Non-RPP Customers	$/kW	0.2127
Wholesale Market Service Rate	$/kWh	0.0052	Wholesale Market Service Rate	$/kWh	0.0052
Rural Rate Protection Charge - effective until April 30, 2012			Rural Rate Protection Charge	$/kWh	0.0011
Rural Rate Protection Charge - effective on and after May 1, 2012	$/kWh	0.0011	Standard Supply Service - Administrative Charge (if applicable)	$	0.25

Standard Supply Service - Administrative Charge (if applicable)	$	0.25
MicroFit		
Service Charge	$	5.25

MicroFit		
Service Charge	$	5.25

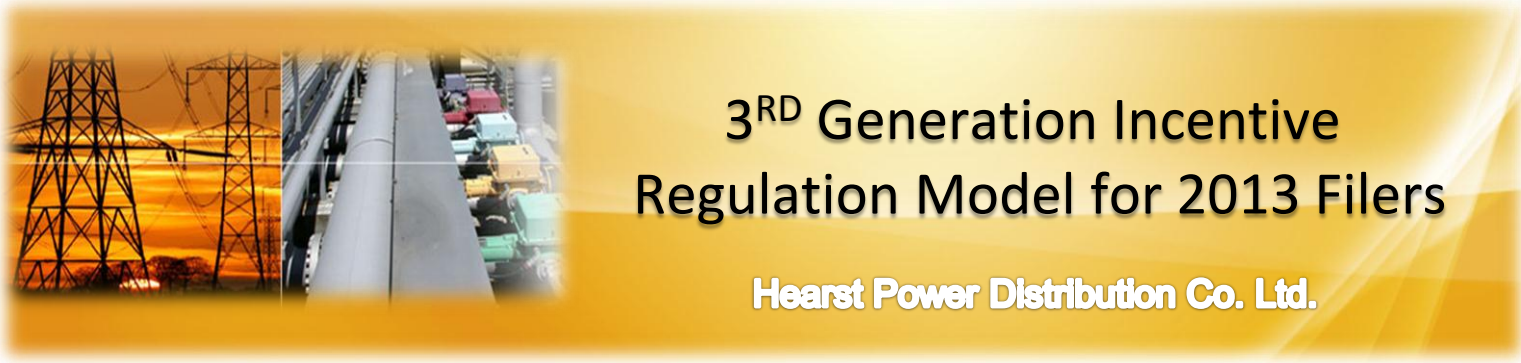

The following is a complete Tariff Schedule based on the information entered in this model. Please review.
Note: This worksheet is **unlocked** and the print margins, row heights, number formats, etc. can be adjusted.

Hearst Power Distribution Co. Ltd.

TARIFF OF RATES AND CHARGES

Effective and Implementation Date May 01, 2013

This schedule supersedes and replaces all previously approved schedules of Rates, Charges and Loss Factors

EB-2012-0131

RESIDENTIAL SERVICE CLASSIFICATION

This classification refers to accounts for customers residing in single dwelling units that consist of a detached house, semi detached, duplex, triplex or quadruplex house, or individually metered apartment building. Further servicing

APPLICATION

The application of these rates and charges shall be in accordance with the Licence of the Distributor and any Code or Order of the Board, and amendments thereto as approved by the Board, which may be applicable to the

No rates and charges for the distribution of electricity and charges to meet the costs of any work or service done or furnished for the purpose of the distribution of electricity shall be made except as permitted by this schedule, unless required by the Distributor's Licence or a Code or Order of the Board, and amendments thereto as approved by the

Unless specifically noted, this schedule does not contain any charges for the electricity commodity, be it under the

It should be noted that this schedule does not list any charges, assessments or credits that are required by law to be invoiced by a distributor and that are not subject to Board approval, such as the Debt Retirement Charge, the Global

MONTHLY RATES AND CHARGES - Delivery Component

Service Charge	$	9.23
Distribution Volumetric Rate	$/kWh	0.0160
Low Voltage Service Charge	$/kWh	0.0007
Rate Rider for Deferral/Variance Account Disposition (2012) – Effective until April 30, 2015	$/kWh	(0.0028)
Rate Rider for Deferral/Variance Account Disposition (2013) - effective until May 01, 2014	$/kWh	(0.0021)
Rate Rider for Global Adjustment Sub-Account Disposition (2013) - effective until May 01, 2014		
Applicable only for Non-RPP Customers	$/kWh	0.0018
Retail Transmission Rate - Network Service Rate	$/kWh	0.0054
Retail Transmission Rate - Line and Transformation Connection Service Rate	$/kWh	0.0046
Rate Rider for Global Adjustment Sub-Account Disposition (2012) – Effective until April 30, 2015		
Applicable only for Non-RPP Customers	$/kWh	0.0007

MONTHLY RATES AND CHARGES - Regulatory Component

Wholesale Market Service Rate	$/kWh	0.0052
Rural Rate Protection Charge	$/kWh	0.0011
Standard Supply Service - Administrative Charge (if applicable)	$	0.25

GENERAL SERVICE LESS THAN 50 KW SERVICE CLASSIFICATION

This classification refers to a non-residential account taking electricity at 750 volts or less whose monthly peak demand is less than or expected to be less than 50 kW. Further servicing details are available in the utility's

APPLICATION

The application of these rates and charges shall be in accordance with the Licence of the Distributor and any Code or Order of the Board, and amendments thereto as approved by the Board, which may be applicable to the

No rates and charges for the distribution of electricity and charges to meet the costs of any work or service done or furnished for the purpose of the distribution of electricity shall be made except as permitted by this schedule, unless required by the Distributor's Licence or a Code or Order of the Board, and amendments thereto as approved by the

Unless specifically noted, this schedule does not contain any charges for the electricity commodity, be it under the

It should be noted that this schedule does not list any charges, assessments or credits that are required by law to be invoiced by a distributor and that are not subject to Board approval, such as the Debt Retirement Charge, the Global

MONTHLY RATES AND CHARGES - Delivery Component

Service Charge	$	19.84
Distribution Volumetric Rate	$/kWh	0.0068
Low Voltage Service Charge	$/kWh	0.0006
Rate Rider for Deferral/Variance Account Disposition (2012) – Effective until April 30, 2015	$/kWh	(0.0028)
Rate Rider for Deferral/Variance Account Disposition (2013) - effective until May 01, 2014	$/kWh	(0.0021)
Rate Rider for Global Adjustment Sub-Account Disposition (2013) - effective until May 01, 2014		
Applicable only for Non-RPP Customers	$/kWh	0.0018
Retail Transmission Rate - Network Service Rate	$/kWh	0.0049
Retail Transmission Rate - Line and Transformation Connection Service Rate	$/kWh	0.0041
Rate Rider for Global Adjustment Sub-Account Disposition (2012) – Effective until April 30, 2015		
Applicable only for Non-RPP Customers	$/kWh	0.0007

MONTHLY RATES AND CHARGES - Regulatory Component

Wholesale Market Service Rate	$/kWh	0.0052
Rural Rate Protection Charge	$/kWh	0.0011
Standard Supply Service - Administrative Charge (if applicable)	$	0.25

GENERAL SERVICE 50 TO 1,499 KW SERVICE CLASSIFICATION

This classification refers to a non residential account whose monthly average peak is equal to or greater than, or is forecast to be equal to or greater than, 50 kW but less than 1,500 kW. Further servicing details are available in the

APPLICATION

The application of these rates and charges shall be in accordance with the Licence of the Distributor and any Code or Order of the Board, and amendments thereto as approved by the Board, which may be applicable to the

No rates and charges for the distribution of electricity and charges to meet the costs of any work or service done or furnished for the purpose of the distribution of electricity shall be made except as permitted by this schedule, unless required by the Distributor's Licence or a Code or Order of the Board, and amendments thereto as approved by the

Unless specifically noted, this schedule does not contain any charges for the electricity commodity, be it under the

It should be noted that this schedule does not list any charges, assessments or credits that are required by law to be invoiced by a distributor and that are not subject to Board approval, such as the Debt Retirement Charge, the Global

MONTHLY RATES AND CHARGES - Delivery Component

Service Charge	$	55.04
Distribution Volumetric Rate	$/kW	2.3305
Low Voltage Service Charge	$/kW	0.2270
Rate Rider for Deferral/Variance Account Disposition (2012) – Effective until April 30, 2015	$/kW	(1.0232)
Rate Rider for Deferral/Variance Account Disposition (2013) - effective until May 01, 2014	$/kW	(0.7626)
Rate Rider for Global Adjustment Sub-Account Disposition (2013) - effective until May 01, 2014		

Applicable only for Non-RPP Customers	$/kW	0.6279
Retail Transmission Rate - Network Service Rate	$/kW	2.0637
Retail Transmission Rate - Line and Transformation Connection Service Rate	$/kW	1.6298
Rate Rider for Global Adjustment Sub-Account Disposition (2012) – Effective until April 30, 2015		
Applicable only for Non-RPP Customers	$/kW	0.2351

MONTHLY RATES AND CHARGES - Regulatory Component

Wholesale Market Service Rate	$/kWh	0.0052
Rural Rate Protection Charge	$/kWh	0.0011
Standard Supply Service - Administrative Charge (if applicable)	$	0.25

GENERAL SERVICE 1,500 TO 4,999 KW SERVICE CLASSIFICATION

This classification refers to a non residential account whose monthly average peak is equal to or greater than, or is forecast to be equal to or greater than, 1,500 kW but less than 5,000 kW. Further servicing details are available in

APPLICATION

The application of these rates and charges shall be in accordance with the Licence of the Distributor and any Code or Order of the Board, and amendments thereto as approved by the Board, which may be applicable to the

No rates and charges for the distribution of electricity and charges to meet the costs of any work or service done or furnished for the purpose of the distribution of electricity shall be made except as permitted by this schedule, unless required by the Distributor's Licence or a Code or Order of the Board, and amendments thereto as approved by the

Unless specifically noted, this schedule does not contain any charges for the electricity commodity, be it under the

It should be noted that this schedule does not list any charges, assessments or credits that are required by law to be invoiced by a distributor and that are not subject to Board approval, such as the Debt Retirement Charge, the Global

MONTHLY RATES AND CHARGES - Delivery Component

Service Charge	$	223.89
Distribution Volumetric Rate	$/kW	1.0255
Low Voltage Service Charge	$/kW	0.2677
Rate Rider for Deferral/Variance Account Disposition (2012) – Effective until April 30, 2015	$/kW	(0.8739)
Rate Rider for Deferral/Variance Account Disposition (2013) - effective until May 01, 2014	$/kW	(0.6605)
Rate Rider for Global Adjustment Sub-Account Disposition (2013) - effective until May 01, 2014		
Applicable only for Non-RPP Customers	$/kW	0.5438
Retail Transmission Rate - Network Service Rate	$/kW	2.2779
Retail Transmission Rate - Line and Transformation Connection Service Rate	$/kW	1.9224
Rate Rider for Global Adjustment Sub-Account Disposition (2012) – Effective until April 30, 2015		
Applicable only for Non-RPP Customers	$/kW	0.2005

MONTHLY RATES AND CHARGES - Regulatory Component

Wholesale Market Service Rate	$/kWh	0.0052
Rural Rate Protection Charge	$/kWh	0.0011
Standard Supply Service - Administrative Charge (if applicable)	$	0.25

SENTINEL LIGHTING SERVICE CLASSIFICATION

This classification is a sub-category of the street lighting load. These customers are billed on a fixed load based on

APPLICATION

The application of these rates and charges shall be in accordance with the Licence of the Distributor and any Code or Order of the Board, and amendments thereto as approved by the Board, which may be applicable to the

No rates and charges for the distribution of electricity and charges to meet the costs of any work or service done or furnished for the purpose of the distribution of electricity shall be made except as permitted by this schedule, unless required by the Distributor's Licence or a Code or Order of the Board, and amendments thereto as approved by the

Unless specifically noted, this schedule does not contain any charges for the electricity commodity, be it under the

It should be noted that this schedule does not list any charges, assessments or credits that are required by law to be invoiced by a distributor and that are not subject to Board approval, such as the Debt Retirement Charge, the Global

MONTHLY RATES AND CHARGES - Delivery Component

Service Charge (per connection)	$	7.12
Distribution Volumetric Rate	$/kW	3.1322
Low Voltage Service Charge	$/kW	0.1791
Rate Rider for Deferral/Variance Account Disposition (2013) - effective until May 01, 2014	$/kW	(0.6971)
Retail Transmission Rate - Network Service Rate	$/kW	1.5438
Retail Transmission Rate - Line and Transformation Connection Service Rate	$/kW	1.2746
Rate Rider for Deferral/Variance Account Disposition (2012) – Effective until April 30, 2015	$/kW	(0.9880)

MONTHLY RATES AND CHARGES - Regulatory Component

Wholesale Market Service Rate	$/kWh	0.0052
Rural Rate Protection Charge	$/kWh	0.0011
Standard Supply Service - Administrative Charge (if applicable)	$	0.25

STREET LIGHTING SERVICE CLASSIFICATION

This classification refers to roadway lighting within the town, and private roadway lighting operation, controlled by photo cells. The consumption for these customers is based on the calculated connected load times the required lighting times established in the approved OEB street lighting load shape template. Further servicing details are

APPLICATION

The application of these rates and charges shall be in accordance with the Licence of the Distributor and any Code or Order of the Board, and amendments thereto as approved by the Board, which may be applicable to the

No rates and charges for the distribution of electricity and charges to meet the costs of any work or service done or furnished for the purpose of the distribution of electricity shall be made except as permitted by this schedule, unless required by the Distributor's Licence or a Code or Order of the Board, and amendments thereto as approved by the

Unless specifically noted, this schedule does not contain any charges for the electricity commodity, be it under the

It should be noted that this schedule does not list any charges, assessments or credits that are required by law to be invoiced by a distributor and that are not subject to Board approval, such as the Debt Retirement Charge, the Global

MONTHLY RATES AND CHARGES - Delivery Component

Service Charge (per connection)	$	7.91
Distribution Volumetric Rate	$/kW	2.3028
Low Voltage Service Charge	$/kW	0.1755
Rate Rider for Deferral/Variance Account Disposition (2012) – Effective until April 30, 2015	$/kW	(0.9151)
Rate Rider for Deferral/Variance Account Disposition (2013) - effective until May 01, 2014	$/kW	(0.6954)
Rate Rider for Global Adjustment Sub-Account Disposition (2013) - effective until May 01, 2014		
Applicable only for Non-RPP Customers	$/kW	0.5726
Retail Transmission Rate - Network Service Rate	$/kW	1.5359
Retail Transmission Rate - Line and Transformation Connection Service Rate	$/kW	1.2486
Rate Rider for Global Adjustment Sub-Account Disposition (2012) – Effective until April 30, 2015		
Applicable only for Non-RPP Customers	$/kW	0.2127

MONTHLY RATES AND CHARGES - Regulatory Component

Wholesale Market Service Rate	$/kWh	0.0052
Rural Rate Protection Charge	$/kWh	0.0011
Standard Supply Service - Administrative Charge (if applicable)	$	0.25

MICROFIT SERVICE CLASSIFICATION

This classification applies to an electricity generation facility contracted under the Ontario Power Authority's microFIT program and connected to the distributor's distribution system. Further servicing details are available in the utility's

APPLICATION

The application of these rates and charges shall be in accordance with the Licence of the Distributor and any Code or Order of the Board, and amendments thereto as approved by the Board, which may be applicable to the

No rates and charges for the distribution of electricity and charges to meet the costs of any work or service done or furnished for the purpose of the distribution of electricity shall be made except as permitted by this schedule, unless required by the Distributor's Licence or a Code or Order of the Board, and amendments thereto as approved by the

Unless specifically noted, this schedule does not contain any charges for the electricity commodity, be it under the

It should be noted that this schedule does not list any charges, assessments or credits that are required by law to be invoiced by a distributor and that are not subject to Board approval, such as the Debt Retirement Charge, the Global

MONTHLY RATES AND CHARGES - Delivery Component

Service Charge	$	5.25

ALLOWANCES

Transformer Allowance for Ownership - per kW of billing demand/month	$/kW	(0.45)
Primary Metering Allowance for transformer losses – applied to measured demand and energy	%	(1.00)

SPECIFIC SERVICE CHARGES

APPLICATION

The application of these rates and charges shall be in accordance with the Licence of the Distributor and any Code or Order of the Board, and amendments thereto as approved by the Board, which may be applicable to the administration of this schedule

No charges to meet the costs of any work or service done or furnished for the purpose of the distribution of electricity shall be made except as permitted by this schedule, unless required by the Distributor's Licence or a Code or Order of the Board, and amendments thereto as approved by the Board, or as specified herein.

It should be noted that this schedule does not list any charges, assessments, or credits that are required by law to be invoiced by a distributor and that are not subject to Board approval, such as the Debt Retirement Charge, charges for the Ministry of Energy Conservation and Renewable Energy Program, the Global Adjustment, the Ontario Clean Energy Benefit and the HST.

Customer Administration

Arrears certificate	$	15.00
Easement Letter	$	15.00
Credit Reference/credit check (plus credit agency costs)	$	15.00
Returned cheque charge (plus bank charges)	$	15.00
Account set up charge/change of occupancy charge (plus credit agency costs if applicable)	$	30.00
Meter dispute charge plus Measurement Canada fees (if meter found correct)	$	30.00
Special meter reads	$	30.00

Non-Payment of Account

Late Payment – per month	%	1.50
Late Payment – per annum	%	19.56
Collection of account charge – no disconnection	$	30.00
Disconnect/Reconnect at meter – during regular hours	$	40.00
Disconnect/Reconnect at pole – during regular hours	$	time and materials
Install/Remove load control device – during regular hours	$	40.00

Temporary Service – Install & remove – overhead – no transformer	$	time and materials
Temporary Service Install & Remove – Underground – No Transformer	$	time and materials
Specific Charge for Access to the Power Poles - $/pole/year	$	22.35

RETAIL SERVICE CHARGES (if applicable)

The application of these rates and charges shall be in accordance with the Licence of the Distributor and any Code or Order of the Board, and amendments thereto as approved by the Board, which may be applicable to the administration of this schedule.

No rates and charges for the distribution of electricity and charges to meet the costs of any work or service done or furnished for the purpose of the distribution of electricity shall be made except as permitted by this schedule, unless required by the Distributor's Licence or a Code or Order of the Board, and amendments thereto as approved by the Board, or as specified herein.

Unless specifically noted, this schedule does not contain any charges for the electricity commodity, be it under the Regulated Price Plan, a contract with a retailer or the wholesale market price, as applicable

It should be noted that this schedule does not list any charges, assessments, or credits that are required by law to be invoiced by a distributor and that are not subject to Board approval, such as the Debt Retirement Charge, charges for the Ministry of Energy Conservation and Renewable Energy Program, the Global Adjustment, the Ontario Clean Energy Benefit and the HST.

Retail Service Charges refer to services provided by a distributor to retailers or customers related to the supply of competitive electricity

One-time charge, per retailer, to establish the service agreement between the distributor and the retailer	$	100.00
Monthly Fixed Charge, per retailer	$	20.00
Monthly Variable Charge, per customer, per retailer	$/cust.	0.50
Distributor-consolidated billing charge, per customer, per retailer	$/cust.	0.30
Retailer-consolidated billing credit, per customer, per retailer	$/cust.	(0.30)
Service Transaction Requests (STR)		
Request fee, per request, applied to the requesting party	$	0.25
Processing fee, per request, applied to the requesting party	$	0.50
Request for customer information as outlined in Section 10.6.3 and Chapter 11 of the Retail Settlement Code directly to retailers and customers, if not delivered electronically through the Electronic Business Transaction (EBT) system, applied to the requesting party		
Up to twice a year	$	no charge
More than twice a year, per request (plus incremental delivery costs)	$	2.00

LOSS FACTORS

If the distributor is not capable of prorating changed loss factors jointly with distribution rates, the revised loss factors will be implemented upon the first subsequent billing for each billing cycle.

Total Loss Factor – Secondary Metered Customer < 5,000 kW	1.0460
Distribution Loss Factor - Primary Metered Customer < 5,000 kW	1.0356

3RD Generation Incentive Regulation Model for 2013 Filers

Hearst Power Distribution Co. Ltd.

Choose a Rate Class from the drop-down menu below and click UPDATE.

For Street Lighting and USL classes, please ensure that the number of customers is manually entered into cells B30 and B31.

Click the UPDATE button to refresh the sheet.

Residential

Consumption	800	**kWh**
RPP Tier One	600	**kWh**
Load Factor		
Loss Factor	1.0460	

	CURRENT ESTIMATED BILL			PROPOSED ESTIMATED BILL						
	Volume	Current Rate ($)	Current Charge ($)	Volume	Proposed Rate ($)	Proposed Charge ($)	Change ($)	Change (%)	% of Total RPP Bill	% of Total TOU Bill
Energy First Tier (kWh)	600.00	0.0750	45.00	600.00	0.0750	45.00	0.00	0.00%	42.55%	
Energy Second Tier (kWh)	236.80	0.0880	20.84	236.80	0.0880	20.84	0.00	0.00%	19.70%	
TOU - Off Peak	535.55	0.0650	34.81	535.55	0.0650	34.81	0.00	0.00%		32.40%
TOU - Mid Peak	150.62	0.1000	15.06	150.62	0.1000	15.06	0.00	0.00%		14.02%
TOU - On Peak	150.62	0.1170	17.62	150.62	0.1170	17.62	0.00	0.00%		16.40%
Service Charge	1	9.15	9.15	1	9.23	9.23	0.08	0.87%	8.73%	8.59%
Service Charge Rate Rider(s)	1	0.00	0.00	1	0.00	0.00	0.00	0.00%	0.00%	0.00%
Distribution Volumetric Rate	800	0.0159	12.72	800	0.0160	12.80	0.08	0.63%	12.10%	11.91%
Low Voltage Volumetric Rate	800	0.0007	0.56	800	0.0007	0.56	0.00	0.00%	0.53%	0.52%
Distribution Volumetric Rate Rider(s)	800	(0.0066)	(5.28)	800	(0.0049)	(3.92)	1.36	(25.76)%	-3.71%	-3.65%
Total: Distribution			**17.15**			**18.67**	**1.52**	**8.86%**	**17.65%**	**17.37%**