




Incentive Regulation Model for 2015 Filers

Version 1.1

Utility Name	Essex Powerlines Corporation
Service Territory	Amherstburg, LaSalle, Leamington, Tecumseh
Assigned EB Number	EB-2014-0072
Name of Contact and Title	Richard Dimmel, VP Regulatory Affairs
Phone Number	519-737-9811 ext 214
Email Address	rdimmel@essexpowerlines.ca
We are applying for rates effective	May-01-15
Rate-Setting Method	Price Cap IR
Please indicate in which Rate Year the Group 1 accounts were last cleared¹	2014
Please indicate the last Cost of Service Re-Basing Year	2010

Notes

-  Pale green cells represent input cells.
-  Pale blue cells represent drop-down lists. The applicant should select the appropriate item from the drop-down list.
-  White cells contain fixed values, automatically generated values or formulae.

Note:

1. Rate year of application

This Workbook Model is protected by copyright and is being made available to you solely for the purpose of filing your IRM application. You may use and copy this model for that purpose, and provide a copy of this model to any person that is advising or assisting you in that regard. Except as indicated above, any copying, reproduction, publication, sale, adaptation, translation, modification, reverse engineering or other use or dissemination of this model without the express written consent of the Ontario Energy Board is prohibited. If you provide a copy of this model to a person that is advising or assisting you in preparing the application or reviewing your draft rate order, you must ensure that the person understands and agrees to the restrictions noted above.



Ontario Energy Board

Incentive Regulation Model for 2015 Filers

Essex Powerlines Corporation - Amherstburg, LaSalle, Leamington, Tecumseh

- [Ontario Energy Board's 2015 Electricity Distribution Rates Webpage](#)
- [An updated version of Chapter 3 of the Filing Requirements for Electricity Distribution Rate Applications for 2015 rates.](#)



Ontario Energy Board

Incentive Regulation Model for 2015 Filers

Essex Powerlines Corporation - Amherstburg, LaSalle, Leamington, Tecumseh

Select the appropriate rate classes as they appear on your most recent Board-Approved Tariff of Rates and Charges, including the MicroFit Class.

How many classes are on your most recent Board-Approved Tariff of Rates and Charges?

8

Select Your Rate Classes from the **Blue Cells** below. Please ensure that a rate class is assigned to each shaded cell.

Rate Class Classification

1	RESIDENTIAL
2	GENERAL SERVICE LESS THAN 50 KW
3	GENERAL SERVICE 50 TO 2,999 KW
4	GENERAL SERVICE 3,000 TO 4,999 KW
5	UNMETERED SCATTERED LOAD
6	SENTINEL LIGHTING
7	STREET LIGHTING
8	microFIT

For each class, Applicants are required to copy and paste the class descriptions (located directly under the class name) and the description of the applicability of those rates (description is found under the class name and directly under the word "APPLICATION"). By using the drop-down lists located under the column labeled "Rate Description", please select the descriptions of the rates and charges that **BEST MATCHES** the descriptions on your most recent Board-Approved Tariff of Rates and Charges. If the description is not found in the drop-down list, please enter the description in the green cells under the correct class exactly as it appears on the tariff. Please do not enter more than one "Service Charge" for each class for which a base monthly fixed charge applies.

RESIDENTIAL Service Classification

APPLICATION

No rates and charges for the distribution of electricity and charges to meet the costs of any work or service done or furnished for the purpose of the distribution of electricity shall be made except as permitted by this schedule, unless required by the Distributor's License or a Code or Order of the Board, and amendments thereto as approved by the board, or as specified herein.

Unless specifically noted, this schedule does not contain any charges for electricity commodity, be it under the Regulated Price Plan, a contract with a retailer or the wholesale market price, as applicable. In addition, the charges in the MONTHLY RATES AND CHARGES - Regulatory Component of this schedule do not apply to a customer that is embedded wholesale market participant.

It should be noted that this schedule does not list any charges, assessments or credits that are required by law to be invoiced by a distributor and that are not subject to Board approval, such as the Debt Retirement Charge, the Global Adjustment, the Ontario Clean Energy Benefit and the HST.

[illegible]

Wholesale Market Service Rate	\$/kWh	0.0044
Rural or Remote Electricity Rate Protection Charge (RRRP)	\$/kWh	0.0013
Standard Supply Service - Administrative Charge (if applicable)	\$	0.2500

APPLICATION

It should be noted that this schedule does not list any charges, assessments or credits that are required by law to be invoiced by a distributor and that are not subject to Board approval, such as the Debt Retirement Charge, the Global Adjustment, the Ontario Clean Energy Benefit and the HST.

MONTHLY RATES AND CHARGES - Delivery Component (If applicable, Effective Date MUST be included in rate description)

[illegible]

MONTHLY RATES AND CHARGES - Regulatory Component

Wholesale Market Service Rate	\$/kWh	0.0044
Rural or Remote Electricity Rate Protection Charge (RRRP)	\$/kWh	0.0013
Standard Supply Service - Administrative Charge (if applicable)	\$	0.25

This classification refers to a non residential account whose monthly average peak demand is equal to or greater than, or is forecast to be equal to or greater than, 50 kW but less than 3,000 kW. Further servicing details are available in the distributor's Conditions of Service.

APPLICATION

The application of these rates and charges shall be in accordance with the Licence of the Distributor and any Code or Order of the Board, and amendments thereto as approved by the Board, which may be applicable to the administration of this schedule.

No rates and charges for the distribution of electricity and charges to meet the costs of any work or service done or furnished for the purpose of the distribution of electricity shall be made except as permitted by this schedule, unless required by the Distributor's Licence or a Code of Order of the Board, and amendments thereto as approved by the Board, or as specified herein.

Unless specifically noted, this schedule does not contain any charges for the electricity commodity, be it under the Regulated Price Plan, a contract with a retailer or the wholesale market price, as applicable. In addition, the charges in the MONTHLY RATES AND CHARGES - Regulatory Components of this schedule do not apply to a customer that is an embedded wholesale market participant.

It should be noted that this schedule does not list any charges, assessments or credits that are required by law to be invoiced by a distributor and that are not subject to Board approval, such as the Debt Retirement Charge, the Global Adjustment, the Ontario Clean Energy Benefit and the HST.

MONTHLY RATES AND CHARGES - Delivery Component (If applicable, Effective Date MUST be included in rate description)

[illegible]

MONTHLY RATES AND CHARGES - Regulatory Component

Wholesale Market Service Rate	\$/kWh	0.0044
Rural or Remote Electricity Rate Protection Charge (RRRP)	\$/kWh	0.0013
Standard Supply Service - Administrative Charge (if applicable)	\$	0.2500

APPLICATION

It should be noted that this schedule does not list any charges, assessments or credits that are required by law to be invoiced by a distributor and that are not subject to Board approval, such as the Debt Retirement Charge, the Global Adjustment, the Ontario Clean Energy Benefit and the HST.

MONTHLY RATES AND CHARGES - Delivery Component (If applicable, Effective Date MUST be included in rate description)

MONTHLY RATES AND CHARGES - Regulatory Component

Wholesale Market Service Rate	\$/kWh	0.0044
Rural or Remote Electricity Rate Protection Charge (RRRP)	\$/kWh	0.0013
Standard Supply Service - Administrative Charge (if applicable)	\$	0.2500

APPLICATION

It should be noted that this schedule does not list any charges, assessments or credits that are required by law to be invoiced by a distributor and that are not subject to Board approval, such as the Debt Retirement Charge, the Global Adjustment, the Ontario Clean Energy Benefit and the HST.

MONTHLY RATES AND CHARGES - Delivery Component (If applicable, Effective Date MUST be included in rate description)

[illegible]

MONTHLY RATES AND CHARGES - Regulatory Component

Wholesale Market Service Rate	\$/kWh	0.0044
Rural or Remote Electricity Rate Protection Charge (RRRP)	\$/kWh	0.0013
Standard Supply Service - Administrative Charge (if applicable)	\$	0.2500

This classification refers to accounts that are an unmetered lighting load supplied to a sentinel light. Further servicing details are available in the distributor's Conditions of Service.

APPLICATION

The application of these rates and charges shall be in accordance with the Licence of the Distributor and any Code or Order of the Board, and amendments thereto as approved by Board, which may be applicable to the administration of this schedule.

No rates and charges for the distribution of electricity and charges to meet the costs of any work or service done or furnished for the purpose of the distribution of electricity shall be made except as permitted by this schedule, unless required by the Distributor's Licence or a Code or Order of the Board, and amendments thereto as approved by the Board, or as specified herein.

Unless specifically noted, this schedule does not contain any charges for the electricity commodity, be it under the Regulated Price Plan, a contract with a retailer or the wholesale market price, as applicable. In addition, the charges in the MONTHLY RATES AND CHARGES - Regulatory Components of this schedule do not apply to a customer that is an embedded wholesale market participant.

It should be noted that this schedule does not list any charges, assessments or credits that are required by law to be invoiced by a distributor and that are not subject to Board approval, such as the Debt Retirement Charge, the Global Adjustment, the Ontario Clean Energy Benefit and the HST.

MONTHLY RATES AND CHARGES - Delivery Component (If applicable, Effective Date MUST be included in rate description)

[illegible]

MONTHLY RATES AND CHARGES - Regulatory Component

Wholesale Market Service Rate	\$/kWh	0.0044
Rural or Remote Electricity Rate Protection Charge (RRRP)	\$/kWh	0.0013
Standard Supply Service - Administrative Charge (if applicable)	\$	0.25

APPLICATION

It should be noted that his schedule does not list any charges, assessments or credits that are required by law to be invoiced by a distributor and that are not subject to Board approval, such as the Debt Retirement Charge, the Global Adjustment, the Ontario Clean Energy Benefit and the HST.

MONTHLY RATES AND CHARGES - Delivery Component (If applicable, Effective Date **MUST** be included in rate description)

[illegible]

MONTHLY RATES AND CHARGES - Regulatory Component

Wholesale Market Service Rate	\$/kWh	0.0044
Rural or Remote Electricity Rate Protection Charge (RRRP)	\$/kWh	0.0013
Standard Supply Service - Administrative Charge (if applicable)	\$	0.2500

This classification applies to an electricity generation facility contracted under the Ontario Power Authority's microFIT program and connected to the distributor's distribution system. Further servicing details are available in the distributor's Condition of Service.

APPLICATION

The application of these rates and charges shall be in accordance with the Licence of the Distributor and any Code or Order of the Board, and amendments thereto as approved by the Board, which may be applicable to the administration of this schedule.

No rates and charges for the distribution of electricity and charges to meet the costs of any work or service done or furnished for the purpose of the distribution of electricity shall be made except as permitted by this schedule, unless required by the Distributor's Licence or a Code or Order of the Board, and amendments thereto as approved by the Board, or as specified herein.

Unless specifically noted, this schedule does not contain any charges for the electricity commodity, be it under the Regulated Price Plan, a contract with a retailer or the wholesale market price, as applicable.

It should be noted that this schedule does not list any charges, assessments or credits that are required by law to be invoiced by a distributor and that are not subject to Board approval, such as the Debt Retirement Charge, the Global Adjustment, the Ontario Clean Energy Benefit and HST.

MONTHLY RATES AND CHARGES - Delivery Component (If applicable, Effective Date MUST be included in rate description)

Incentive Regulation Model for 2015 Filers

Essex Powerlines Corporation - Amherstburg, LaSalle, Leamington, Tecumseh

Please complete the following continuity schedule for the following Deferral / Variance Accounts. Enter information into green cells only.

If you have received approval to dispose of balances from prior years, the starting point for entries in the 2015 DVA schedule below will be the balance sheet date as per your G/L for which you received approval. For example, if in the 2014 EDR process (CoS or IRM) you received approval for the December 31, 2012 balances, the starting point for your entries below should be the 2011 year. This will allow for the correct starting point for the 2012 opening balance columns for both principal and interest.

Please refer to the footnotes for further instructions.

		2010									
Account Descriptions	Account Number	Opening Principal Amounts as of Jan-1-10	Transactions Debit / (Credit) during 2010 excluding interest and adjustments ²	Board-Approved Disposition during 2010	Adjustments during 2010 - other ¹	Closing Principal Balance as of Dec-31-10	Opening Interest Amounts as of Jan-1-10	Interest Jan-1 to Dec-31-10	Board-Approved Disposition during 2010	Adjustments during 2010 - other ²	Closing Interest Amounts as of Dec-31-10
Group 1 Accounts											
LV Variance Account	1550	30,672	(50,625)			(19,953)	6,492	(6,832)			(340)
Smart Metering Entity Charge Variance	1551										
RSVA - Wholesale Market Service Charge	1580	(3,021,634)	2,074,480			(947,154)	(290,801)	261,910			(28,891)
RSVA - Retail Transmission Network Charge	1584	(298,125)	1,461,084			1,162,959	(116,254)	119,163			2,909
RSVA - Retail Transmission Connection Charge	1586	(774,334)	447,412			(326,922)	(49,435)	49,133			(302)
RSVA - Power (excluding Global Adjustment)	1588	4,993,034	(3,317,090)			1,675,944	535,654	(539,032)			(3,378)
RSVA - Global Adjustment	1589	(2,792,293)	(455,763)			(3,248,056)	0	468			468
Recovery of Regulatory Asset Balances	1590	(618,195)	(1,239,159)			(1,857,354)	282,276	(12,206)			270,070
Disposition and Recovery/Refund of Regulatory Balances (2008) ⁴	1595					0					0
Disposition and Recovery/Refund of Regulatory Balances (2009) ⁴	1595					0					0
Disposition and Recovery/Refund of Regulatory Balances (2010) ⁴	1595					0					0
Disposition and Recovery/Refund of Regulatory Balances (2011) ⁴	1595					0					0
Disposition and Recovery/Refund of Regulatory Balances (2012) ⁴	1595					0					0
RSVA - Global Adjustment	1589	(2,792,293)	(455,763)	0	0	(3,248,056)	0	468	0	0	468
Total Group 1 Balance excluding Account 1589 - Global Adjustment		311,418	(623,898)	0	0	(312,480)	367,932	(127,864)	0	0	240,068
Total Group 1 Balance		(2,480,875)	(1,079,661)	0	0	(3,560,536)	367,932	(127,396)	0	0	240,536
LRAM Variance Account	1568					0					0
Total including Account 1568		(2,480,875)	(1,079,661)	0	0	(3,560,536)	367,932	(127,396)	0	0	240,536

Incentive Regulation Model for 2011

Essex Powerlines Corporation - Amherstburg, LaSalle, Leaming

Please complete the following continuity schedule for the following Deferral / Variance Accounts. Enter information into green cells only.

If you have received approval to dispose of balances from prior years, the starting point for entries in the 2015 DVA schedule below will be the balance sheet date as per your G/L for which you received approval. For example, if in the 2014 EDR process (GoS or IRM) you received approval for the December 31, 2012 balances, the starting point for your entries below should be the 2011 year. This will allow for the correct starting point for the 2012 opening balance columns for both principal and interest.

Please refer to the footnotes for further instructions.

Account Descriptions		Account Number	2011									
			Opening Principal Amounts as of Jan-1-11	Transactions Debit / (Credit) during 2011 excluding interest and adjustments ²	Board-Approved Disposition during 2011	Adjustments during 2011 - other ¹	Closing Principal Balance as of Dec-31-11	Opening Interest Amounts as of Jan-1-11	Interest Jan-1 to Dec-31-11	Board-Approved Disposition during 2011	Adjustments during 2011 - other ²	Closing Interest Amounts as of Dec-31-11
Group 1 Accounts												
LV Variance Account	1550	(19,953)	355,109			335,156	(340)	320			(20)	
Smart Metering Entity Charge Variance	1551											
RSVA - Wholesale Market Service Charge	1580	(947,154)	(1,042,317)			(1,989,471)	(28,891)	(14,343)			(43,234)	
RSVA - Retail Transmission Network Charge	1584	1,162,959	(167,078)			995,881	2,909	12,936			15,845	
RSVA - Retail Transmission Connection Charge	1586	(326,922)	(555,670)			(882,592)	(302)	(5,490)			(5,792)	
RSVA - Power (excluding Global Adjustment)	1588	1,675,944	3,070,788			4,746,732	(3,378)	(65,083)			(68,461)	
RSVA - Global Adjustment	1589	(3,248,056)	(2,047,537)			(5,295,593)	468	39,173			39,641	
Recovery of Regulatory Asset Balances	1590	(1,857,354)	172,665			(1,684,689)	270,070	(12,897)			257,173	
Disposition and Recovery/Refund of Regulatory Balances (2008) ⁴	1595	0				0	0				0	
Disposition and Recovery/Refund of Regulatory Balances (2009) ⁴	1595	0				0	0				0	
Disposition and Recovery/Refund of Regulatory Balances (2010) ⁴	1595	0	161,075			161,075	0				0	
Disposition and Recovery/Refund of Regulatory Balances (2011) ⁴	1595	0				0	0				0	
Disposition and Recovery/Refund of Regulatory Balances (2012) ⁴	1595	0				0	0				0	
RSVA - Global Adjustment	1589	(3,248,056)	(2,047,537)	0	0	(5,295,593)	468	39,173	0	0	39,641	
Total Group 1 Balance excluding Account 1589 - Global Adjustment		(312,480)	1,994,572	0	0	1,682,092	240,068	(84,557)	0	0	155,511	
Total Group 1 Balance		(3,560,536)	(52,965)	0	0	(3,613,501)	240,536	(45,384)	0	0	195,152	
LRAM Variance Account	1568					0					0	
Total including Account 1568		(3,560,536)	(52,965)	0	0	(3,613,501)	240,536	(45,384)	0	0	195,152	

Incentive Regulation Model for 2012

Essex Powerlines Corporation - Amherstburg, LaSalle, Leaming

Please complete the following continuity schedule for the following Deferral / Variance Accounts. Enter information into green cells only.

If you have received approval to dispose of balances from prior years, the starting point for entries in the 2015 DVA schedule below will be the balance sheet date as per your G/L for which you received approval. For example, if in the 2014 EDR process (CoS or IRM) you received approval for the December 31, 2012 balances, the starting point for your entries below should be the 2011 year. This will allow for the correct starting point for the 2012 opening balance columns for both principal and interest.

Please refer to the footnotes for further instructions.

		2012											
Account Descriptions	Account Number	Opening Principal Amounts as of Jan-1-12	Transactions Debit / (Credit) during 2012 excluding interest and adjustments ²	Board-Approved Disposition during 2012	Other 1 Adjustments during Q1 2012	Other 1 Adjustments during Q2 2012	Other 1 Adjustments during Q3 2012	Other 1 Adjustments during Q4 2012	Closing Principal Balance as of Dec-31-12	Opening Interest Amounts as of Jan-1-12	Interest Jan-1 to Dec-31-12	Board-Approved Disposition during 2012	Adjustments during 2012 - other 1
Group 1 Accounts													
LV Variance Account	1550	335,156	373,036	(18,134)					726,326	(20)	6,737	(2,515)	
Smart Metering Entity Charge Variance	1551												
RSVA - Wholesale Market Service Charge	1580	(1,989,471)	(1,584,483)	(995,694)					(2,578,260)	(43,234)	(38,275)	(2,594)	
RSVA - Retail Transmission Network Charge	1584	995,881	(648,746)	1,142,986					(795,851)	15,845	9,476	45,254	
RSVA - Retail Transmission Connection Charge	1586	(882,592)	(384,485)	(340,358)					(926,719)	(5,792)	(16,490)	6,473	
RSVA - Power (excluding Global Adjustment)	1588	4,746,732	4,681,852	1,710,789					7,717,795	(68,461)	(57,449)	(70,318)	
RSVA - Global Adjustment	1589	(5,295,593)	(3,360,340)	(3,248,056)					(5,407,877)	39,641	65,794	(62,091)	
Recovery of Regulatory Asset Balances	1590	(1,684,689)		(1,580,292)					(104,397)	257,173	(24,978)	(37,923)	
Disposition and Recovery/Refund of Regulatory Balances (2008) ⁴	1595	0							0	0			
Disposition and Recovery/Refund of Regulatory Balances (2009) ⁴	1595	0							0	0			
Disposition and Recovery/Refund of Regulatory Balances (2010) ⁴	1595	161,075	448,534						609,609	0			
Disposition and Recovery/Refund of Regulatory Balances (2011) ⁴	1595	0							0	0			
Disposition and Recovery/Refund of Regulatory Balances (2012) ⁴	1595	0	979,792						979,792	0	146,834		
RSVA - Global Adjustment	1589	(5,295,593)	(3,360,340)	(3,248,056)	0	0	0	0	(5,407,877)	39,641	65,794	(62,091)	0
Total Group 1 Balance excluding Account 1589 - Global Adjustment		1,682,092	3,865,500	(80,703)	0	0	0	0	5,628,295	155,511	25,855	(61,623)	0
Total Group 1 Balance		(3,613,501)	505,160	(3,328,759)	0	0	0	0	220,418	195,152	91,649	(123,714)	0
LRAM Variance Account	1568	0							0	0			
Total including Account 1568		(3,613,501)	505,160	(3,328,759)	0	0	0	0	220,418	195,152	91,649	(123,714)	0

Incentive Regulation Model for 2013

Essex Powerlines Corporation - Amherstburg, LaSalle, Leaming

Please complete the following continuity schedule for the following Deferral / Variance Accounts. Enter information into green cells only.

If you have received approval to dispose of balances from prior years, the starting point for entries in the 2015 DVA schedule below will be the balance sheet date as per your G/L for which you received approval. For example, if in the 2014 EDR process (CoS or IRM) you received approval for the December 31, 2012 balances, the starting point for your entries below should be the 2011 year. This will allow for the correct starting point for the 2012 opening balance columns for both principal and interest.

Please refer to the footnotes for further instructions.

		2013											
Account Descriptions	Account Number	Closing Interest Amounts as of Dec-31-12	Opening Principal Amounts as of Jan-1-13	Transactions Debit / (Credit) during 2013 excluding interest and adjustments ²	Board-Approved Disposition during 2013	Other 1 Adjustments during Q1 2013	Other 1 Adjustments during Q2 2013	Other 1 Adjustments during Q3 2013	Other 1 Adjustments during Q4 2013	Closing Principal Balance as of Dec-31-13	Opening Interest Amounts as of Jan-1-13	Interest Jan-1 to Dec-31-13	Board-Approved Disposition during 2013
Group 1 Accounts													
LV Variance Account	1550	9,232	726,326	609,899						1,336,225	9,232	13,711	
Smart Metering Entity Charge Variance	1551	0	0	46,737						46,737	0		
RSVA - Wholesale Market Service Charge	1580	(78,915)	(2,578,260)	(800,162)						(3,378,422)	(78,915)	(32,495)	
RSVA - Retail Transmission Network Charge	1584	(19,933)	(795,851)	(186,687)						(982,538)	(19,933)	2,049	
RSVA - Retail Transmission Connection Charge	1586	(28,755)	(926,719)	(1,336,055)						(2,262,774)	(28,755)	(25,472)	
RSVA - Power (excluding Global Adjustment)	1588	(55,592)	7,717,795	6,407,255					(11,598,012)	2,527,038	(55,592)	(161,736)	
RSVA - Global Adjustment	1589	167,526	(5,407,877)	(5,843,174)					11,598,012	346,961	167,526	184,331	
Recovery of Regulatory Asset Balances	1590	270,118	(104,397)							(104,397)	270,118	(24,832)	
Disposition and Recovery/Refund of Regulatory Balances (2008) ⁴	1595	0	0							0	0		
Disposition and Recovery/Refund of Regulatory Balances (2009) ⁴	1595	0	0							0	0		
Disposition and Recovery/Refund of Regulatory Balances (2010) ⁴	1595	0	609,609	367,103						976,712	0		
Disposition and Recovery/Refund of Regulatory Balances (2011) ⁴	1595	0	0							0	0		
Disposition and Recovery/Refund of Regulatory Balances (2012) ⁴	1595	146,834	979,792	589,158						1,568,950	146,834	0	
RSVA - Global Adjustment	1589	167,526	(5,407,877)	(5,843,174)	0	0	0	0	11,598,012	346,961	167,526	184,331	0
Total Group 1 Balance excluding Account 1589 - Global Adjustment		242,989	5,628,295	5,697,248	0	0	0	0	(11,598,012)	(272,469)	242,989	(228,775)	0
Total Group 1 Balance		410,515	220,418	(145,926)	0	0	0	0	0	74,492	410,515	(44,444)	0
LRAM Variance Account	1568	0	0							0	0		
Total including Account 1568		410,515	220,418	(145,926)	0	0	0	0	0	74,492	410,515	(44,444)	

Incentive Regulation Model for 20

Essex Powerlines Corporation - Amherstburg, LaSalle, Leaming

Please complete the following continuity schedule for the following Deferral / Variance Accounts. Enter information into green cells only.

If you have received approval to dispose of balances from prior years, the starting point for entries in the 2015 DVA schedule below will be the balance sheet date as per your G/L for which you received approval. For example, if in the 2014 EDR process (GoS or IRM) you received approval for the December 31, 2012 balances, the starting point for your entries below should be the 2011 year. This will allow for the correct starting point for the 2012 opening balance columns for both principal and interest.

Please refer to the footnotes for further instructions.

				2014				Projected Interest on Dec-31-13 Balances				2.1.7 RRR	
Account Descriptions		Account Number	Adjustments during 2013 - other ¹	Closing Interest Amounts as of Dec-31-13	Principal Disposition during 2014 - instructed by Board	Interest Disposition during 2014 - instructed by Board	Closing Principal Balances as of Dec 31-13 Adjusted for Dispositions during 2014	Closing Interest Balances as of Dec 31-13 Adjusted for Dispositions during 2014	Projected Interest from Jan 1, 2014 to December 31, 2014 on Dec 31 -13 balance adjusted for disposition during 2014 ³	Projected Interest from January 1, 2015 to April 30, 2015 on Dec 31 -13 balance adjusted for disposition during 2014 ³	Total Claim	As of Dec 31-13	
Group 1 Accounts													
LV Variance Account	1550		22,943	708,191	19,695	628,035	3,248	9,232	3,077	643,592	1,338,519		
Smart Metering Entity Charge Variance	1551		0			46,737	0	687	229	47,653	46,737		
RSVA - Wholesale Market Service Charge	1580		(111,410)	(3,573,954)	(147,000)	195,532	35,590	2,874	958	234,955	(4,490,491)		
RSVA - Retail Transmission Network Charge	1584		(17,884)	347,134	31,682	(1,329,672)	(49,566)	(19,546)	(6,515)	(1,405,299)	187,817		
RSVA - Retail Transmission Connection Charge	1586		(54,227)	(1,267,076)	(45,501)	(995,698)	(8,726)	(14,637)	(4,879)	(1,023,940)	(2,650,884)		
RSVA - Power (excluding Global Adjustment)	1588		(217,328)	9,554,493	49,174	(7,027,455)	(266,502)	(103,304)	(34,435)	(7,431,695)	15,548,194		
RSVA - Global Adjustment	1589		351,857	(8,731,842)	(54,573)	9,078,803	406,430	133,458	44,486	9,663,177	(14,209,341)		
Recovery of Regulatory Asset Balances	1590		245,285	(1,684,689)	201,324	1,580,292	43,961	23,230	7,743	1,655,227			
Disposition and Recovery/Refund of Regulatory Balances (2008) ⁴	1595		0			0	0			0			
Disposition and Recovery/Refund of Regulatory Balances (2009) ⁴	1595		0			0	0			0			
Disposition and Recovery/Refund of Regulatory Balances (2010) ⁴	1595		0			976,712	0			976,712	1,215,169		
Disposition and Recovery/Refund of Regulatory Balances (2011) ⁴	1595		0			0	0			0			
Disposition and Recovery/Refund of Regulatory Balances (2012) ⁴	1595		146,834			1,568,950	146,834			1,715,784	0		
RSVA - Global Adjustment	1589	0	351,857	(8,731,842)	(54,573)	9,078,803	406,430	133,458	44,486	9,663,177	(14,209,341)		
Total Group 1 Balance excluding Account 1589 - Global Adjustment		0	14,214	4,084,099	109,374	(4,356,568)	(95,160)	(101,463)	(33,821)	(4,587,011)	11,195,061		
Total Group 1 Balance		0	366,071	(4,647,743)	54,801	4,722,235	311,270	31,996	10,665	5,076,166	(3,014,280)		
LRAM Variance Account	1568		0	0	0	0	0			0			
Total including Account 1568		0	366,071	(4,647,743)	54,801	4,722,235	311,270	31,996	10,665	5,076,166	(3,014,280)		

Incentive Regulation Model for 20

Essex Powerlines Corporation - Amherstburg, LaSalle, Leaming

Please complete the following continuity schedule for the following Deferral / Variance Accounts. Enter information into green cells only.

If you have received approval to dispose of balances from prior years, the starting point for entries in the 2015 DVA schedule below will be the balance sheet date as per your G/L for which you received approval. For example, if in the 2014 EDR process (CoS or IRM) you received approval for the December 31, 2012 balances, the starting point for your entries below should be the 2011 year. This will allow for the correct starting point for the 2012 opening balance columns for both principal and interest.

Please refer to the footnotes for further instructions.

Account Descriptions	Account Number	Variance RRR vs. 2013 Balance (Principal + Interest)
Group 1 Accounts		
LV Variance Account	1550	(20,649)
Smart Metering Entity Charge Variance	1551	0
RSVA - Wholesale Market Service Charge	1580	(1,000,659)
RSVA - Retail Transmission Network Charge	1584	1,188,239
RSVA - Retail Transmission Connection Charge	1586	(333,883)
RSVA - Power (excluding Global Adjustment)	1588	13,238,484
RSVA - Global Adjustment	1589	(14,908,159)
Recovery of Regulatory Asset Balances	1590	(140,888)
Disposition and Recovery/Refund of Regulatory Balances (2008) ⁴	1595	0
Disposition and Recovery/Refund of Regulatory Balances (2009) ⁴	1595	0
Disposition and Recovery/Refund of Regulatory Balances (2010) ⁴	1595	238,457
Disposition and Recovery/Refund of Regulatory Balances (2011) ⁴	1595	0
Disposition and Recovery/Refund of Regulatory Balances (2012) ⁴	1595	(1,715,784)
RSVA - Global Adjustment	1589	(14,908,159)
Total Group 1 Balance excluding Account 1589 - Global Adjustment		11,453,316
Total Group 1 Balance		(3,454,842)
LRAM Variance Account	1568	0
Total including Account 1568		(3,454,842)



Ontario Energy Board

Incentive Regulation Model for 2015 Filers

Essex Powerlines Corporation - Amherstburg, LaSalle, Leamington, Tecumseh

In the green shaded cells, enter the most recent Board Approved volumetric forecast. If there is a material difference between the latest Board-approved volumetric forecast and the most recent 12-month actual volumetric data, use the most recent 12-month actual data. Do not enter data for the MicroFit class.

Rate Class	Unit	Metered kWh	Metered kW	Billed kWh for Non-RPP Customers	Estimated kW for Non-RPP Customers	1590 Recovery Share Proportion*	1595 Recovery Share Proportion (2008) ¹	1595 Recovery Share Proportion (2009) ¹	1595 Recovery Share Proportion (2010) ¹	1595 Recovery Share Proportion (2011) ¹	1595 Recovery Share Proportion (2012) ¹	1568 LRAM Variance Account Class Allocation (\$ amounts)	Number of Customers for Residential and GS<50 classes ³
RESIDENTIAL	\$/kWh	251,655,122		49,171,885	0								26,303
GENERAL SERVICE LESS THAN 50 KW	\$/kWh	65,841,765		11,417,536	0								1,891
GENERAL SERVICE 50 TO 2,999 KW	\$/kW	170,033,148	445,345	163,068,096	427,102								
GENERAL SERVICE 3,000 TO 4,999 KW	\$/kW				0								
UNMETERED SCATTERED LOAD	\$/kWh	1,581,327		309,879	0								
SENTINEL LIGHTING	\$/kW	323,368	903	45,825	128								
STREET LIGHTING	\$/kW	6,259,173	18,995	2,238,192	6,792								
microFIT													
Total		495,693,903	465,243	226,251,413	434,023	0.00%	0.00%	0.00%	0.00%	0.00%	0.00%	0	28,194
												Balance as per Sheet 5	0
												Variance	0

Threshold Test

Total Claim (including Account 1568)

Total Claim for Threshold Test (All Group 1 Accounts)

Threshold Test (Total claim per kWh) ²

\$5,076,166
\$5,076,166
0.0102

¹ Residual Account balance to be allocated to rate classes in proportion to the recovery share as established when rate riders were implemented.

² The Threshold Test does not include the amount in 1568.

³ The proportion of customers for the Residential and GS<50 Classes will be used to allocate Account 1551.



Ontario Energy Board

Incentive Regulation Model for 2015 Filers

Essex Powerlines Corporation - Amherstburg, LaSalle, Leamington, Tecumseh

No input required. This worksheet allocates the deferral/variance account balances (Group 1, 1589, and 1568) to the appropriate classes as per the EDDVAR Report dated July 31, 2009

Allocation of Group 1 Accounts (including Account 1568)

Rate Class	% of Total kWh	% of Total non-RPP kWh	% of Customer Numbers **	1550	1551	1580	1584	1586	1588	1589	1590	1595 (2008)	1595 (2009)	1595 (2010)	1595 (2011)	1595 (2012)	1568
RESIDENTIAL	50.8%	21.7%	93.3%	326,741	44,456	119,282	(713,446)	(519,836)	(3,772,941)	2,100,127	0	0	0	0	0	0	
GENERAL SERVICE LESS THAN 50 KW	13.3%	5.0%	6.7%	85,487	3,196	31,208	(186,662)	(136,007)	(987,133)	487,642	0	0	0	0	0	0	
GENERAL SERVICE 50 TO 2,999 KW	34.3%	72.1%		220,765	0	80,594	(482,046)	(351,232)	(2,549,223)	6,964,623	0	0	0	0	0	0	
GENERAL SERVICE 3,000 TO 4,999 KW	0.0%	0.0%		0	0	0	0	0	0	0	0	0	0	0	0	0	
UNMETERED SCATTERED LOAD	0.3%	0.1%		2,053	0	750	(4,483)	(3,266)	(23,708)	13,235	0	0	0	0	0	0	
SENTINEL LIGHTING	0.1%	0.0%		420	0	153	(917)	(668)	(4,848)	1,957	0	0	0	0	0	0	
STREET LIGHTING	1.3%	1.0%		8,127	0	2,967	(17,745)	(12,929)	(93,841)	95,593	0	0	0	0	0	0	
microFIT	0	0	0	0	0	0	0	0	0	0	0	0	0	0	0	0	
Total	100.0%	100.0%	100.0%	643,592	47,653	234,955	(1,405,299)	(1,023,940)	(7,431,695)	9,663,177	0	0	0	0	0	0	

* RSVA - Power (Excluding Global Adjustment)

** Used to allocate Account 1551 as this account records the variances arising from the Smart Metering Entity Charges to Residential and GS<50 customers.



Ontario Energy Board

Incentive Regulation Model for 2015 Filers

Essex Powerlines Corporation - Amherstburg, LaSalle, Leamington, Tecumseh

Input required at cell C15 only. This worksheet calculates rate riders related to the Deferral/Variance Account Disposition (if applicable), associated rate riders for the global adjustment account (1589) and Account 1568. Rate Riders will not be generated for the microFIT class.

Please indicate the Rate Rider Recovery Period (in years)

1

Rate Class	Unit	Billed kWh	Billed kW kVA	or Balance of Accounts Allocated by kWh/kW (RPP) or Distribution	Deferral/Variance Account Rate Rider	Allocation of Balance in Account 1589	Billed kWh or Estimated kW for Non-RPP	Global Adjustment Rate Rider	Allocation of Account 1568	Account 1568 Rate Rider
RESIDENTIAL	\$/kWh	251,655,122		(4,515,744)	(0.0179)	2,100,127	49,171,885	0.0427		
GENERAL SERVICE LESS THAN 50 KW	\$/kWh	65,841,765		(1,189,912)	(0.0181)	487,642	11,417,536	0.0427		
GENERAL SERVICE 50 TO 2,999 KW	\$/kW	170,033,148	445,345	(3,081,142)	(6.9186)	6,964,623	427,102	16.3067		
GENERAL SERVICE 3,000 TO 4,999 KW	\$/kW			0	0.0000	0	0	0.0000		
UNMETERED SCATTERED LOAD	\$/kWh	1,581,327		(28,655)	(0.0181)	13,235	309,879	0.0427		
SENTINEL LIGHTING	\$/kW	323,368	903	(5,860)	(6.4891)	1,957	128	15.2946		
STREET LIGHTING	\$/kW	6,259,173	18,995	(113,421)	(5.9711)	95,593	6,792	14.0736		
microFIT										
Total		495,693,903	465,243	(8,934,734)		9,663,177	61,333,323		0	

One or more rate classes appear to have negligible rate riders in columns F and/or I. As per Appendix B of the Filing Requirements, please provide details of the Applicant's proposal in the Manager's Summary.



Ontario Energy Board

Incentive Regulation Model for 2015 Filers

Essex Powerlines Corporation - Amherstburg, LaSalle, Leamington, Tecumseh

Shared Tax Savings

Enter your 2010 Board-Approved Billing Determinants into columns B, C and D.

Enter your 2010 Board-Approved Base monthly service and volumetric charges into columns G, H and I.

Rate Class	Units	Re-based Billed Customers or Connections	Re-based Billed kWh	Re-based Billed kW (if applicable)	2010 Base Monthly Service Charge	2010 Base Distribution Volumetric Rate kWh	2010 Base Distribution Volumetric Rate kW
RESIDENTIAL	\$/kWh	25,902	271,379,498		12.55	0.0148	0.0000
GENERAL SERVICE LESS THAN 50 KW	\$/kWh	1,852	72,012,960		20.59	0.0070	0.0000
GENERAL SERVICE 50 TO 2,999 KW	\$/kW	222	196,386,718	467,092	300.00	0.0000	2.8494
GENERAL SERVICE 3,000 TO 4,999 KW	\$/kW				1993.42	0.0000	1.8485
UNMETERED SCATTERED LOAD	\$/kWh	151	1,605,371		8.91	0.0278	0.0000
SENTINEL LIGHTING	\$/kW	168	390,941	1,076	2.05	0.0000	5.8683
STREET LIGHTING	\$/kW	2,643	5,929,910	18,024	1.75	0.0000	4.7426
microFIT							

Incentive Regulation Model for 2015 Filers

Essex Powerlines Corporation - Amherstburg, LaSalle, Leamington, Tecumseh

Calculation of Rebased Revenue Requirement. No input required.

Rate Class	Re-based Billed Customers or Connections A	Re-based Billed kWh B	Re-based Billed kW C	Rate ReBal Base Service Charge D	Rate ReBal Base Distribution Volumetric Rate kWh E	Rate ReBal Base Distribution Volumetric Rate kW F	Service Charge Revenue G = A * D * 12	Distribution Volumetric Rate Revenue kWh H = B * E	Distribution Volumetric Rate Revenue kW I = C * F	Revenue Requirement from Rates J = G + H + I	Service Charge % Revenue K = G / J	Distribution Volumetric Rate % Revenue kWh L = H / J	Distribution Volumetric Rate % Revenue kW M = I / J	Total % Revenue N = J / R
RESIDENTIAL	25,902	271,379,498		12.55	.0158	.0000	3,900,841.20	4,287,796.07	.00	8,188,637.27	47.64%	52.36%	0.00%	69.78%
GENERAL SERVICE LESS THAN 50 KW	1,852	72,012,960		20.59	.0080	.0000	457,592.16	576,103.68	.00	1,033,695.84	44.27%	55.73%	0.00%	8.81%
GENERAL SERVICE 50 TO 2,999 KW	222	196,386,718	467,092	300.00	.0000	3.2000	799,200.00	.00	1,494,694.40	2,293,894.40	34.84%	0.00%	65.16%	19.55%
GENERAL SERVICE 3,000 TO 4,999 KW				1,993.42	.0000	2.2579	.00	.00	.00	.00	0.00%	0.00%	0.00%	0.00%
UNMETERED SCATTERED LOAD	151	1,605,371		8.91	.0288	.0000	16,144.92	46,234.68	.00	62,379.60	25.88%	74.12%	0.00%	0.53%
SENTINEL LIGHTING	168	390,941	1,076	2.05	.0000	6.1499	4,132.80	.00	6,617.29	10,750.09	38.44%	0.00%	61.56%	0.09%
STREET LIGHTING	2,643	5,929,910	18,024	1.75	.0000	5.0224	55,503.00	.00	90,523.74	146,026.74	38.01%	0.00%	61.99%	1.24%
microFIT							.00	.00	.00	.00	0.00%	0.00%	0.00%	0.00%
Total	30,938	547,705,398	486,192				5,233,414.08	4,910,134.43	1,591,835.43	11,735,383.94				100.00%



Incentive Regulation Model for 2015 Filers

Essex Powerlines Corporation - Amherstburg, LaSalle, Leamington, Tecumseh

Summary - Sharing of Tax Change Forecast Amounts

For the 2010 year, enter any Tax Credits from the Cost of Service Tax Calculation (Positive #)

0

1. Tax Related Amounts Forecast from Capital Tax Rate Changes

	2010	2015
Taxable Capital (if you are not claiming capital tax, please enter your Board-Approved Rate Base)	\$ 41,119,713	\$ 41,119,713
Deduction from taxable capital up to \$15,000,000	\$ 15,000,000	\$ 15,000,000
Net Taxable Capital	\$ 26,119,713	\$ 26,119,713
Rate	0.15%	0.00%
Ontario Capital Tax (Deductible, not grossed-up)	\$ 19,429	\$ -

2. Tax Related Amounts Forecast from Income Tax Rate Changes

Regulatory Taxable Income	\$ 1,248,461	\$ 1,248,461
Corporate Tax Rate	31.00%	23.70%
Tax Impact	\$ 382,636	\$ 295,842
Grossed-up Tax Amount	\$ 525,985	\$ 387,718
Tax Related Amounts Forecast from Capital Tax Rate Changes	\$ 19,429	\$ -
Tax Related Amounts Forecast from Income Tax Rate Changes	\$ 525,985	\$ 387,718
Total Tax Related Amounts	\$ 545,414	\$ 387,718
Incremental Tax Savings		-\$ 157,696
Sharing of Tax Savings (50%)		-\$ 78,848



Incentive Regulation Model for 2015 Filers

Essex Powerlines Corporation - Amherstburg, LaSalle, Leamington, Tecumseh

This worksheet calculates a tax change volumetric rate rider. If the rate riders are material (round to 4 decimal places), then the outputs in columns M and O will appear on Sheet 27 - Final Tariff Schedule.

Rate Class	Total Revenue \$ by Rate Class	Total Revenue % by Rate Class	Allocation of Tax Savings by Rate Class	Billed kWh	Billed kW	Distribution Volumetric Rate kWh Rate Rider	Distribution Volumetric Rate kW Rate Rider
RESIDENTIAL	8,188,637	69.8%	-\$55,018	271,379,498		-0.0002	
GENERAL SERVICE LESS THAN 50 KW	1,033,696	8.8%	-\$6,945	72,012,960		-0.0001	
GENERAL SERVICE 50 TO 2,999 KW	2,293,894	19.5%	-\$15,412	196,386,718	467,092		-0.0330
GENERAL SERVICE 3,000 TO 4,999 KW		0.0%	\$0				
UNMETERED SCATTERED LOAD	62,380	0.5%	-\$419	1,605,371		-0.0003	
SENTINEL LIGHTING	10,750	0.1%	-\$72	390,941	1,076		-0.0671
STREET LIGHTING	146,027	1.2%	-\$981	5,929,910	18,024		-0.0544
microFIT		0.0%	\$0				
Total	11,735,384	100.0%	-\$78,848	547,705,398	486,192		



Ontario Energy Board

Incentive Regulation Model for 2015 Filers

Essex Powerlines Corporation - Amherstburg, LaSalle, Leamington, Tecumseh

No input required. This sheet consolidates all Current Retail Transmission Rates entered on Sheet 4.

Rate Class	Rate Description	Unit	RTSR-Network	RTSR-Connection
RESIDENTIAL	Retail Transmission Rate - Network Service Rate	\$/kWh	0.0078	
RESIDENTIAL	Retail Transmission Rate - Line and Transformation Connection Service Rate	\$/kWh		0.0037
GENERAL SERVICE LESS THAN 50 KW	Retail Transmission Rate - Network Service Rate	\$/kWh	0.0068	
GENERAL SERVICE LESS THAN 50 KW	Retail Transmission Rate - Line and Transformation Connection Service Rate	\$/kWh		0.0035
GENERAL SERVICE 50 TO 2,999 KW	Retail Transmission Rate - Network Service Rate	\$/kW	2.7774	
GENERAL SERVICE 50 TO 2,999 KW	Retail Transmission Rate - Line and Transformation Connection Service Rate	\$/kW		1.3887
GENERAL SERVICE 50 TO 2,999 KW	Retail Transmission Rate - Network Service Rate - Interval Metered	\$/kW	3.4214	
GENERAL SERVICE 50 TO 2,999 KW	Retail Transmission Rate - Line and Transformation Connection Service Rate - Interval Metered	\$/kW		1.5398
GENERAL SERVICE 3,000 TO 4,999 KW	Retail Transmission Rate - Network Service Rate	\$/kW	3.4214	
GENERAL SERVICE 3,000 TO 4,999 KW	Retail Transmission Rate - Line and Transformation Connection Service Rate	\$/kW		1.5398
UNMETERED SCATTERED LOAD	Retail Transmission Rate - Network Service Rate	\$/kWh	0.0068	
UNMETERED SCATTERED LOAD	Retail Transmission Rate - Line and Transformation Connection Service Rate	\$/kWh		0.0035
SENTINEL LIGHTING	Retail Transmission Rate - Network Service Rate	\$/kW	2.1383	
SENTINEL LIGHTING	Retail Transmission Rate - Line and Transformation Connection Service Rate	\$/kW		1.0586
STREET LIGHTING	Retail Transmission Rate - Network Service Rate	\$/kW	2.1084	
STREET LIGHTING	Retail Transmission Rate - Line and Transformation Connection Service Rate	\$/kW		1.0518



Ontario Energy Board

Incentive Regulation Model for 2015 Filers

Essex Powerlines Corporation - Amherstburg, LaSalle, Leamington, Tecumseh

In the green shaded cells, enter the most recent reported RRR billing determinants. Please ensure that billing determinants are non-loss adjusted.

Rate Class	Rate Description	Unit	Non-Loss Adjusted Metered kWh	Non-Loss Adjusted Metered kW	Applicable Loss Factor	Load Factor	Loss Adjusted Billed kWh	Billed kW
RESIDENTIAL	Retail Transmission Rate - Network Service Rate	\$/kWh	251,655,122	-	1.0602		266,804,761	-
RESIDENTIAL	Retail Transmission Rate - Line and Transformation Connection Service Rate	\$/kWh	251,655,122	-	1.0602		266,804,760	-
GENERAL SERVICE LESS THAN 50 KW	Retail Transmission Rate - Network Service Rate	\$/kWh	65,841,765	-	1.0602		69,805,439	-
GENERAL SERVICE LESS THAN 50 KW	Retail Transmission Rate - Line and Transformation Connection Service Rate	\$/kWh	65,841,765	-	1.0602		69,805,439	-
GENERAL SERVICE 50 TO 2,999 KW	Retail Transmission Rate - Network Service Rate	\$/kW	46,449,716	144,884	-	0.00%	-	144,884
GENERAL SERVICE 50 TO 2,999 KW	Retail Transmission Rate - Line and Transformation Connection Service Rate	\$/kW	46,449,716	144,884	-	0.00%	-	144,884
GENERAL SERVICE 50 TO 2,999 KW	Retail Transmission Rate - Network Service Rate - Interval Metered	\$/kW	123,583,432	300,461	-	0.00%	-	300,461
GENERAL SERVICE 50 TO 2,999 KW	Retail Transmission Rate - Line and Transformation Connection Service Rate - Interval Metered	\$/kW	123,583,432	300,461	-	0.00%	-	300,461
GENERAL SERVICE 3,000 TO 4,999 KW	Retail Transmission Rate - Network Service Rate	\$/kW	-	-	-	0.00%	-	-
GENERAL SERVICE 3,000 TO 4,999 KW	Retail Transmission Rate - Line and Transformation Connection Service Rate	\$/kW	-	-	-	0.00%	-	-
UNMETERED SCATTERED LOAD	Retail Transmission Rate - Network Service Rate	\$/kWh	1,581,327	-	1.0602		1,676,523	-
UNMETERED SCATTERED LOAD	Retail Transmission Rate - Line and Transformation Connection Service Rate	\$/kWh	1,581,327	-	1.0602		1,676,523	-
SENTINEL LIGHTING	Retail Transmission Rate - Network Service Rate	\$/kW	323,368	903	-	0.00%	-	903
SENTINEL LIGHTING	Retail Transmission Rate - Line and Transformation Connection Service Rate	\$/kW	323,368	903	-	0.00%	-	903
STREET LIGHTING	Retail Transmission Rate - Network Service Rate	\$/kW	6,259,173	18,995	-	0.00%	-	18,995
STREET LIGHTING	Retail Transmission Rate - Line and Transformation Connection Service Rate	\$/kW	6,259,173	18,995	-	0.00%	-	18,995

Incentive Regulation Model for 2015 Filers

Essex Powerlines Corporation - Amherstburg, LaSalle, Leamington, Tecumseh

Uniform Transmission Rates		Unit	Effective January 1, 2013	Effective January 1, 2014	Effective January 1, 2015
Rate Description			Rate	Rate	Rate
Network Service Rate		kW	\$ 3.63	\$ 3.82	\$ 3.82
Line Connection Service Rate		kW	\$ 0.75	\$ 0.82	\$ 0.82
Transformation Connection Service Rate		kW	\$ 1.85	\$ 1.98	\$ 1.98
Hydro One Sub-Transmission Rates		Unit	Effective January 1, 2013	Effective January 1, 2014	Effective January 1, 2015
Rate Description			Rate	Rate	Rate
Network Service Rate		kW	\$ 3.18	\$ 3.23	\$ 3.23
Line Connection Service Rate		kW	\$ 0.70	\$ 0.65	\$ 0.65
Transformation Connection Service Rate		kW	\$ 1.63	\$ 1.62	\$ 1.62
Both Line and Transformation Connection Service Rate		kW	\$ 2.33	\$ 2.27	\$ 2.27
If needed , add extra host here (I)		Unit	Effective January 1, 2013	Effective January 1, 2014	Effective January 1, 2015
Rate Description			Rate	Rate	Rate
Network Service Rate		kW			
Line Connection Service Rate		kW			
Transformation Connection Service Rate		kW			
Both Line and Transformation Connection Service Rate		kW	\$ -	\$ -	\$ -
If needed , add extra host here (II)		Unit	Effective January 1, 2013	Effective January 1, 2014	Effective January 1, 2015
Rate Description			Rate	Rate	Rate
Network Service Rate		kW			
Line Connection Service Rate		kW			
Transformation Connection Service Rate		kW			
Both Line and Transformation Connection Service Rate		kW	\$ -	\$ -	\$ -
Hydro One Sub-Transmission Rate Rider 9A		Unit	Effective January 1, 2013	Effective January 1, 2014	Effective January 1, 2015
Rate Description			Rate	Rate	Rate
RSVA Transmission network - 4714 - which affects 1584		kW	\$ -	\$ 0.1465	
RSVA Transmission connection - 4716 - which affects 1586		kW	\$ -	\$ 0.0667	
RSVA LV - 4750 - which affects 1550		kW	\$ -	\$ 0.0475	
RARA 1 - 2252 - which affects 1590		kW	\$ -	\$ 0.0419	
RARA 1 - 2252 - which affects 1590 (2008)		kW	\$ -	-\$ 0.0270	
RARA 1 - 2252 - which affects 1590 (2009)		kW	\$ -	-\$ 0.0006	
Hydro One Sub-Transmission Rate Rider 9A		kW	\$ -	\$ 0.2750	\$ -
Low Voltage Switchgear Credit (if applicable, enter as a negative value)			Historical 2013	Current 2014	Forecast 2015
			\$		



Ontario Energy Board

Incentive Regulation Model for 2015 Filers

Essex Powerlines Corporation - Amherstburg, LaSalle, Leamington, Tecumseh

In the green shaded cells, enter billing detail for wholesale transmission for the same reporting period as the billing determinants on Sheet "14. RTSR RRR Data". For Hydro One Sub-transmission Rates, if you are charged a combined Line and Transformer connection rate, please ensure that both the line connection and transformer connection columns are completed.

IESO	Network			Line Connection			Transformation Connection			Total Line
Month	Units Billed	Rate	Amount	Units Billed	Rate	Amount	Units Billed	Rate	Amount	Amount
January		\$0.00			\$0.00			\$0.00		\$ -
February		\$0.00			\$0.00			\$0.00		\$ -
March		\$0.00			\$0.00			\$0.00		\$ -
April		\$0.00			\$0.00			\$0.00		\$ -
May		\$0.00			\$0.00			\$0.00		\$ -
June		\$0.00			\$0.00			\$0.00		\$ -
July		\$0.00			\$0.00			\$0.00		\$ -
August		\$0.00			\$0.00			\$0.00		\$ -
September		\$0.00			\$0.00			\$0.00		\$ -
October		\$0.00			\$0.00			\$0.00		\$ -
November		\$0.00			\$0.00			\$0.00		\$ -
December		\$0.00			\$0.00			\$0.00		\$ -
Total	-	\$ -	\$ -	-	\$ -	\$ -	-	\$ -	\$ -	\$ -

Hydro One	Network			Line Connection			Transformation Connection			Total Line
Month	Units Billed	Rate	Amount	Units Billed	Rate	Amount	Units Billed	Rate	Amount	Amount
January	83,107	\$3.18	\$ 264,280	83,107	\$0.70	\$ 58,175	41,445	\$1.63	\$ 67,555	\$ 125,730
February	74,498	\$3.18	\$ 236,904	75,598	\$0.70	\$ 52,919	36,508	\$1.63	\$ 59,508	\$ 112,427
March	69,219	\$3.18	\$ 220,116	71,965	\$0.70	\$ 50,376	34,516	\$1.63	\$ 56,261	\$ 106,637
April	64,548	\$3.18	\$ 205,263	71,791	\$0.70	\$ 50,254	31,283	\$1.63	\$ 50,992	\$ 101,245
May	95,102	\$3.18	\$ 302,424	95,101	\$0.70	\$ 66,571	44,945	\$1.63	\$ 73,260	\$ 139,831
June	111,472	\$3.18	\$ 354,482	113,175	\$0.70	\$ 79,223	53,200	\$1.63	\$ 86,716	\$ 165,939
July	99,526	\$3.18	\$ 316,493	100,107	\$0.70	\$ 70,075	32,061	\$1.63	\$ 52,260	\$ 122,334
August	103,566	\$3.18	\$ 329,340	104,824	\$0.70	\$ 73,377	32,191	\$1.63	\$ 52,471	\$ 125,847
September	126,843	\$3.18	\$ 403,360	127,323	\$0.70	\$ 89,126	58,896	\$1.63	\$ 96,001	\$ 185,127
October	78,028	\$3.18	\$ 248,129	79,580	\$0.70	\$ 55,706	35,176	\$1.63	\$ 57,337	\$ 113,043
November	83,399	\$3.18	\$ 265,209	83,478	\$0.70	\$ 58,435	43,807	\$1.63	\$ 71,405	\$ 129,840
December	91,399	\$3.18	\$ 291,077	91,877	\$0.70	\$ 64,314	47,951	\$1.63	\$ 78,161	\$ 142,474
Total	1,080,707	\$ 3.18	\$ 3,437,076	1,097,926	\$ 0.70	\$ 768,548	491,979	\$ 1.63	\$ 801,926	\$ 1,570,475

Add Extra Host Here (I) (if needed)	Network			Line Connection			Transformation Connection			Total Line
Month	Units Billed	Rate	Amount	Units Billed	Rate	Amount	Units Billed	Rate	Amount	Amount
January		\$0.00			\$0.00			\$0.00		\$ -
February		\$0.00			\$0.00			\$0.00		\$ -
March		\$0.00			\$0.00			\$0.00		\$ -
April		\$0.00			\$0.00			\$0.00		\$ -
May		\$0.00			\$0.00			\$0.00		\$ -
June		\$0.00			\$0.00			\$0.00		\$ -
July		\$0.00			\$0.00			\$0.00		\$ -
August		\$0.00			\$0.00			\$0.00		\$ -
September		\$0.00			\$0.00			\$0.00		\$ -
October		\$0.00			\$0.00			\$0.00		\$ -
November		\$0.00			\$0.00			\$0.00		\$ -
December		\$0.00			\$0.00			\$0.00		\$ -
Total	-	\$ -	\$ -	-	\$ -	\$ -	-	\$ -	\$ -	\$ -

Essex Powerlines Corporation - Amherstburg, LaSalle, Leamington, Tecumseh

In the green shaded cells, enter billing detail for wholesale transmission for the same reporting period as the billing determinants on Sheet "14. RTSR RRR Data". For Hydro One Sub-transmission Rates, if you are charged a combined Line and Transformer connection rate, please ensure that both the line connection and transformer connection columns are completed.

Add Extra Host Here (II) (if needed)				Network			Line Connection			Transformation Connection			Total Line
Month	Units Billed	Rate	Amount	Units Billed	Rate	Amount	Units Billed	Rate	Amount	Amount			
January		\$0.00			\$0.00			\$0.00		\$ -			
February		\$0.00			\$0.00			\$0.00		\$ -			
March		\$0.00			\$0.00			\$0.00		\$ -			
April		\$0.00			\$0.00			\$0.00		\$ -			
May		\$0.00			\$0.00			\$0.00		\$ -			
June		\$0.00			\$0.00			\$0.00		\$ -			
July		\$0.00			\$0.00			\$0.00		\$ -			
August		\$0.00			\$0.00			\$0.00		\$ -			
September		\$0.00			\$0.00			\$0.00		\$ -			
October		\$0.00			\$0.00			\$0.00		\$ -			
November		\$0.00			\$0.00			\$0.00		\$ -			
December		\$0.00			\$0.00			\$0.00		\$ -			
Total	-	\$ -	\$ -	-	\$ -	\$ -	-	\$ -	\$ -	\$ -			

Total	Network			Line Connection			Transformation Connection			Total Line
Month	Units Billed	Rate	Amount	Units Billed	Rate	Amount	Units Billed	Rate	Amount	Amount
January	83,107	\$3.18	\$ 264,280	83,107	\$0.70	\$ 58,175	41,445	\$1.63	\$ 67,555	\$ 125,730
February	74,498	\$3.18	\$ 236,904	75,598	\$0.70	\$ 52,919	36,508	\$1.63	\$ 59,508	\$ 112,427
March	69,219	\$3.18	\$ 220,116	71,965	\$0.70	\$ 50,376	34,516	\$1.63	\$ 56,261	\$ 106,637
April	64,548	\$3.18	\$ 205,263	71,791	\$0.70	\$ 50,254	31,283	\$1.63	\$ 50,992	\$ 101,245
May	95,102	\$3.18	\$ 302,424	95,101	\$0.70	\$ 66,571	44,945	\$1.63	\$ 73,260	\$ 139,831
June	111,472	\$3.18	\$ 354,482	113,175	\$0.70	\$ 79,223	53,200	\$1.63	\$ 86,716	\$ 165,939
July	99,526	\$3.18	\$ 316,493	100,107	\$0.70	\$ 70,075	32,061	\$1.63	\$ 52,260	\$ 122,334
August	103,566	\$3.18	\$ 329,340	104,824	\$0.70	\$ 73,377	32,191	\$1.63	\$ 52,471	\$ 125,847
September	126,843	\$3.18	\$ 403,360	127,323	\$0.70	\$ 89,126	58,896	\$1.63	\$ 96,001	\$ 185,127
October	78,028	\$3.18	\$ 248,129	79,580	\$0.70	\$ 55,706	35,176	\$1.63	\$ 57,337	\$ 113,043
November	83,399	\$3.18	\$ 265,209	83,478	\$0.70	\$ 58,435	43,807	\$1.63	\$ 71,405	\$ 129,840
December	91,399	\$3.18	\$ 291,077	91,877	\$0.70	\$ 64,314	47,951	\$1.63	\$ 78,161	\$ 142,474
Total	1,080,707	\$ 3.18	\$ 3,437,076	1,097,926	\$ 0.70	\$ 768,548	491,979	\$ 1.63	\$ 801,926	\$ 1,570,475

Transformer Allowance Credit (if applicable)										\$ -
Total including deduction for Transformer Allowance Credit										\$ 1,570,475



Ontario Energy Board

Incentive Regulation Model for 2015 Filers

Essex Powerlines Corporation - Amherstburg, LaSalle, Leamington, Tecumseh

The purpose of this sheet is to calculate the expected billing when current 2014 Uniform Transmission Rates are applied against historical 2013 transmission units.

IESO	Network			Line Connection			Transformation Connection			Total Line
Month	Units Billed	Rate	Amount	Units Billed	Rate	Amount	Units Billed	Rate	Amount	Amount
January	-	\$ 3.8200	\$ -	-	\$ 0.8200	\$ -	-	\$ 1.9800	\$ -	\$ -
February	-	\$ 3.8200	\$ -	-	\$ 0.8200	\$ -	-	\$ 1.9800	\$ -	\$ -
March	-	\$ 3.8200	\$ -	-	\$ 0.8200	\$ -	-	\$ 1.9800	\$ -	\$ -
April	-	\$ 3.8200	\$ -	-	\$ 0.8200	\$ -	-	\$ 1.9800	\$ -	\$ -
May	-	\$ 3.8200	\$ -	-	\$ 0.8200	\$ -	-	\$ 1.9800	\$ -	\$ -
June	-	\$ 3.8200	\$ -	-	\$ 0.8200	\$ -	-	\$ 1.9800	\$ -	\$ -
July	-	\$ 3.8200	\$ -	-	\$ 0.8200	\$ -	-	\$ 1.9800	\$ -	\$ -
August	-	\$ 3.8200	\$ -	-	\$ 0.8200	\$ -	-	\$ 1.9800	\$ -	\$ -
September	-	\$ 3.8200	\$ -	-	\$ 0.8200	\$ -	-	\$ 1.9800	\$ -	\$ -
October	-	\$ 3.8200	\$ -	-	\$ 0.8200	\$ -	-	\$ 1.9800	\$ -	\$ -
November	-	\$ 3.8200	\$ -	-	\$ 0.8200	\$ -	-	\$ 1.9800	\$ -	\$ -
December	-	\$ 3.8200	\$ -	-	\$ 0.8200	\$ -	-	\$ 1.9800	\$ -	\$ -
Total	-	\$ -	\$ -	-	\$ -	\$ -	-	\$ -	\$ -	\$ -

Hydro One	Network			Line Connection			Transformation Connection			Total Line
Month	Units Billed	Rate	Amount	Units Billed	Rate	Amount	Units Billed	Rate	Amount	Amount
January	83,107	\$ 3.3765	\$ 280,611	83,107	\$ 0.7167	\$ 59,563	41,445	\$ 1.6200	\$ 67,141	\$ 126,704
February	74,498	\$ 3.3765	\$ 251,542	75,598	\$ 0.7167	\$ 54,181	36,508	\$ 1.6200	\$ 59,143	\$ 113,324
March	69,219	\$ 3.3765	\$ 233,718	71,965	\$ 0.7167	\$ 51,577	34,516	\$ 1.6200	\$ 55,916	\$ 107,493
April	64,548	\$ 3.3765	\$ 217,947	71,791	\$ 0.7167	\$ 51,453	31,283	\$ 1.6200	\$ 50,679	\$ 102,131
May	95,102	\$ 3.3765	\$ 321,111	95,101	\$ 0.7167	\$ 68,159	44,945	\$ 1.6200	\$ 72,810	\$ 140,969
June	111,472	\$ 3.3765	\$ 376,386	113,175	\$ 0.7167	\$ 81,113	53,200	\$ 1.6200	\$ 86,184	\$ 167,297
July	99,526	\$ 3.3765	\$ 336,049	100,107	\$ 0.7167	\$ 71,747	32,061	\$ 1.6200	\$ 51,939	\$ 123,686
August	103,566	\$ 3.3765	\$ 349,690	104,824	\$ 0.7167	\$ 75,127	32,191	\$ 1.6200	\$ 52,149	\$ 127,276
September	126,843	\$ 3.3765	\$ 428,285	127,323	\$ 0.7167	\$ 91,253	58,896	\$ 1.6200	\$ 95,412	\$ 186,665
October	78,028	\$ 3.3765	\$ 263,461	79,580	\$ 0.7167	\$ 57,035	35,176	\$ 1.6200	\$ 56,986	\$ 114,020
November	83,399	\$ 3.3765	\$ 281,597	83,478	\$ 0.7167	\$ 59,829	43,807	\$ 1.6200	\$ 70,967	\$ 130,796
December	91,399	\$ 3.3765	\$ 308,609	91,877	\$ 0.7167	\$ 65,848	47,951	\$ 1.6200	\$ 77,681	\$ 143,529
Total	1,080,707	\$ 3.38	\$ 3,649,007	1,097,926	\$ 0.72	\$ 786,884	491,979	\$ 1.62	\$ 797,007	\$ 1,583,890

Add Extra Host Here (I)	Network			Line Connection			Transformation Connection			Total Line
Month	Units Billed	Rate	Amount	Units Billed	Rate	Amount	Units Billed	Rate	Amount	Amount
January	-	\$ -	\$ -	-	\$ -	\$ -	-	\$ -	\$ -	\$ -
February	-	\$ -	\$ -	-	\$ -	\$ -	-	\$ -	\$ -	\$ -
March	-	\$ -	\$ -	-	\$ -	\$ -	-	\$ -	\$ -	\$ -
April	-	\$ -	\$ -	-	\$ -	\$ -	-	\$ -	\$ -	\$ -
May	-	\$ -	\$ -	-	\$ -	\$ -	-	\$ -	\$ -	\$ -
June	-	\$ -	\$ -	-	\$ -	\$ -	-	\$ -	\$ -	\$ -
July	-	\$ -	\$ -	-	\$ -	\$ -	-	\$ -	\$ -	\$ -
August	-	\$ -	\$ -	-	\$ -	\$ -	-	\$ -	\$ -	\$ -
September	-	\$ -	\$ -	-	\$ -	\$ -	-	\$ -	\$ -	\$ -
October	-	\$ -	\$ -	-	\$ -	\$ -	-	\$ -	\$ -	\$ -
November	-	\$ -	\$ -	-	\$ -	\$ -	-	\$ -	\$ -	\$ -
December	-	\$ -	\$ -	-	\$ -	\$ -	-	\$ -	\$ -	\$ -
Total	-	\$ -	\$ -	-	\$ -	\$ -	-	\$ -	\$ -	\$ -

Essex Powerlines Corporation - Amherstburg, LaSalle, Leamington, Tecumseh

The purpose of this sheet is to calculate the expected billing when current 2014 Uniform Transmission Rates are applied against historical 2013 transmission units.

Add Extra Host Here (II)				Network			Line Connection			Transformation Connection				Total Line						
Month				Units Billed		Rate	Amount		Units Billed		Rate	Amount		Units Billed		Rate	Amount		Amount	
January				-	\$	-	\$	-	-	\$	-	\$	-	\$	-	\$	-	\$	-	
February				-	\$	-	\$	-	-	\$	-	\$	-	\$	-	\$	-	\$	-	
March				-	\$	-	\$	-	-	\$	-	\$	-	\$	-	\$	-	\$	-	
April				-	\$	-	\$	-	-	\$	-	\$	-	\$	-	\$	-	\$	-	
May				-	\$	-	\$	-	-	\$	-	\$	-	\$	-	\$	-	\$	-	
June				-	\$	-	\$	-	-	\$	-	\$	-	\$	-	\$	-	\$	-	
July				-	\$	-	\$	-	-	\$	-	\$	-	\$	-	\$	-	\$	-	
August				-	\$	-	\$	-	-	\$	-	\$	-	\$	-	\$	-	\$	-	
September				-	\$	-	\$	-	-	\$	-	\$	-	\$	-	\$	-	\$	-	
October				-	\$	-	\$	-	-	\$	-	\$	-	\$	-	\$	-	\$	-	
November				-	\$	-	\$	-	-	\$	-	\$	-	\$	-	\$	-	\$	-	
December				-	\$	-	\$	-	-	\$	-	\$	-	\$	-	\$	-	\$	-	
Total				-	\$	-	\$	-	-	\$	-	\$	-	-	\$	-	\$	-	\$	
Total				Network					Line Connection					Transformation Connection					Total Line	
Month				Units Billed		Rate	Amount		Units Billed		Rate	Amount		Units Billed		Rate	Amount		Amount	
January				83,107		\$3.38	\$	280,611	83,107	\$0.72	\$	59,563	41,445	\$1.62	\$	67,141		\$	126,704	
February				74,498		\$3.38	\$	251,542	75,598	\$0.72	\$	54,181	36,508	\$1.62	\$	59,143		\$	113,324	
March				69,219		\$3.38	\$	233,718	71,965	\$0.72	\$	51,577	34,516	\$1.62	\$	55,916		\$	107,493	
April				64,548		\$3.38	\$	217,947	71,791	\$0.72	\$	51,453	31,283	\$1.62	\$	50,679		\$	102,131	
May				95,102		\$3.38	\$	321,111	95,101	\$0.72	\$	68,159	44,945	\$1.62	\$	72,810		\$	140,969	
June				111,472		\$3.38	\$	376,386	113,175	\$0.72	\$	81,113	53,200	\$1.62	\$	86,184		\$	167,297	
July				99,526		\$3.38	\$	336,049	100,107	\$0.72	\$	71,747	32,061	\$1.62	\$	51,939		\$	123,686	
August				103,566		\$3.38	\$	349,690	104,824	\$0.72	\$	75,127	32,191	\$1.62	\$	52,149		\$	127,276	
September				126,843		\$3.38	\$	428,285	127,323	\$0.72	\$	91,253	58,896	\$1.62	\$	95,412		\$	186,665	
October				78,028		\$3.38	\$	263,461	79,580	\$0.72	\$	57,035	35,176	\$1.62	\$	56,986		\$	114,020	
November				83,399		\$3.38	\$	281,597	83,478	\$0.72	\$	59,829	43,807	\$1.62	\$	70,967		\$	130,796	
December				91,399		\$3.38	\$	308,609	91,877	\$0.72	\$	65,848	47,951	\$1.62	\$	77,681		\$	143,529	
Total				1,080,707	\$	3.38	\$	3,649,007	1,097,926	\$	0.72	\$	786,884	491,979	\$	1.62	\$	797,007	\$	1,583,890
Transformer Allowance Credit (if applicable)																		\$	-	
Total including deduction for Transformer Allowance Credit																		\$	1,583,890	



Ontario Energy Board

Incentive Regulation Model for 2015 Filers

Essex Powerlines Corporation - Amherstburg, LaSalle, Leamington, Tecumseh

The purpose of this sheet is to calculate the expected billing when forecasted 2015 Uniform Transmission Rates are applied against historical 2013 transmission units.

IESO	Network			Line Connection			Transformation Connection			Total Line
Month	Units Billed	Rate	Amount	Units Billed	Rate	Amount	Units Billed	Rate	Amount	Amount
January	-	\$ 3.8200	\$ -	-	\$ 0.8200	\$ -	-	\$ 1.9800	\$ -	\$ -
February	-	\$ 3.8200	\$ -	-	\$ 0.8200	\$ -	-	\$ 1.9800	\$ -	\$ -
March	-	\$ 3.8200	\$ -	-	\$ 0.8200	\$ -	-	\$ 1.9800	\$ -	\$ -
April	-	\$ 3.8200	\$ -	-	\$ 0.8200	\$ -	-	\$ 1.9800	\$ -	\$ -
May	-	\$ 3.8200	\$ -	-	\$ 0.8200	\$ -	-	\$ 1.9800	\$ -	\$ -
June	-	\$ 3.8200	\$ -	-	\$ 0.8200	\$ -	-	\$ 1.9800	\$ -	\$ -
July	-	\$ 3.8200	\$ -	-	\$ 0.8200	\$ -	-	\$ 1.9800	\$ -	\$ -
August	-	\$ 3.8200	\$ -	-	\$ 0.8200	\$ -	-	\$ 1.9800	\$ -	\$ -
September	-	\$ 3.8200	\$ -	-	\$ 0.8200	\$ -	-	\$ 1.9800	\$ -	\$ -
October	-	\$ 3.8200	\$ -	-	\$ 0.8200	\$ -	-	\$ 1.9800	\$ -	\$ -
November	-	\$ 3.8200	\$ -	-	\$ 0.8200	\$ -	-	\$ 1.9800	\$ -	\$ -
December	-	\$ 3.8200	\$ -	-	\$ 0.8200	\$ -	-	\$ 1.9800	\$ -	\$ -
Total	-	\$ -	\$ -	-	\$ -	\$ -	-	\$ -	\$ -	\$ -

Hydro One	Network			Line Connection			Transformation Connection			Total Line
Month	Units Billed	Rate	Amount	Units Billed	Rate	Amount	Units Billed	Rate	Amount	Amount
January	83,107	\$ 3.2300	\$ 268,436	83,107	\$ 0.6500	\$ 54,020	41,445	\$ 1.6200	\$ 67,141	\$ 121,160
February	74,498	\$ 3.2300	\$ 240,629	75,598	\$ 0.6500	\$ 49,139	36,508	\$ 1.6200	\$ 59,143	\$ 108,282
March	69,219	\$ 3.2300	\$ 223,577	71,965	\$ 0.6500	\$ 46,777	34,516	\$ 1.6200	\$ 55,916	\$ 102,693
April	64,548	\$ 3.2300	\$ 208,491	71,791	\$ 0.6500	\$ 46,664	31,283	\$ 1.6200	\$ 50,679	\$ 97,343
May	95,102	\$ 3.2300	\$ 307,179	95,101	\$ 0.6500	\$ 61,816	44,945	\$ 1.6200	\$ 72,810	\$ 134,626
June	111,472	\$ 3.2300	\$ 360,055	113,175	\$ 0.6500	\$ 73,564	53,200	\$ 1.6200	\$ 86,184	\$ 159,748
July	99,526	\$ 3.2300	\$ 321,469	100,107	\$ 0.6500	\$ 65,069	32,061	\$ 1.6200	\$ 51,939	\$ 117,008
August	103,566	\$ 3.2300	\$ 334,518	104,824	\$ 0.6500	\$ 68,136	32,191	\$ 1.6200	\$ 52,149	\$ 120,284
September	126,843	\$ 3.2300	\$ 409,703	127,323	\$ 0.6500	\$ 82,760	58,896	\$ 1.6200	\$ 95,412	\$ 178,172
October	78,028	\$ 3.2300	\$ 252,030	79,580	\$ 0.6500	\$ 51,727	35,176	\$ 1.6200	\$ 56,986	\$ 108,712
November	83,399	\$ 3.2300	\$ 269,379	83,478	\$ 0.6500	\$ 54,261	43,807	\$ 1.6200	\$ 70,967	\$ 125,228
December	91,399	\$ 3.2300	\$ 295,219	91,877	\$ 0.6500	\$ 59,720	47,951	\$ 1.6200	\$ 77,681	\$ 137,401
Total	1,080,707	\$ 3.23	\$ 3,490,684	1,097,926	\$ 0.65	\$ 713,652	491,979	\$ 1.62	\$ 797,007	\$ 1,510,659

Add Extra Host Here (I)	Network			Line Connection			Transformation Connection			Total Line
Month	Units Billed	Rate	Amount	Units Billed	Rate	Amount	Units Billed	Rate	Amount	Amount
January	-	\$ -	\$ -	-	\$ -	\$ -	-	\$ -	\$ -	\$ -
February	-	\$ -	\$ -	-	\$ -	\$ -	-	\$ -	\$ -	\$ -
March	-	\$ -	\$ -	-	\$ -	\$ -	-	\$ -	\$ -	\$ -
April	-	\$ -	\$ -	-	\$ -	\$ -	-	\$ -	\$ -	\$ -
May	-	\$ -	\$ -	-	\$ -	\$ -	-	\$ -	\$ -	\$ -
June	-	\$ -	\$ -	-	\$ -	\$ -	-	\$ -	\$ -	\$ -
July	-	\$ -	\$ -	-	\$ -	\$ -	-	\$ -	\$ -	\$ -
August	-	\$ -	\$ -	-	\$ -	\$ -	-	\$ -	\$ -	\$ -
September	-	\$ -	\$ -	-	\$ -	\$ -	-	\$ -	\$ -	\$ -
October	-	\$ -	\$ -	-	\$ -	\$ -	-	\$ -	\$ -	\$ -
November	-	\$ -	\$ -	-	\$ -	\$ -	-	\$ -	\$ -	\$ -
December	-	\$ -	\$ -	-	\$ -	\$ -	-	\$ -	\$ -	\$ -
Total	-	\$ -	\$ -	-	\$ -	\$ -	-	\$ -	\$ -	\$ -

Add Extra Host Here (II)				Network			Line Connection			Transformation Connection			Total Line
Month	Units Billed	Rate	Amount	Units Billed	Rate	Amount	Units Billed	Rate	Amount	Amount			
January	-	\$ -	\$ -	-	\$ -	\$ -	-	\$ -	\$ -	\$ -			
February	-	\$ -	\$ -	-	\$ -	\$ -	-	\$ -	\$ -	\$ -			
March	-	\$ -	\$ -	-	\$ -	\$ -	-	\$ -	\$ -	\$ -			
April	-	\$ -	\$ -	-	\$ -	\$ -	-	\$ -	\$ -	\$ -			
May	-	\$ -	\$ -	-	\$ -	\$ -	-	\$ -	\$ -	\$ -			
June	-	\$ -	\$ -	-	\$ -	\$ -	-	\$ -	\$ -	\$ -			
July	-	\$ -	\$ -	-	\$ -	\$ -	-	\$ -	\$ -	\$ -			
August	-	\$ -	\$ -	-	\$ -	\$ -	-	\$ -	\$ -	\$ -			
September	-	\$ -	\$ -	-	\$ -	\$ -	-	\$ -	\$ -	\$ -			
October	-	\$ -	\$ -	-	\$ -	\$ -	-	\$ -	\$ -	\$ -			
November	-	\$ -	\$ -	-	\$ -	\$ -	-	\$ -	\$ -	\$ -			
December	-	\$ -	\$ -	-	\$ -	\$ -	-	\$ -	\$ -	\$ -			
Total	-	\$ -	\$ -	-	\$ -	\$ -	-	\$ -	\$ -	\$ -			

Total	Network			Line Connection			Transformation Connection			Total Line
Month	Units Billed	Rate	Amount	Units Billed	Rate	Amount	Units Billed	Rate	Amount	Amount
January	83,107	\$ 3.23	\$ 268,436	83,107	\$ 0.65	\$ 54,020	41,445	\$ 1.62	\$ 67,141	\$ 121,160
February	74,498	\$ 3.23	\$ 240,629	75,598	\$ 0.65	\$ 49,139	36,508	\$ 1.62	\$ 59,143	\$ 108,282
March	69,219	\$ 3.23	\$ 223,577	71,965	\$ 0.65	\$ 46,777	34,516	\$ 1.62	\$ 55,916	\$ 102,693
April	64,548	\$ 3.23	\$ 208,491	71,791	\$ 0.65	\$ 46,664	31,283	\$ 1.62	\$ 50,679	\$ 97,343
May	95,102	\$ 3.23	\$ 307,179	95,101	\$ 0.65	\$ 61,816	44,945	\$ 1.62	\$ 72,810	\$ 134,626
June	111,472	\$ 3.23	\$ 360,055	113,175	\$ 0.65	\$ 73,564	53,200	\$ 1.62	\$ 86,184	\$ 159,748
July	99,526	\$ 3.23	\$ 321,469	100,107	\$ 0.65	\$ 65,069	32,061	\$ 1.62	\$ 51,939	\$ 117,008
August	103,566	\$ 3.23	\$ 334,518	104,824	\$ 0.65	\$ 68,136	32,191	\$ 1.62	\$ 52,149	\$ 120,284
September	126,843	\$ 3.23	\$ 409,703	127,323	\$ 0.65	\$ 82,760	58,896	\$ 1.62	\$ 95,412	\$ 178,172
October	78,028	\$ 3.23	\$ 252,030	79,580	\$ 0.65	\$ 51,727	35,176	\$ 1.62	\$ 56,986	\$ 108,712
November	83,399	\$ 3.23	\$ 269,379	83,478	\$ 0.65	\$ 54,261	43,807	\$ 1.62	\$ 70,967	\$ 125,228
December	91,399	\$ 3.23	\$ 295,219	91,877	\$ 0.65	\$ 59,720	47,951	\$ 1.62	\$ 77,681	\$ 137,401
Total	1,080,707	\$ 3.23	\$ 3,490,684	1,097,926	\$ 0.65	\$ 713,652	491,979	\$ 1.62	\$ 797,007	\$ 1,510,659

Transformer Allowance Credit (if applicable)										\$ -
Total including deduction for Transformer Allowance Credit										\$ 1,510,659

ive Regulation Model for 2015 Filers

erlines Corporation - Amherstburg, LaSalle, Leamington, Tecumseh

ent RTS Network Rates to recover current wholesale network costs.

Rate Description	Unit	Current RTSR- Network	Loss Adjusted Billed kWh	Loss Adjusted Billed kW	Billed Amount	Billed Amount %	Current Wholesale Billing	Proposed RTSR Network
Retail Transmission Rate - Network Service Rate	\$/kWh	0.0078	266,804,761	-	2,081,077	51.5%	1,879,887	0.0070
Retail Transmission Rate - Network Service Rate	\$/kWh	0.0068	69,805,439	-	474,677	11.8%	428,787	0.0061
Retail Transmission Rate - Network Service Rate	\$/kW	2.7774	-	144,884	402,401	10.0%	363,498	2.5089
Retail Transmission Rate - Network Service Rate - Interval Metered	\$/kW	3.4214	-	300,461	1,027,997	25.4%	928,615	3.0906
Retail Transmission Rate - Network Service Rate	\$/kW	3.4214	-	-	-	0.0%	-	0.0000
Retail Transmission Rate - Network Service Rate	\$/kWh	0.0068	1,676,523	-	11,400	0.3%	10,298	0.0061
Retail Transmission Rate - Network Service Rate	\$/kW	2.1383	-	903	1,931	0.0%	1,744	1.9316
Retail Transmission Rate - Network Service Rate	\$/kW	2.1084	-	18,995	40,049	1.0%	36,177	1.9046



Ontario Energy Board

Incentive Regulation Model for 2015 Filers

Essex Powerlines Corporation - Amherstburg, LaSalle, Leamington, Tecumseh

The purpose of this sheet is to re-align the current RTS Connection Rates to recover current wholesale connection costs.

Rate Class	Rate Description	Unit	Current RTSR- Connection	Loss Adjusted Billed kWh	Loss Adjusted Billed kW	Billed Amount	Billed Amount %	Current Wholesale Billing	Proposed RTSR Connection
RESIDENTIAL	Retail Transmission Rate - Line and Transformation Connection Service Rate	\$/kWh	0.0037	266,804,760	-	987,178	51.4%	813,454	0.0030
GENERAL SERVICE LESS THAN 50 KW	Retail Transmission Rate - Line and Transformation Connection Service Rate	\$/kWh	0.0035	69,805,439	-	244,319	12.7%	201,324	0.0029
GENERAL SERVICE 50 TO 2,999 KW	Retail Transmission Rate - Line and Transformation Connection Service Rate	\$/kW	1.3887	-	144,884	201,200	10.5%	165,793	1.1443
GENERAL SERVICE 50 TO 2,999 KW	Retail Transmission Rate - Line and Transformation Connection Service Rate - Interval Meter	\$/kW	1.5398	-	300,461	462,650	24.1%	381,233	1.2688
GENERAL SERVICE 3,000 TO 4,999 KW	Retail Transmission Rate - Line and Transformation Connection Service Rate	\$/kW	1.5398	-	-	-	0.0%	-	0.0000
UNMETERED SCATTERED LOAD	Retail Transmission Rate - Line and Transformation Connection Service Rate	\$/kWh	0.0035	1,676,523	-	5,868	0.3%	4,835	0.0029
SENTINEL LIGHTING	Retail Transmission Rate - Line and Transformation Connection Service Rate	\$/kW	1.0586	-	903	956	0.0%	788	0.8723
STREET LIGHTING	Retail Transmission Rate - Line and Transformation Connection Service Rate	\$/kW	1.0518	-	18,995	19,979	1.0%	16,463	0.8667



Ontario Energy Board

Incentive Regulation Model for 2015 Filers

Essex Powerlines Corporation - Amherstburg, LaSalle, Leamington, Tecumseh

The purpose of this sheet is to update the re-align RTS Network Rates to recover forecast wholesale network costs.

Rate Class	Rate Description	Unit	Adjusted RTSR- Network	Loss Adjusted Billed kWh	Loss Adjusted Billed kW	Billed Amount	Billed Amount %	Forecast Wholesale Billing	Proposed RTSR Network
RESIDENTIAL	Retail Transmission Rate - Network Service Rate	\$/kWh	0.0070	266,804,761	-	1,879,887	51.5%	1,798,322	0.0067
GENERAL SERVICE LESS THAN 50 K	Retail Transmission Rate - Network Service Rate	\$/kWh	0.0061	69,805,439	-	428,787	11.8%	410,183	0.0059
GENERAL SERVICE 50 TO 2,999 KW	Retail Transmission Rate - Network Service Rate	\$/kW	2.5089	-	144,884	363,498	10.0%	347,727	2.4000
GENERAL SERVICE 50 TO 2,999 KW	Retail Transmission Rate - Network Service Rate - Interval Metered	\$/kW	3.0906	-	300,461	928,615	25.4%	888,324	2.9565
GENERAL SERVICE 3,000 TO 4,999 K	Retail Transmission Rate - Network Service Rate	\$/kW	0.0000	-	-	-	0.0%	-	0.0000
UNMETERED SCATTERED LOAD	Retail Transmission Rate - Network Service Rate	\$/kWh	0.0061	1,676,523	-	10,298	0.3%	9,851	0.0059
SENTINEL LIGHTING	Retail Transmission Rate - Network Service Rate	\$/kW	1.9316	-	903	1,744	0.0%	1,669	1.8478
STREET LIGHTING	Retail Transmission Rate - Network Service Rate	\$/kW	1.9046	-	18,995	36,177	1.0%	34,608	1.8219



Ontario Energy Board

Incentive Regulation Model for 2015 Filers

Essex Powerlines Corporation - Amherstburg, LaSalle, Leamington, Tecumseh

The purpose of this sheet is to update the re-aligned RTS Connection Rates to recover forecast wholesale connection costs.

Rate Class	Rate Description	Unit	Adjusted RTSR- Connection	Loss Adjusted Billed kWh	Loss Adjusted Billed kW	Billed Amount	Billed Amount %	Forecast Wholesale Billing	Proposed RTSR Connection
RESIDENTIAL	Retail Transmission Rate - Line and Transformation Connection Service \$/kWh		0.0030	266,804,760	-	813,454	51.4%	775,844	0.0029
GENERAL SERVICE LESS THAN 50 KW	Retail Transmission Rate - Line and Transformation Connection Service \$/kWh		0.0029	69,805,439	-	201,324	12.7%	192,016	0.0028
GENERAL SERVICE 50 TO 2,999 KW	Retail Transmission Rate - Line and Transformation Connection Service \$/kW		1.1443	-	144,884	165,793	10.5%	158,128	1.0914
GENERAL SERVICE 50 TO 2,999 KW	Retail Transmission Rate - Line and Transformation Connection Service \$/kW		1.2688	-	300,461	381,233	24.1%	363,606	1.2102
GENERAL SERVICE 3,000 TO 4,999 KW	Retail Transmission Rate - Line and Transformation Connection Service \$/kW		0.0000	-	-	-	0.0%	-	0.0000
UNMETERED SCATTERED LOAD	Retail Transmission Rate - Line and Transformation Connection Service \$/kWh		0.0029	1,676,523	-	4,835	0.3%	4,612	0.0028
SENTINEL LIGHTING	Retail Transmission Rate - Line and Transformation Connection Service \$/kW		0.8723	-	903	788	0.0%	751	0.8320
STREET LIGHTING	Retail Transmission Rate - Line and Transformation Connection Service \$/kW		0.8667	-	18,995	16,463	1.0%	15,702	0.8266

Incentive Regulation Model for 2015 Filers

Essex Powerlines Corporation - Amherstburg, LaSalle, Leamington, Tecumseh

This sheet lists proposed RTSRs for all classes. No input required.

Rate Class	Rate Description	Unit	Proposed Retail Transmission Rate
RESIDENTIAL	Retail Transmission Rate - Network Service Rate	\$/kWh	0.0067
RESIDENTIAL	Retail Transmission Rate - Line and Transformation Connection Service Rate	\$/kWh	0.0029
GENERAL SERVICE LESS THAN 50 KW	Retail Transmission Rate - Network Service Rate	\$/kWh	0.0059
GENERAL SERVICE LESS THAN 50 KW	Retail Transmission Rate - Line and Transformation Connection Service Rate	\$/kWh	0.0028
GENERAL SERVICE 50 TO 2,999 KW	Retail Transmission Rate - Network Service Rate	\$/kW	2.4000
GENERAL SERVICE 50 TO 2,999 KW	Retail Transmission Rate - Line and Transformation Connection Service Rate	\$/kW	1.0914
GENERAL SERVICE 50 TO 2,999 KW	Retail Transmission Rate - Network Service Rate - Interval Metered	\$/kW	2.9565
GENERAL SERVICE 50 TO 2,999 KW	Retail Transmission Rate - Line and Transformation Connection Service Rate - Interval Metered	\$/kW	1.2102
GENERAL SERVICE 3,000 TO 4,999 KW	Retail Transmission Rate - Network Service Rate	\$/kW	0.0000
GENERAL SERVICE 3,000 TO 4,999 KW	Retail Transmission Rate - Line and Transformation Connection Service Rate	\$/kW	0.0000
UNMETERED SCATTERED LOAD	Retail Transmission Rate - Network Service Rate	\$/kWh	0.0059
UNMETERED SCATTERED LOAD	Retail Transmission Rate - Line and Transformation Connection Service Rate	\$/kWh	0.0028
SENTINEL LIGHTING	Retail Transmission Rate - Network Service Rate	\$/kW	1.8478
SENTINEL LIGHTING	Retail Transmission Rate - Line and Transformation Connection Service Rate	\$/kW	0.8320
STREET LIGHTING	Retail Transmission Rate - Network Service Rate	\$/kW	1.8219
STREET LIGHTING	Retail Transmission Rate - Line and Transformation Connection Service Rate	\$/kW	0.8266



Ontario Energy Board

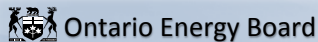
Incentive Regulation Model for 2015 Filers

Essex Powerlines Corporation - Amherstburg, LaSalle, Leamington, Tecumseh

If applicable, please enter any adjustments related to the revenue to cost ratio model into columns C and E. The Price Escalator and Stretch Factor have been set at the 2014 values and will be updated by Board staff at a later date.

Price Escalator	1.60%	Choose Stretch Factor Group	II
Productivity Factor	0.00%	Associated Stretch Factor Value	0.15%
Price Cap Index	1.45%		

Rate Class	Current MFC	MFC Adjustment from R/C Model	Current Volumetric Charge	DVR Adjustment from R/C Model	Price Cap Index to be Applied to MFC and DVR	Proposed MFC	Proposed Volumetric Charge
RESIDENTIAL	12.94		0.0152		1.45%	13.13	0.0154
GENERAL SERVICE LESS THAN 50 KW	33.87		0.0116		1.45%	34.36	0.0118
GENERAL SERVICE 50 TO 2,999 KW	224.32		2.1306		1.45%	227.57	2.1615
GENERAL SERVICE 3,000 TO 4,999 KW	1473.70		1.3666		1.45%	1495.07	1.3864
UNMETERED SCATTERED LOAD	9.19		0.0286		1.45%	9.32	0.0290
SENTINEL LIGHTING	3.29		9.4397		1.45%	3.34	9.5766
STREET LIGHTING	3.18		8.6188		1.45%	3.23	8.7438
microFIT	5.40					5.40	



Essex Powerlines Corporation - Amherstburg, LaSalle, Leamington, Tecumseh

UNIT	RATE
------	------

Transformer Allowance for Ownership - per kW of billing demand/month

Primary Metering Allowance for transformer losses – applied to measured demand and energy

APPLICATION

No charges to meet the costs of any work or service done or furnished for the purpose of the distribution of electricity shall be made except as permitted by this schedule, unless required by the Distributor's Licence or a Code or Order of the Board, and amendments thereto as approved by the Board, or as specified herein.

Customer Administration

Meter dispute charge plus Measurement Canada fees (if meter found correct)

Non-Payment of Account

RETAIL SERVICE CHARGES (if applicable)

The application of these rates and charges shall be in accordance with the Licence of the Distributor and any Code or Order of the Board, and amendments thereto as approved by the Board, which may be applicable to the administration of this schedule.

No rates and charges for the distribution of electricity and charges to meet the costs of any work or service done or furnished for the purpose of the distribution of electricity shall be made except as permitted by this schedule, unless required by the Distributor's Licence or a Code or Order of the Board, and amendments thereto as approved by the Board, or as specified herein.

Unless specifically noted, this schedule does not contain any charges for the electricity commodity, be it under the Regulated Price Plan, a contract with a retailer or the wholesale market price, as applicable.

It should be noted that this schedule does not list any charges, assessments, or credits that are required by law to be invoiced by a distributor and that are not subject to Board approval, such as the Debt Retirement Charge, the Global Adjustment, the Ontario Clean Energy Benefit and the HST.

Retail Service Charges refer to services provided by a distributor to retailers or customers related to the supply of competitive electricity.

One-time charge, per retailer, to establish the service agreement between the distributor and the retailer	\$	100.00
Monthly Fixed Charge, per retailer	\$	20.00
Monthly Variable Charge, per customer, per retailer	\$/cust.	0.50
Distributor-consolidated billing monthly charge, per customer, per retailer	\$/cust.	0.30
Retailer-consolidated billing monthly credit, per customer, per retailer	\$/cust.	(0.30)
Service Transaction Requests (STR)		
Request fee, per request, applied to the requesting party	\$	0.25
Processing fee, per request, applied to the requesting party	\$	0.50
Request for customer information as outlined in Section 10.6.3 and Chapter 11 of the Retail Settlement Code directly to retailers and customers, if not delivered electronically through the Electronic Business Transaction (EBT) system, applied to the requesting party		
Up to twice a year	\$	no charge
More than twice a year, per request (plus incremental delivery costs)	\$	2.00

LOSS FACTORS

If the distributor is not capable of prorating changed loss factors jointly with distribution rates, the revised loss factors will be implemented upon the first subsequent billing for each billing cycle.

Total Loss Factor – Secondary Metered Customer < 5,000 kW	1.0602
Total Loss Factor – Primary Metered Customer < 5,000 kW	1.0496



Ontario Energy Board

Incentive Regulation Model for 2015 Filers

Essex Powerlines Corporation - Amherstburg, LaSalle, Leamington, Tecumseh

In the Green Cells below, enter any proposed rate riders that are not already included in this model (e.g: ICM rate riders).

In column B, the rate rider descriptions must begin with **"Rate Rider for"**.

In column C, choose the associated unit from the drop-down menu.

In column D, enter the rate. All rate riders with a "\$" unit will be rounded to 2 decimal places and all others will be rounded to 4 decimal places.

Essex Powerlines Corporation

TARIFF OF RATES AND CHARGES

Effective and Implementation Date May 01, 2015

**This schedule supersedes and replaces all previously
approved schedules of Rates, Charges and Loss Factors**

EB-2014-0072

RESIDENTIAL SERVICE CLASSIFICATION

This classification refers to an account taking electricity at 750 volts or less where the electricity is used exclusively in a separately metered living accommodation. Customers shall be residing in single-dwelling units that consist of a detached house or one unit of a semi-detached, duplex, triplex or quadruplex house, with a residential zoning. Separately metered dwellings within a town house complex or apartments building also qualify as residential customers. Further servicing details are available in the distributor's Conditions of Service.

APPLICATION

The application of these rates and charges shall be in accordance with the Licence of the Distributor and any Code or Order of the Board, and amendments thereto as approved by the Board, which may be applicable to the administration of this schedule.

No rates and charges for the distribution of electricity and charges to meet the costs of any work or service done or furnished for the purpose of the distribution of electricity shall be made except as permitted by this schedule, unless required by the Distributor's License or a Code or Order of the Board, and amendments thereto as approved by the board, or as specified herein.

Unless specifically noted, this schedule does not contain any charges for electricity commodity, be it under the Regulated Price Plan, a contract with a retailer or the wholesale market price, as applicable. In addition, the charges in the MONTHLY RATES AND CHARGES - Regulatory Component of this schedule do not apply to a customer that is embedded wholesale market participant.

It should be noted that this schedule does not list any charges, assessments or credits that are required by law to be invoiced by a distributor and that are not subject to Board approval, such as the Debt Retirement Charge, the Global Adjustment, the Ontario Clean Energy Benefit and the HST.

MONTHLY RATES AND CHARGES - Delivery Component

Service Charge	\$	13.13
Rate Rider for Smart Metering Entity Charge - effective until October 31, 2018	\$	0.79
Distribution Volumetric Rate	\$/kWh	0.0154
Low Voltage Service Rate	\$/kWh	0.0010
Rate Rider for Tax Change (2015) - effective until April 29, 2016	\$/kWh	(0.0002)
Rate Rider for Disposition of Deferral/Variance Accounts (2015) - effective until April 30, 2016	\$/kWh	(0.0179)
Rate Rider for Disposition of Global Adjustment Account (2015) - effective until April 30, 2016		
Applicable only for Non RPP Customers	\$/kWh	0.0427
Retail Transmission Rate - Network Service Rate	\$/kWh	0.0067
Retail Transmission Rate - Line and Transformation Connection Service Rate	\$/kWh	0.0029

MONTHLY RATES AND CHARGES - Regulatory Component

Wholesale Market Service Rate	\$/kWh	0.0044
Rural or Remote Electricity Rate Protection Charge (RRRP)	\$/kWh	0.0013
Standard Supply Service - Administrative Charge (if applicable)	\$	0.25

Essex Powerlines Corporation

TARIFF OF RATES AND CHARGES

Effective and Implementation Date May 01, 2015

**This schedule supersedes and replaces all previously
approved schedules of Rates, Charges and Loss Factors**

EB-2014-0072

GENERAL SERVICE LESS THAN 50 KW SERVICE CLASSIFICATION

This classification refers to a non residential account taking electricity at 750 volts or less whose average monthly maximum demand is less than, or is forecast to be less than, 50kW. Further servicing details are available in the distributor's Conditions of Service.

APPLICATION

The application of these rates and charges shall be in accordance with the Licence of the Distributor and any Code or Order of the Board, and amendments thereto as approved by the Board, which may be applicable to the administration of this schedule.

No rates and charges for the distribution of electricity and charges to meet the costs of any work or services done or furnished for the purpose of the distribution of electricity shall be made except as permitted by this schedule, unless required by the Distributor's Licence or a Code or Order of the Board, and amendments thereto as approved by the Board, or as specified herein.

Unless specifically noted, this schedule does not contain any charges for the electricity commodity, be it under the Regulated Price Plan, a contract with a retailer or the wholesale market price, as applicable. In addition, the charges in the MONTHLY RATES AND CHARGES - Regulatory Component of this schedule do not apply to a customer that is an embedded wholesale market participant.

It should be noted that this schedule does not list any charges, assessments or credits that are required by law to be invoiced by a distributor and that are not subject to Board approval, such as the Debt Retirement Charge, the Global Adjustment, the Ontario Clean Energy Benefit and the HST.

MONTHLY RATES AND CHARGES - Delivery Component

Service Charge	\$	34.36
Rate Rider for Smart Metering Entity Charge - effective until October 31, 2018	\$	0.79
Distribution Volumetric Rate	\$/kWh	0.0118
Low Voltage Service Rate	\$/kWh	0.0010
Rate Rider for Tax Change (2015) - effective until April 29, 2016	\$/kWh	(0.0001)
Rate Rider for Disposition of Deferral/Variance Accounts (2015) - effective until April 30, 2016	\$/kWh	(0.0181)
Rate Rider for Disposition of Global Adjustment Account (2015) - effective until April 30, 2016		
Applicable only for Non RPP Customers	\$/kWh	0.0427
Retail Transmission Rate - Network Service Rate	\$/kWh	0.0059
Retail Transmission Rate - Line and Transformation Connection Service Rate	\$/kWh	0.0028

MONTHLY RATES AND CHARGES - Regulatory Component

Wholesale Market Service Rate	\$/kWh	0.0044
Rural or Remote Electricity Rate Protection Charge (RRRP)	\$/kWh	0.0013
Standard Supply Service - Administrative Charge (if applicable)	\$	0.25

Essex Powerlines Corporation

TARIFF OF RATES AND CHARGES

Effective and Implementation Date May 01, 2015

**This schedule supersedes and replaces all previously
approved schedules of Rates, Charges and Loss Factors**

EB-2014-0072

GENERAL SERVICE 50 TO 2,999 KW SERVICE CLASSIFICATION

This classification refers to a non residential account whose monthly average peak demand is equal to or greater than, or is forecast to be equal to or greater than, 50 kW but less than 3,000 kW. Further servicing details are available in the distributor's Conditions of Service.

APPLICATION

The application of these rates and charges shall be in accordance with the Licence of the Distributor and any Code or Order of the Board, and amendments thereto as approved by the Board, which may be applicable to the administration of this schedule.

No rates and charges for the distribution of electricity and charges to meet the costs of any work or service done or furnished for the purpose of the distribution of electricity shall be made except as permitted by this schedule, unless required by the Distributor's Licence or a Code of Order of the Board, and amendments thereto as approved by the Board, or as specified herein.

Unless specifically noted, this schedule does not contain any charges for the electricity commodity, be it under the Regulated Price Plan, a contract with a retailer or the wholesale market price, as applicable. In addition, the charges in the MONTHLY RATES AND CHARGES - Regulatory Components of this schedule do not apply to a customer that is an embedded wholesale market participant.

It should be noted that this schedule does not list any charges, assessments or credits that are required by law to be invoiced by a distributor and that are not subject to Board approval, such as the Debt Retirement Charge, the Global Adjustment, the Ontario Clean Energy Benefit and the HST.

MONTHLY RATES AND CHARGES - Delivery Component

Service Charge	\$	227.57
Distribution Volumetric Rate	\$/kW	2.1615
Low Voltage Service Rate	\$/kW	0.3506
Rate Rider for Tax Change (2015) - effective until April 29, 2016	\$/kW	(0.0330)
Rate Rider for Disposition of Deferral/Variance Accounts (2015) - effective until April 30, 2016	\$/kW	(6.9186)
Rate Rider for Disposition of Global Adjustment Account (2015) - effective until April 30, 2016		
Applicable only for Non RPP Customers	\$/kW	16.3067
Retail Transmission Rate - Network Service Rate	\$/kW	2.4000
Retail Transmission Rate - Line and Transformation Connection Service Rate	\$/kW	1.0914
Retail Transmission Rate - Network Service Rate - Interval Metered	\$/kW	2.9565
Retail Transmission Rate - Line and Transformation Connection Service Rate - Interval Metered	\$/kW	1.2102

MONTHLY RATES AND CHARGES - Regulatory Component

Wholesale Market Service Rate	\$/kWh	0.0044
Rural or Remote Electricity Rate Protection Charge (RRRP)	\$/kWh	0.0013
Standard Supply Service - Administrative Charge (if applicable)	\$	0.25

Essex Powerlines Corporation

TARIFF OF RATES AND CHARGES

Effective and Implementation Date May 01, 2015

**This schedule supersedes and replaces all previously
approved schedules of Rates, Charges and Loss Factors**

EB-2014-0072

GENERAL SERVICE 3,000 TO 4,999 KW SERVICE CLASSIFICATION

This classification refers to a non residential account whose monthly average peak demand is equal to or greater than, or is forecast to be equal to or greater than 3,000 kW but less than 5,000 kW. Further servicing details are available in the distributor's Conditions of Service.

APPLICATION

The application of these rates and charges shall be in accordance with the Licence of the Distributor and any Code or Order of the Board, and amendments thereto as approved by the Board, which may be applicable to the administration of this schedule.

No rates and charges for the distribution of electricity and charges to meet the costs of any work or service done or furnished for the purpose of the distribution of electricity shall be made except as permitted by this schedule, unless required by the Distributor's Licence or a Code or Order of the Board, and amendments thereto as approved by the Board, or as specified herein.

Unless specifically noted, this schedule does not contain any charges for the electricity commodity, be it under the Regulated Price Plan, a contract with a retailer or the wholesale market price, as applicable. In addition, the charges in the MONTHLY RATES AND CHARGES - Regulatory Components of this schedule do not apply to a customer that is an embedded wholesale market participant.

It should be noted that this schedule does not list any charges, assessments or credits that are required by law to be invoiced by a distributor and that are not subject to Board approval, such as the Debt Retirement Charge, the Global Adjustment, the Ontario Clean Energy Benefit and the HST.

MONTHLY RATES AND CHARGES - Delivery Component

Service Charge	\$	1,495.07
Distribution Volumetric Rate	\$/kW	1.3864
Low Voltage Service Rate	\$/kW	0.4094
Retail Transmission Rate - Network Service Rate	\$/kW	0.0000
Retail Transmission Rate - Line and Transformation Connection Service Rate	\$/kW	0.0000

MONTHLY RATES AND CHARGES - Regulatory Component

Wholesale Market Service Rate	\$/kWh	0.0044
Rural or Remote Electricity Rate Protection Charge (RRRP)	\$/kWh	0.0013
Standard Supply Service - Administrative Charge (if applicable)	\$	0.25

Essex Powerlines Corporation

TARIFF OF RATES AND CHARGES

Effective and Implementation Date May 01, 2015

**This schedule supersedes and replaces all previously
approved schedules of Rates, Charges and Loss Factors**

EB-2014-0072

UNMETERED SCATTERED LOAD SERVICE CLASSIFICATION

This classification refers to an account whose monthly average peak demand is less than, or is forecaste to be less than, 50 kW and the consumption is unmetered. Such connections include cable TV power packs, bus shelters, telephone booths, traffic lights, railway crossings, etc. The customer will provide detailed manufacturer information/documentation with regard to electrical consumption of the proposed unmetered load. Further servicing details are available in the distributor's Conditions of Service.

APPLICATION

The application of these rates and charges shall be in accordance with the Licence of the Distributor and any Code or Order of the Board, and amends thereto as approved by the Board, which may be applicable to the administration of this

No rates and charges for the distribution of electricity and charges to meet the costs of any work or service done or furnished for the purpose of the distribution of electricity shall be made except as permitted by this schedule, unless required by the Distributor's Licence or a Code or Order of the Board, and amendments thereto as approved by the Board, or as specified herein.

Unless specifically noted, this schedule does not contain any charges for the electricity commodity, be it under the Regulated Price Plan, a contract with a retailer or the wholesale market price, as applicable. In addition, the charges in the MONTHLY RATES AND CHARGES - Regulatory Components of this schedule do not apply to a customer that is embedded wholesale market participant.

It should be noted that this schedule does not list any charges, assessments or credits that are required by law to be invoiced by a distributor and that are not subject to Board approval, such as the Debt Retirement Charge, the Global Adjustment, the Ontario Clean Energy Benefit and the HST.

MONTHLY RATES AND CHARGES - Delivery Component

Service Charge (per connection)	\$	9.32
Distribution Volumetric Rate	\$/kWh	0.0290
Low Voltage Service Rate	\$/kWh	0.0010
Rate Rider for Tax Change (2015) - effective until April 29, 2016	\$/kWh	(0.0003)
Rate Rider for Disposition of Deferral/Variance Accounts (2015) - effective until April 30, 2016	\$/kWh	(0.0181)
Rate Rider for Disposition of Global Adjustment Account (2015) - effective until April 30, 2016		
Applicable only for Non RPP Customers	\$/kWh	0.0427
Retail Transmission Rate - Network Service Rate	\$/kWh	0.0059
Retail Transmission Rate - Line and Transformation Connection Service Rate	\$/kWh	0.0028

MONTHLY RATES AND CHARGES - Regulatory Component

Wholesale Market Service Rate	\$/kWh	0.0044
Rural or Remote Electricity Rate Protection Charge (RRRP)	\$/kWh	0.0013
Standard Supply Service - Administrative Charge (if applicable)	\$	0.25

Essex Powerlines Corporation

TARIFF OF RATES AND CHARGES

Effective and Implementation Date May 01, 2015

**This schedule supersedes and replaces all previously
approved schedules of Rates, Charges and Loss Factors**

EB-2014-0072

SENTINEL LIGHTING SERVICE CLASSIFICATION

This classification refers to accounts that are an unmetered lighting load supplied to a sentinel light. Further servicing details are available in the distributor's Conditions of Service.

APPLICATION

The application of these rates and charges shall be in accordance with the Licence of the Distributor and any Code or Order of the Board, and amendments thereto as approved by Board, which may be applicable to the administration of this schedule.

No rates and charges for the distribution of electricity and charges to meet the costs of any work or service done or furnished for the purpose of the distribution of electricity shall be made except as permitted by this schedule, unless required by the Distributor's Licence or a Code or Order of the Board, and amendments thereto as approved by the Board, or as specified herein.

Unless specifically noted, this schedule does not contain any charges for the electricity commodity, be it under the Regulated Price Plan, a contract with a retailer or the wholesale market price, as applicable. In addition, the charges in the MONTHLY RATES AND CHARGES - Regulatory Components of this schedule do not apply to a customer that is an embedded wholesale market participant.

It should be noted that this schedule does not list any charges, assessments or credits that are required by law to be invoiced by a distributor and that are not subject to Board approval, such as the Debt Retirement Charge, the Global Adjustment, the Ontario Clean Energy Benefit and the HST.

MONTHLY RATES AND CHARGES - Delivery Component

Service Charge (per connection)	\$	3.34
Distribution Volumetric Rate	\$/kW	9.5766
Low Voltage Service Rate	\$/kW	0.2816
Rate Rider for Tax Change (2015) - effective until April 29, 2016	\$/kW	(0.0671)
Rate Rider for Disposition of Deferral/Variance Accounts (2015) - effective until April 30, 2016	\$/kW	(6.4891)
Rate Rider for Disposition of Global Adjustment Account (2015) - effective until April 30, 2016		
Applicable only for Non RPP Customers	\$/kW	15.2946
Retail Transmission Rate - Network Service Rate	\$/kW	1.8478
Retail Transmission Rate - Line and Transformation Connection Service Rate	\$/kW	0.8320

MONTHLY RATES AND CHARGES - Regulatory Component

Wholesale Market Service Rate	\$/kWh	0.0044
Rural or Remote Electricity Rate Protection Charge (RRRP)	\$/kWh	0.0013
Standard Supply Service - Administrative Charge (if applicable)	\$	0.25

Essex Powerlines Corporation

TARIFF OF RATES AND CHARGES

Effective and Implementation Date May 01, 2015

This schedule supersedes and replaces all previously approved schedules of Rates, Charges and Loss Factors

EB-2014-0072

STREET LIGHTING SERVICE CLASSIFICATION

This classification refers to an account for roadway lighting with a Municipality, Regional Municipality, Ministry of Transportation and private roadway lighting operation, controlled by photo cells. The consumption for these customers will be based on the calculated connected load times the required lighting times established in the approved OEB street lighting load shape template. Further servicing details are available in the distributor's Conditions of Service.

APPLICATION

The application of these rates and charges shall be in accordance with the Licence of the Distributor and any Code or Order of the Board, and amendments thereto as approved by the Board, which may be applicable to the administration of this schedule.

No rates and charges for the distribution of electricity and charges to meet the costs of any work or services done or furnished for the purpose of the distribution of electricity shall be made except as permitted by this schedule, unless required by the Distributor's Licence or a Code or Order of the Board, and amendments thereto as approved by the Board, or as specified herein.

Unless specifically noted, this schedule does not contain any charges for this electricity commodity, be it under the Regulated Price Plan, a contract with a retailer or the wholesale market price, as applicable. In addition, the charges in the MONTHLY RAES AND CHARGES - Regulatory Components of this schedule do not apply to a customer that is an embedded wholesale market participant.

It should be noted that this schedule does not list any charges, assessments or credits that are required by law to be invoiced by a distributor and that are not subject to Board approval, such as the Debt Retirement Charge, the Global Adjustment, the Ontario Clean Energy Benefit and the HST.

MONTHLY RATES AND CHARGES - Delivery Component

Service Charge (per connection)	\$	3.23
Distribution Volumetric Rate	\$/kW	8.7438
Low Voltage Service Rate	\$/kW	0.2798
Rate Rider for Tax Change (2015) - effective until April 29, 2016	\$/kW	(0.0544)
Rate Rider for Disposition of Deferral/Variance Accounts (2015) - effective until April 30, 2016	\$/kW	(5.9711)
Rate Rider for Disposition of Global Adjustment Account (2015) - effective until April 30, 2016		
Applicable only for Non RPP Customers	\$/kW	14.0736
Retail Transmission Rate - Network Service Rate	\$/kW	1.8219
Retail Transmission Rate - Line and Transformation Connection Service Rate	\$/kW	0.8266

MONTHLY RATES AND CHARGES - Regulatory Component

Wholesale Market Service Rate	\$/kWh	0.0044
Rural or Remote Electricity Rate Protection Charge (RRRP)	\$/kWh	0.0013
Standard Supply Service - Administrative Charge (if applicable)	\$	0.25

Essex Powerlines Corporation

TARIFF OF RATES AND CHARGES

Effective and Implementation Date May 01, 2015

**This schedule supersedes and replaces all previously
approved schedules of Rates, Charges and Loss Factors**

EB-2014-0072

MICROFIT SERVICE CLASSIFICATION

This classification applies to an electricity generation facility contracted under the Ontario Power Authority's microFIT program and connected to the distributor's distribution system. Further servicing details are available in the distributor's Condition of Service.

APPLICATION

The application of these rates and charges shall be in accordance with the Licence of the Distributor and any Code or Order of the Board, and amendments thereto as approved by the Board, which may be applicable to the administration of this schedule.

No rates and charges for the distribution of electricity and charges to meet the costs of any work or service done or furnished for the purpose of the distribution of electricity shall be made except as permitted by this schedule, unless required by the Distributor's Licence or a Code or Order of the Board, and amendments thereto as approved by the Board, or as specified herein.

Unless specifically noted, this schedule does not contain any charges for the electricity commodity, be it under the Regulated Price Plan, a contract with a retailer or the wholesale market price, as applicable.

It should be noted that this schedule does not list any charges, assessments or credits that are required by law to be invoiced by a distributor and that are not subject to Board approval, such as the Debt Retirement Charge, the Global Adjustment, the Ontario Clean Energy Benefit and HST.

MONTHLY RATES AND CHARGES - Delivery Component

Service Charge	\$	5.40
----------------	----	------

Essex Powerlines Corporation

TARIFF OF RATES AND CHARGES

Effective and Implementation Date May 01, 2015

This schedule supersedes and replaces all previously approved schedules of Rates, Charges and Loss Factors

EB-2014-0072

ALLOWANCES

Transformer Allowance for Ownership - per kW of billing demand/month	\$/kW	(0.60)
Primary Metering Allowance for transformer losses – applied to measured demand and energy	%	(1.00)

SPECIFIC SERVICE CHARGES

The application of these rates and charges shall be in accordance with the Licence of the Distributor and any Code or Order of the Board, and amendments thereto as approved by the Board, which may be applicable to the administration of this schedule.

No charges to meet the costs of any work or service done or furnished for the purpose of the distribution of electricity shall be made except as permitted by this schedule, unless required by the Distributor's Licence or a Code or Order of the Board, and amendments thereto as approved by the Board, or as specified herein.

It should be noted that this schedule does not list any charges, assessments, or credits that are required by law to be invoiced by a distributor and that are not subject to Board approval, such as the Debt Retirement Charge, the Global Adjustment, the Ontario Clean Energy Benefit and the HST.

Customer Administration

Arrears certificate	\$	15.00
Statement of Account	\$	15.00
Duplicate Invoices for previous billing	\$	15.00
Request for other billing information	\$	15.00
Easement Letter	\$	15.00
Income Tax Letter	\$	15.00
Account History	\$	15.00
Returned cheque (plus bank charges)	\$	15.00
Legal letter charge	\$	15.00
Account set up charge/change of occupancy charge (plus credit agency costs if applicable)	\$	30.00
Special meter reads	\$	30.00
Meter dispute charge plus Measurement Canada fees (if meter found correct)	\$	30.00

Non-Payment of Account

Late Payment – per month	%	1.5000
Late Payment – per annum	%	19.5600
Collection of account charge – no disconnection	\$	30.00
Collection of account charge – no disconnection – after regular hours	\$	165.00
Disconnect/Reconnect Charge – At Meter – During Regular Hours	\$	65.00
Disconnect/Reconnect Charge – At Meter – After Hours	\$	185.00
Disconnect/Reconnect at pole – during regular hours	\$	185.00
Disconnect/Reconnect at pole – after regular hours	\$	415.00
Install/Remove load control device – during regular hours	\$	65.00
Install/Remove load control device – after regular hours	\$	185.00
Service call – customer owned equipment	\$	30.00
Service call – after regular hours	\$	165.00
Temporary service install & remove – overhead – no transformer	\$	500.00
Temporary Service Install & Remove – Underground – No Transformer	\$	300.00
Temporary Service – Install & remove – overhead – with transformer	\$	1,000.00
Specific Charge for Access to the Power Poles - \$/pole/year	\$	22.35

Essex Powerlines Corporation

TARIFF OF RATES AND CHARGES

Effective and Implementation Date May 01, 2015

**This schedule supersedes and replaces all previously
approved schedules of Rates, Charges and Loss Factors**

EB-2014-0072

RETAIL SERVICE CHARGES (if applicable)

The application of these rates and charges shall be in accordance with the Licence of the Distributor and any Code or Order of the Board, and amendments thereto as approved by the Board, which may be applicable to the administration of this schedule.

No rates and charges for the distribution of electricity and charges to meet the costs of any work or service done or furnished for the purpose of the distribution of electricity shall be made except as permitted by this schedule, unless required by the Distributor's Licence or a Code or Order of the Board, and amendments thereto as approved by the Board, or as specified herein.

Unless specifically noted, this schedule does not contain any charges for the electricity commodity, be it under the Regulated Price Plan, a contract with a retailer or the wholesale market price, as applicable.

It should be noted that this schedule does not list any charges, assessments, or credits that are required by law to be invoiced by a distributor and that are not subject to Board approval, such as the Debt Retirement Charge, the Global Adjustment, the Ontario Clean Energy Benefit and the HST.

Retail Service Charges refer to services provided by a distributor to retailers or customers related to the supply of competitive electricity.

One-time charge, per retailer, to establish the service agreement between the distributor and the retailer	\$	100.00
Monthly Fixed Charge, per retailer	\$	20.00
Monthly Variable Charge, per customer, per retailer	\$/cust.	0.50
Distributor-consolidated billing monthly charge, per customer, per retailer	\$/cust.	0.30
Retailer-consolidated billing monthly credit, per customer, per retailer	\$/cust.	(0.30)
Service Transaction Requests (STR)		
Request fee, per request, applied to the requesting party	\$	0.25
Processing fee, per request, applied to the requesting party	\$	0.50
Request for customer information as outlined in Section 10.6.3 and Chapter 11 of the Retail Settlement Code directly to retailers and customers, if not delivered electronically through the Electronic Business Transaction (EBT) system, applied to the requesting party		
Up to twice a year	\$	no charge
More than twice a year, per request (plus incremental delivery costs)	\$	2.00

LOSS FACTORS

If the distributor is not capable of prorating changed loss factors jointly with distribution rates, the revised loss factors will be implemented upon the first subsequent billing for each billing cycle.

Total Loss Factor – Secondary Metered Customer < 5,000 kW	1.0602
Total Loss Factor – Primary Metered Customer < 5,000 kW	1.0496