



**Ontario Energy Board
Commission de l'énergie de l'Ontario**

DECISION AND INTERIM ORDER

EB-2017-0092

ENBRIDGE GAS DISTRIBUTION INC.

**Application for quarterly rate adjustment mechanism commencing
April 1, 2017**

By Delegation, before: Pascale Duguay

March 23, 2017

INTRODUCTION AND PROCESS

Enbridge Gas Distribution Inc. (Enbridge) filed an application with the Ontario Energy Board (OEB) dated March 10, 2017 for an order approving or fixing rates for the sale, distribution, transmission, and storage of gas effective April 1, 2017 (the application).

The application was made pursuant to section 36(1) of the *Ontario Energy Board Act, 1998* and in accordance with the Quarterly Rate Adjustment Mechanism (QRAM), established by the OEB in the Generic QRAM proceeding,¹ for dealing with changes in gas costs.

Enbridge provided written evidence in support of the proposed changes outlined in the application and served all intervenors of record in Enbridge's 2017 rates proceeding.²

The OEB received comments on the application from the Canadian Manufacturers and Exporters (CME) and the Industrial Gas Users Association (IGUA). CME and IGUA submitted that the application was made in accordance with the QRAM methodology established by the OEB and neither party raised any concerns. CME and IGUA applied for recovery of their costs with respect to their examination of the application.

OEB FINDINGS

I approve the application as filed. The rates will be established on an interim basis until such time as the OEB approves Enbridge's cap-and-trade related charges on a final basis.

Enbridge rates will be adjusted effective April 1, 2017 to reflect the new utility price of \$181.547/10³m³ (\$4.817/GJ @ 37.69 MJ/m³). The price is an increase from the current utility price of \$181.199/10³m³ (\$4.808/GJ @ 37.69 MJ/m³). The new utility price is based on a forecast of natural gas market prices over the next 12 months and associated transportation-related costs. The slight increase in the new utility price reflects lower costs for gas purchases offset by higher transportation costs. The new utility price will also be used in determining the amounts to be recorded in Enbridge's 2017 Purchased Gas Variance Account (PGVA) for the second quarter.

¹ EB-2008-0106

² EB-2016-0215

I also approve the unit rates contained in the Gas Cost Adjustment Rider to dispose of the PGVA balance as of March 31, 2017. The Gas Cost Adjustment Rider is a credit and reflects the difference between forecast and actual natural gas costs from prior periods.

The resulting bill impact for a typical residential customer who uses 2,400 m³ per year and who purchases gas supply from Enbridge is an increase of about \$8 on an annual basis.

IT IS ORDERED THAT:

1. The rates approved for Enbridge as part of the OEB's Decision and Interim Rate Order EB-2016-0326 dated December 21, 2016 shall be superseded by the rates included in Enbridge's Rate Handbook as contained in Schedule A attached to this Decision and Interim Order.
2. The rates shall be effective April 1, 2017 and shall be implemented in Enbridge's first billing cycle commencing in April 2017.
3. The utility price used in determining amounts to be recorded in the first quarter of Test Year 2017 Purchased Gas Variance Account shall be \$181.547/10³m³ (\$4.817/GJ @ 37.69 MJ/m³).
4. The applicable customer notice set out in Schedule B attached to this Decision and Interim Order shall accompany each customer's first bill or invoice following the implementation of this Decision and Interim Order.
5. The parties for service shall be those on the list of interested parties attached as Schedule C to this Decision and Interim Order.
6. A decision regarding cost awards will be issued at a later date. Intervenors shall file with the OEB and forward to Enbridge their respective cost claims by **April 3, 2017**. Cost claims must be prepared in accordance with the OEB's *Practice Direction on Cost Awards*.

7. Enbridge will have until **April 10, 2017** to object to any aspect of the cost claims. A copy of the objection must be filed with the OEB and one copy must be served on the party against whose claim the objection is being made.
8. Any party whose cost claim was objected to will have until **April 18, 2017** to make a reply submission as to why the cost claim should be allowed. One copy of the submission must be filed with the OEB and one copy is to be served on Enbridge.

All filings to the OEB must quote file number **EB-2017-0092** and consist of two paper copies and one electronic copy in searchable / unrestricted PDF format filed through the OEB's web portal at <https://www.pes.ontarioenergyboard.ca/eservice/>. Filings must clearly state the sender's name, postal address and telephone number and, if available, a fax number and e-mail address. Please use the document naming conventions and document submission standards outlined in the RESS Document Guideline found on the "e-Filing Services" webpage of the OEB's website at www.ontarioenergyboard.ca. If the web portal is not available you may email your document to BoardSec@ontarioenergyboard.ca.

ISSUED at Toronto, March 23, 2017

ONTARIO ENERGY BOARD

Original signed by

Kirsten Walli
Board Secretary

**SCHEDULE A TO
DECISION AND INTERIM ORDER
OEB FILE NO. EB-2017-0092
DATED: March 23, 2017**

RATE HANDBOOK

ENBRIDGE GAS DISTRIBUTION

HANDBOOK OF RATES AND DISTRIBUTION SERVICES

INDEX

PART I:	GLOSSARY OF TERMS	Page 1
PART II:	RATES AND SERVICES AVAILABLE	Page 4
PART III:	TERMS AND CONDITIONS - APPLICABLE TO ALL SERVICES	Page 5
PART IV:	TERMS AND CONDITIONS - DIRECT PURCHASE ARRANGEMENTS	Page 8
PART V:	RATE SCHEDULES	Page 11

Issued: 2017-04-01
Replaces: 2017-01-01



Part I

GLOSSARY OF TERMS

In this Handbook of Rates and Distribution Services, each term set out below shall have the meaning set out opposite it:

Annual Turnover Volume ("ATV"): The sum of the contracted volumes injected into and withdrawn from storage by an applicant within a contract year.

Annual Volume Deficiency: The difference between the Minimum Annual Volume and the volume actually taken in a contract year, if such volume is less than the Minimum Annual Volume.

Applicant: The party who makes application to the Company for one or more of the services of the Company and such term includes any party receiving one or more of the services of the Company.

Authorized Volume: In regards to Sales Service Agreements, the Contract Demand.

In regards to Bundled Transportation Service arrangements, the Contract Demand (CD) less the amount by which the Applicant's Mean Daily Volume (MDV) exceeds the Daily Delivered Volume (Delivery) and less the volume by which the Applicant has been ordered to curtail or discontinue the use of gas (Curtailment Volume) or otherwise represented as:

CD – (MDV – Delivery) – Curtailment Volume

Back-stopping: A service whereby alternative supplies of gas may be available in the event that an Applicant's supply of gas is not available for delivery to the Company.

Banked Gas Account: A record of the amount of gas delivered by the Applicant to the Company in respect of a Terminal Location (credits) and of volume of gas taken by the Applicant at the Terminal Location (debits)

Billing Contract Demand: Applicable only to new customers who take Dedicated Service under Rate 125. The Company and the Applicant shall determine a Billing Contract Demand which would result in annual revenues over the term of the contract that would enable the Company to recover the invested capital, return on capital, and O&M costs of the Dedicated Service in accordance with its system expansion policies.

Billing Month: A period of approximately thirty (30) days following which the Company renders a bill to an applicant. The billing month is determined by the Company's monthly Reading and Billing Schedule.

With respect to rate 135 LVDC's, there are eight summer months and four winter months.

Board: Ontario Energy Board. (OEB)

Bundled Service: A service in which the demand for natural gas at a Terminal Location is met by the Company utilizing Load balancing resources.

Buy/Sell Arrangement: An arrangement, the terms of which are provided for in one or more agreements to which one or more of an end user of gas (being a party that buys from the Company gas delivered to a Terminal Location), an affiliate of an end user and a marketer, broker or agent of an end user is a party and the Company is a party, and pursuant to which the Company agrees to buy from the end user or its affiliate a supply of gas and to sell to the end user gas delivered to a Terminal Location served from the gas distribution network. The Company will not enter into any new buy/sell agreement after April 1, 1999.

Buy/Sell Price: The Price per cubic meter which the Company would pay for gas purchased pursuant to a Buy/Sell Arrangement in which the purchase takes place in Ontario.

Commodity Charge: A charge per unit volume of gas actually taken by the Applicant, as distinguished from a demand charge which is based on the maximum daily volume an Applicant has the right to take.

Company: Enbridge Gas Distribution Inc.

Contract Demand: A contractually specified volume of gas applicable to service under a particular Rate Schedule for each Terminal Location which is the maximum volume of gas the Company is required to deliver on a daily basis under a Large Volume Distribution Contract.

Cubic Metre ("m³"): That volume of gas which at a temperature of 15 degrees Celsius and at an absolute pressure of 101.325 kilopascals ("kPa") occupies one cubic metre. "10³m³" means 1,000 cubic metres.

Curtailment: An interruption in an Applicant's gas supply at a Terminal Location resulting from compliance with a request or an order by the Company to discontinue or curtail the use of gas.

Curtailment Credit: A credit available to interruptible customers to recognize the benefits they provide to the system during the winter months.

Curtailment Delivered Supply (CDS): An additional volume of gas, in excess of the Applicant's Mean Daily Volume and determined by mutual agreement between the Applicant and the Company, which is Nominated and delivered by or on behalf of the Applicant to a point

of interconnection with the Company's distribution system on a day of Curtailment.

Customer Charge: A monthly fixed charge that reflects being connected to the gas distribution system.

Daily Consumption VS Gas Quantity: The volume of natural gas taken on a day at a Terminal Location as measured by daily metering equipment or, where the Company does not own and maintain daily metering equipment at a Terminal Location, the volume of gas taken within a billing period divided by the number of days in the billing period.

Daily Delivered Volume: The volume of gas accepted by the Company as having been delivered by an Applicant to the Company on a day.

Dedicated Service: An Unbundled Service provided through a gas distribution pipeline that is initially constructed to serve a single customer, and for which the volume of gas is measured through a billing meter that is directly connected to a third party transporter or other third party facility, when service commences.

Delivery Charge: A component of the Rate Schedule through which the Company recovers its operating costs.

Demand Charge: A fixed monthly charge which is applied to the Contract Demand specified in a Service Contract.

Demand Overrun: The amount of gas taken at a Terminal Location exceeding the Contract Demand.

Direct Purchase: Natural gas supply purchase arrangements transacted directly between the Applicant and one or more parties, including the Company.

Disconnect and Reconnect Charges: The charges levied by the Company for disconnecting or reconnecting an Applicant from or to the Company's distribution system.

Diversion: Delivery of gas on a day to a delivery point different from the normal delivery point specified in a Service Contract.

Firm Service: A service for a continuous delivery of gas without curtailment, except under extraordinary circumstances.

Firm Transportation ("FT"): Firm Transportation service offered by upstream pipelines to move gas from a receipt point to a delivery point, as defined by the pipeline.

Force Majeure: Any cause not reasonably within the control of the Company and which the Company cannot prevent or overcome with reasonable due diligence, including:

(a) physical events such as an act of God, landslide, earthquake, storm or storm warning such as a hurricane which results in evacuation of an affected area, flood, washout, explosion, breakage or accident to machinery or equipment or lines of pipe used to transport gas, the necessity for making repairs to or alterations of such machinery or equipment or lines of pipe or inability to obtain materials, supplies (including a supply of services) or permits required by the Company to provide service;

(b) interruption and/or curtailment of firm transportation by a gas transporter for the Company;

(c) acts of others such as strike, lockout or other industrial disturbance, civil disturbance, blockade, act of a public enemy, terrorism, riot, sabotage, insurrections or war, as well as physical damage resulting from the negligence of others;

(d) in relation to Load Balancing, failure or malfunction of any storage equipment or facilities of the Company; and

(e) governmental actions, such as necessity for compliance with any applicable laws.

Gas: Natural Gas.

Gas Delivery Agreement: A written agreement pursuant to which the Company agrees to transport gas on the Applicant's behalf to a specified Terminal Location.

Gas Distribution Network: The physical facilities owned by the Company and utilized to contain, move and measure natural gas.

Gas Sale Contract: A written agreement pursuant to which the Company agrees to supply and deliver gas to a specified Terminal Location.

Gas Supply Charge: A charge for the gas commodity purchased by the applicant.

Gas Supply Load Balancing Charge: A charge in the Rate Schedules where the Company recovers the cost of ensuring gas supply matches consumption on a daily basis.

General Service Rates: The Rate Schedules applicable to those Bundled Services for which a specific contract between the Company and the Applicant is not generally required. The General Service Rates include Rates 1, 6, and 9 of the Company.

Gigajoule ("GJ"): See Joule.

Issued: 2017-04-01
Replaces: 2017-01-01

Hourly Demand: A contractually specified volume of gas applicable to service under a particular Rate Schedule which is the maximum volume of gas the Company is required to deliver to an Applicant on a hourly basis under a Service Contract.

Imperial Conversion Factors:

Volume:

1,000 cubic feet (cf) = 1 Mcf
 = 28.32784 cubic metres (m³)
 1 billion cubic feet (cf) = 28.32784 10⁶m³

Pressure:

1 pound force per square inch (p.s.i.) = 6.894757 kilopascals (kPa)
 1 inch Water Column (in W.C.) (60°F) = 0.249 kPa (15.5°C)
 1 standard atmosphere = 101.325 kPa

Energy:

1 million British thermal units = 1 MMBtu
 = 1.055056 gigajoules (GJ)
 948,213.3 Btu = 1 GJ

Monetary Value:

\$1 per Mcf = \$0.03530096 per m³
 \$1 per MMBtu = \$0.9482133 per GJ

Interruptible Service: Gas service which is subject to curtailment for either capacity and/or supply reasons, at the option of the Company.

Intra-Alberta Service: Firm transportation service on the Nova pipeline system under which volumes are delivered to an Intra-Alberta point of acceptance.

Joule ("J"): The amount of work done when the point of application of a force of one newton is displaced a distance of one metre in the direction of the force. One megajoule ("MJ") means 1,000,000 joules; one gigajoule ("GJ") means 1,000,000,000 joules.

Large Volume Distribution Contract: (LVDC): A written agreement pursuant to which the Company agrees to supply and deliver gas to a specified Terminal Location.

Large Volume Distribution Contract Rates: The Rate Schedules applicable for annual consumption exceeding 340,000 cubic metres of gas per year and for which a specific contract between the Company and the Applicant is required.

Load-Balancing: The balancing of the gas supply to meet demand. Storage and other peak supply sources, curtailment of interruptible services, and diversions from

one delivery point to another may be used by the Company.

Make-up Volume: A volume of gas nominated and delivered, pursuant to mutually agreed arrangements, by an Applicant to the Company for the purpose of reducing or eliminating a net debit balance in the Applicant's Banked Gas Account.

Mean Daily Volume (MDV): The volume of gas which an Applicant who delivers gas to the Company, under a T-Service arrangement, agrees to deliver to the Company each day in the term of the arrangement.

Metric Conversion Factors:

Volume:

1 cubic metre (m³) = 35.30096 cubic feet (cf)
 1,000 cubic metres = 35,300.96 cf
 10³m³ = 35.30096 Mcf
 28.32784 m³ = 1 Mcf

Pressure:

1 kilopascal (kPa) = 1,000 pascals
 = 0.145 pounds per square inch (p.s.i.)
 101.325 kPa = one standard atmosphere

Energy:

1 megajoule (MJ) = 1,000,000 joules
 = 948.2133 British thermal units (Btu)
 1 gigajoule (GJ) = 948,213.3 Btu
 1.055056 GJ = 1 MMBtu

Monetary Value:

\$1 per 10³m³ = \$0.02832784 per Mcf
 \$1 per gigajoule = \$1.055056 per MMBtu

Minimum Annual Volume: The minimum annual volume as stated in the customer's contract, also Section E.

Natural Gas: Natural and/or residue gas comprised primarily of methane.

Nominated Volume: The volume of gas which an Applicant has advised the Company it will deliver to the Company in a day.

Nominate, Nomination: The procedure of advising the Company of the volume which the Applicant expects to deliver to the Company in a day.

Ontario Energy Board: An agency of the Ontario Government which, amongst other things, approves the Company's Rate Schedules (Part V of this

Issued: 2017-04-01
 Replaces: 2017-01-01



HANDBOOK) and the matters described in Parts III and IV of this HANDBOOK.

Point of Acceptance: The point at which the Company accepts delivery of a supply of natural gas for transportation to, or purchase from, the Applicant.

Rate Schedule: A numbered rate of the Company as fixed or approved by the OEB. that specifies rates, applicability, character of service, terms and conditions of service and the effective date.

Seasonal Credit: A credit applicable to Rate 135 customers to recognize the benefits they provide to the storage operations during the winter period.

Service Contract: An agreement between the Company and the Applicant which describes the responsibilities of each party in respect to the arrangements for the Company to provide Sales Service or Transportation Service to one or more Terminal Locations.

System Sales Service: A service of the Company in which the Company acquires and sells to the Applicant the Applicant's natural gas requirements.

T-Service: Transportation Service.

Terminal Location: The building or other facility of the Applicant at or in which natural gas will be used by the Applicant.

Transportation Service: A service in which the Company agrees to transport gas on the Applicant's behalf to a specified Terminal Location.

Unbundled Service: A service in which the demand for natural gas at a Terminal Location is met by the Applicant contracting for separate services (upstream transportation, load balancing/storage, transportation on the Company's distribution system) of which only Transportation Service is mandatory with the Company.

Western Canada Buy Price: The price per cubic metre which the Company would pay for gas pursuant to a Buy/Sell Agreement in which the purchase takes place in Western Canada.

PART II

RATES AND SERVICES AVAILABLE

The provisions of this PART II are intended to provide a general description of services offered by the Company and certain matters relating thereto. Such provisions are not definitive or comprehensive as to their subject matter and may be changed by the Company at any time without notice.

SECTION A - INTRODUCTION

1. In Franchise Services

Enbridge Gas Distribution provides in franchise services for the transportation of natural gas from the point of its delivery to Enbridge Gas Distribution to the Terminal Location at which the gas will be used. The natural gas to be transported may be owned by the Applicant for service or by the Company. In the latter case, it will be sold to the customer at the outlet of the meter located at the Terminal Location.

Applicants may elect to have the Company provide all-inclusively the services which are mutually agreed to be required or they may select (from the 300 series of rates, and Rate 125) only the amounts of those services which they consider they need.

The all-inclusive services are provided pursuant to Rates 1, 6 and 9, ("the General Service Rates") and Rates 100, 110, 115, 135, 145, and 170 ("the Large Volume Service Rates"). Individual services are available under Rates 125, 300, 315, and 316 ("the Unbundled Service Rates").

Service to residential locations is provided pursuant to Rate 1.

Service which may be interrupted at the option of the Company is available, at rates lower than would apply for equivalent service under a firm rate schedule, pursuant to Rates 145, 170. Under all other rate schedules, service is provided upon demand by the Applicant, i.e., on a firm service basis.

2. Ex-Franchise Services

Enbridge Gas Distribution provides ex-franchise services for the transportation of natural gas through its distribution system to a point of interconnection with the distribution system of other distributors of natural gas. Such service is provided pursuant to Rate 200 and provides for the bundled transportation of gas owned by the Company, owned by customers of that distributor, or owned by that distributor.

For the purposes of interpreting the terms and conditions contained in this Handbook of Rates and Distribution Services the ex -franchise distributor shall be considered to be the applicant for the transportation of its customer owned gas and shall assume all the obligations of transportation as if it owned the gas.

Nominations for transportation service must specify whether the volume to be transported is to displace firm or interruptible demand or general service.

Issued: 2017-04-01
Replaces: 2017-01-01



In addition, the Company provides Compression, Storage, and Transmission services on its Tecumseh system under Rates 325, 330 and 331.

SECTION B -DIRECT PURCHASE ARRANGEMENTS

Applicants who purchase their natural gas requirements directly from someone other than the Company or who are brokers or agents for an end user, may arrange to transport gas on the Company's distribution network using one of the following options: a) in conjunction with a Western Buy/Sell Arrangement, b) Ontario Delivery Transportation Service Arrangement, whether Bundled or Unbundled, c) Western Bundled Transportation Service Arrangement or d) Dawn Bundled Transportation Service.

A. Western Canada

Buy/Sell in a Western Canada Buy/Sell Arrangement the Applicant delivers gas to a point in Western Canada which connects with the transmission pipeline of TransCanada PipeLines Limited. At that point, the Company purchases the gas from the Applicant at a price specified in Rider 'B' of the rate schedules less the costs for transmission of the gas from the point of purchase to a point in Ontario at which the Company's gas distribution network connects with a transmission pipeline system. The Company will not be entering into any new Western Canada buy/sell arrangements after April 1, 1999.

B. Ontario Delivery T-Service Arrangement

In an Ontario Delivery T-Service Arrangement the Applicant delivers gas, to a contractually agreed-upon point of acceptance in Ontario.

Delivery from the point of direct interconnection with the Company's gas distribution network to a Terminal Location served from the Company's gas distribution network may be obtained by the Applicant either under the Bundled Service Rate Schedules or under the Unbundled Service Rate Schedules.

(i) Bundled T-Service

Bundled T-Service is so called because all of the services required by the Applicant (delivery and load balancing) are provided for the prices specified in the applicable Rate Schedule. In a Bundled T-Service arrangement the Applicant contracts to deliver each day to the Company a Mean Daily Volume of gas. Fluctuations in the demand for gas at the Terminal Location are balanced by the Company.

(ii) Unbundled T-Service

The Unbundled Service Rates allow an Applicant to contract for only such kinds of service as the Applicant chooses. The potential advantage to an Applicant is that the chosen amounts of service may be less than the amounts required by an average customer represented in the applicable Rate Schedule, in which case the Applicant may be able to reduce the costs otherwise payable under Bundled T-Service.

C. Western Delivery T-Service Arrangement

In a Western Delivery T-Service Arrangement the Applicant contracts to deliver each day to a point on the TransCanada PipeLines Ltd. transmission system in Western Canada a Mean Daily Volume of gas plus fuel gas. Delivery from that point to the Terminal Location is carried out by the Company using its contracted capacity on the TransCanada PipeLines Limited system and its gas distribution network. Unbundled T-Service in Ontario is not available with the Western Delivery Option.

An Applicant desiring to receive Transportation Service or to establish a Buy/Sell Agreement must first enter into the applicable written agreements with the Company.

D. Dawn Delivery T-Service Arrangement

In a Dawn Delivery T-Service Arrangement the Applicant contracts to deliver each day to the Dawn natural gas hub as point of acceptance the Mean Daily Volume of gas. Delivery from that point to the Terminal Location is carried out by the Company using capacity of facilities upstream of the distribution system and its gas distribution network.

PART III

TERMS AND CONDITIONS APPLICABLE TO ALL SERVICES

The provisions of this PART III are applicable to, and only to, Sales Service and Transportation Service.

SECTION A - AVAILABILITY

Unless otherwise stated in a Rate Schedule, the Company's rates and services are available throughout the entire franchised area serviced by the Company. Transportation service and/or sales service will be provided subject to the Company having the capacity in its gas distribution network to provide the service

Issued: 2017-04-01
Replaces: 2017-01-01

requested. When the Company is requested to supply the natural gas to be delivered, service shall be available subject to the Company having available to it a supply of gas adequate to meet the requirement without jeopardizing the supply to its existing customers.

Service shall be made available after acceptance by the Company of an application for service to a Terminal Location at which the natural gas will be used.

SECTION B - ENERGY CONTENT

The price of natural gas sold at a Terminal Location is based on the assumption that each cubic metre of such natural gas contains a certain number of megajoules of energy which number is specified in the Rate Schedules. Variations in cost resulting from the energy content of the gas actually delivered to the Company by its supplier(s) differing from the assumed energy content will be recorded and used to adjust future bills. Such adjustments shall be made in accordance with practices approved from time to time by the Ontario Energy Board.

SECTION C - SUBSTITUTION PROVISION

The Company may deliver gas from any standby equipment provided that the gas so delivered shall be reasonably equivalent to the natural gas normally delivered.

SECTION D - BILLS

Bills will be mailed or delivered monthly or at such other time period as set out in the Service Contract. Gas consumption to which the Company's rates apply will be determined by the Company either by meter reading or by the Company's estimate of consumption where meter reading has not occurred. The rates and charges applicable to a billing month shall be those applicable to the calendar month which includes the last day of the billing month.

SECTION E - MINIMUM BILLS

The minimum bill per month applicable to service under any particular Rate Schedule shall be the Customer Charge plus any applicable Contract Demand Charges for Delivery, Gas Supply Load Balancing, and Gas Supply and any applicable Direct Purchase Administration Charge, all as provided for in the applicable Rate Schedule.

In addition, for service under each of the Large Volume Distribution Contact Rates, if in a contract year a volume of gas equal to or greater than the product of

the Contract Demand multiplied by a contractually specified multiple of the Contract Demand ("Minimum Annual Volume") is not taken at the Terminal Location the Applicant shall pay, in addition to the minimum monthly bills, the amount obtained when the difference between the Minimum Annual Volume and the volume taken in the contract year (such difference being the Annual Volume Deficiency) is multiplied by the applicable Minimum Bill Charge(s) as provided for in the applicable Rate Schedule. Notwithstanding the foregoing, the Minimum Annual Volume shall be the greater of the Minimum Annual Volume as determined above and 340,000 m³.

If gas deliveries to the Terminal Location have been ordered to be curtailed or discontinued in a contract year at the request of the Company and have been curtailed or discontinued as ordered, the Minimum Annual Volume shall be reduced for each day of curtailment or discontinuance by the excess of the Contract Demand over the volume delivered to the Terminal Location on such day.

SECTION F - PAYMENT CONDITIONS

Enbridge Gas Distribution charges are due when the bill is received, which is considered to be three days after the date the bill is rendered, or within such other time period as set out in the Service Contract. A late payment charge of 1.5% per month (19.56% effectively per annum) of all of the unpaid Enbridge Gas Distribution charges, including all applicable federal and provincial taxes, is applied to the account on the seventeenth (17th) day following the date the bill is due.

SECTION G - TERM OF ARRANGEMENT

When gas service is provided and there is no written agreement in effect relating to the provision of such service, the term for which such service is to continue shall be one year. The term shall automatically be extended for a further year immediately following the expiry of any initial one year term or one year extension unless reasonable notice to terminate service is given to the Company, in a manner acceptable to the Company, prior to the expiry of the term. An Applicant receiving such service who temporarily discontinues service in the initial one year term or any one year extension and does not pay all the minimum bills for the period of such temporary discontinuance of service shall, upon the continuance of service, be liable to pay an amount equal to the unpaid minimum bills for such period. When a written agreement is in effect relating to the provision of gas service, the term for which such service is to continue shall be as provided for in the agreement.

Issued: 2017-04-01
Replaces: 2017-01-01



SECTION H - RESALE PROHIBITION

Gas taken at a Terminal Location shall not be resold other than in accordance with all applicable laws and regulations and orders of any governmental authority or OEB having jurisdiction.

SECTION I - MEASUREMENT

The Company will install, operate and maintain at a Terminal Location such measurement equipment of suitable capacity and design as is required to measure the volume of gas delivered. Any special conditions for measurement are contained in the General Terms and Conditions which form part of each Large Volume Distribution Contract.

SECTION J - RATES IN CONTRACTS

Notwithstanding any rates for service specified in any Service Contract, the rates and charges provided for in an applicable Rate Schedule shall apply for service rendered on and after the effective date stated in such Rate Schedule until such Rate Schedule ceases to be applicable.

SECTION K - ADVICE RE: CURTAILMENT

The Company, if requested, will advise Applicants taking interruptible service of its estimate of service curtailment for the forthcoming winter. Such estimate will be provided as guidance to the Applicant in arranging for alternate fuel supply requirements. Abnormal weather and/or other unforeseen events may cause greater or lesser curtailment of service than expected.

SECTION L - DAILY DELIVERED VOLUMES

For purposes including that of calculating daily overrun gas volumes, the Company will recognize as having been delivered to it on a given day the sum of:

- a) the volume of gas delivered under Intra-Alberta transportation arrangements, if any, plus;
- b) the volume of gas delivered under FT transportation arrangements, if any, plus;

SECTION M - AUTHORIZED OVERRUN GAS

If an Applicant requests permission to exceed the Authorized Volume for a day, and such authorization is granted, such gas shall constitute Authorized Overrun Gas. Such gas shall either be sold by the Company to the Applicant pursuant to the provisions of Rate 320 applicable on such day, or, at the Company's sole

discretion, under the Rate Schedule the customer is purchasing prior to such request. If the Applicant is supplying their own gas requirements and if the Applicant request and at the Company's sole discretion, such Overrun Gas will be debited to the Applicant's Banked gas Account.

SECTION N - UNAUTHORIZED SUPPLY OVERRUN GAS

If an Applicant for Transportation Service pursuant to the General Service Rates on any day delivers to the Company a Daily Delivered Volume which is less than the Mean Daily Volume, the volume of gas by which the Mean Daily Volume applicable to such day exceeds the Daily Delivered Volume delivered by the Applicant to the Company on such day shall constitute Unauthorized Supply Overrun Gas and shall be deemed to have been taken and purchased on such day. The rate applicable to such volume shall be 150% of the highest price on each day on which an overrun occurred for the calendar month as published in the Gas Daily for the Niagara and Iroquois export points for the CDA and the EDA delivery areas respectively.

Unauthorized Supply Overrun Gas for a day applicable to a Service Contract with an Applicant for service under the Large Volume Distribution Contract Rates is:

- (a) the volume of gas by which the Daily Gas Quantity under the Service Contract on such day exceeds the Authorized Volume for such day, if any plus
- (b) if the day is in the months of December to March inclusive for an Applicant taking service on Rate 135 under Option a) or if the day is in the month of December under Option b), or if the day is a day on or in respect of which the Applicant has been requested in accordance with the Service Contract to curtail or discontinue the use of gas and the Service Contract is in whole or in part for interruptible Transportation Service, the volume of gas, if any, by which
 - (i) the Mean Daily Volume set out in the Service Contract and is applicable to such day exceeds
 - (ii) the Daily Delivered Volume delivered by the Applicant to the Company on such day, which excess volume of gas shall be deemed to have been taken and purchased by the Applicant on such day.

The Applicant shall pay the Company for Unauthorized Supply Overrun Gas at the rate applicable to Unauthorized Supply Overrun Gas as provided for in

Issued: 2017-04-01
Replaces: 2017-01-01



the Rate Schedule(s) applicable to the Service Contract.

An Applicant taking service pursuant to a Gas Delivery Agreement and a Large Volume Distribution Contract Rate must provide two business days notice to the Company of the Applicant's intention to deliver a Daily Delivered Volume which is less than the Mean Daily Volume for a specified time period. Failure to provide proper notice will result in Unauthorized Supply Overrun Gas calculated as the difference between Daily Delivered Volume and the Mean Daily Volume.

Unauthorized Supply Overrun Gas for a day applicable to a Service Contract with an Applicant for service under Rate 125 or Rate 300 shall be determined from the provisions of the applicable Rate Schedule. The Applicant shall pay the Company for Unauthorized Supply Overrun Gas at the rate applicable to Unauthorized Supply Overrun Gas as provided for in the Rate Schedule(s) applicable to the Service Contract.

SECTION O – COMPANY RESPONSIBILITY AND LIABILITY

This Section O applies only to gas distribution service under Rates 1, 6 and 9, and does not replace or supercede the terms in any applicable Service Contract.

The Company shall make reasonable efforts to maintain, but does not guarantee, continuity of gas service to its customers. The Company may, in its sole discretion, terminate or interrupt gas service to customers;

to maintain safety and reliability on, or to facilitate construction, installation, maintenance, repair, replacement or inspection of the Company's facilities; or

for any reason related to dangerous or hazardous circumstances, emergencies or Force Majeure.

The Company shall not be liable for any loss, injury, damage, expense, charge, cost or liability of any kind, whether direct, indirect, special or consequential in nature, (excepting only direct physical loss, injury or damage to a customer or a customer's property, resulting from the negligent acts or omissions of the Company, its employees or agents) arising from or connected with any failure, defect, fluctuation or interruption in the provision of gas service by the Company to its customers.

SECTION P – OBLIGATION FOR LARGE CUSTOMERS TO PROVIDE CONSUMPTION AND EMERGENCY CONTACT INFORMATION

All customers whose annual consumption exceeds 1,000,000 m3 are obligated to provide their expected annual consumption, peak demand, and emergency contact information to the Company annually.

PART IV

TERMS AND CONDITIONS – DIRECT PURCHASE ARRANGEMENTS

Any Applicant, at the time of applying for service, may elect, in and for the term of any Service Contract, to deliver its own natural gas requirements to the Company and the Company shall deliver gas to a Terminal Location as required by the Applicant, subject to the terms and conditions contained in the applicable Rate Schedule and in the Service Contract. For Buy/Sell Arrangements and Bundled T-Service the deliveries by the Applicant to the Company shall be at the Applicant's estimated mean daily rate of consumption.

Backstopping of an Applicant's natural gas supply for Transportation Service arrangements will be available pursuant to Rate 320 subject to the Company's ability to do so using reasonable commercial efforts. Gas Purchase Agreements in respect to Buy/Sell Arrangements shall specify terms and conditions available to the Company to alleviate certain consequences of the Applicant's failure to deliver the required volume of gas.

The following Terms and Conditions shall apply to, and only to, Transportation Service and/or Gas Purchase Agreements.

SECTION A - NOMINATIONS

An Applicant delivering gas to the Company pursuant to a contract is responsible for advising the Company, by means of a contractually specified Nomination procedure, of the daily volume of gas to be delivered to the Company by or on behalf of the Applicant.

An initial daily volume must be Nominated by a contractually specified time before the first day on which gas is to be delivered to the Company. Any Nomination, once accepted by the Company, shall be considered as a standing nomination applicable to each subsequent day in a contract term unless specifically varied by written notice to the Company.

Issued: 2017-04-01
Replaces: 2017-01-01



A contract may specify certain contractual provisions that are applicable in the event that an Applicant either fails to advise of a revised daily nomination or fails to deliver the daily volume so nominated.

A Nominated Volume in excess of the Applicant's Maximum Daily Volume as specified in the Service Contract will not be accepted except as specifically provided for in any contract.

SECTION B - OBLIGATION TO DELIVER

During any period of curtailment or discontinuance of Bundled interruptible Transportation Service as ordered by the Company, any Applicant supplying its own gas requirements must, on such day, deliver to the Company the Mean Daily Volume of gas specified in any Service Contract.

Each Applicant taking service pursuant to a Gas Delivery Agreement and a Large Volume Distribution Contract Rate is obligated to deliver the Mean Daily Volume of gas as specified in any Service Contract, unless the Applicant provides two business days notice to the Company of the Applicant's intention to deliver a Daily Delivered Volume which is less than the Mean daily Volume for a specified time period.

An Applicant taking service on Rate 135 under Option a) must deliver to the Company the Mean Daily Volume of gas specified in the Service Contract in the months of December to March, inclusive.

An Applicant taking service on Rate 135 under Option b) must deliver to the Company the Modified Mean Daily Volume of gas specified in the Service Contract in the month of December.

Applicants taking service on General Service rates pursuant to a Direct Purchase Agreement must, on each day in the term of such agreement, deliver to the Company the Mean Daily Volume of gas specified in such agreement.

SECTION C - DIVERSION RIGHTS

Subject to compliance with the Terms and Conditions of all Required Orders, an Applicant who has entered into a Transportation Service Agreement or Agreements which provide(s) for deliveries to the Company for more than one Terminal Location shall have the right, on such terms and only on such terms as are specified in the applicable Transportation Service Agreement, to divert deliveries from one or more contractually specified Terminal Locations to other contractually specified Terminal Locations.

SECTION D - BANKED GAS ACCOUNT (BGA)

For T-Service Applicants, the Company shall keep a record ("Banked Gas Account") of the volume of gas delivered by the Applicant to the Company in respect of a Terminal Location (credits) and of the volume of gas taken by the Applicant at the Terminal Location (debits). (Any volume of gas sold by the Company to the Applicant in respect to the Terminal Location shall not be debited to the Banked Gas Account). The Company shall periodically report to the Applicant the net balance in the Applicant's Banked Gas Account.

SECTION E - DISPOSITION OF BANKED GAS ACCOUNT (BGA) BALANCES

A. The following Terms and Conditions shall apply to Bundled T-Service:

(a) At the end of each contract year, disposition of any net debit balance in the Banked Gas Account (BGA) shall be made as follows:

The Applicant, by written notice to the Company within thirty (30) days of the end of the contract year, may elect to return to the Company, in kind, during the one hundred and eighty (180) days following the end of the contract year, that portion of any debit balance in the Banked Gas Account as at the end of the contract year not exceeding a volume of twenty times the Applicant's Mean Daily Volume by the Applicant delivering to the Company on days agreed upon by the Company and the Applicant a volume of gas greater than the Mean Daily Volume, if any, applicable to such day under a Service Contract. Any volume of gas returned to the Company as aforesaid shall not be credited to the Banked Gas Account in the subsequent contract year. Any debit balance in the Banked Gas Account as at the end of the contract year which is not both elected to be returned, and actually returned, to the Company as aforesaid shall be deemed to have been sold to the Applicant and the Applicant shall pay for such gas within ten (10) days of the rendering of a bill therefor. The rate applicable to such gas shall be:

- (1) For Bundled Western T-Service, 120% of the average price over the contracted year, based on the published index price for the Monthly AECO/NIT supply adjusted for Nova's AECO to Empress transportation tolls and compressor fuel costs.
- (2) For Bundled Dawn T-Service, 120% of the average price over the contracted year, based on the published index price for the Monthly

Issued: 2017-04-01
Replaces: 2017-01-01



AECO/NIT supply adjusted for Nova's AECO to Empress transportation tolls including compressor fuel costs, plus the Company's average transportation cost to its franchise area over the contract year and less the Company's average Dawn T-Service transportation cost to the franchise area over the contract year.

(3) For Bundled Ontario T-Service, 120% of the average price over the contracted year, based on the published index price for the Monthly AECO/NIT supply adjusted for Nova's AECO to Empress transportation tolls and compressor fuel costs, plus the Company's average transportation cost to its franchise area over the contract year.

(b) A credit balance in the Banked Gas Account as at the end of the contract year must be eliminated in one or more of the following manners, namely:

(i) Subject to clause (ii), if the Applicant continues to take service from the Company under a contract pursuant to which the Applicant delivers gas to the Company and the Applicant so elects (by written notice to the Company within thirty (30) days of the end of the contract year), that portion of such balance which the Applicant stipulates in such written notice and which does not exceed twenty times the Applicant's Mean Daily Volume may be carried forward as a credit to the Banked Gas Account for the next succeeding contract year. Any volume duly elected to be carried forward under this clause shall, and may only, be reduced within the period of one hundred and eighty (180) days ("Adjustment Period") immediately following the contract year, by the Applicant delivering to the Company, on days in the Adjustment Period agreed upon by the Company and the Applicant ("Adjustment Days"), a volume of gas less than the Mean Daily Volume applicable to such day under a Service Contract. Subject to the foregoing, the credit balance in the Banked Gas Account shall be deemed to be reduced on each Adjustment Day by the volume ("Daily Reduction Volume") by which the Mean Daily Volume applicable to such day exceeds the greater of the volume of gas delivered by the Applicant on such day and the Nominated Volume for such day which was accepted by the Company.

(ii) Any portion of a credit balance in the Banked Gas Account which is not eligible to be eliminated in accordance with clause (i), or which the Applicant elects (by written notice to the Company within thirty (30) days of the end of the contract year) to sell under this clause, shall be deemed to have

been tendered for sale to the Company and the Company shall purchase such portion at:

(1) For Bundled Western T-Service, a price per cubic metre of eighty percent (80%) of the average price over the contract year, based on the published index price for the Monthly AECO/NIT supply adjusted for Nova's AECO to Empress transportation tolls and compressor fuel costs, less the Company's average transportation cost to its franchise area over the contract year.

(2) For Bundled Dawn T-Service, a price per cubic metre of eighty percent (80%) of the average price over the contract year, based on the published index price for the Monthly AECO/NIT supply adjusted for Nova's AECO to Empress transportation tolls including compressor fuel costs, less the Company's average Dawn T-Service transportation cost to the franchise area over the contract year.

(3) For *Bundled Ontario T-Service*, a price per cubic metre of eighty percent (80%) of the average price over the contract year, based on the published index price for the Monthly AECO/NIT supply adjusted for Nova's AECO to Empress transportation tolls and compressor fuel costs.

Any volume of gas deemed to have been so tendered for sale shall be deemed to have been eliminated from the credit balance of the Banked Gas Account.

During the Adjustment Period the Company shall use reasonable efforts to accept the Applicant's reduced gas deliveries. Any credit balance in the Banked Gas Account not eliminated as aforesaid in the Adjustment Period shall be forfeited to, and be the property of, the Company, and such volume of gas shall be debited to the Banked Gas Account as at the end of the Adjustment Period.

Subject to its ability to do so, the Company will attempt to accommodate arrangements which would permit adjustments to Banked Gas Account balances at times and in a manner which are mutually agreed upon by the Applicant and the Company.

B. The following Terms and Conditions shall apply to Unbundled Service:

The Terms and Conditions for disposition of Cumulative Imbalance Account balances shall be as specified in the applicable Service Contracts.

APPLICABILITY:

To any Applicant needing to use the Company's natural gas distribution network to have transported a supply of natural gas to a residential building served through one meter and containing no more than six dwelling units ("Terminal Location").

RATE:

Rates per cubic metre assume an energy content of 37.69 MJ/m³.

	Billing Month January to December
Monthly Customer Charge	\$20.00
Delivery Charge per cubic metre	
For the first 30 m ³ per month	10.1291 ¢/m ³
For the next 55 m ³ per month	9.5803 ¢/m ³
For the next 85 m ³ per month	9.1504 ¢/m ³
For all over 170 m ³ per month	8.8300 ¢/m ³
Transportation Charge per cubic metre (If applicable)	5.4313 ¢/m³
Transportation Dawn Charge per cubic metre (If applicable)	1.1404 ¢/m³
System Sales Gas Supply Charge per cubic metre (If applicable)	11.3759 ¢/m³
Cap and Trade Customer Related Charge (If applicable)	3.3181 ¢/m³
Cap and Trade Facility Related Charge	0.0337 ¢/m³

The rates quoted above shall be subject to the Gas Cost Adjustment contained in Rider "C" and the Revenue Adjustment Rider contained in Rider "E". Also, meter readings will be adjusted by the Atmospheric Pressure Factor relevant to the customer's location as shown in Rider "F".
The Gas Supply Charge is applicable if the Applicant is not providing its own supply of natural gas for transportation.

DIRECT PURCHASE ARRANGEMENTS:

Rider "A" or Rider "B" shall be applicable to Applicants who enter into Direct Purchase Arrangements under this Rate Schedule.

TERMS AND CONDITIONS OF SERVICE:

The provisions of PARTS III and IV of the Company's **HANDBOOK OF RATES AND DISTRIBUTION SERVICES** apply, as contemplated therein, to service under this Rate Schedule.

EFFECTIVE DATE:

To apply to bills rendered for gas consumed by customers on and after April 1, 2017 under Sales Service and Transportation Service. This rate schedule is effective April 1, 2017 and replaces the identically numbered rate schedule that specifies implementation date, January 1, 2017 and that indicates the Board Order, EB-2016-0326, effective January 1, 2017.

EFFECTIVE DATE: April 1, 2017	IMPLEMENTATION DATE: April 1, 2017	BOARD ORDER: EB-2017-0092	REPLACING RATE EFFECTIVE: January 1, 2017	Page 1 of 1 Handbook 11
----------------------------------	---------------------------------------	------------------------------	--	----------------------------

APPLICABILITY:

To any Applicant needing to use the Company's natural gas distribution network to have transported a supply of natural gas to a single terminal location ("Terminal Location") for non-residential purposes.

RATE:

Rates per cubic metre assume an energy content of 37.69 MJ/m³.

	Billing Month January to December
Monthly Customer Charge	\$70.00
Delivery Charge per cubic metre	
For the first 500 m ³ per month	9.7226 ¢/m ³
For the next 1050 m ³ per month	7.7820 ¢/m ³
For the next 4500 m ³ per month	6.4231 ¢/m ³
For the next 7000 m ³ per month	5.5500 ¢/m ³
For the next 15250 m ³ per month	5.1621 ¢/m ³
For all over 28300 m ³ per month	5.0646 ¢/m ³
Transportation Charge per cubic metre (If applicable)	5.4313 ¢/m³
Transportation Dawn Charge per cubic metre (If applicable)	1.1404 ¢/m³
System Sales Gas Supply Charge per cubic metre (If applicable)	11.3980 ¢/m³
Cap and Trade Customer Related Charge (If applicable)	3.3181 ¢/m³
Cap and Trade Facility Related Charge	0.0337 ¢/m³

The rates quoted above shall be subject to the Gas Cost Adjustment contained in Rider "C" and the Revenue Adjustment Rider contained in Rider "E". Also, meter readings will be adjusted by the Atmospheric Pressure Factor relevant to the customer's location as shown in Rider "F".
The Gas Supply Charge is applicable if the Applicant is not providing its own supply of natural gas for transportation.

DIRECT PURCHASE ARRANGEMENTS:

Rider "A" or Rider "B" shall be applicable to Applicants who enter into Direct Purchase Arrangements under this Rate Schedule.

TERMS AND CONDITIONS OF SERVICE:

The provisions of PARTS III and IV of the Company's **HANDBOOK OF RATES AND DISTRIBUTION SERVICES** apply, as contemplated therein, to service under this Rate Schedule.

EFFECTIVE DATE:

To apply to bills rendered for gas consumed by customers on and after April 1, 2017 under Sales Service and Transportation Service. This rate schedule is effective April 1, 2017 and replaces the identically numbered rate schedule that specifies implementation date, January 1, 2017 and that indicates the Board Order, EB-2016-0326, effective January 1, 2017.

EFFECTIVE DATE: April 1, 2017	IMPLEMENTATION DATE: April 1, 2017	BOARD ORDER: EB-2017-0092	REPLACING RATE EFFECTIVE: January 1, 2017	Page 1 of 1 Handbook 12
----------------------------------	---------------------------------------	------------------------------	--	----------------------------

APPLICABILITY:

To any Applicant needing to use the Company's natural gas distribution network to have transported a supply of natural gas to a single terminal location ("Terminal Location") at which, such gas is authorized by the Company to be resold by filling pressurized containers.

RATE:

Rates per cubic metre assume an energy content of 37.69 MJ/m³.

	<u>Billing Month</u> January to December <u>December</u>
Monthly Customer Charge	\$235.95
Delivery Charge per cubic metre	
For the first 20,000 m ³ per month	10.9581 ¢/m ³
For all over 20,000 m ³ per month	10.2582 ¢/m ³
Transportation Charge per cubic metre (If applicable)	5.4313 ¢/m ³
Transportation Dawn Charge per cubic metre (If applicable)	1.1404 ¢/m ³
System Sales Gas Supply Charge per cubic metre (If applicable)	11.3419 ¢/m ³
Cap and Trade Customer Related Charge (If applicable)	3.3181 ¢/m ³
Cap and Trade Facility Related Charge	0.0337 ¢/m ³

The rates quoted above shall be subject to the Gas Cost Adjustment contained in Rider "C" and the Revenue Adjustment Rider contained in Rider "E". In addition, meter readings will be adjusted by the Atmospheric Pressure Factor relevant to the customer's location as shown in Rider "F". The Gas Supply Charge is applicable if the Applicant is not providing its own supply of natural gas for transportation.

DIRECT PURCHASE ARRANGEMENTS:

Rider "A" or Rider "B" shall be applicable to Applicants who enter into Direct Purchase Arrangements under this Rate Schedule.

TERMS AND CONDITIONS OF SERVICE:

The provisions of PARTS III and IV of the Company's **HANDBOOK OF RATES AND DISTRIBUTION SERVICES** apply, as contemplated therein, to service under this Rate Schedule.

EFFECTIVE DATE:

To apply to bills rendered for gas consumed by customers on and after April 1, 2017 under Sales Service and Transportation Service. This rate schedule is effective April 1, 2017 and replaces the identically numbered rate schedule that specifies implementation date, January 1, 2017 and that indicates the Board Order, EB-2016-0326, effective January 1, 2017.

EFFECTIVE DATE:	IMPLEMENTATION DATE:	BOARD ORDER:	REPLACING RATE EFFECTIVE:	Page 1 of 1
April 1, 2017	April 1, 2017	EB-2017-0092	January 1, 2017	Handbook 13

APPLICABILITY:

To any Applicant who enters into a Service Contract with the Company to use the Company's natural gas distribution network for the transportation, to a single terminal location ("Terminal Location"), to be delivered at a specified maximum daily volume of not less than 10,000 cubic metres and not more than 150,000 cubic metres.

CHARACTER OF SERVICE:

Service shall be continuous (firm) except for events as specified in the Service Contract including force majeure.

RATE:

Rates per cubic metre assume an energy content of 37.69 MJ/m³.

	Billing Month January to December
Monthly Customer Charge	\$122.01
Delivery Charge	
Per cubic metre of Contract Demand	36.0000 ¢/m ³
Per cubic metre of gas delivered	0.1747 ¢/m ³
Gas Supply Load Balancing Charge	1.4835 ¢/m³
Transportation Charge per cubic metre (If applicable)	5.4313 ¢/m³
Transportation Dawn Charge per cubic metre (If applicable)	1.1404 ¢/m³
System Sales Gas Supply Charge per cubic metre (If applicable)	11.3980 ¢/m³
Cap and Trade Customer Related Charge (If applicable)	3.3181 ¢/m³
Cap and Trade Facility Related Charge	0.0337 ¢/m³

Monthly Minimum Bill: The Monthly Customer Charge plus the Monthly Contract Demand Charge.

The rates quoted above shall be subject to the Gas Cost Adjustment contained in Rider "C" and the Revenue Adjustment Rider contained in Rider "E". In addition, meter readings will be adjusted by the Atmospheric Pressure Factor relevant to the customer's location as shown in Rider "F". The Gas Supply Charge is applicable if the Applicant is not providing its own supply of natural gas for transportation.

DIRECT PURCHASE ARRANGEMENTS:

Rider "A" or Rider "B" shall be applicable to Applicants who enter into Direct Purchase Arrangements under this Rate Schedule.

UNAUTHORIZED OVERRUN GAS RATE:

When the Applicant takes Unauthorized Supply Overrun Gas, the Applicant shall purchase such gas at a rate of 150% of the highest price on each day on which an overrun occurred for the calendar month as published in the Gas Daily for the Niagara and Iroquois export points for the CDA and EDA respectively.

On the second and subsequent occasion in a contract year when the Applicant takes Unauthorized Demand Overrun Gas, a new Contract Demand will be established and shall be charged equal to 120% of the applicable monthly charge for twelve months of the current contract term, including retroactively based on the terms of the Service Contract.

EFFECTIVE DATE: April 1, 2017	IMPLEMENTATION DATE: April 1, 2017	BOARD ORDER: EB-2017-0092	REPLACING RATE EFFECTIVE: January 1, 2017	Page 1 of 2 Handbook 14
----------------------------------	---------------------------------------	------------------------------	--	----------------------------

RATE NUMBER: **100**

TERMS AND CONDITIONS OF SERVICE:

The provisions of PARTS III and IV of the Company's **HANDBOOK OF RATES AND DISTRIBUTION SERVICES** apply, as contemplated therein, to service under this Rate Schedule.

EFFECTIVE DATE:

To apply to bills rendered for gas consumed by customers on and after April 1, 2017 under Sales Service and Transportation Service. This rate schedule is effective April 1, 2017 and replaces the identically numbered rate schedule that specifies implementation date, January 1, 2017 and that indicates the Board Order, EB-2016-0326, effective January 1, 2017.

EFFECTIVE DATE:	IMPLEMENTATION DATE:	BOARD ORDER:	REPLACING RATE EFFECTIVE:	Page 2 of 2
April 1, 2017	April 1, 2017	EB-2017-0092	January 1, 2017	Handbook 15

APPLICABILITY:

To any Applicant who enters into a Service Contract with the Company to use the Company's natural gas distribution network for the transportation, to a single terminal location ("Terminal Location"), of an annual supply of natural gas of not less than 146 times a specified maximum daily volume of not less than 1,865 cubic metres.

CHARACTER OF SERVICE:

Service shall be continuous (firm) except for events as specified in the Service Contract including force majeure.

RATE:

Rates per cubic metre assume an energy content of 37.69 MJ/m³.

	<u>Billing Month</u> January to December <u>\$587.37</u>
Monthly Customer Charge	
Delivery Charge	
Per cubic metre of Contract Demand	22.9100 ¢/m ³
Per cubic metre of gas delivered	
For the first 1,000,000 m ³ per month	0.7634 ¢/m ³
For all over 1,000,000 m ³ per month	0.6134 ¢/m ³
Gas Supply Load Balancing Charge	0.3146 ¢/m ³
Transportation Charge per cubic metre (If applicable)	5.4313 ¢/m ³
Transportation Dawn Charge per cubic metre (If applicable)	1.1404 ¢/m ³
System Sales Gas Supply Charge per cubic metre (If applicable)	11.3419 ¢/m ³
Cap and Trade Customer Related Charge (If applicable)	3.3181 ¢/m ³
Cap and Trade Facility Related Charge	0.0337 ¢/m ³

The rates quoted above shall be subject to the Gas Cost Adjustment contained in Rider "C" and the Revenue Adjustment Rider contained in Rider "E". In addition, meter readings will be adjusted by the Atmospheric Pressure Factor relevant to the customer's location as shown in Rider "F". The Gas Supply Charge is applicable if the Applicant is not providing its own supply of natural gas for transportation.

DIRECT PURCHASE ARRANGEMENTS:

Rider "A" or Rider "B" shall be applicable to Applicants who enter into Direct Purchase Arrangements under this Rate Schedule.

UNAUTHORIZED OVERRUN GAS RATE:

When the Applicant takes Unauthorized Supply Overrun Gas, the Applicant shall purchase such gas at a rate of 150% of the highest price on each day on which an overrun occurred for the calendar month as published in the Gas Daily for the Niagara and Iroquois export points for the CDA and EDA respectively.

On the second and subsequent occasion in a contract year when the Applicant takes Unauthorized Demand Overrun Gas, a new Contract Demand will be established and shall be charged equal to 120% of the applicable monthly charge for twelve months of the current contract term, including retroactively based on the terms of the Service Contract.

EFFECTIVE DATE: April 1, 2017	IMPLEMENTATION DATE: April 1, 2017	BOARD ORDER: EB-2017-0092	REPLACING RATE EFFECTIVE: January 1, 2017	Page 1 of 2 Handbook 16
----------------------------------	---------------------------------------	------------------------------	--	----------------------------

RATE NUMBER: **110**

MINIMUM BILL:

Per cubic metre of Annual Volume Deficiency
(See Terms and Conditions of Service):

6.4778 ¢/m³

In determining the Annual Volume Deficiency, the minimum bill multiplier shall not be less than 146.

TERMS AND CONDITIONS OF SERVICE:

The provisions of PARTS III and IV of the Company's **HANDBOOK OF RATES AND DISTRIBUTION SERVICES** apply, as contemplated therein, to service under this Rate Schedule.

EFFECTIVE DATE:

To apply to bills rendered for gas consumed by customers on and after April 1, 2017 under Sales Service and Transportation Service. This rate schedule is effective April 1, 2017 and replaces the identically numbered rate schedule that specifies implementation date, January 1, 2017 and that indicates the Board Order, EB-2016-0326, effective January 1, 2017.

EFFECTIVE DATE:	IMPLEMENTATION DATE:	BOARD ORDER:	REPLACING RATE EFFECTIVE:	Page 2 of 2 Handbook 17
April 1, 2017	April 1, 2017	EB-2017-0092	January 1, 2017	

APPLICABILITY:

To any Applicant who enters into a Service Contract with the Company to use the Company's natural gas distribution network for the transportation, to a single terminal location ("Terminal Location"), of an annual supply of natural gas of not less than 292 times a specified maximum daily volume of not less than 1,165 cubic metres.

CHARACTER OF SERVICE:

Service shall be continuous (firm) except for events as specified in the Service Contract including force majeure.

RATE:

Rates per cubic metre assume an energy content of 37.69 MJ/m³.

	Billing Month January to December <hr style="width: 100%;"/>
Monthly Customer Charge	\$622.62
Delivery Charge	
Per cubic metre of Contract Demand	24.3600 ¢/m ³
Per cubic metre of gas delivered	
For the first 1,000,000 m ³ per month	0.3921 ¢/m ³
For all over 1,000,000 m ³ per month	0.2921 ¢/m ³
Gas Supply Load Balancing Charge	0.1133 ¢/m³
Transportation Charge per cubic metre (If applicable)	5.4313 ¢/m³
Transportation Dawn Charge per cubic metre (If applicable)	1.1404 ¢/m³
System Sales Gas Supply Charge per cubic metre (If applicable)	11.3419 ¢/m³
Cap and Trade Customer Related Charge (If applicable)	3.3181 ¢/m³
Cap and Trade Facility Related Charge	0.0337 ¢/m³

The rates quoted above shall be subject to the Gas Cost Adjustment contained in Rider "C" and the Revenue Adjustment Rider contained in Rider "E". In addition, meter readings will be adjusted by the Atmospheric Pressure Factor relevant to the customer's location as shown in Rider "F". The Gas Supply Charge is applicable if the Applicant is not providing its own supply of natural gas for transportation.

DIRECT PURCHASE ARRANGEMENTS:

Rider "A" or Rider "B" shall be applicable to Applicants who enter into Direct Purchase Arrangements under this Rate Schedule.

UNAUTHORIZED OVERRUN GAS RATE:

When the Applicant takes Unauthorized Supply Overrun Gas, the Applicant shall purchase such gas at a rate of 150% of the highest price on each day on which an overrun occurred for the calendar month as published in the Gas Daily for the Niagara and Iroquois export points for the CDA and EDA respectively.

On the second and subsequent occasion in a contract year when the Applicant takes Unauthorized Demand Overrun Gas, a new Contract Demand will be established and shall be charged equal to 120% of the applicable monthly charge for twelve months of the current contract term, including retroactively based on the terms of the Service Contract.

EFFECTIVE DATE: April 1, 2017	IMPLEMENTATION DATE: April 1, 2017	BOARD ORDER: EB-2017-0092	REPLACING RATE EFFECTIVE: January 1, 2017	Page 1 of 2 Handbook 18
----------------------------------	---------------------------------------	------------------------------	--	----------------------------

RATE NUMBER: **115**

MINIMUM BILL:

Per cubic metre of Annual Volume Deficiency
(See Terms and Conditions of Service):

5.9053 ¢/m³

In determining the Annual Volume Deficiency the minimum bill multiplier shall not be less than 292.

TERMS AND CONDITIONS OF SERVICE:

The provisions of PARTS III and IV of the Company's **HANDBOOK OF RATES AND DISTRIBUTION SERVICES** apply, as contemplated therein, to service under this Rate Schedule.

EFFECTIVE DATE:

To apply to bills rendered for gas consumed by customers on and after April 1, 2017 under Sales Service and Transportation Service. This rate schedule is effective April 1, 2017 and replaces the identically numbered rate schedule that specifies implementation date, January 1, 2017 and that indicates the Board Order, EB-2016-0326, effective January 1, 2017.

EFFECTIVE DATE:	IMPLEMENTATION DATE:	BOARD ORDER:	REPLACING RATE EFFECTIVE:	Page 2 of 2
April 1, 2017	April 1, 2017	EB-2017-0092	January 1, 2017	Handbook 19

APPLICABILITY:

To any Applicant who enters into a Service Contract with the Company to use the Company's natural gas distribution network for the transportation, to a single terminal location ("Terminal Location"), of a specified maximum daily volume of natural gas. The maximum daily volume for billing purposes, Contract Demand or Billing Contract Demand, as applicable, shall not be less than 600,000 cubic metres. The Service under this rate requires Automatic Meter Reading (AMR) capability.

CHARACTER OF SERVICE:

Service shall be firm except for events specified in the Service Contract including force majeure.

For Non-Dedicated Service the monthly demand charges payable shall be based on the Contract Demand which shall be 24 times the Hourly Demand and the Applicant shall not exceed the Hourly Demand.

For Dedicated Service the monthly demand charges payable shall be based on the Billing Contract Demand or the Contract Demand specified in the Service Contract. The Applicant shall not exceed an hourly flow calculated as 1/24th of the Contract Demand specified in the Service Contract.

DISTRIBUTION RATES:

The following rates and charges, as applicable, shall apply for deliveries to the Terminal Location.

Monthly Customer Charge	\$500.00		
Demand Charge			
Per cubic metre of the Contract Demand or the Billing Contract Demand, as applicable, per month	9.7583 ¢/m³		
		<u>Non-Dedicated</u>	<u>Dedicated</u>
Cap and Trade Customer Related Charge (If applicable)	3.3181 ¢/m³	3.3181 ¢/m³	3.3181 ¢/m³
Cap and Trade Facility Related Charge	0.0290 ¢/m³	0.0290 ¢/m³	0.0018 ¢/m³
Direct Purchase Administration Charge	\$75.00		
Forecast Unaccounted For Gas Percentage	0.7%		

Monthly Minimum Bill: The Monthly Customer Charge plus the Monthly Demand Charge.

TERMS AND CONDITIONS OF SERVICE:

1. To the extent that this Rate Schedule does not specifically address matters set out in PARTS III and IV of the Company's **HANDBOOK OF RATES AND DISTRIBUTION SERVICES** then the provisions in those Parts shall apply, as contemplated therein, to service under this Rate Schedule.

2. **Unaccounted for Gas (UFG) Adjustment Factor:**

The Applicant is required to deliver to the Company on a daily basis the sum of: (a) the volume of gas to be delivered to the Applicant's Terminal Location; and (b) a volume of gas equal to the forecast unaccounted for gas percentage as stated above multiplied by (a). In the case of a Dedicated Service, the Unaccounted for Gas volume requirement is not applicable.

3. **Nominations:**

Customer shall nominate gas delivery daily based on the gross commodity delivery required to serve the customer's daily load plus the UFG. Customers may change daily nominations based on the nomination windows within a day as defined by the customer contract with TransCanada PipeLines (TCPL) or Union Gas Limited.

Schedule of nominations under Rate 125 has to match upstream nominations. This rate does not allow for any more flexibility than exists upstream of the EGD gas distribution system. Where the customer's nomination does not match the confirmed upstream nomination, the nomination will be confirmed at the upstream value.

Customer may nominate gas to a contractually specified Primary Delivery Area that may be EGD's Central Delivery Area (CDA) or EGD's Eastern Delivery Area (EDA) or other Delivery Area as specified in the applicable Service Contract. The Company may accept deliveries at a Secondary Delivery Area such as Dawn, at its sole discretion. Quantities of gas nominated to the system cannot exceed the Contract Demand, unless Make-up Gas or Authorized Overrun is permitted.

EFFECTIVE DATE:	IMPLEMENTATION DATE:	BOARD ORDER:	REPLACING RATE EFFECTIVE:	Page 1 of 6
April 1, 2017	April 1, 2017	EB-2017-0092	January 1, 2017	Handbook 20



Customers with multiple Rate 125 contracts within a Primary Delivery Area may combine nominations subject to system operating requirements and subject to the Contract Demand for each Terminal Location. For combined nominations the customer shall specify the quantity of gas to each Terminal Location and the order in which gas is to be delivered to each Terminal Location. The specified order of deliveries shall be used to administer Load Balancing Provisions to each Terminal Location. When system conditions require delivery to a single Terminal Location only, nominations with different Terminal Locations may not be combined.

The Company permits pooling of Rate 125 contracts for legally related customers who meet the Business Corporations Act (Ontario) ("OBICA") definition of "affiliates" to allow for the management of those contracts by a single manager. The single manager is jointly liable with the individual customers for all of their obligations under the contracts, while the individual customers are severally liable for all of their obligations under their own contracts.

4. Authorized Demand Overrun:

The Company may, at its sole discretion, authorize consumption of gas in excess of the Contract Demand for limited periods within a month, provided local distribution facilities have sufficient capacity to accommodate higher demand. In such circumstances, customer shall nominate gas delivery based on the gross commodity delivery (the sum of the customer's Contract Demand and the authorized overrun amount) required to serve the customer's daily load, plus the UFG. In the event that gas usage exceeds the gas delivery on a day where demand overrun is authorized, the excess gas consumption shall be deemed Supply Overrun Gas.

Such service shall not exceed 5 days in any contract year. Based on the terms of the Service Contract, requests beyond 5 days will constitute a request for a new Contract Demand level with retroactive charges. The new Contract Demand level may be restricted by the capability of the local distribution facilities to accommodate higher demand.

Automatic authorization of transportation overrun over the Billing Contract Demand will be given in the case of Dedicated Service to the Terminal Location provided that pipeline capacity is available and subject to the Contract Demand as specified in the Service Contract.

Authorized Demand Overrun Rate **0.32 ¢/m³**

The Authorized Demand Overrun Rate may be applied to commissioning volumes at the Company's sole discretion, for a contractual period of not more than one year, as specified in the Service Contract.

5. Unauthorized Demand Overrun:

Any gas consumed in excess of the Contract Demand and/or maximum hourly flow requirements, if not authorized, will be deemed to be Unauthorized Demand Overrun gas. Unauthorized Demand Overrun gas may establish a new Contract Demand effective immediately and shall be subject to a charge equal to 120 % of the applicable monthly charge for twelve months of the current contract term, including retroactively based on terms of Service Contract. Based on capability of the local distribution facilities to accommodate higher demand, different conditions may apply as specified in the applicable Service Contract. Unauthorized Demand Overrun gas shall also be subject to Unauthorized Supply Overrun provisions.

6. Unauthorized Supply Overrun:

Any volume of gas taken by the Applicant on a day at the Terminal Location which exceeds the sum of:

- i. any applicable provisions of Rate 315 and any applicable Load Balancing Provision pursuant to Rate 125, plus
- ii. the volume of gas delivered by the Applicant on that day shall constitute Unauthorized Supply Overrun Gas.

The Company may also deem volumes of gas to be Unauthorized Supply Overrun gas in other circumstances, as set out in the Load Balancing Provisions of Rate 125.

Any gas deemed to be Unauthorized Overrun gas shall be purchased by the customer at a price (Pe), which is equal to 150% of the highest price in effect for that day as defined below*.

EFFECTIVE DATE: April 1, 2017	IMPLEMENTATION DATE: April 1, 2017	BOARD ORDER: EB-2017-0092	REPLACING RATE EFFECTIVE: January 1, 2017	Page 2 of 6 Handbook 21
----------------------------------	---------------------------------------	------------------------------	--	----------------------------



7. Unauthorized Supply Underrun:

Any volume of gas delivered by the Applicant on any day in excess of the sum of:

- i. any applicable provisions of Rate 315 and any applicable Load Balancing Provision pursuant to Rate 125, plus
- ii. the volume of gas taken by the Applicant at the Terminal Location on that day shall be classified as Supply Underrun Gas.

The Company may also deem volumes of gas to be Unauthorized Supply Underrun gas in other circumstances, as set out in the Load Balancing Provisions of Rate 125.

Any gas deemed to be Unauthorized Supply Underrun Gas shall be purchased by the Company at a price (P_u) which is equal to fifty percent (50%) of the lowest price in effect for that day as defined below**.

* where the price P_e expressed in cents / cubic metre is defined as follows:

$$P_e = (P_m * E_r * 100 * 0.03769 / 1.055056) * 1.5$$

P_m = highest daily price in U.S. \$/mmBtu published in the Gas Daily, a Platts Publication, for that day under the column "Absolute", for the Niagara export point if the terminal location is in the CDA delivery area, and the Iroquois export point if the terminal location is in the EDA delivery area.

E_r = Noon day spot exchange rate expressed in Canadian dollars per U.S. dollar for such day quoted by the Bank of Canada in the following day's Globe & Mail Publication.

1.055056 = Conversion factor from mmBtu to GJ.

0.03769 = Conversion factor from GJ to cubic metres.

** where the price P_u expressed in cents / cubic metre is defined as follows:

$$P_u = (P_1 * E_r * 100 * 0.03769 / 1.055056) * 0.5$$

P_1 = lowest daily price in U.S. \$/mmBtu published in the Gas Daily, a Platts Publication, for that day under the column "Absolute", for the Niagara export point if the terminal location is in the CDA delivery area, and the Iroquois export point if the terminal location is in the EDA delivery area.

Term of Contract:

A minimum of one year. A longer-term contract may be required if incremental contracts/assets/facilities have been procured/built for the customer. Migration from an unbundled rate to bundled rate may be restricted subject to availability of adequate transportation and storage assets.

Right to Terminate Service:

The Company reserves the right to terminate service to customers served hereunder where the customer's failure to comply with the parameters of this rate schedule, including the load balancing provisions, jeopardizes either the safety or reliability of the gas system. The Company shall provide notice to the customer of such termination; however, no notice is required to alleviate emergency conditions.

EFFECTIVE DATE: April 1, 2017	IMPLEMENTATION DATE: April 1, 2017	BOARD ORDER: EB-2017-0092	REPLACING RATE EFFECTIVE: January 1, 2017	Page 3 of 6 Handbook 22
----------------------------------	---------------------------------------	------------------------------	--	----------------------------

LOAD BALANCING PROVISIONS:

Load Balancing Provisions shall apply at the customer's Terminal Location or at the location of the meter installation for a customer served from a dedicated facility. In the event of an imbalance any excess delivery above the customer's actual consumption or delivery less than the actual consumption shall be subject to the Load Balancing Provisions.

Definitions:

Aggregate Delivery:

The Aggregate Delivery for a customer's account shall equal the sum of the confirmed nominations of the customer for delivery of gas to the applicable delivery area from all pipeline sources including where applicable, the confirmed nominations of the customer for Storage Service under Rate 316 or Rate 315 and any available No-Notice Storage Service under Rate 315 for delivery of gas to the Applicable Delivery Area.

Applicable Delivery Area:

The Applicable Delivery Area for each customer shall be specified by contract as a Primary Delivery Area. Where system-operating conditions permit, the Company, in its sole discretion, may accept a Secondary Delivery Area as the Applicable Delivery Area by confirming the customer's nomination of such area. Confirmation of a Secondary Delivery Area for a period of a gas day shall cause such area to become the Applicable Delivery Area for such day. Where delivery occurs at both a Terminal Location and a Secondary Delivery Area on a given day, the sum of the confirmed deliveries may not exceed the Contract Demand, unless Demand Overrun and/or Make-up Gas is authorized.

Primary Delivery Area:

The Primary Delivery Area shall be delivery area such as EGD's Central Delivery Area (CDA) or EGD's Eastern Delivery Area (EDA), or other Delivery Area as specified in the applicable Service Contract.

Secondary Delivery Area:

A Secondary Delivery Area may be a delivery area such as Dawn where the Company, at its sole discretion, determines that operating conditions permit gas deliveries for a customer.

Actual Consumption:

The Actual Consumption of the customer shall be the metered quantity of gas consumed at the customer's Terminal Location or in the event of combined nominations at the Terminal Locations specified.

Net Available Delivery:

The Net Available Delivery shall equal the Aggregate Delivery times one minus the annually determined percentage of Unaccounted for Gas (UFG) as reported by the Company.

Daily Imbalance:

The Daily Imbalance shall be the absolute value of the difference between Actual Consumption and Net Available Delivery.

Cumulative Imbalance:

The Cumulative Imbalance shall be the sum of the difference between Actual Consumption and Net Available Delivery since the date the customer last balanced or was deemed to have balanced its Cumulative Imbalance account.

EFFECTIVE DATE:	IMPLEMENTATION DATE:	BOARD ORDER:	REPLACING RATE EFFECTIVE:	Page 4 of 6
April 1, 2017	April 1, 2017	EB-2017-0092	January 1, 2017	Handbook 23

Maximum Contractual Imbalance:

The Maximum Contractual Imbalance shall be equal to 60% of the customer's Contract Demand for non dedicated service and 60% of the Billing Contract Demand for dedicated service.

Winter and Summer Seasons:

The winter season shall commence on the date that the Company provides notice of the start of the winter period and conclude on the date that the Company provides notice of the end of the winter period. The summer season shall constitute all other days. The Company shall provide advance notice to the customer of the start and end of the winter season as soon as reasonably possible, but in no event not less than 2 days prior to the start or end.

Operational Flow Order:

An Operational Flow Order (OFO) shall constitute an issuance of instructions to protect the operational capacity and integrity of the Company's system, including distribution and/or storage assets, and/or connected transmission pipelines.

Enbridge Gas Distribution, acting reasonably, may call for an OFO in the following circumstances:

- Capacity constraint on the system, or portions of the system, or upstream systems, that are fully utilized;
- Conditions where the potential exists that forecasted system demand plus reserves for short notice services provided by the Company and allowances for power generation customers' balancing requirements would exceed facility capabilities and/or provisions of 3rd party contracts;
- Pressures on the system or specific portions of the system are too high or too low for safe operations;
- Storage system constraints on capacity or pressure or caused by equipment problems resulting in limited ability to inject or withdraw from storage;
- Pipeline equipment failures and/or damage that prohibits the flow of gas;
- Any and all other circumstances where the potential for system failure exists.

Daily Balancing Fee:

On any day where the customer has a Daily Imbalance the customer shall pay a Daily Balancing Fee equal to:

(Tier 1 Quantity X Tier 1 Fee) + (Tier 2 Quantity X Tier 2 Fee) + (Applicable Penalty Fee for Imbalance in excess of the Maximum Contractual Imbalance X the amount of Daily Imbalance in excess of the Maximum Contractual Imbalance)

Where Tier 1 and 2 Fees and Quantities are set forth as follows:

Tier 1 = 0.9421 cents/m3 applied to Daily Imbalance of greater than 2% but less than 10% of the Maximum Contractual Imbalance

Tier 2 = 1.1305 cents/m3 applied to Daily Imbalance of greater than 10% but less than the Maximum Contractual Imbalance

In addition for Tier 2, instances where the Daily Imbalance represents an under delivery of gas during the winter season shall constitute Unauthorized Supply Overrun Gas for all gas in excess of 10% of Maximum Contractual Imbalance. Where the Daily Imbalance represents an over delivery of gas during the summer season, the Company reserves the right to deem as Unauthorized Supply Underrun Gas for all gas in excess of 10% of Maximum Contractual Imbalance. The Company will issue a 24-hour advance notice to customers of its intent to impose cash out for over delivery of gas during the summer season.

EFFECTIVE DATE: April 1, 2017	IMPLEMENTATION DATE: April 1, 2017	BOARD ORDER: EB-2017-0092	REPLACING RATE EFFECTIVE: January 1, 2017	Page 5 of 6 Handbook 24
----------------------------------	---------------------------------------	------------------------------	--	----------------------------



For customers delivering to a Primary Delivery Area other than EGD's CDA or EGD's EDA, the Tier 1 Fee is applied to Daily Imbalance of greater than 0% but less than 10% of the Maximum Contractual Imbalance

The customers shall also pay any Limited Balancing Agreement (LBA) charges imposed by the pipeline on days when the customer has a Daily Imbalance provided such imbalance matches the direction of the pipeline imbalance. LBA charges shall first be allocated to customers served under Rates 125 and 300. The system bears a portion of these charges only to the extent that the system incurs such charges based on its operation excluding the operation of customers under Rates 125 and 300. In that event, LBA charges shall be prorated based on the relative imbalances. The Company will provide the customer with a derivation of any such charges.

Customer's Actual Consumption cannot exceed Net Available Delivery when the Company issues an Operational Flow Order in the winter. Net nominations must not be less than consumption at the Terminal Location. Any negative Daily Imbalance on a winter Operational Flow Order day shall be deemed to be Unauthorized Supply Overrun. Customer's Net Available Delivery cannot exceed Actual Consumption when the Company issues an Operational Flow Order in the summer. Actual Consumption must not be less than net nomination at the Terminal Location. Any positive Daily Imbalance on a summer Operational Flow Order day shall be deemed to be Unauthorized Supply Underrun.

The Company will waive Daily Balancing Fee and Cumulative Imbalance Charge on the day of an Operational Flow Order if the customer used less gas than the amount the customer delivered to the system during the winter season or the customer used more gas than the amount the customer delivered to the system during the summer season. The Company will issue a 24-hour advance notice to customers of Operational Flow Orders and suspension of Load Balancing Provisions.

Cumulative Imbalance Charges:

Customers may trade Cumulative Imbalances within a delivery area. Customers may also nominate to transfer gas from their Cumulative Imbalance Account into an unbundled (Rate 315 or Rate 316) storage account of the customer subject to their storage contract parameters.

Customers shall be permitted to nominate Make-up Gas, subject to operating constraints, provided that Make-up Gas plus Aggregate Delivery do not exceed the Contract Demand. The Company may, on days with no operating constraints, authorize Make-up Gas that, in conjunction with Aggregate Delivery, exceeds the Contract Demand.

The customer's Cumulative Imbalance cannot exceed its Maximum Contractual Imbalance. In the event that the customer's imbalance exceeds their Maximum Contractual Imbalance the Company shall deem the excess imbalance to be Unauthorized Supply Overrun or Underrun gas, as appropriate.

The Cumulative Imbalance Fee, applicable daily, is 1.0652 cents/m³ per unit of imbalance.

In addition, on any day that the Company declares an Operational Flow Order, negative Cumulative Imbalances greater than 10 % of Maximum Contractual Imbalance in the winter season shall be deemed to be Unauthorized Overrun Gas. The Company reserves the right to deem positive Cumulative Imbalances greater than 10% of Maximum Contractual Imbalance in the summer season as Unauthorized Supply Underun Gas. The Company will issue a 24-hour advance notice to customers of Operational Flow Orders including cash out instructions for Cumulative Imbalances greater than 10 % of Maximum Contractual Imbalance.

EFFECTIVE DATE:

To apply to bills rendered for gas delivered on and after April 1, 2017. This rate schedule is effective April 1, 2017 and replaces the identically numbered rate schedule that specifies implementation date, January 1, 2017 and that indicates the Board Order, EB-2016-0326 effective January 1, 2017.

EFFECTIVE DATE:	IMPLEMENTATION DATE:	BOARD ORDER:	REPLACING RATE EFFECTIVE:	Page 6 of 6
April 1, 2017	April 1, 2017	EB-2017-0092	January 1, 2017	Handbook 25

APPLICABILITY:

To any Applicant who enters into a Service Contract with the Company to use the Company's natural gas distribution network for the transportation, to a single terminal location ("Terminal Location"), of an annual supply of natural gas of not less than 340,000 cubic metres.

CHARACTER OF SERVICE:

Service shall be continuous (firm) except for events as specified in the Service Contract including force majeure. A maximum of five percent of the contracted annual volume may be taken by the Applicant in a single month during the months of December to March inclusively.

RATE:

Rates per cubic metre assume an energy content of 37.69 MJ/m³.

	Billing Month	
	December to March	April to November
Monthly Customer Charge	\$115.08	\$115.08
Delivery Charge		
For the first 14,000 m ³ per month	7.1165 ¢/m ³	2.4165 ¢/m ³
For the next 28,000 m ³ per month	5.9165 ¢/m ³	1.7165 ¢/m ³
For all over 42,000 m ³ per month	5.5165 ¢/m ³	1.5165 ¢/m ³
Gas Supply Load Balancing Charge	0.0000 ¢/m³	0.0000 ¢/m³
Transportation Charge per cubic metre (If applicable)	5.4313 ¢/m³	5.4313 ¢/m³
Transportation Dawn Charge per cubic metre (If applicable)	1.1404 ¢/m³	1.1404 ¢/m³
System Sales Gas Supply Charge per cubic metre (If applicable)	11.3682 ¢/m³	11.3682 ¢/m³
Cap and Trade Customer Related Charge (If applicable)	3.3181 ¢/m³	3.3181 ¢/m³
Cap and Trade Facility Related Charge	0.0337 ¢/m³	0.0337 ¢/m³

The rates quoted above shall be subject to the Gas Cost Adjustment contained in Rider "C" and the Revenue Adjustment Rider contained in Rider "E". In addition, meter readings will be adjusted by the Atmospheric Pressure Factor relevant to the customer's location as shown in Rider "F". The Gas Supply Charge is applicable if the Applicant is not providing its own supply of natural gas for transportation.

DIRECT PURCHASE ARRANGEMENTS:

Rider "A" or Rider "B" shall be applicable to Applicants who enter into Direct Purchase Arrangements under this Rate Schedule.

The applicant has the option of delivering either Option a) a Mean Daily Volume ("MDV") based on 12 months, or Option b) a Modified Mean Daily Volume ("MMDV") based on nine months of deliveries. Authorized Volumes for the months of January, February and March would be zero under option b).

UNAUTHORIZED OVERRUN GAS RATE:

When the Applicant takes Unauthorized Supply Overrun Gas, the Applicant shall purchase such gas at a rate of 150% of the highest price on each day on which an overrun occurred for the calendar month as published in the Gas Daily for the Niagara and Iroquois export points for the CDA and EDA respectively.

Failure to deliver a volume of gas equal to the Mean Daily Volume under Option a) set out in the Service Contract during the months of December to March inclusive may result in the Applicant not being eligible for service under this rate in a subsequent contract period, at the Company's sole discretion.

Failure to deliver a volume of gas equal to the Modified Mean Daily Volume under Option b) set out in the Service Contract during the month of December may result in the Applicant not being eligible for service under this rate in a subsequent contract period, at the Company's sole discretion.

EFFECTIVE DATE: April 1, 2017	IMPLEMENTATION DATE: April 1, 2017	BOARD ORDER: EB-2017-0092	REPLACING RATE EFFECTIVE: January 1, 2017	Page 1 of 2 Handbook 26
----------------------------------	---------------------------------------	------------------------------	--	----------------------------

RATE NUMBER: **135**

SEASONAL CREDIT:

Rate per cubic metre of Mean Daily Volume from December to March \$ 0.77 /m³
Rate per cubic metre of Modified Mean Daily Volume for December \$ 0.77 /m³

SEASONAL OVERRUN CHARGE:

During the months of December through March inclusively, any volume of gas taken in a single month in excess of five percent of the annual contract volume (Seasonal Overrun Monthly Volume) will be subject to Seasonal Overrun Charges in place of both the Delivery and Gas Supply Load Balancing Charges. The Seasonal Overrun Charge applicable for the months of December and March shall be calculated as 2.0 times the sum of the Gas Supply Load Balancing Charge, Transportation Charge and the maximum Delivery Charge. The Seasonal Overrun Charge applicable for the months of January and February shall be calculated as 5.0 times the sum of the Load Balancing Charge, Transportation Charge and the maximum Delivery Charge.

Seasonal Overrun Charges:

December and March 25.0956 ¢/m³
January and February 62.7390 ¢/m³

MINIMUM BILL:

Per cubic metre of Annual Volume Deficiency
(See Terms and Conditions of Service): 9.3830 ¢/m³

TERMS AND CONDITIONS OF SERVICE:

The provisions of PARTS III and IV of the Company's **HANDBOOK OF RATES AND DISTRIBUTION SERVICES** apply, as contemplated therein, to service under this Rate Schedule.

EFFECTIVE DATE:

To apply to bills rendered for gas consumed by customers on and after April 1, 2017 under Sales Service and Transportation Service. This rate schedule is effective April 1, 2017 and replaces the identically numbered rate schedule that specifies implementation date, January 1, 2017 and that indicates the Board Order, EB-2016-0326, effective January 1, 2017.

EFFECTIVE DATE:	IMPLEMENTATION DATE:	BOARD ORDER:	REPLACING RATE EFFECTIVE:	Page 2 of 2
April 1, 2017	April 1, 2017	EB-2017-0092	January 1, 2017	Handbook 27

APPLICABILITY:

To any Applicant who enters into a Service Contract with the Company to use the Company's natural gas distribution network for the transportation of a specified maximum daily volume of natural gas to a single terminal location ("Terminal Location") which can accommodate the total interruption of gas service as ordered by the Company exercising its sole discretion. The Company reserves the right to satisfy itself that the customer can accommodate the interruption of gas through either a shutdown of operations or a demonstrated ability and readiness to switch to an alternative fuel source. Any Applicant for service under this rate schedule must agree to transport a minimum annual volume of 340,000 cubic metres.

CHARACTER OF SERVICE:

In addition to events as specified in the Service Contract including force majeure, service shall be subject to curtailment or discontinuance upon the Company issuing a notice not less than 16 hours prior to the time at which such curtailment or discontinuance is to commence. An Applicant may, by contract, agree to accept a shorter notice period.

RATE:

Rates per cubic metre assume an energy content of 37.69 MJ/m³.

	<u>Billing Month</u> <u>January</u> <u>to</u> <u>December</u>
Monthly Customer Charge	\$123.34
Delivery Charge	
Per cubic metre of Contract Demand	8.2300 ¢/m ³
For the first 14,000 m ³ per month	2.9979 ¢/m ³
For the next 28,000 m ³ per month	1.6389 ¢/m ³
For all over 42,000 m ³ per month	1.0799 ¢/m ³
Gas Supply Load Balancing Charge	0.6628 ¢/m³
Transportation Charge per cubic metre (If applicable)	5.4313 ¢/m³
Transportation Dawn Charge per cubic metre (If applicable)	1.1404 ¢/m³
System Sales Gas Supply Charge per cubic metre (If applicable)	11.3458 ¢/m³
Cap and Trade Customer Related Charge (If applicable)	3.3181 ¢/m³
Cap and Trade Facility Related Charge	0.0337 ¢/m³

The rates quoted above shall be subject to the Gas Cost Adjustment contained in Rider "C" and the Revenue Adjustment Rider contained in Rider "E". In addition, meter readings will be adjusted by the Atmospheric Pressure Factor relevant to the customer's location as shown in Rider "F". The Gas Supply Charge is applicable if the Applicant is not providing its own supply of natural gas for transportation.

DIRECT PURCHASE ARRANGEMENTS:

Rider "A" or Rider "B" shall be applicable to Applicants who enter into Direct Purchase Arrangements under this Rate Schedule.

CURTAILMENT CREDIT:

Rate for 16 hours of notice per cubic metre of Mean Daily Volume from December to March \$ **0.50 /m³**

EFFECTIVE DATE: April 1, 2017	IMPLEMENTATION DATE: April 1, 2017	BOARD ORDER: EB-2017-0092	REPLACING RATE EFFECTIVE: January 1, 2017	Page 1 of 2 Handbook 28
----------------------------------	---------------------------------------	------------------------------	--	----------------------------

In addition, if the Applicant is supplying its own gas requirements, the gas delivered by the Applicant during the period of curtailment shall be purchased by the Company for the Company's use. The purchase price for such gas will be equal to the price that is reported for the month, in the first issue of the Natural Gas *Market Report* published by Canadian Enerdata Ltd. during the month, as the "current" "Avg." (i.e., average) "Alberta One-Month Firm Spot Price" for "AECO 'C' and Nova Inventory Transfer" in the table entitled "Domestic spot gas prices", adjusted for AECO to Empress transportation tolls and compressor fuel costs.

For the areas specified in Appendix A to this Rate Schedule, the Company's gas distribution network does not have sufficient physical capacity under current operating conditions to accommodate the provision of firm service to existing interruptible locations.

UNAUTHORIZED OVERRUN GAS RATE:

When the Applicant takes Unauthorized Supply Overrun Gas, the Applicant shall purchase such gas at a rate of 150% of the highest price on each day on which an overrun occurred for the calendar month as published in the Gas Daily for the Niagara and Iroquois export points for the CDA and EDA respectively.

Any material instance of failure to curtail in any contract year may result in the Applicant forfeiting the right to be served under this rate schedule.

In such case, service hereunder would cease, notwithstanding any Service Contract between the Company and the Applicant. Gas supply and/or transportation service would continue to be available to the Applicant pursuant to the provisions of the Company's Rate 6 until a Service Contract pursuant to another applicable Rate Schedule was executed.

Any Applicant taking a material volume of Unauthorized Supply Overrun Gas, during a period of ordered curtailment, may forfeit its curtailment credits for the respective winter season, December through March inclusive.

On the second and subsequent occasion in a contract year when the Applicant takes Unauthorized Demand Overrun Gas, a new Contract Demand will be established and shall be charged equal to 120% of the applicable monthly charge for twelve months of the current contract term, including retroactively based on the terms of the Service Contract.

MINIMUM BILL:

Per cubic metre of Annual Volume Deficiency
(See Terms and Conditions of Service):

9.0606 ¢/m³

TERMS AND CONDITIONS OF SERVICE:

The provisions of PARTS III and IV of the Company's **HANDBOOK OF RATES AND DISTRIBUTION SERVICES** apply, as contemplated therein, to service under this Rate Schedule.

EFFECTIVE DATE:

To apply to bills rendered for gas consumed by customers on and after April 1, 2017 under Sales Service and Transportation Service. This rate schedule is effective April 1, 2017 and replaces the identically numbered rate schedule that specifies implementation date, January 1, 2017 and that indicates the Board Order, EB-2016-0326, effective January 1, 2017.

EFFECTIVE DATE: April 1, 2017	IMPLEMENTATION DATE: April 1, 2017	BOARD ORDER: EB-2017-0092	REPLACING RATE EFFECTIVE: January 1, 2017	Page 2 of 2 Handbook 29
----------------------------------	---------------------------------------	------------------------------	--	----------------------------

APPLICABILITY:

To any Applicant who enters into a Service Contract with the Company to use the Company's natural gas distribution network for the transportation of a specified maximum daily volume of natural gas of not less than 30,000 cubic metres and a minimum annual volume of 5,000,000 cubic metres to a single terminal location ("Terminal Location") which can accommodate the total interruption of gas service when required by the Company. The Company reserves the right to satisfy itself that the customer can accommodate the interruption of gas through either a shutdown of operations or a demonstrated ability and readiness to switch to an alternative fuel source. The Company, exercising its sole discretion, may order interruption of gas service upon not less than four (4) hours notice.

CHARACTER OF SERVICE:

In addition to events as specified in the Service Contract including force majeure, service shall be subject to curtailment or discontinuance upon the Company issuing a notice not less than 4 hours prior to the time at which such curtailment or discontinuance is to commence.

RATE:

Rates per cubic metre assume an energy content of 37.69 MJ/m³.

	Billing Month
	January to December
Monthly Customer Charge	\$279.31
Delivery Charge	
Per cubic metre of Contract Demand	4.0900 ¢/m³
Per cubic metre of gas delivered	
For the first 1,000,000 m³ per month	0.5292 ¢/m³
For all over 1,000,000 m³ per month	0.3292 ¢/m³
Gas Supply Load Balancing Charge	0.3068 ¢/m³
Transportation Charge per cubic metre (If applicable)	5.4313 ¢/m³
Transportation Dawn Charge per cubic metre (If applicable)	1.1404 ¢/m³
System Sales Gas Supply Charge per cubic metre (If applicable)	11.3419 ¢/m³
Cap and Trade Customer Related Charge (If applicable)	3.3181 ¢/m³
Cap and Trade Facility Related Charge	0.0337 ¢/m³

The rates quoted above shall be subject to the Gas Cost Adjustment contained in Rider "C" and the Revenue Adjustment Rider contained in Rider "E". In addition, meter readings will be adjusted by the Atmospheric Pressure Factor relevant to the customer's location as shown in Rider "F". The Gas Supply Charge is applicable if the Applicant is not providing its own supply of natural gas for transportation.

DIRECT PURCHASE ARRANGEMENTS:

Rider "A" or Rider "B" shall be applicable to Applicants who enter into Direct Purchase Arrangements under this Rate Schedule.

CURTAILMENT CREDIT:

Rate for 4 hours of notice per cubic metre of Mean Daily Volume from December to March \$ 1.10 /m³

EFFECTIVE DATE:	IMPLEMENTATION DATE:	BOARD ORDER:	REPLACING RATE EFFECTIVE:	Page 1 of 2
April 1, 2017	April 1, 2017	EB-2017-0092	January 1, 2017	Handbook 30



In addition, if the Applicant is supplying its own gas requirements, the gas delivered by the Applicant during the period of curtailment shall be purchased by the Company for the Company's use. The purchase price for such gas will be equal to the price that is reported for the month, in the first issue of the Natural Gas *Market Report* published by Canadian Enerdata Ltd. during the month, as the "current" "Avg." (i.e., average) "Alberta One-Month Firm Spot Price" for "AECO 'C' and Nova Inventory Transfer" in the table entitled "Domestic spot gas prices", adjusted for AECO to Empress transportation tolls and compressor fuel costs.

For the areas specified in Appendix A to this Rate Schedule, the Company's gas distribution network does not have sufficient physical capacity under current operating conditions to accommodate the provision of firm service to existing interruptible locations.

UNAUTHORIZED OVERRUN GAS RATE:

When the Applicant takes Unauthorized Supply Overrun Gas, the Applicant shall purchase such gas at a rate of 150% of the highest price on each day on which an overrun occurred for the calendar month as published in the Gas Daily for the Niagara and Iroquois export points for the CDA and EDA respectively.

Any material instance of failure to curtail in any contract year may result in the Applicant forfeiting the right to be served under this rate schedule.

In such case, service hereunder would cease, notwithstanding any Service Contract between the Company and the Applicant. Gas supply and/or transportation service would continue to be available to the Applicant pursuant to the provisions of the Company's Rate 6 until a Service Contract pursuant to another applicable Rate Schedule was executed.

Any Applicant taking a material volume of Unauthorized Supply Overrun Gas, during a period of ordered curtailment, may forfeit its curtailment credits for the respective winter season, December through March inclusive.

On the second and subsequent occasion in a contract year when the Applicant takes Unauthorized Demand Overrun Gas, a new Contract Demand will be established and shall be charged equal to 120% of the applicable monthly charge for twelve months of the current contract term, including retroactively based on the terms of the Service Contract.

MINIMUM BILL:

Per cubic metre of Annual Volume Deficiency
(See Terms and Conditions of Service):

6.2359 ¢/m³

TERMS AND CONDITIONS OF SERVICE:

The provisions of PARTS III and IV of the Company's **HANDBOOK OF RATES AND DISTRIBUTION SERVICES** apply, as contemplated therein, to service under this Rate Schedule.

EFFECTIVE DATE:

To apply to bills rendered for gas consumed by customers on and after April 1, 2017 under Sales Service and Transportation Service. This rate schedule is effective April 1, 2017 and replaces the identically numbered rate schedule that specifies implementation date, January 1, 2017 and that indicates the Board Order, EB-2016-0326, effective January 1, 2017.

EFFECTIVE DATE: April 1, 2017	IMPLEMENTATION DATE: April 1, 2017	BOARD ORDER: EB-2017-0092	REPLACING RATE EFFECTIVE: January 1, 2017	Page 2 of 2 Handbook 31
----------------------------------	---------------------------------------	------------------------------	--	----------------------------

APPLICABILITY:

To any Distributor who enters into a Service Contract with the Company to use the Company's natural gas distribution network for the transportation of an annual supply of natural gas to customers outside of the Company's franchise area.

CHARACTER OF SERVICE:

Service shall be continuous (firm), except for events as specified in the Service Contract including force majeure, up to the contracted firm daily demand and subject to curtailment or discontinuance, of demand in excess of the firm contract demand, upon the Company issuing a notice not less than 4 hours prior to the time at which such curtailment or discontinuance is to commence.

RATE:

Rates per cubic metre assume an energy content of 37.69 MJ/m³.

	<u>Billing Month</u> January to December
Monthly Customer Charge	
The monthly customer charge shall be negotiated with the applicant and shall not exceed:	\$2,000.00
Delivery Charge	
Per cubic metre of Firm Contract Demand	14.7000 ¢/m³
Per cubic metre of gas delivered	1.1542 ¢/m³
Gas Supply Load Balancing Charge	1.3247 ¢/m³
Transportation Charge per cubic metre (If applicable)	5.4313 ¢/m³
Transportation Dawn Charge per cubic metre (If applicable)	1.1404 ¢/m³
System Sales Gas Supply Charge per cubic metre (If applicable)	11.3419 ¢/m³
Buy/Sell Sales Gas Supply Charge per cubic metre (If applicable)	11.3222 ¢/m³
Cap and Trade Customer Related Charge (If applicable)	0.0000 ¢/m³
Cap and Trade Facility Related Charge	0.0337 ¢/m³

The rates quoted above shall be subject to the Gas Inventory Adjustment contained in Rider "C" and the Revenue Adjustment Rider contained in Rider "E". Also, meter readings will be adjusted by the Atmospheric Pressure Factor relevant to the customer's location as shown in Rider "F". The Gas Supply Charge is applicable to volumes of natural gas purchased from the Company. The volumes purchased shall be the volumes delivered at the Point of Delivery less any volumes, which the Company does not own and are received at the Point of Acceptance for delivery to the Applicant at the Point of Delivery.

DIRECT PURCHASE ARRANGEMENTS:

Rider "A" or Rider "B" shall be applicable to Applicants who enter into Direct Purchase Arrangements under this Rate Schedule.

CURTAILMENT CREDIT:

Rate for 4 hours of notice per cubic metre of Mean Daily Volume from December to March \$ **1.10 /m³**

EFFECTIVE DATE: April 1, 2017	IMPLEMENTATION DATE: April 1, 2017	BOARD ORDER: EB-2017-0092	REPLACING RATE EFFECTIVE: January 1, 2017	Page 1 of 2 Handbook 32
----------------------------------	---------------------------------------	------------------------------	--	----------------------------

In addition, if the Applicant is supplying its own gas requirements, the gas delivered by the Applicant during the period of curtailment shall be purchased by the Company for the Company's use. The purchase price for such gas will be equal to the price that is reported for the month, in the first issue of the Natural Gas *Market Report* published by Canadian Enerdata Ltd. during the month, as the "current" "Avg." (i.e., average) "Alberta One-Month Firm Spot Price" for "AECO 'C' and Nova Inventory Transfer" in the table entitled "Domestic spot gas prices", adjusted for AECO to Empress transportation tolls and compressor fuel costs.

For the areas specified in Appendix A to this Rate Schedule, the Company's gas distribution network does not have sufficient physical capacity under current operating conditions to accommodate the provision of firm service to existing interruptible locations.

UNAUTHORIZED OVERRUN GAS RATE:

When the Applicant takes Unauthorized Supply Overrun Gas, the Applicant shall purchase such gas at a rate of 150% of the highest price on each day on which an overrun occurred for the calendar month as published in the Gas Daily for the Niagara and Iroquois export points for the CDA and EDA respectively.

Any material instance of failure to curtail in any contract year may result in the Applicant forfeiting the right to receive interruptible service under this rate schedule.

Any Applicant taking a material volume of Unauthorized Supply Overrun Gas, during a period of ordered curtailment, may forfeit its curtailment credits for the respective winter season, December through March inclusive.

On the second and subsequent occasion in a contract year when the Applicant takes Unauthorized Demand Overrun Gas, a new Contract Demand will be established and shall be charged equal to 120% of the applicable monthly charge for twelve months of the current contract term, including retroactively based on the terms of the Service Contract.

MINIMUM BILL:

Per cubic metre of Annual Volume Deficiency
(See Terms and Conditions of Service):

7.8787 ¢/m³

TERMS AND CONDITIONS OF SERVICE:

The provisions of PARTS III and IV of the Company's **HANDBOOK OF RATES AND DISTRIBUTION SERVICES** apply, as contemplated therein, to service under this Rate Schedule.

EFFECTIVE DATE:

To apply to bills rendered for gas consumed by customers on and after April 1, 2017 under Sales Service including Buy/Sell Arrangements and Transportation Service. This rate schedule is effective April 1, 2017 and replaces the identically numbered rate schedule that specifies implementation date, January 1, 2017 and that indicates as the Board Order, EB-2016-0326, effective January 1, 2017.

EFFECTIVE DATE:	IMPLEMENTATION DATE:	BOARD ORDER:	REPLACING RATE EFFECTIVE:	Page 2 of 2 Handbook 33
April 1, 2017	April 1, 2017	EB-2017-0092	January 1, 2017	

APPLICABILITY:

To any Applicant who enters into a Service Contract with the Company to use the Company's natural gas distribution network for the transportation to a single Terminal Location of a specified maximum daily volume of natural gas. The Company reserves the right to limit service under this schedule to customers whose maximum contract demand does not exceed 600,000 m3. The Service under this rate requires Automatic Meter Reading (AMR) capability. Service under this schedule is firm unless a customer is currently served under interruptible distribution service or the Company, in its sole judgment, determines that existing delivery facilities cannot adequately serve the load on a firm basis.

The unitized Monthly Contract Demand Charge is also applicable to volumes delivered to any Applicant taking service under a Curtailment Delivered Supply contract with the Company. The unitized rate equals the applicable Monthly Contract Demand Charge times 12/365.

CHARACTER OF SERVICE:

The Service shall be continuous (firm) except for events specified in the Service Contract including force majeure. The Applicant is neither allowed to take a daily quantity of gas greater than the Contract Demand nor an hourly amount in excess of the Contract Demand divided by 24, without the Company's prior consent. Interruptible Distribution Service is provided on a best efforts basis subject to the events identified in the service contract including force majeure and, in addition, shall be subject to curtailment or discontinuance of service when the Company notifies the customer under normal circumstances 4 hours prior to the time that service is subject to curtailment or discontinuance. Under emergency conditions, the Company may curtail or discontinue service on one-hour notice. The Interruptible Service Customer is not allowed to exceed maximum hourly flow requirements as specified in Service Contract.

DISTRIBUTION RATES:

Monthly Customer Charge	\$500.00	
Monthly Contract Demand Charge Firm	26.4239 ¢/m³	
Interruptible Service:		
Minimum Delivery Charge	0.3850 ¢/m³	
Maximum Delivery Charge	1.0425 ¢/m³	
	<u>Firm</u>	<u>Interruptible</u>
Cap and Trade Customer Related Charge (If applicable)	3.3181 ¢/m³	3.3181 ¢/m³
Cap and Trade Facility Related Charge	0.0290 ¢/m³	0.0290 ¢/m³
Direct Purchase Administration Charge	\$75.00	
Forecast Unaccounted For Gas Percentage	0.7%	

Monthly Minimum Bill: The Monthly Customer Charge plus the Monthly Contract Demand Charge.

TERMS AND CONDITIONS OF SERVICE:

1. To the extent that this Rate Schedule does not specifically address matters set out in PARTS III and IV of the Company's **HANDBOOK OF RATES AND DISTRIBUTION SERVICES** then the provisions in those Parts shall apply, as contemplated therein, to service under this Rate Schedule.

2. **Unaccounted for Gas (UFG) Adjustment Factor:**

The Applicant is required to deliver to the Company on a daily basis the sum of: (a) the volume of gas to be delivered to the Applicant's Terminal Location; and (b) a volume of gas equal to the forecast unaccounted for gas percentage as stated above multiplied by (a).

3. **Nominations:**

Customer shall nominate gas delivery daily based on the gross commodity delivery required to serve the customer's daily load plus the UFG, net of No-Notice Storage Service provisions under Rate 315, if applicable. The amount of gas delivered under No-Notice Storage Service will also be reduced by the UFG adjustment factor for delivery to the customer's meter.

Customers may change daily nominations based on the nomination windows within a day as defined by the customer contract with TransCanada PipeLines (TCPL) or Union Gas Limited.

Schedule of nominations under Rate 300 has to match upstream nominations. This rate does not allow for any more flexibility than exists upstream of the EGD gas distribution system. Where the customer's nomination does not match the confirmed upstream nomination, the nomination will be confirmed at the upstream value.

EFFECTIVE DATE:	IMPLEMENTATION DATE:	BOARD ORDER:	REPLACING RATE EFFECTIVE:	Page 1 of 6
April 1, 2017	April 1, 2017	EB-2017-0092	January 1, 2017	Handbook 34



Customer may nominate gas to a contractually specified Primary Delivery Area that may be EGD's Central Delivery Area (CDA) or EGD's Eastern Delivery Area (EDA) or other Delivery Area as specified in the applicable Service Contract. The Company may accept deliveries at a Secondary Delivery Area such as Dawn, at its sole discretion. Quantities of gas nominated to the system cannot exceed Contract Demand, unless Make-up Gas or Authorized Overrun is permitted.

Customers with multiple Rate 300 contracts within a Primary Delivery Area may combine nominations subject to system operating requirements and subject to the Contract Demand for each Terminal Location. For combined nominations the customer shall specify the quantity of gas to each Terminal Location and the order in which gas is to be delivered to each Terminal Location. The specified order of deliveries shall be used to administer Load Balancing Provisions to each Terminal Location. When system conditions require delivery to a single Terminal Location only, nominations with different Terminal Locations may not be combined.

4. Authorized Demand Overrun:

The Company may, at its sole discretion, authorize consumption of gas in excess of the Contract Demand for limited periods within a month, provided local distribution facilities have sufficient capacity to accommodate higher demand. In such circumstances, customer shall nominate gas delivery based on the gross commodity delivery required to serve the customer's daily load, including quantities of gas in excess of the Contract Demand, plus the UFG. The Load Balancing Provisions and/or No-Notice Storage Service provisions under Rate 315 cannot be used for Authorized Demand Overrun. Failure to nominate gas deliveries to match Authorized Demand Overrun shall constitute Unauthorized Supply Overrun.

The rate applicable to Authorized Demand Overrun shall equal the applicable Monthly Demand Charge times 12/365 provided, however, that such service shall not exceed 5 days in any contract year. Requests beyond 5 days will constitute a request for a new Contract Demand level, with retroactive charges based on terms of Service Contract.

5. Unauthorized Demand Overrun:

Any gas consumed in excess of the Contract Demand and/or maximum hourly flow requirements, if not authorized, will be deemed to be Unauthorized Demand Overrun gas. Unauthorized Demand Overrun gas will establish a new Contract Demand and shall be subject to a charge equal to 120 % of the applicable monthly charge for twelve months of the current contract term, including retroactively based on terms of Service Contract. Unauthorized Demand Overrun gas shall also be subject to Unauthorized Supply Overrun provisions. Where a customer receives interruptible service hereunder and consumes gas during a period of interruption, such gas shall be deemed Unauthorized Supply Overrun. In addition to charges for Unauthorized Supply Overrun, interruptible customers consuming gas during a scheduled interruption shall pay a penalty charge of \$18.00 per m3.

6. Unauthorized Supply Overrun:

Any volume of gas taken by the Applicant on a day at the Terminal Location which exceeds the sum of:

- i. any applicable Load Balancing Provision pursuant to Rate 300 and/or provisions of Rate 315, plus
- ii. the volume of gas delivered by the Applicant on that day shall constitute Unauthorized Supply Overrun Gas.

The Company may also deem volumes of gas to be Unauthorized Supply Overrun gas in other circumstances, as set out in the Load Balancing Provisions of Rate 300.

Any gas deemed to be Unauthorized Overrun gas shall be purchased by the customer at a price (Pe), which is equal to 150% of the highest price in effect for that day as defined below*.

EFFECTIVE DATE:	IMPLEMENTATION DATE:	BOARD ORDER:	REPLACING RATE EFFECTIVE:	Page 2 of 6
April 1, 2017	April 1, 2017	EB-2017-0092	January 1, 2017	Handbook 35

7. Unauthorized Supply Underrun:

Any volume of gas delivered by the Applicant on any day in excess of the sum of:

- i. any applicable Rate 300 Load Balancing Provision pursuant to Rate 300 and/or provisions of Rate 315, plus
- ii. the volume of gas taken by the Applicant at the Terminal Location on that day shall be classified as Supply Underrun Gas.

The Company may also deem volumes of gas to be Unauthorized Supply Underrun gas in other circumstances, as set out in the Load Balancing Provisions of Rate 300.

Any gas deemed to be Unauthorized Supply Underrun Gas shall be purchased by the Company at a price (P_u) which is equal to fifty percent (50%) of the lowest price in effect for that day as defined below**.

* where the price P_e expressed in cents / cubic metre is defined as follows:

$$P_e = (P_m * E_r * 100 * 0.03769 / 1.055056) * 1.5$$

P_m = highest daily price in U.S. \$/mmBtu published in the Gas Daily, a Platts Publication, for that day under the column "Absolute", for the Niagara export point if the terminal location is in the CDA delivery area, and the Iroquois export point if the terminal location is in the EDA delivery area.

E_r = Noon day spot exchange rate expressed in Canadian dollars per U.S. dollar for such day quoted by the Bank of Canada in the following days Globe & Mail Publication.

1.055056 = Conversion factor from mmBtu to GJ.

0.03769 = Conversion factor from GJ to cubic metres.

** where the price P_u expressed in cents / cubic metre is defined as follows:

$$P_u = (P_1 * E_r * 100 * 0.03769 / 1.055056) * 0.5$$

P_1 = lowest daily price in U.S. \$/mmBtu published in the Gas Daily, a Platts Publication, for that day under the column "Absolute", for the Niagara export point if the terminal location is in the CDA delivery area, and the Iroquois export point if the terminal location is in the EDA delivery area.

Term of Contract:

A minimum of one year. A longer-term contract may be required if incremental assets/facilities have been procured/built for the customer. Migration from an unbundled rate to bundled rate may be restricted subject to availability of adequate transportation and storage assets.

Right to Terminate Service:

The Company reserves the right to terminate service to customers served hereunder where the customer's failure to comply with the parameters of this rate schedule, including interruptible service and load balancing provisions, jeopardizes either the safety or reliability of the gas system. The Company shall provide notice to the customer of such termination; however, no notice is required to alleviate emergency conditions.

Load Balancing:

Any difference between actual daily-metered consumption and the actual daily volume of gas delivered to the system less the UFG shall first be provided under the provisions of Rate 315 - Gas Storage Service, if applicable. Any remaining difference will be subject to the Load Balancing Provisions.

EFFECTIVE DATE:	IMPLEMENTATION DATE:	BOARD ORDER:	REPLACING RATE EFFECTIVE:	Page 3 of 6
April 1, 2017	April 1, 2017	EB-2017-0092	January 1, 2017	Handbook 36



LOAD BALANCING PROVISIONS:

Load Balancing Provisions shall apply at the customer's Terminal Location.

In the event of an imbalance any excess delivery above the customer's actual consumption or delivery less than the actual consumption shall be subject to the Load Balancing Provisions.

Definitions:

Aggregate Delivery:

The Aggregate Delivery for a customer's account shall equal the sum of the confirmed nominations of the customer for delivery of gas to the applicable delivery area from all pipeline sources plus, where applicable, the confirmed nominations of the customer for Storage Service under Rate 316 or Rate 315 and any available No-Notice Storage Service under Rate 315 for delivery of gas to the Applicable Delivery Area.

Applicable Delivery Area:

The Applicable Delivery Area for each customer shall be specified by contract as a Primary Delivery Area. Where system-operating conditions permit, the Company, in its sole discretion, may accept a Secondary Delivery Area as the Applicable Delivery Area by confirming the customer's nomination of such area. Confirmation of a Secondary Delivery Area for a period of a gas day shall cause such area to become the Applicable Delivery Area for such day. Where delivery occurs at both a Terminal Location and a Secondary Delivery Area on a given day, the sum of the confirmed deliveries may not exceed Contract Demand, unless Demand Overrun and/or Make-up Gas is authorized.

Primary Delivery Area:

The Primary Delivery Area shall be delivery area such as EGD's Central Delivery Area (CDA) or EGD's Eastern Delivery Area (EDA), or other Delivery Area as specified in the applicable Service Contract.

Secondary Delivery Area:

A Secondary Delivery Area may be a delivery area such as Dawn where the Company, at its sole discretion, determines that operating conditions permit gas deliveries for a customer.

Actual Consumption:

The Actual Consumption of the customer shall be the metered quantity of gas consumed at the customer's premise.

Net Available Delivery:

The Net Available Delivery shall equal the Aggregate Delivery times one minus the annually determined percentage of Unaccounted for Gas (UFG) as reported by the Company.

Daily Imbalance:

The Daily Imbalance shall be the absolute value of the difference between Actual Consumption and Net Available Delivery.

Cumulative Imbalance:

The Cumulative Imbalance shall be the sum of the difference between Actual Consumption and Net Available Delivery.

EFFECTIVE DATE:	IMPLEMENTATION DATE:	BOARD ORDER:	REPLACING RATE EFFECTIVE:	Page 4 of 6
April 1, 2017	April 1, 2017	EB-2017-0092	January 1, 2017	Handbook 37



Maximum Contractual Imbalance:

The Maximum Contractual Imbalance shall be equal to 60% of the customer's Contract Demand.

Winter and Summer Seasons:

The winter season shall commence on the date that the Company provides notice of the start of the winter period and conclude on the date that the Company provides notice of the end of the winter period. The summer season shall constitute all other days. The Company shall provide advance notice to the customer of the start and end of the winter season as soon as reasonably possible, but in no event not less than 2 days prior to the start or end.

Operational Flow Order:

An Operational Flow Order (OFO) shall constitute an issuance of instructions to protect the operational capacity and integrity of the Company's system, including distribution and/or storage assets, and/or connected transmission pipelines.

Enbridge Gas Distribution, acting reasonably, may call for an OFO in the following circumstances:

- Capacity constraint on the system, or portions of the system, or upstream systems, that are fully utilized;
- Conditions where the potential exists that forecasted system demand plus reserves for short notice services provided by the Company and allowances for power generation customers' balancing requirements would exceed facility capabilities and/or provisions of 3rd party contracts;
- Pressures on the system or specific portions of the system are too high or too low for safe operations;
- Storage system constraints on capacity or pressure or caused by equipment problems resulting in limited ability to inject or withdraw from storage;
- Pipeline equipment failures and/or damage that prohibits the flow of gas;
- Any and all other circumstances where the potential for system failure exists.

Daily Balancing Fee:

On any day where the customer has a Daily Imbalance the customer shall pay a Daily Balancing Fee equal to:

(Tier 1 Quantity X Tier 1 Fee) + (Tier 2 Quantity X Tier 2 Fee) + (Applicable Penalty Fee for Imbalance in excess of the Maximum Contractual Imbalance X the amount of Daily Imbalance in excess of the Maximum Contractual Imbalance)

Where Tier 1 and 2 Fees and Quantities are set forth as follows:

Tier 1 = Daily Imbalance of greater than 2% but less than 10% of the Maximum Contractual Imbalance and shall be subject to a charge of 0.9421 cents/M3

Tier 2 = Daily Imbalance of greater than 10% but less than Maximum Contractual Imbalance shall be subject to a charge of 1.1305 cents/m3

The customers shall also pay any Limited Balancing Agreement (LBA) charges imposed by the pipeline on days when the customer has a Daily Imbalance provided such imbalance matches the direction of the pipeline imbalance. LBA charges shall first be allocated to customers served under Rate 125 and 300. The system bears a portion of these charges only to the extent that the system incurs such charges based on its operation excluding the operation of customers under Rates 125 and 300. In that event, LBA charges shall be prorated based on the relative imbalances.

EFFECTIVE DATE:	IMPLEMENTATION DATE:	BOARD ORDER:	REPLACING RATE EFFECTIVE:	Page 5 of 6
April 1, 2017	April 1, 2017	EB-2017-0092	January 1, 2017	Handbook 38



A Daily Imbalance in excess of the Maximum Contractual Imbalance shall be deemed to be Unauthorized Supply Overrun or Underrun gas, as appropriate.

Customer's Actual Consumption cannot exceed Net Available Delivery when the Company issues an Operational Flow Order in the winter. Net nominations must not be less than consumption at the Terminal Location. Any negative Daily Imbalance on a winter Operational Flow Order day shall be deemed to be Unauthorized Supply Overrun. Customer's Net Available Delivery cannot exceed Actual Consumption when the Company issues an Operational Flow Order in the summer. Actual Consumption must not be less than net nomination at the Terminal Location. Any positive Daily Imbalance on a summer Operational Flow Order day shall be deemed to be Unauthorized Supply Underrun.

The Company will waive Daily Balancing Fee and Cumulative Imbalance Charge on the day of an Operational Flow Order if the customer used less gas than the amount the customer delivered to the system during the winter season or the customer used more gas than the amount the customer delivered to the system during the summer season. The Company will issue a 24-hour advance notice to customers of Operational Flow Orders and suspension of Load Balancing Provisions.

Cumulative Imbalance Charges:

Customers may trade Cumulative Imbalances within a delivery area.

Customers shall be permitted to nominate Make-up Gas, subject to operating constraints, provided that Make-up Gas plus Aggregate Delivery do not exceed Contract Demand. The Company may, on days with no operating constraints, authorize Make-up Gas that, in conjunction with Aggregate Delivery, exceeds Contract Demand.

The customer's Cumulative Imbalance cannot exceed its Maximum Contractual Imbalance. The excess imbalance shall be deemed to be Unauthorized Supply Overrun or Underrun gas, as appropriate.

The Cumulative Imbalance Fee, applicable daily, is 0.6974 cents/m3 per unit of imbalance.

The customer's Cumulative Imbalance shall be equal to zero within five (5) days from the last day of the Service Contract.

EFFECTIVE DATE:

To apply to bills rendered for gas delivered on and after April 1, 2017. This rate schedule is effective April 1, 2017 and replaces the identically numbered rate schedule that specifies implementation date, January 1, 2017 and that indicates the Board Order, EB-2016-0326 effective January 1, 2017.

EFFECTIVE DATE:	IMPLEMENTATION DATE:	BOARD ORDER:	REPLACING RATE EFFECTIVE:	Page 6 of 6
April 1, 2017	April 1, 2017	EB-2017-0092	January 1, 2017	Handbook 39



APPLICABILITY:

This rate is available to any customer taking service under Distribution Rates 125 and 300. It requires a Service Contract that identifies the required storage space and deliverability. In addition, the customer shall maintain a positive balance of gas in storage at all times or forfeit the use of Storage Services for Load Balancing and No-Notice Storage Service.

A daily nomination for storage injection and withdrawal except for No-Notice Storage Service, hereunder, which is used automatically for daily Load Balancing, shall also be required.

The maximum hourly injections / withdrawals shall equal 1/24th of the daily Storage Demand. No-Notice Storage Service is available up to the maximum daily withdrawal rights less the nominated withdrawal or the maximum daily injection rights less the nominated injections.

Storage space shall be based on either of two storage allocation methodologies: (customer's average winter demand - customer's average annual demand) x 151, or [(17 x customer's maximum hourly demand) / 0.1] x 0.57. Customers have the option to select from these two storage space allocation methods the one that best suits their requirements.

Maximum deliverability shall be 1.2% of contracted storage space. The customer may inject and withdraw gas based on the quantity of gas in storage and the limitations specified in the Service Contract. Both injection and withdrawal shall be subject to applicable storage ratchets as determined by the Company and posted from time to time.

CHARACTER OF SERVICE:

Service shall be firm when used in conjunction with firm distribution service. Service is interruptible when used in conjunction with interruptible distribution service. All service is subject to contract terms and force majeure.

The service is available on two bases:

- (1) Service nominated daily based on the available capacity and gas in storage up to the maximum contracted daily deliverability; and
- (2) No-Notice Storage Service for daily Load Balancing consistent with the maximum hourly deliverability.

RATE:

The following rates and charges shall apply in respect to all gas received by the Company from and delivered by the Company to storage on behalf of the Applicant.

Monthly Customer Charge:	\$150.00
Storage Reservation Charge:	
Monthly Storage Space Demand Charge	0.0504 ¢/m³
Monthly Storage Deliverability Demand Charge	22.6256 ¢/m³
Injection & Withdrawal Unit Charge:	0.3267 ¢/m³
Monthly Minimum Bill: The sum of the Monthly Customer Charge plus Monthly Demand Charges.	
Cap and Trade Customer Related Charge (If applicable)	0.0000 ¢/m³
Cap and Trade Facility Related Charge	0.0048 ¢/m³

FUEL RATIO REQUIREMENT:

The Fuel Ratio per unit of gas injected and withdrawn is 0.35%.

All Storage Space and Deliverability/Injection Demand Charges are applicable monthly. Injection and withdrawal charges are applicable to each unit of gas injected or withdrawn based on daily nominations and No-Notice Storage Service quantities.

EFFECTIVE DATE: April 1, 2017	IMPLEMENTATION DATE: April 1, 2017	BOARD ORDER: EB-2017-0092	REPLACING RATE EFFECTIVE: January 1, 2017	Page 1 of 3 Handbook 40
----------------------------------	---------------------------------------	------------------------------	--	----------------------------

All deemed withdrawal quantities under the No-Notice Storage Service provisions of this rate will be adjusted for the UFG provisions applicable to the distribution service rates.

In addition, for each unit of injection or withdrawal there will be an applicable fuel charge adjustment expressed as a percent of gas.

TERMS AND CONDITIONS OF SERVICE:

1. Nominated Storage Service:

Nominations under this rate shall only be accepted at the standard North American Energy Standards Board ("NAESB") nomination windows. The customer may elect to nominate all or a portion of the available withdrawal capacity for delivery to the applicable Primary Delivery Area, which may be EGD's Central Delivery Area (CDA) or EGD's Eastern Delivery Area (EDA). All volumes nominated from storage are delivered first for purposes of daily Load Balancing of available supply assets. When system conditions permit, the customer may nominate all or a portion of the available withdrawal capacity for delivery to Dawn or to the customer's Primary Delivery Area for purposes other than consumption at the customer's own meter.

Storage not nominated for delivery will be available for No-Notice Storage Service. The sum of gas nominated for storage injection and for the Terminal Location shall not exceed the customer's Contract Demand (CD).

The customer may also nominate gas for delivery into storage by nominating the storage delivery area as the Primary Delivery Area. Gas nominated for storage delivery will not be available for No-Notice Storage Service. The sum of gas nominated for storage injection and for the Terminal Location shall not exceed the customer's CD. Any gas in excess of the contract demand will be subject to cash out as injection overrun gas.

The Company reserves the right to limit injection and withdrawal rights to all storage customers in certain situations, such as major maintenance or construction projects, and may reduce nominations for injections and withdrawals over and above applicable storage ratchets. The Company will provide customers with one week's notice of its intent to limit injection and withdrawal rights, and at the same time, shall provide its best estimate of the duration and extent of the limitations.

In situations where the Company limits injection and withdrawal rights, the Company shall proportionately reduce the Storage Deliverability/Injection Demand Charge for affected customers based on the number of days the limitation is in effect and the difference between Deliverability/Injection Demand, subject to applicable storage ratchets, and the quantity of gas actually delivered or injected.

2. No-Notice Storage Service:

The Company, at its sole discretion based on operating conditions, may provide a No-Notice Storage Service that allows customers taking gas under distribution service rates to balance daily deliveries using this Storage Service. No-Notice Storage Service requires that the customer grant the Company the exclusive right to use unscheduled service available from storage to reduce the daily imbalance associated with the actual consumption of the customer.

No-Notice Storage Service is limited to the available, unscheduled withdrawal or injection capacity under contract to serve a customer. Where the customer serves multiple delivery locations from a single storage Service Contract, the customer shall specify the order in which gas is to be delivered to each Terminal Location served under a distribution Service Contract. The specified order of deliveries shall be used to administer Load Balancing Provisions to each Terminal Location.

The availability of No-Notice Storage Service is subject to and reduced by any service schedule from or to storage. To the extent that the quantity of gas available in storage is insufficient to meet the requirements of the customer under a No-Notice Storage Service, the customer will be unable to use the service on a no-notice basis for Load Balancing service. To the extent that the scheduled injections into storage plus No-Notice Storage Service exceed the maximum limit for injection, No-Notice Storage Service will be reduced and the remainder of the gas will constitute a daily imbalance. Gas delivered in excess of the maximum injection quantity shall be deemed injection overrun gas and cashed out at 50% of the lowest index price of gas.

EFFECTIVE DATE: April 1, 2017	IMPLEMENTATION DATE: April 1, 2017	BOARD ORDER: EB-2017-0092	REPLACING RATE EFFECTIVE: January 1, 2017	Page 2 of 3 Handbook 41
----------------------------------	---------------------------------------	------------------------------	--	----------------------------



RATE NUMBER: **315**

Other provisions:

If the customer elects to use the contracted storage capacity at less than the full volumetric capacity of the storage, the Company may inject its own gas provided that such injection does not reduce the right of the customer to withdraw the full amount of gas injected on any day during the withdrawal season or to schedule its full injection right during the injection season.

Term of Contract:

A minimum of one year.

A longer-term contract may be required if incremental contracts/assets/facilities have been procured/built for the customer.

EFFECTIVE DATE:

To apply to bills rendered for gas delivered on and after April 1, 2017. This rate schedule is effective April 1, 2017 and replaces the identically numbered rate schedule that specifies implementation date, January 1, 2017 and that indicates the Board Order, EB-2016-0326 effective January 1, 2017.

EFFECTIVE DATE:	IMPLEMENTATION DATE:	BOARD ORDER:	REPLACING RATE EFFECTIVE:	Page 3 of 3
April 1, 2017	April 1, 2017	EB-2017-0092	January 1, 2017	Handbook 42



APPLICABILITY:

This rate is available to any customer taking service under Distribution Rates 125 and 300. It requires a Service Contract that identifies the required storage space and deliverability. The customer shall maintain a positive balance of gas in storage at all times. In addition, the customer must arrange for pipeline delivery service from Dawn to the applicable Primary Delivery Area.

This service is not a delivered service and is only available when the relevant pipeline confirms the delivery.

The maximum hourly injections / withdrawals shall equal 1/24th of the daily Storage Demand.

Storage space shall be based on either of two storage allocation methodologies: (customer's average winter demand - customer's average annual demand) x 151, or [(17 x customer's maximum hourly demand) / 0.1] x 0.57. Customers have the option to select from these two storage space allocation methods the one that best suits their requirements.

Maximum deliverability shall be 1.2% of contracted storage space. The customer may inject and withdraw gas based on the quantity of gas in storage and the limitations specified in the Service Contract. Both injection and withdrawal shall be subject to applicable storage ratchets as determined by the Company and posted from time to time.

CHARACTER OF SERVICE:

Service shall be firm when used in conjunction with firm distribution service. Service is interruptible when used in conjunction with interruptible distribution service. All service is subject to contract terms and force majeure.

The service is nominated based on the available capacity and gas in storage up to the maximum contracted daily deliverability.

RATE:

The following rates and charges shall apply in respect to all gas received by the Company from and delivered by the Company to storage on behalf of the Applicant.

Monthly Customer Charge:	\$150.00
Storage Reservation Charge:	
Monthly Storage Space Demand Charge	0.0504 ¢/m³
Monthly Storage Deliverability Demand Charge	5.2531 ¢/m³
Injection & Withdrawal Unit Charge:	0.1016 ¢/m³
Monthly Minimum Bill: The sum of the Monthly Customer Charge plus Monthly Demand Charges.	
Cap and Trade Customer Related Charge (If applicable)	0.0000 ¢/m³
Cap and Trade Facility Related Charge	0.0048 ¢/m³

FUEL RATIO REQUIREMENT:

The Fuel Ratio per unit of gas injected and withdrawn is 0.35%.

All Storage Space and Deliverability/Injection Demand Charges are applicable monthly. Injection and withdrawal charges are applicable to each unit of gas injected or withdrawn based on daily nominations.

In addition, for each unit of injection or withdrawal there will be an applicable fuel charge adjustment expressed as a percent of gas.

EFFECTIVE DATE:	IMPLEMENTATION DATE:	BOARD ORDER:	REPLACING RATE EFFECTIVE:	Page 1 of 2
April 1, 2017	April 1, 2017	EB-2017-0092	January 1, 2017	Handbook 43

TERMS AND CONDITIONS OF SERVICE:

Nominated Storage Service:

The customer shall nominate storage injections and withdrawals daily. The customer may change daily nominations based on the nomination windows within a day as defined by the customer contract with Union Gas Limited and TransCanada PipeLines (TCPL).

The customer may elect to nominate all or a portion of the available withdrawal capacity for delivery to the applicable Primary Delivery Area.

The Company reserves the right to limit injection and withdrawal rights to all storage customers in certain situations, such as major maintenance or construction projects, and may reduce nominations for injections and withdrawals over and above applicable storage ratchets. The Company will provide customers with one week's notice of its intent to limit injection and withdrawal rights, and at the same time, shall provide its best estimate of the duration and extent of the limitations.

In situations where the Company limits injection and withdrawal rights, the Company shall proportionately reduce the Storage Deliverability/Injection Demand Charge for affected customers based on the number of days the limitation is in effect and the difference between Deliverability/Injection Demand, subject to applicable storage ratchets, and the quantity of gas actually delivered or injected.

The customer may transfer the title of gas in storage.

Other provisions:

If the customer elects to use the contracted storage capacity at less than the full volumetric capacity of the storage, the Company may inject its own gas provided that such injection does not reduce the right of the customer to withdraw the full amount of gas injected on any day during the withdrawal season or to schedule its full injection right during the injection season.

Term of Contract:

A minimum of one year.

A longer-term contract may be required if incremental contracts/assets/facilities have been procured/built for the customer.

EFFECTIVE DATE:

To apply to bills rendered for gas delivered on and after April 1, 2017. This rate schedule is effective April 1, 2017 and replaces the identically numbered rate schedule that specifies implementation date, January 1, 2017 and that indicates the Board Order, EB-2016-0326 effective January 1, 2017.

EFFECTIVE DATE:	IMPLEMENTATION DATE:	BOARD ORDER:	REPLACING RATE EFFECTIVE:	Page 2 of 2
April 1, 2017	April 1, 2017	EB-2017-0092	January 1, 2017	Handbook 44

APPLICABILITY:

To any Applicant whose delivery of natural gas to the Company for transportation to a Terminal Location has been interrupted prior to the delivery of such gas to the Company.

CHARACTER OF SERVICE:

The volume of gas available for backstopping in any day shall be determined by the Company exercising its sole discretion. If the aggregate daily demand for service under this Rate Schedule exceeds the supply available for such day, the available supply shall be allocated to firm service customers on a first requested basis and any balance shall be available to interruptible customers on a first requested basis.

RATE:

The rates applicable in the circumstances contemplated by this Rate Schedule, in lieu of the Gas Supply Charges specified in any of the Company's other Rate Schedules pursuant to which the Applicant is taking service, shall be as follows:

	<u>Billing Month</u> January to December
Gas Supply Charge Per cubic metre of gas sold	17.4092 ¢/m³
Cap and Trade Customer Related Charge (If applicable)	0.0000 ¢/m³
Cap and Trade Facility Related Charge	0.0000 ¢/m³

provided that if upon the request of an Applicant, the Company quotes a rate to apply to gas which is delivered to the Applicant at a particular Terminal Location on a particular day or days and to which this Rate Schedule is applicable (which rate shall not be less than the Company's avoided cost in the circumstances at the time nor greater than the otherwise applicable rate specified above), then the Gas Supply Charge applicable to such gas shall be the rate quoted by the Company.

EFFECTIVE DATE:

To apply to bills rendered for gas consumed by customers on and after April 1, 2017 under Sales Service and Transportation Service. This rate schedule is effective April 1, 2017 and replaces the identically numbered rate schedule that specifies implementation date, January 1, 2017 and that indicates the Board Order, EB-2016-0326, effective January 1, 2017.

EFFECTIVE DATE: April 1, 2017	IMPLEMENTATION DATE: April 1, 2017	BOARD ORDER: EB-2017-0092	REPLACING RATE EFFECTIVE: January 1, 2017	Page 1 of 1 Handbook 45
----------------------------------	---------------------------------------	------------------------------	--	----------------------------

APPLICABILITY AND CHARACTER OF SERVICE:

Service under this rate schedule shall apply to the Transmission and Compression Service Agreement with Union Gas Limited dated April 1, 1989, and the Transmission, Compression and Pool Storage Service Agreement with Centra Gas Ontario Inc. dated May 30, 1994. Service shall be provided subject to the terms and conditions specified in the Service Agreement.

RATE:

The Customer shall pay for service rendered in each month in a contract year, the sum of the following applicable charges:

	Transmission & Compression \$/10³m³	Pool Storage \$/10³m³
Demand Charge for:		
Annual Turnover Volume	0.2002	0.1873
Maximum Daily Withdrawal Volume	22.0216	20.8192
Commodity Charge	0.8895	0.1608
Cap and Trade Customer Related Charge (If applicable)		0.0000 ¢/m³
Cap and Trade Facility Related Charge		0.0066 ¢/m³

FUEL RATIO REQUIREMENT:

Fuel Ratio applicable to per unit of gas injected and withdrawn is 0.35%.

MINIMUM BILL:

The minimum monthly bill shall be the sum of the applicable Demand Charges as stated in Rate Section above.

EXCESS VOLUME AND OVERRUN RATES:

In addition to the charges provided for in the Rate Section above, the Customer shall pay, for services rendered, the sum of the following applicable charges as they are incurred:

TERMS AND CONDITIONS OF SERVICE:

1. Excess Volumes will be billed at the total of the Excess Volume Charges as stated above.
2. Transmission and Compression, and Pool Storage Overrun Service will be billed according to the following:
 - (a) At the end of each month, in a contract year, the Company will make a determination, for each day in the month, of
 - (i) the difference between the volume of gas actually delivered, exclusive of the fuel volume, for Customer's account into the Company System, at the Point of Delivery and the Customer's Maximum Daily Injection Volume, and
 - (ii) the difference between the volume of gas actually delivered, exclusive of the fuel volume, for Customer's account from the Company System, at the Point of Delivery, and the Customer's Maximum Daily Withdrawal Volume.

EFFECTIVE DATE: April 1, 2017	IMPLEMENTATION DATE: April 1, 2017	BOARD ORDER: EB-2017-0092	REPLACING RATE EFFECTIVE: January 1, 2017	Page 1 of 2 Handbook 46
----------------------------------	---------------------------------------	------------------------------	--	----------------------------

	Excess Volume Charge \$/10³m³ / Year	Overrun Charge \$/10³m³ / Day
Transmission & Compression		
Authorized	2.6426	0.7240
Unauthorized	-	290.6851
Pool Storage		
Authorized	2.4724	0.6845
Unauthorized	-	274.8134

(b) For each day of the month, where any such differences exceed 2.0 percent of the Customer's relevant Maximum Daily Injection Volume and/or Maximum Daily Withdrawal Volume, the Customer shall pay a charge equal to the relevant Overrun rates, as stated above, for such differences.

BILLING ADJUSTMENT:

1. Injection deficiency - If at the beginning of any Withdrawal Period the Customer's Storage Balance is less than the Customer's Annual Turnover Volume, due solely to the Company's inability to inject gas for any reason other than the fault of the Customer, then the applicable Demand Charge for Annual Turnover Volume for the contract year beginning the prior April 1 as stated in Rate Section as applicable, shall be adjusted by multiplying each by a fraction, the numerator of which shall be the Customer's Storage Gas Balance as of the beginning of such Withdrawal Period and the denominator shall be the Customer's Annual Turnover Volume as it may have been established for the then current year.
2. Withdrawal deficiency - If in any month in a contract year for any reason other than the fault of the Customer, the Company fails or is unable to deliver during any one or more days, the amount of gas which the Customer has nominated, up to the maximum volumes which the Company is obligated by the Agreement to deliver to the Customer, then the Demand Charge for maximum Contract Daily Withdrawal Volume in the contract year otherwise payable for the month in which such failure occurs, as stated in Rate Section above, as applicable, shall be reduced by an amount for each day of deficiency to be calculated as follows: The Demand Charge for maximum Contract Daily Withdrawal Volume for the contract year for the month will be divided by 30.4 and the result obtained will then be multiplied by a fraction, the numerator being the difference between the nominated volume for such day and the delivered volume for such day and the denominator being the Customer's maximum Contract Daily Withdrawal Volume for such contract year.

TERMS AND EXPRESSIONS:

In the application of this Rate Schedule to each of the Agreements, terms and expressions used in this Rate Schedule have the meanings ascribed thereto in such Agreement.

EFFECTIVE DATE:

To apply to bills rendered for gas delivered on and after April 1, 2017. This rate schedule is effective April 1, 2017 and replaces the identically numbered rate schedule that specifies implementation date, January 1, 2017 and that indicates the Board Order, EB-2016-0326 effective January 1, 2017.

EFFECTIVE DATE: April 1, 2017	IMPLEMENTATION DATE: April 1, 2017	BOARD ORDER: EB-2017-0092	REPLACING RATE EFFECTIVE: January 1, 2017	Page 2 of 2 Handbook 47
----------------------------------	---------------------------------------	------------------------------	--	----------------------------

APPLICABILITY:

To any Applicant who enters into a Storage Contract with the Company for delivery by the Applicant to the Company and re-delivery by the Company to the Applicant of a volume of natural gas owned by the Applicant.

CHARACTER OF SERVICE:

Service under this rate is for Full Cycle or Short Cycle storage service; with firm or interruptible injection and withdrawal service, all as may be available from time to time.

RATE:

The following rates and charges shall apply in respect of all gas received by the Company from and re-delivered by the Company to the Applicant.

	Firm \$/10 ³ m ³	Full Cycle Interruptible \$/10 ³ m ³	Short Cycle \$/10 ³ m ³	
Monthly Demand Charge per unit of Annual Turnover Volume:				
Minimum	0.3875	0.3875	-	
Maximum	1.9375	1.9375	-	
Monthly Demand Charge per unit of Contracted Daily Withdrawal:				
Minimum	42.8408	34.2726	-	
Maximum	214.2040	171.3632	-	
Commodity Charge per unit of gas delivered to / received from storage:				
Minimum	1.0503	1.0503	0.4126	
Maximum	5.2515	5.2515	40.4017	
Cap and Trade Customer Related Charge (If applicable)			0.0000	¢/m ³
Cap and Trade Facility Related Charge			0.0066	¢/m ³

FUEL RATIO REQUIREMENT:

The Fuel Ratio per unit of gas injected and withdrawn is 0.35%.

TRANSACTING IN ENERGY:

The conversion factor is 37.74MJ/m³, which corresponds to Union Gas' System Wide Average Heating Value, as per the Board's RP-1999-0017 Decision with Reasons.

MINIMUM BILL:

The minimum monthly bill shall be the sum of the applicable Demand Charges.

OVERRUN RATES:

The units rates stated below will apply to overrun volumes. The provision of Authorized Overrun service will be at the Company's sole discretion.

	Firm \$/10 ³ m ³	Full Cycle Interruptible \$/10 ³ m ³	Short Cycle \$/10 ³ m ³
Authorized Overrun			
Annual Turnover Volume			
Negotiable, not to exceed:	40.4017	40.4017	40.4017
Authorized Overrun			
Daily Injection/Withdrawal			
Negotiable, not to exceed:	40.4017	40.4017	40.4017
Unauthorized Overrun			
Annual Turnover Volume			
Excess Storage Balance			
Excess Storage Balance	404.0173	404.0173	404.0173
December 1 - October 31	40.4017	40.4017	40.4017
Unauthorized Overrun			
Annual Turnover Volume			
Negative Storage Balance			

TERMS AND CONDITIONS OF SERVICE:

1. All Services are available at the Company's sole discretion.
2. Delivery and Re-delivery of the volume of natural gas shall be from/to the facilities of Union Gas Limited and / or TransCanada PipeLines Limited in Dawn Township and/or Niagara Gas Transmission Limited in Moore Township.
3. The Customers daily injections or withdrawals will be adjusted to provide for the fuel ratio stated in the Fuel Ratio Section. In the event that a Short Cycle service does not require fuel for injection and/or withdrawal, the fuel ratio commodity charge may be waived.

EFFECTIVE DATE:

To apply to bills rendered for gas delivered on and after April 1, 2017. This rate schedule is effective April 1, 2017 and replaces the identically numbered rate schedule that specifies implementation date, January 1, 2017 and that indicates the Board Order, EB-2016-0326 effective January 1, 2017.

EFFECTIVE DATE: April 1, 2017	IMPLEMENTATION DATE: April 1, 2017	BOARD ORDER: EB-2017-0092	REPLACING RATE EFFECTIVE: January 1, 2017	Page 2 of 2 Handbook 49
----------------------------------	---------------------------------------	------------------------------	--	----------------------------

APPLICABILITY:

To any Applicant who enters into an agreement with the Company pursuant to the Rate 331 Tariff ("Tariff") for transportation service on the Company's pipelines extending from Tecumseh to Dawn ("Tecumseh Pipeline"). The Company will receive gas at Tecumseh and deliver the gas at Dawn. Capitalized terms used in this Rate Schedule shall have the meanings ascribed to those terms in the Tariff.

CHARACTER OF SERVICE:

Transportation service under this Rate Schedule may be available on a firm basis ("FT Service") or an interruptible basis ("IT Service"), subject to the terms and conditions of service set out in the Tariff and the applicable rates set out below.

RATE:

The following rates, effective April 1, 2017, shall apply in respect of FT and IT Service under this Rate Schedule:

	Demand Rate \$/10 ³ m ³	Commodity Rate \$/10 ³ m ³	
FT Service	5.6430	-	
IT Service	-	0.2230	
Cap and Trade Customer Related Charge (If applicable)		0.0000	¢/m ³
Cap and Trade Facility Related Charge		0.0018	¢/m ³

FT Service: The monthly demand charge shall be the products obtained by multiplying the applicable Maximum Daily Volume by the above demand rate.

IT Service: The monthly commodity charge shall be the product obtained by multiplying the applicable Delivery Volume for the Month by the above commodity rate.

TERMS AND CONDITIONS OF SERVICE:

The terms and conditions of FT and IT Service are set out in the Tariff. The provisions of PARTS I to IV of the Company's HANDBOOK OF RATES AND DISTRIBUTION SERVICES do not apply to Rate 331 service.

EFFECTIVE DATE:

The Tariff was approved by the Board in Board Order EB-2010-0177, dated July 12, 2010, and is posted and available on the Company's website. In accordance with Section 1.6.2 of the Board's Storage and Transportation Access Rule, the Tariff does not apply to any Rate 331 service agreements executed prior to June 16, 2010.

EFFECTIVE DATE: April 1, 2017	IMPLEMENTATION DATE: April 1, 2017	BOARD ORDER: EB-2017-0092	REPLACING RATE EFFECTIVE: January 1, 2017	Page 1 of 1 Handbook 50
----------------------------------	---------------------------------------	------------------------------	--	----------------------------

APPLICABILITY:

To any Applicant who enters into an agreement with the Company pursuant to the Rate 332 Tariff ("Tariff") for transportation service on the Company's Albion Pipeline, as defined in the Tariff. Capitalized terms used in this Rate Schedule shall have the meanings ascribed to those terms in the Tariff.

CHARACTER OF SERVICE:

Transportation service under this Rate Schedule shall be provided on a firm basis, subject to the terms and conditions set out in the Tariff and this Rate Schedule.

RATE:

The following charges, effective April 1, 2017, shall apply for transportation service under this Rate Schedule:

Monthly Contract Demand Charge	<u>\$/GJ</u> \$1.2075	<u>\$/103m3</u> 45.5107
Authorized Overrun Charge	<u>\$/GJ</u> \$0.0476	<u>\$/103m3</u> 1.7940
Cap and Trade Customer Related Charge (If applicable)	0.0000	¢/m³
Cap and Trade Facility Related Charge	0.0018	¢/m³

The Monthly Contract Demand charge is equal to the Daily Contract Demand of \$0.0397 per GJ or \$1.4963 per 10³m³.

Monthly Minimum Bill: The minimum monthly bill shall equal the applicable Monthly Contract Demand Charge times the Maximum Daily Quantity.

Authorized Overrun Service: The Company may, in its sole discretion, authorize transportation of gas in excess of the Maximum Daily Quantity provided excess capacity is available. The excess volumes will be subject to the Authorized Overrun Charge.

In addition to the rates quoted above, Applicants taking Rate 332 transportation service will be required to pay any charges resulting from Board approved dispositions of Deferral and Variance account balances pertaining to Rate 332.

TERMS AND CONDITIONS OF SERVICE:

The terms and conditions of transportation service are set out in the Tariff.

The provisions of Parts I to IV of the Company's HANDBOOK OF RATES AND DISTRIBUTION SERVICES do not apply to Rate 332 transportation service.

EFFECTIVE DATE:

The Tariff was approved by the Board in Board Order EB-2016-0028 available on the Company's website.

EFFECTIVE DATE:	IMPLEMENTATION DATE:	BOARD ORDER:	REPLACING RATE EFFECTIVE:	Page 1 of 1
April 1, 2017	April 1, 2017	EB-2017-0092	January 1, 2017	Handbook 51

Applicants located off the piping networks noted below or off piping systems supplied from these networks may be curtailed to maintain distribution system integrity.

The Town of Collingwood
The Town of Midland

EFFECTIVE DATE: April 1, 2017	IMPLEMENTATION DATE: April 1, 2017	BOARD ORDER: EB-2017-0092	REPLACING RATE EFFECTIVE: January 1, 2017	Page 1 of 1 Handbook 52
----------------------------------	---------------------------------------	------------------------------	--	----------------------------

APPLICABILITY:

This rider is applicable to any Applicant who enters into Gas Transportation Agreement with the Company under any rate other than Rates 125 and 300.

MONTHLY DIRECT PURCHASE ADMINISTRATION CHARGE:

Fixed Charge	\$75.00 per month
Account Charge	\$0.21 per month per account

AVERAGE COST OF TRANSPORTATION:

The average cost of transportation effective April 1, 2017:

Service Type:	Point of Acceptance	Firm Transportation (FT)
T-Service:	CDA, EDA	5.4313 ¢/m ³
Dawn T-Service:	CDA, EDA	1.1404 ¢/m ³

TCPL FT CAPACITY TURNBACK:**APPLICABILITY:**

To Ontario T-Service and Western T-Service customers who have been or will be assigned TCPL capacity by the Company.

TERMS AND CONDITIONS OF SERVICE:

1. The Company will accommodate TCPL FT capacity turnback requests from customers, but only if it can do so in accordance with the following considerations:
 - i. The FT capacity to be turned back must be replaced with alternative, contracted firm transportation (primary capacity or assignment) of equivalent quality to the TCPL FT capacity;
 - ii. The amount of turnback capacity that Enbridge otherwise may accommodate may be reduced to address the impact of stranded costs, other transitional costs or incremental gas costs resulting from the loss of STS capacity arising from any turnback request; and
 - iii. Enbridge must act in a manner that maintains the integrity and reliability of the gas distribution system and that respects the sanctity of contracts.
2. Requests for TCPL FT turnback must be made in writing to the attention of Enbridge's Direct Purchase group.
3. All TCPL FT capacity turnback requests will be treated on an equitable basis.
4. The percentage turnback of TCPL FT capacity will be applied at the Direct Purchase Agreement level.

EFFECTIVE DATE:	IMPLEMENTATION DATE:	BOARD ORDER:	REPLACING RATE EFFECTIVE:	Page 1 of 2 Handbook 53
April 1, 2017	April 1, 2017	EB-2017-0092	January 1, 2017	

5. Written notice to turnback capacity must be received by the Company the earlier of:

(a) Sixty days prior to the expiry date of the current contract.

or

(b) A minimum of one week prior to the deadline specified in TransCanada tariff for FT contract extension.

EFFECTIVE DATE:

To apply to bills rendered for gas delivered on and after April 1, 2017. This rate schedule is effective April 1, 2017 and replaces the identically numbered rate schedule that specifies implementation date, January 1, 2017 and that indicates the Board Order, EB-2016-0326 effective January 1, 2017.

EFFECTIVE DATE:	IMPLEMENTATI	BOARD ORDER:	REPLACING RATE EFFECTIVE:	Page 2 of 2 Handbook 54
April 1, 2017	April 1, 201	EB-2017-0092	January 1, 2017	

APPLICABILITY:

This rider is applicable to any Applicant who entered into a Gas Purchase Agreement with the Company, prior to April 1, 1999, to sell to the Company a supply of natural gas.

MONTHLY DIRECT PURCHASE ADMINISTRATION CHARGE:

Fixed Charge	\$75.00 per month
Account Charge	\$0.21 per month per account

BUY / SELL PRICE:

In Buy/Sell Arrangements between the Company and an Applicant, the Company shall buy the Applicants gas at the Company's actual FT-WACOG price determined on a monthly basis in the manner approved by the Ontario Energy Board. For Western Buy/Sell arrangements the FT-WACOG price shall be reduced by pipeline transmission costs.

FT FUEL PRICE:

The FT fuel price used to establish the Buy price in Western Buy/Sell arrangements without fuel will be determined monthly based upon the actual FT-WACOG.

EFFECTIVE DATE:

To apply to bills rendered for gas delivered on and after April 1, 2017. This rate schedule is effective April 1, 2017 and replaces the identically numbered rate schedule that specifies implementation date, January 1, 2017 and that indicates the Board Order, EB-2016-0326 effective January 1, 2017.

EFFECTIVE DATE:	IMPLEMENTATION DATE:	BOARD ORDER:	REPLACING RATE EFFECTIVE:	Page 1 of 1 Handbook 55
April 1, 2017	April 1, 2017	EB-2017-0092	January 1, 2017	

The following adjustment is applicable to all gas sold or delivered during the period of April 1, 2017 to March 31, 2018.

Rate Class	Sales Service (¢/m ³)	Western Transportation Service (¢/m ³)	Ontario Transportation Service (¢/m ³)
Rate 1	(0.4762)	(0.0748)	(0.0125)
Rate 6	(0.4694)	(0.0722)	(0.0099)
Rate 9	0.0647	(0.0625)	(0.0002)
Rate 100	(0.4694)	(0.0722)	(0.0099)
Rate 110	(0.0753)	(0.0623)	0.0000
Rate 115	0.0706	(0.0623)	0.0000
Rate 135	0.0706	(0.0623)	0.0000
Rate 145	(0.3030)	(0.0610)	0.0013
Rate 170	(0.2857)	(0.0619)	0.0004
Rate 200	(0.5026)	(0.0673)	(0.0050)

EFFECTIVE DATE:

April 1, 2017

IMPLEMENTATION DATE:

April 1, 2017

BOARD ORDER:

EB-2017-0092

REPLACING RATE EFFECTIVE:

January 1, 2017

Page 1 of 3
Handbook 56

RIDER:

C

Rate Class		Sales Service (¢/m ³)	Western Transportation Service (¢/m ³)	Ontario Transportation Service (¢/m ³)
Rate 1	Commodity	(0.4014)		
	Transportation	(0.0623)	(0.0623)	
	<u>Load Balancing</u>	<u>(0.0125)</u>	<u>(0.0125)</u>	<u>(0.0125)</u>
	Total	(0.4762)	(0.0748)	(0.0125)
Rate 6	Commodity	(0.3972)		
	Transportation	(0.0623)	(0.0623)	
	<u>Load Balancing</u>	<u>(0.0099)</u>	<u>(0.0099)</u>	<u>(0.0099)</u>
	Total	(0.4694)	(0.0722)	(0.0099)
Rate 9	Commodity	0.1272		
	Transportation	(0.0623)	(0.0623)	
	<u>Load Balancing</u>	<u>(0.0002)</u>	<u>(0.0002)</u>	<u>(0.0002)</u>
	Total	0.0647	(0.0625)	(0.0002)
Rate 100	Commodity	(0.3972)		
	Transportation	(0.0623)	(0.0623)	
	<u>Load Balancing</u>	<u>(0.0099)</u>	<u>(0.0099)</u>	<u>(0.0099)</u>
	Total	(0.4694)	(0.0722)	(0.0099)
Rate 110	Commodity	(0.0130)		
	Transportation	(0.0623)	(0.0623)	
	<u>Load Balancing</u>	<u>0.0000</u>	<u>0.0000</u>	<u>0.0000</u>
	Total	(0.0753)	(0.0623)	0.0000
Rate 115	Commodity	0.1329		
	Transportation	(0.0623)	(0.0623)	
	<u>Load Balancing</u>	<u>0.0000</u>	<u>0.0000</u>	<u>0.0000</u>
	Total	0.0706	(0.0623)	0.0000
Rate 135	Commodity	0.1329		
	Transportation	(0.0623)	(0.0623)	
	<u>Load Balancing</u>	<u>0.0000</u>	<u>0.0000</u>	<u>0.0000</u>
	Total	0.0706	(0.0623)	0.0000

EFFECTIVE DATE:

April 1, 2017

IMPLEMENTATION DATE:

April 1, 2017

BOARD ORDER:

EB-2017-0092

REPLACING RATE EFFECTIVE:

January 1, 2017

Page 2 of 3
Handbook 57

RIDER: **C**

Rate Class		Sales Service (¢/m ³)	Western Transportation Service (¢/m ³)	Ontario Transportation Service (¢/m ³)
Rate 145	Commodity	(0.2420)		
	Transportation	(0.0623)	(0.0623)	
	<u>Load Balancing</u>	<u>0.0013</u>	<u>0.0013</u>	<u>0.0013</u>
	Total	(0.3030)	(0.0610)	0.0013
Rate 170	Commodity	(0.2238)		
	Transportation	(0.0623)	(0.0623)	
	<u>Load Balancing</u>	<u>0.0004</u>	<u>0.0004</u>	<u>0.0004</u>
	Total	(0.2857)	(0.0619)	0.0004
Rate 200	Commodity	(0.4353)		
	Transportation	(0.0623)	(0.0623)	
	<u>Load Balancing</u>	<u>(0.0050)</u>	<u>(0.0050)</u>	<u>(0.0050)</u>
	Total	(0.5026)	(0.0673)	(0.0050)

EFFECTIVE DATE: April 1, 2017	IMPLEMENTATION DATE: April 1, 2017	BOARD ORDER: EB-2017-0092	REPLACING RATE EFFECTIVE: January 1, 2017	Page 3 of 3 Handbook 58
----------------------------------	---------------------------------------	------------------------------	--	----------------------------



The following adjustment is applicable to volumes during the period of January 1, 2017 to December 31, 2017.

Bundled Services

Rate Class	<u>(¢/m³)</u>
Rate 1	(1.1277)
Rate 6	(0.3975)
Rate 9	(0.2837)
Rate 100	(0.3975)
Rate 110	(0.1185)
Rate 115	(0.0974)
Rate 135	(0.0114)
Rate 145	(0.0958)
Rate 170	(0.0207)
Rate 200	(0.0829)

Unbundled Services

Rate Class	<u>(¢/m³)</u>
Rate 125 - per m ³ of contract demand	(0.8086)
Rate 300 - per m ³ of contract demand	(2.7992)
Rate 300 (Interruptible)	(0.0718)

EFFECTIVE DATE: April 1, 2017	IMPLEMENTATION DATE: April 1, 2017	BOARD ORDER: EB-2017-0092	REPLACING RATE EFFECTIVE: January 1, 2017	Page 1 of 1 Handbook 59
----------------------------------	---------------------------------------	------------------------------	--	----------------------------

RIDER:

E

REVENUE ADJUSTMENT RIDER

EFFECTIVE DATE:

April 1, 2017

IMPLEMENTATION DATE:

April 1, 2017

BOARD ORDER:

EB-2017-0092

REPLACING RATE EFFECTIVE:

January 1, 2017



The following elevation factors shall be applicable to metered volumes measured by a meter that does not correct for atmospheric pressure.

Zone	Elevation Factor
1	0.9644
2	0.9652
3	0.9669
4	0.9678
5	0.9686
6	0.9703
7	0.9728
8	0.9745
9	0.9762
10	0.9771
11	0.9839
12	0.9847
13	0.9856
14	0.9864
15	0.9873
16	0.9881
17	0.9890
18	0.9898
19	0.9907
20	0.9915
21	0.9932
22	0.9941
23	0.9949
24	0.9958
25	0.9960
26	0.9966
27	0.9975
28	0.9981
29	0.9983
30	0.9992
31	0.9997
32	1.0000
33	1.0017
34	1.0025
35	1.0034
36	1.0051
37	1.0059
38	1.0170

EFFECTIVE DATE:

April 1, 2017

IMPLEMENTATION DATE:

April 1, 2017

BOARD ORDER:




EB-2017-0092

REPLACING RATE EFFECTIVE:

January 1, 2017

Page 1 of 1

Handbook 61

	<u>Rate</u> (excluding HST)
<u>New Account Or Activation</u>	
New Account Charge	\$25.00
Turning on of gas, activating appliances, obtaining billing data and establishing an opening meter reading for new customers in premises where gas has been previously supplied	
Appliance Activation Charge - Commercial Customers Only	\$70.00
Commercial customers are charged an appliance activation charge on unlock and red unlock orders, except on the very first unlock and service unlock at a premise.	
	minimum 1/2 hour work. Total Amount depends on time required
Meter Unlock Charge - Seasonal or Pool Heater	\$70.00
Seasonal for all other revenue classes, or Pool Heater for residential only	
<u>Statement of Account</u>	
Lawyer Letter Handling Charge	\$15.00
Provide the customer's lawyer with gas bill information.	
Statement of Account Charge (for one year history)	\$10.00
<u>Cheques Returned Non-Negotiable Charge</u>	\$20.00
<u>Gas Termination</u>	
Red Lock Charge	\$70.00
Locking meter or shutting off service by closing the street shut-off valve (when work can be performed by Field Collector)	
Removal of Meter	\$280.00
Removing meter by Construction & Maintenance crew   	
Cut Off At Main Charge	\$1,300.00
Cutting service off at main by Construction & Maintenance Crew	
Valve Lock Charge	
Shutting off service by closing the street shut-off valve - work performed by Field Investigator	
	\$135.00
- work performed by Construction & Maintenance	
	\$280.00
<u>Safety Inspection</u>	
Inspection Charge	\$70.00
For inspection of gas appliances; the Company provides only one inspection free of charge, upon first time introduction of gas to a premise.	
Inspection Reject Charge (safety inspection)	\$70.00
Energy Board Inspection rejects are billed to the meter installer or homeowner.	

EFFECTIVE DATE:	IMPLEMENTATION DATE:	BOARD ORDER:	REPLACING RATE EFFECTIVE:	Page 1 of 2
April 1, 2017	April 1, 2017	EB-2017-0092	January 1, 2017	Handbook 62

Meter Test

Meter Test Charge

When a customer disputes the reading on his/her meter, he/she may request to have the meter tested. This charge will apply if the test result confirms the meter is recording consumption correctly.

Residential meters \$105.00

Non-Residential meters Time & Material per Contractor

Street Service Alteration

Street Service Alteration Charge \$32.00

For installation of service line beyond allowable guidelines (for new residential services only)

NGV Rental

NGV Rental Cylinder (weighted average) \$12.00

Other Customer Services (ad-hoc request)
and Third Party Services (damages investigation and repair)

Labour Hourly Charge-Out Rate \$140.00

Other Services (including ad-hoc customer requests and charges to customers and third parties for responding, investigating and repairing damages to Company facilities)

Cut Off At Main Charge - Commercial & Special Requests custom quoted

Cut Off At Main charges for commercial services and other residential services that involve significantly more work than the average will be custom quoted.

Cut Off At Main Charge - Other Customer Requests \$1,300.00

Other residential Cut Off At Main requests due to demolitions, fires, inactive services, etc. will be charged at the standard COAM rate.

Meter In-Out (Residential Only)) \$280.00

Relocate the meter from inside to outside per customer request

Request For Service Call Information \$30.00

Provide written information of the result of a service call as requested by home owners.

Temporary Meter Removal \$280.00

As requested by customers.

Damage Meter Charge \$380.00

EFFECTIVE DATE:	IMPLEMENTATION DATE:	BOARD ORDER:	REPLACING RATE EFFECTIVE:	Page 2 of 2
April 1, 2017	April 1, 2017	EB-2017-0092	January 1, 2017	Handbook 63

APPLICABILITY:

This rider is applicable to any Applicant who enters into Gas Delivery Agreement with the Company under any rate.

IN FRANCHISE TITLE TRANSFER SERVICE:

In any Gas Delivery Agreement between the Company and the Applicant, an Applicant may elect to initiate a transfer of natural gas from one of its pools to the pool of another Applicant for the purposes of reducing an imbalance between the Applicant's deliveries and consumption as recorded in its Banked Gas Account or Cumulative Imbalance Account. Elections must be made in accordance with the Company's policies and procedures related to transaction requests under the Gas Delivery Agreement.

The Company will not apply an Administration charge for transfers between pools that have similar Points of Acceptance (i.e. both Ontario, both Western, or both Dawn Points of Acceptance). For transfers between pools that have dissimilar Points of Acceptance (i.e. one Ontario and one Western Point of Acceptance or, one Western and one Dawn point of Acceptance), the Company will apply the following Administration Charge per transaction to the pool transferring the natural gas (i.e. the seller or transferor).

Administration Charge:	\$169.00 per transaction
-------------------------------	--------------------------

Also, the applicable average cost of transportation as per Rider A for the transferred volume is charged to the pool with a Western or Dawn Point of Acceptance for transfers to a pool with an Ontario Point of Acceptance. The average cost of transportation as per Rider A for the transferred volume is remitted to the pool with a Western or Dawn Point of Acceptance for transfers from a pool with an Ontario Point of Acceptance. The applicable average cost of transportation as per Rider A is adjusted for transfers between Western and Dawn Points of Acceptance, so that the seller pool (transferor) is charged the applicable cost per volume transferred and the buyer pool or (recipient) is remitted at the applicable cost per volume transferred.

ENHANCED TITLE TRANSFER SERVICE:

In any Gas Delivery Agreement between the Company and the Applicant, the Applicant may elect to initiate a transfer of natural gas between the Company and another utility, regulated by the Ontario Energy Board, at Dawn for the purposes of reducing an imbalance between the customer's deliveries and consumption within the Enbridge Gas Distribution franchise areas. The ability of the Company to accept such an election may be constrained at various points in time for customers obtaining services under any rate other than Rate 125 or 300 due to operational considerations of the Company.

The cost for this service is separated between an Administration Charge that is applicable to all Applicants and a Bundled Service Charge that is only applicable to Applicants obtaining services under any rate other than Rate 125 or 300.

Administration Charge:	
Base Charge	\$50.00 per transaction
Commodity Charge	\$0.5252 per 10 ³ m ³

Bundled Service Charge:
 The Bundled Service Charge shall be equal to the absolute difference between the Eastern Zone and Southwest Zone Firm Transportation tolls approved by the National Energy Board for TCPL at a 100% Load Factor.

Also, the average cost of transportation as per Rider A for the transferred volume is charged to the Applicant with a Western Point of Acceptance for transfers to another party. The average cost of transportation as per Rider A for the transferred volume is remitted to the Applicant with a Western Point of Acceptance for transfers from another party.

EFFECTIVE DATE: April 1, 2017	IMPLEMENTATION DATE: April 1, 2017	BOARD ORDER: EB-2017-0092	REPLACING RATE EFFECTIVE: January 1, 2017	Page 1 of 2 Handbook 64
----------------------------------	---------------------------------------	------------------------------	--	----------------------------

RIDER: **H**

GAS IN STORAGE TITLE TRANSFER:

An Applicant that holds a contract for storage services under Rate 315 or 316 may elect to initiate a transfer of title to the natural gas currently held in storage between the storage service and another storage service held by the Applicant, or any other Applicant that has contracted with the Company for storage services under Rate 315 or 316. The service will be provided on a firm basis up to the volume of gas that is equivalent to the more restrictive firm withdrawal and injection parameters of the two parties involved in the transfer. Transfer of title at rates above this level may be done on at the Company's discretion.

For Applicants requesting service between two storage service contracts that have like services, each party to the request shall pay an Administration Charge applicable to the request. Services shall be considered to be alike if the injection and deliverability rate at the ratchet levels in effect at the time of the request are the same and both services are firm or both services are interruptible. In addition to like services, the Company, at its sole discretion based on operational conditions, will also allow for the transfer of gas from a storage service contract that has a level of deliverability that is higher than the level of deliverability of the storage service contract the gas is being transferred to with only the Administration Charge being applicable to each party.

In addition to the Administration Charge, Applicants requesting service between two storage service contracts not addressed in the preceding paragraph would be subject to the injection and withdrawal charges specified in their contracts.

Administration Charge: \$25.00 per transaction

EFFECTIVE DATE: April 1, 2017	IMPLEMENTATION DATE: April 1, 2017	BOARD ORDER: EB-2017-0092	REPLACING RATE EFFECTIVE: January 1, 2017	Page 2 of 2 Handbook 65
----------------------------------	---------------------------------------	------------------------------	--	----------------------------



**SCHEDULE B TO
DECISION AND INTERIM ORDER
OEB FILE NO. EB-2017-0092
DATED: March 23, 2017**

April 2017

Natural gas rates have changed

For Residential Customers who purchase their gas supply from Enbridge Gas Distribution Rate 1

The Ontario Energy Board (“OEB”) has approved changes to Enbridge Gas Distribution’s rates effective April 1, 2017. A typical residential homeowner will see an annual increase on their bill of about \$8.

The increase is primarily due to a lower Cost Adjustment refund. The Cost Adjustment reflects the difference between our forecast costs and actual costs from prior periods. The chart on the back provides a breakdown of the annualized changes. The total effect on your bill will depend on how much gas you use.

The Gas Supply and Transportation to Enbridge charges are based on North American market prices and established transportation prices. We pass these costs on to customers with no mark-up.

The Customer and Delivery to You charges recover fixed costs for infrastructure and customer service, as well as a regulated rate of return. As of January 1, 2017, Delivery to You includes applicable charges from the Ontario government’s cap and trade program. These costs relate to greenhouse gas emissions from the natural gas you use and that we use to deliver it to you. To learn more, visit enbridgegas.com/capandtrade.

Gas Supply Charge

The Gas Supply Charge has decreased from 11.4462 cents per cubic metre (“¢/m³”) to 11.3759 ¢/m³. The Gas Supply component of the Cost Adjustment is currently a refund of 0.4014 ¢/m³. This refund, combined with the Gas Supply Charge, results in a new total effective Gas Supply rate of 10.9745 ¢/m³.

Transportation to Enbridge

The Transportation charge has increased by approximately \$2.49 per year for a typical customer due to higher costs for transporting natural gas to Ontario.

Delivery to You

The Delivery charge has decreased by approximately \$0.28 per year for a typical customer due to lower delivery related costs.

The OEB-approved interim cap and trade rate remains at 3.3518 cents/m³. That represents no change on a customer’s annual bill.

Cost Adjustment

The total Cost Adjustment refund is 0.4762 ¢/m³, effective until March 31, 2018. Please see the chart on the reverse for the breakdown by component.

Site Restoration Clearance

The Site Restoration Clearance refund remains at 1.1277 ¢/m³, effective until December 31, 2017. It reflects changes in an estimate of ongoing and future site restoration costs. Site restoration costs are incurred when gas distribution pipelines are replaced or retired over the life of the gas distribution system.

Residential Rates

Charges for gas used from April 1, 2017 will be calculated using the new approved rates as shown below. The annualized impact is based on a typical residential heating and water heating customer who uses 2,400 cubic metres (m³) per year.

MONTHLY CHARGES	MONTHLY RATES April 1, 2017	ANNUALIZED CHANGE Increase/(Decrease)
Customer Charge	\$20.00 Monthly fee	No Change
Delivery to You Amount of gas used per month in m ³		(\$0.28)
First 30 m ³	10.1291 ¢/m ³	
Next 55 m ³	9.5803 ¢/m ³	
Next 85 m ³	9.1504 ¢/m ³	
Over 170 m ³	8.8300 ¢/m ³	
Cap and Trade (included in Delivery to You on the bill)	3.3518 ¢/m ³	No Change
Transportation to Enbridge	5.4313 ¢/m ³	\$2.49
Gas Supply Charge	11.3759 ¢/m ³	(\$1.69)
Cost Adjustment	(0.4762) ¢/m ³	\$7.48
Components		
Gas Supply	(0.4014) ¢/m ³	
Transportation	(0.0623) ¢/m ³	
Delivery	(0.0125) ¢/m ³	
Site Restoration Clearance	(1.1277) ¢/m ³	No Change
Total Annual Change		\$8.00

For more information about our prices, call **1-877-362-7434** or visit **enbridgegas.com/rates**.

CG.030.619A (REV.APR/17)

30264-I-0731

April 2017

Natural gas rates have changed

For **Residential Customers** who purchase their gas supply from a **Gas Marketer Rate 1**

The Ontario Energy Board (“OEB”) has approved changes to Enbridge Gas Distribution’s rates effective April 1, 2017. The chart on the back provides a breakdown of the annualized changes. The total effect on your bill will depend on how much gas you use and the terms of your gas marketer agreement.

Gas Supply Charge

The price you pay for the natural gas you use, shown as the Gas Supply Charge on your bill, depends on the terms of your gas marketer agreement.

Transportation to Enbridge

Transportation of natural gas to Enbridge is provided either by Enbridge Gas Distribution or your gas marketer, depending on the terms of your gas marketer agreement.

If your transportation service is provided by Enbridge

Your ‘Transportation to Enbridge’ charge will appear in the top Enbridge portion of your Enbridge Gas Distribution charges.

This Transportation charge has increased by approximately \$2.49 per year for a typical customer due to higher costs for transporting natural gas to Ontario.

If your transportation service is provided by your marketer

Your ‘Transportation to Enbridge’ charge will appear with your Marketer charges on your bill. The rate you pay for transportation is based on the terms of your gas marketer agreement.

Delivery to You

The Delivery charge has decreased by approximately \$0.28 per year for a typical customer due to lower delivery related costs.

As of January 1, 2017, Delivery to You includes applicable charges from the Ontario government’s cap and trade program. These costs relate to greenhouse gas emissions from the natural gas you use and that we use to deliver it to you. The OEB-approved interim cap and trade rate remains at 3.3518 cents/m³. That represents no change on a customer’s annual bill. To learn more, visit enbridgegas.com/capandtrade.

Cost Adjustment

The current cost adjustment includes a refund of 0.0125 ¢/m³ for Delivery and a refund of 0.0623 ¢/m³ for Transportation. This cost adjustment is in effect until March 31, 2018.

Site Restoration Clearance

The Site Restoration Clearance refund remains at 1.1277 ¢/m³, effective until December 31, 2017. It reflects changes in an estimate of ongoing and future site restoration costs. Site restoration costs are incurred when gas distribution pipelines are replaced or retired over the life of the gas distribution system.

Residential Rates

Charges for gas used from April 1, 2017 will be calculated using the new approved rates as shown on the reverse side. The annualized impact is based on a typical residential heating and water heating customer who uses 2,400 cubic metres (m³) per year.

MONTHLY CHARGES	MONTHLY RATES April 1, 2017	ANNUALIZED Increase/(Decrease)
Customer Charge	\$20.00 Monthly fee	No Change
Delivery to You Amount of gas used per month in m ³		(\$0.28)
First 30 m ³	10.1291 ¢/m ³	
Next 55 m ³	9.5803 ¢/m ³	
Next 85 m ³	9.1504 ¢/m ³	
Over 170 m ³	8.8300 ¢/m ³	
Cap and Trade (included in Delivery to You on the bill)	3.3518 ¢/m ³	No Change
Enbridge Provides Transportation		
Transportation to Enbridge	5.4313 ¢/m ³	\$2.49
Cost Adjustment	(0.0748) ¢/m ³	(\$4.91)
Components		
Transportation	(0.0623) ¢/m ³	
Delivery	(0.0125) ¢/m ³	
Site Restoration Clearance	(1.1277) ¢/m ³	No Change
Total Annual Change		(\$2.70)
Marketer Provides Transportation		
Transportation to Enbridge	Your price is based on your contract with your marketer.	
Cost Adjustment (Delivery Component Only)	(0.0125) ¢/m ³	(\$4.53)
Site Restoration Clearance	(1.1277) ¢/m ³	No Change
Total Annual Change		(\$4.81)
Gas Supply Charge	Your price is based on your contract with your marketer.	

For more information on our prices, call 1-877-362-7434 or visit enbridgegas.com/rates.

CG.030.619B (REV.APR/17)

30264-I-0732

April 2017

Natural gas rates have changed

For **Commercial and Industrial Customers** who purchase their gas supply from **Enbridge Gas Distribution Rate 6**

The Ontario Energy Board (“OEB”) has approved changes to Enbridge Gas Distribution’s rates effective April 1, 2017. A typical commercial and industrial heating customer will see an annual increase on their bill of about 1% as a result of these changes.

The increase is primarily due to a lower Cost Adjustment refund. The Cost Adjustment reflects the difference between our forecast costs and actual costs from prior periods. The chart on the back provides a breakdown of the annualized changes. The total effect on your bill will depend on how much gas you use.

The Gas Supply and Transportation to Enbridge charges are based on North American market prices and established transportation prices. We pass these costs on to customers with no mark-up.

The Customer and Delivery charges recover fixed costs for infrastructure and customer service, as well as a regulated rate of return. As of January 1, 2017, Delivery to You includes applicable charges from the Ontario government’s cap and trade program. These costs relate to greenhouse gas emissions from the natural gas you use and that we use to deliver it to you. To learn more, visit enbridgegas.com/capandtrade.

Gas Supply Charge

The Gas Supply Charge has decreased from 11.4683 cents per cubic metre (“¢/m³”) to 11.3980 ¢/m³. The Gas Supply component of the Cost Adjustment is currently a refund of 0.3972 ¢/m³. This refund, combined with the Gas Supply Charge, results in a new total effective Gas Supply rate of 11.0008 ¢/m³.

Transportation to Enbridge

The Transportation charge has increased by approximately \$23.49 per year for a typical customer due to higher costs for transporting natural gas to Ontario.

Delivery to You

The Delivery charge has decreased by approximately \$2.64 per year for a typical customer due to lower delivery related costs.

The OEB-approved interim cap and trade rate remains at 3.3518 cents/m³. That represents no change on a customer’s annual bill.

Cost Adjustment

The total Cost Adjustment refund is 0.4694 ¢/m³, effective until March 31, 2018. Please see the chart on the reverse for the breakdown by component.

Site Restoration Clearance

The Site Restoration Clearance refund remains at 0.3975 ¢/m³, effective until December 31, 2017. It reflects changes in an estimate of ongoing and future site restoration costs. Site restoration costs are incurred when gas distribution pipelines are replaced or retired over the life of the gas distribution system.

Commercial and Industrial Rates

Charges for gas used from April 1, 2017 will be calculated using the new approved rates as shown below. The annualized impact is based on a typical commercial and industrial heating and water heating customer who uses 22,606 cubic metres (m³) per year.

MONTHLY CHARGES	MONTHLY RATES April 1, 2017	ANNUALIZED CHANGE Increase/(Decrease)
Customer Charge	\$70 Monthly Fee	No Change
Delivery to You		(\$2.64)
Amount of gas used per month in m ³		
First 500 m ³	9.7226 ¢/m ³	
Next 1050 m ³	7.7820 ¢/m ³	
Next 4500 m ³	6.4231 ¢/m ³	
Next 7000 m ³	5.5500 ¢/m ³	
Next 15250 m ³	5.1621 ¢/m ³	
Over 28300 m ³	5.0646 ¢/m ³	
Cap and Trade (included in Delivery to You on the bill)	3.3518 ¢/m ³	No Change
Transportation to Enbridge	5.4313 ¢/m ³	\$23.49
Gas Supply Charge	11.3980 ¢/m ³	(\$15.90)
Cost Adjustment	(0.4694) ¢/m ³	\$73.54
Components		
Gas Supply	(0.3972) ¢/m ³	
Transportation	(0.0623) ¢/m ³	
Delivery	(0.0099) ¢/m ³	
Site Restoration Clearance	(0.3975) ¢/m ³	No Change
Total Annual Change		\$78.49

For more information on our prices, call 1-877-362-7434 or visit enbridgegas.com/rates.

CG.030.640A (REV.APR/17)

30264-I-0733

April 2017

Natural gas rates have changed

For **Commercial and Industrial Customers** who purchase their gas supply from a **Gas Marketer**

Rate 6

The Ontario Energy Board (“OEB”) has approved changes to Enbridge Gas Distribution’s rates effective April 1, 2017.

The chart on the back provides a breakdown of the annualized changes. The total effect on your bill will depend on how much gas you use and the terms of your gas marketer agreement.

Gas Supply Charge

The price you pay for the natural gas you use, shown as the Gas Supply Charge on your bill, depends on the terms of your gas marketer agreement.

Transportation to Enbridge

Transportation of natural gas to Enbridge is provided either by Enbridge Gas Distribution or your gas marketer, depending on the terms of your gas marketer agreement.

If your transportation service is provided by Enbridge

Your ‘Transportation to Enbridge’ charge will appear in the top Enbridge portion of your Enbridge Gas Distribution charges.

This Transportation charge has increased by approximately \$23.49 per year for a typical customer due to higher costs for transporting natural gas to Ontario.

If your transportation service is provided by your marketer

Your ‘Transportation to Enbridge’ charge will appear with your Marketer charges on your bill. The rate you pay for transportation is based on the terms of your gas marketer agreement.

Delivery to You

The Delivery charge has decreased by approximately \$2.64 per year for a typical customer due to lower delivery related costs.

As of January 1, 2017, Delivery to You includes applicable charges from the Ontario government’s cap and trade program. These costs relate to greenhouse gas emissions from the natural gas you use and that we use to deliver it to you. The OEB-approved interim cap and trade rate remains at 3.3518 cents/m³. That represents no change on a customer’s annual bill. To learn more, visit enbridgegas.com/capandtrade.

Cost Adjustment

The current cost adjustment includes a refund of 0.0099 ¢/m³ for Delivery and a refund of 0.0623 ¢/m³ for Transportation. This cost adjustment is in effect until March 31, 2018.

Site Restoration Clearance

The Site Restoration Clearance refund remains at 0.3975 ¢/m³, effective until December 31, 2017. It reflects changes in an estimate of ongoing and future site restoration costs. Site restoration costs are incurred when gas distribution pipelines are replaced or retired over the life of the gas distribution system.

Commercial and Industrial Rates

Charges for gas used from April 1, 2017 will be calculated using the new approved rates as shown on the reverse. The annualized impact is based on a typical commercial and industrial heating and water heating customer who uses 22,606 cubic metres (m³) per year.

MONTHLY CHARGES	MONTHLY RATES April 1, 2017	ANNUALIZED Increase/(Decrease)
Customer Charge	\$70.00 Monthly fee	No Change
Delivery to You		(\$2.64)
Amount of gas used per month in m ³		
First 500 m ³	9.7226 ¢/m ³	
Next 1050 m ³	7.7820 ¢/m ³	
Next 4500 m ³	6.4231 ¢/m ³	
Next 7000 m ³	5.5500 ¢/m ³	
Next 15250 m ³	5.1621 ¢/m ³	
Over 28300 m ³	5.0646 ¢/m ³	
Cap and Trade (included in Delivery to You on the bill)	3.3518 ¢/m ³	No Change
Enbridge Provides Transportation		
Transportation to Enbridge	5.4313 ¢/m ³	\$23.49
Cost Adjustment	(0.0722) ¢/m ³	(\$43.52)
Components		
Transportation	(0.0623) ¢/m ³	
Delivery	(0.0099) ¢/m ³	
Site Restoration Clearance	(0.3975) ¢/m ³	No Change
Total Annual Change		(\$22.67)
Marketer Provides Transportation		
Transportation to Enbridge	Your price is based on your contract with your marketer.	
Cost Adjustment (Delivery Component Only)	(0.0099) ¢/m ³	(\$39.88)
Site Restoration Clearance	(0.3975) ¢/m ³	No Change
Total Annual Change		(\$42.52)
Gas Supply Charge	Your price is based on your contract with your marketer.	

For more information on our prices, call 1-877-362-7434 or visit enbridgegas.com/rates.

CG.030.640B (REV.APR/17)

30264-I-0734

New Rate Information

April 2017

Container Service Customer Notice - Rate 9

Natural gas prices have changed

The Ontario Energy Board ("OEB") has approved changes to Enbridge Gas Distribution's charges effective April 1, 2017. On average these changes will amount to an increase of approximately 0.1 per cent annually. The effect on your bill will depend on how much natural gas your organization uses.

Your current bill has been calculated using the new approved rates for gas consumed from April 1, 2017. The rate chart is included in this notice.

Our supply prices are based on a forecast of market prices for the next 12 months. The forecast prices are reviewed every three months and adjusted accordingly. If our forecasts are over or under our actual costs, the difference is refunded or collected from customers through cost adjustments.

Gas Supply Charge

The Gas Supply charge has decreased from 11.4122 cents per cubic metre ($\text{¢}/\text{m}^3$) to 11.3419 $\text{¢}/\text{m}^3$.

The Gas Supply component of the Cost Adjustment is currently a charge of 0.1272 $\text{¢}/\text{m}^3$. This charge, combined with the Gas Supply Charge, results in a new total effective Gas Supply rate of 11.4691 $\text{¢}/\text{m}^3$.

Enbridge Gas Distribution does not make a profit on the price of natural gas.

Delivery to You

The 'Delivery to You' charge has increased due to higher delivery related costs.

As of January 1, 2017, Delivery to You includes applicable charges from the Ontario government's cap and trade program, related to greenhouse gas emissions from the natural gas you use and that we use to deliver it to you. If you are a customer who is a Non-Large Final Emitter you will be charged a cap and trade Customer Related Charge of 3.3181 $\text{¢}/\text{m}^3$ and the cap and trade Facility Related charge of 0.0337 $\text{¢}/\text{m}^3$. If you are a Large Final Emitter you will only be charged the Facility Related Charge of 0.0337 $\text{¢}/\text{m}^3$. The effect on your bill will depend on how much natural gas your organization uses.

For more information on cap and trade, visit enbridgegas.com/capandtrade.

Transportation to Enbridge

The 'Transportation to Enbridge' charge has increased due to higher costs for transporting natural gas to Ontario.

Cost Adjustment

The total Cost Adjustment charge is 0.0647 $\text{¢}/\text{m}^3$, effective until March 31, 2018. Please see the chart on the reverse for the breakdown by component.

Site Restoration Clearance

The Site Restoration Clearance refund is 0.2837 ¢/m³. It reflects changes in an estimate of ongoing and future site restoration costs. Site restoration costs are incurred when gas distribution pipelines are replaced or retired over the life of the gas distribution system.

For further information

Enbridge Gas Distribution appreciates the opportunity to serve you and looks forward to the continuation of our business relationship. If you require further information with respect to this change, please call 1-855-311-2LBA (1-855-311-2522) or visit our website at: www.enbridgegas.com.

Schedule of Gas Rates

Effective April 1, 2017 and replaces the rates that were implemented January 1, 2017.

For the billing months of January through December:

Monthly Customer Charge	\$235.95
Delivery to You	
For the first 20,000 m ³ per month	10.9581 ¢/m ³
For all over 20,000 m ³ per month	10.2582 ¢/m ³
Transportation to Enbridge per cubic metre	5.4313 ¢/m ³
Transportation Dawn Charge per cubic metre	1.1404 ¢/m ³
System Sales Gas Supply Charge per cubic metre (if applicable*)	11.3419 ¢/m ³
Cap and Trade Customer Related Charge (If applicable)	3.3181 ¢/m ³
Cap and Trade Facility Related Charge	0.0337 ¢/m ³
Cost Adjustment	
Gas Supply	0.1272 ¢/m ³
Transportation	(0.0623) ¢/m ³
Delivery	(0.0002) ¢/m ³
Total	<u>0.0647 ¢/m³</u>
Site Restoration Clearance Adjustment (January 1 to December 31)	(0.2837) ¢/m ³

Notes:

*The Gas Supply charge is applicable if the customer purchases their natural gas requirement from Enbridge Gas Distribution (System Sales).

New Rate Information

April 2017

Transportation Service Customer Notice - Rate 9

Natural gas prices have changed

The Ontario Energy Board ("OEB") has approved changes to Enbridge Gas Distribution's charges effective April 1, 2017. On average these changes will amount to an increase of approximately 0.5 per cent annually.

The effect on your bill will depend on how much natural gas your organization uses and the terms of your gas marketer agreement.

The price you pay for the natural gas you use, shown as the Gas Supply Charge on your bill, depends on the terms of your agreement with your gas marketer.

Your current bill has been calculated using the new approved rates for gas consumed from April 1, 2017. The rate chart is included in this notice.

Delivery to You

The 'Delivery to You' charge has increased due to higher delivery related costs.

As of January 1, 2017, Delivery to You includes applicable charges from the Ontario government's cap and trade program, related to greenhouse gas emissions from the natural gas you use and that we use to deliver it to you. If you are a customer who is a Non-Large Final Emitter you will be charged a cap and trade Customer Related Charge of 3.3181 ¢/m³ and the cap and trade Facility Related charge of 0.0337 ¢/m³. If you are a Large Final Emitter you will only be charged the Facility Related Charge of 0.0337 ¢/m³. The effect on your bill will depend on how much natural gas your organization uses.

For more information on cap and trade, visit enbridgegas.com/capandtrade.

Transportation to Enbridge

The 'Transportation to Enbridge' charge has increased due to higher costs for transporting natural gas to Ontario.

If you have an agreement with a gas marketer that includes transportation, the related charges may appear under the marketer portion of the Enbridge bill. In this case, the change to the 'Transportation to Enbridge' charge does not apply.

Cost Adjustment

The current cost adjustment includes a refund of 0.0002 ¢/m³ for Delivery and a refund of 0.0623 ¢/m³ for Transportation. This cost adjustment is in effect until March 31, 2018.

Our supply prices are based on a forecast of market prices for the next 12 months. The forecast price is reviewed every three months and adjusted accordingly. If our forecasts are over or under our actual costs, the difference is refunded or collected from customers through cost adjustments.

Site Restoration Clearance

The Site Restoration Clearance refund is 0.2837 ¢/m³. It reflects changes in an estimate of ongoing and future site restoration costs. Site restoration costs are incurred when gas distribution pipelines are replaced or retired over the life of the gas distribution system.

For further information

Enbridge Gas Distribution appreciates the opportunity to serve you and looks forward to the continuation of our business relationship. If you require further information with respect to this change, please call 1-855-311-2LBA (1-855-311-2522) or visit our website at: www.enbridgegas.com.

Schedule of Gas Rates

Effective April 1, 2017 and replaces the rates that were implemented January 1, 2017.

For the billing months of January through December:

Monthly Customer Charge	\$235.95
Delivery to You	
For the first 20,000 m ³ per month	10.9581 ¢/m ³
For all over 20,000 m ³ per month	10.2582 ¢/m ³
Transportation to Enbridge per cubic metre	5.4313 ¢/m ³
Transportation Dawn Charge per cubic metre	1.1404 ¢/m ³
System Sales Gas Supply Charge per cubic metre (if applicable*)	11.3419 ¢/m ³
Cap and Trade Customer Related Charge (If applicable)	3.3181 ¢/m ³
Cap and Trade Facility Related Charge	0.0337 ¢/m ³
Cost Adjustment (For customers with Transportation and Delivery service)	
Transportation	(0.0623) ¢/m ³
Delivery	(0.0002) ¢/m ³
Total	(0.0625) ¢/m ³
Cost Adjustment (For customers with Delivery service only)	
Delivery	(0.0002) ¢/m ³
Total	(0.0002) ¢/m ³
Site Restoration Clearance Adjustment (January 1 to December 31)	(0.2837) ¢/m ³

Notes:

*The Gas Supply charge is applicable if the customer purchases their natural gas requirement from Enbridge Gas Distribution (System Sales).

New Rate Information

April 2017

Large Volume Customer Notice - Rate 100

Natural gas prices have changed

The Ontario Energy Board (“OEB”) has approved changes to Enbridge Gas Distribution's charges effective April 1, 2017. On average these changes will amount to an increase of approximately 0.1 per cent annually. The effect on your bill will depend on how much natural gas your organization uses.

Your current bill has been calculated using the new approved rates for gas consumed from April 1, 2017. The rate chart is included in this notice.

Our supply prices are based on a forecast of market prices for the next 12 months. The forecasted prices are reviewed every three months and adjusted accordingly. If our forecasts are over or under our actual costs, the difference is refunded or collected from customers through cost adjustments.

Gas Supply Charge

The Gas Supply charge has decreased from 11.4683 cents per cubic metre ($\text{¢}/\text{m}^3$) to 11.398 $\text{¢}/\text{m}^3$.

The Gas Supply component of the Cost Adjustment is currently a refund of 0.3972 $\text{¢}/\text{m}^3$. This refund, combined with the Gas Supply Charge, results in a new total effective Gas Supply rate of 11.0008 $\text{¢}/\text{m}^3$.

Enbridge Gas Distribution does not make a profit on the price of natural gas.

Delivery to You

The ‘Delivery to You’ charge has remained unchanged.

As of January 1, 2017, Delivery to You includes applicable charges from the Ontario government's cap and trade program, related to greenhouse gas emissions from the natural gas you use and that we use to deliver it to you. If you are a customer who is a Non-Large Final Emitter you will be charged a cap and trade Customer Related Charge of 3.3181 $\text{¢}/\text{m}^3$ and the cap and trade Facility Related charge of 0.0337 $\text{¢}/\text{m}^3$. If you are a Large Final Emitter you will only be charged the Facility Related Charge of 0.0337 $\text{¢}/\text{m}^3$. The effect on your bill will depend on how much natural gas your organization uses.

For more information on cap and trade, visit enbridgegas.com/capandtrade.

Load Balancing Charge

The Load Balancing Charge has decreased due to lower seasonal load balancing related costs.

Transportation to Enbridge

The ‘Transportation to Enbridge’ charge has increased due to higher costs for transporting natural gas to Ontario.

Cost Adjustment

The total Cost Adjustment refund is 0.4694 ¢/m³, effective until March 31, 2018. Please see the chart on the reverse for the breakdown by component.

Site Restoration Clearance

The Site Restoration Clearance refund is 0.3975 ¢/m³. It reflects changes in an estimate of ongoing and future site restoration costs. Site restoration costs are incurred when gas distribution pipelines are replaced or retired over the life of the gas distribution system.

For further information

Enbridge Gas Distribution appreciates the opportunity to serve you and looks forward to the continuation of our business relationship. If you require further information with respect to this change, please call 1-855-311-2LBA (1-855-311-2522) or visit our website at: www.enbridgegas.com.

Schedule of Gas Rates

Effective April 1, 2017 and replaces the rates that were implemented January 1, 2017.

For the billing months of January through December:

Monthly Customer Charge	\$122.01
Delivery to You	
Per cubic metre of Contract Demand	36.0000 ¢/m ³
Per cubic metre of gas delivered	0.1747 ¢/m ³
Gas Supply Load Balancing Charge	1.4835 ¢/m ³
Transportation to Enbridge per cubic metre	5.4313 ¢/m ³
Transportation Dawn Charge per cubic metre	1.1404 ¢/m ³
System Sales Gas Supply Charge per cubic metre (if applicable*)	11.3980 ¢/m ³
Cap and Trade Customer Related Charge (If applicable)	3.3181 ¢/m ³
Cap and Trade Facility Related Charge	0.0337 ¢/m ³
Cost Adjustment	
Gas Supply	(0.3972) ¢/m ³
Transportation	(0.0623) ¢/m ³
Load Balancing	(0.0099) ¢/m ³
Total	(0.4694) ¢/m ³
Site Restoration Clearance Adjustment (January 1 to December 31)	(0.3975) ¢/m ³

Notes:

*The Gas Supply charge is applicable if the customer purchases their natural gas requirement from Enbridge Gas Distribution (System Sales).

New Rate Information

April 2017

Transportation Service Customer Notice - Rate 100

Natural gas prices have changed

The Ontario Energy Board ("OEB") has approved changes to Enbridge Gas Distribution's charges effective April 1, 2017. On average these changes will amount to an increase of approximately 0.6 per cent annually.

The effect on your bill will depend on how much natural gas your organization uses and the terms of your gas marketer agreement.

The price you pay for the natural gas you use, shown as the Gas Supply Charge on your bill, depends on the terms of your agreement with your gas marketer.

Your current bill has been calculated using the new approved rates for gas consumed from April 1, 2017. The rate chart is included in this notice.

Delivery to You

The 'Delivery to You' charge has remained unchanged.

As of January 1, 2017, Delivery to You includes applicable charges from the Ontario government's cap and trade program, related to greenhouse gas emissions from the natural gas you use and that we use to deliver it to you. If you are a customer who is a Non-Large Final Emitter you will be charged a cap and trade Customer Related Charge of 3.3181 ¢/m³ and the cap and trade Facility Related charge of 0.0337 ¢/m³. If you are a Large Final Emitter you will only be charged the Facility Related Charge of 0.0337 ¢/m³. The effect on your bill will depend on how much natural gas your organization uses.

For more information on cap and trade, visit enbridgegas.com/capandtrade.

Load Balancing Charge

The Load Balancing Charge has decreased due to lower seasonal load balancing related costs.

Transportation to Enbridge

The 'Transportation to Enbridge' charge has increased due to higher costs for transporting natural gas to Ontario.

If you have an agreement with a gas marketer that includes transportation, the related charges may appear under the marketer portion of the Enbridge bill. In this case, the change to the 'Transportation to Enbridge' charge does not apply.

Cost Adjustment

The current cost adjustment includes a refund of 0.0099 ¢/m³ for Load Balancing and a refund of 0.0623 ¢/m³ for Transportation. This cost adjustment is in effect until March 31, 2018.

Our supply prices are based on a forecast of market prices for the next 12 months. The forecasted prices are reviewed every three months and adjusted accordingly. If our forecasts are over or under our actual costs, the difference is refunded or collected from customers through cost adjustments.

Site Restoration Clearance

The Site Restoration Clearance refund is 0.3975 ¢/m³. It reflects changes in an estimate of ongoing and future site restoration costs. Site restoration costs are incurred when gas distribution pipelines are replaced or retired over the life of the gas distribution system.

For further information

Enbridge Gas Distribution appreciates the opportunity to serve you and looks forward to the continuation of our business relationship. If you require further information with respect to this change, please call 1-855-311-2LBA (1-855-311-2522) or visit our website at: www.enbridgegas.com.

Schedule of Gas Rates

Effective April 1, 2017 and replaces the rates that were implemented January 1, 2017.

For the billing months of January through December:

Monthly Customer Charge	\$122.01
Delivery to You	
Per cubic metre of Contract Demand	36.0000 ¢/m ³
Per cubic metre of gas delivered	0.1747 ¢/m ³
Gas Supply Load Balancing Charge	1.4835 ¢/m ³
Transportation to Enbridge per cubic metre	5.4313 ¢/m ³
Transportation Dawn Charge per cubic metre	1.1404 ¢/m ³
System Sales Gas Supply Charge per cubic metre (if applicable*)	11.3980 ¢/m ³
Cap and Trade Customer Related Charge (If applicable)	3.3181 ¢/m ³
Cap and Trade Facility Related Charge	0.0337 ¢/m ³
Cost Adjustment (Western T-Service Customers)	
Transportation	(0.0623) ¢/m ³
Load Balancing	(0.0099) ¢/m ³
Total	(0.0722) ¢/m ³
Cost Adjustment (Ontario T-Service Customers)	
Load Balancing	(0.0099) ¢/m ³
Total	(0.0099) ¢/m ³
Site Restoration Clearance Adjustment (January 1 to December 31)	(0.3975) ¢/m ³

Notes:

*The Gas Supply charge is applicable if the customer purchases their natural gas requirement from Enbridge Gas Distribution (System Sales).

New Rate Information

April 2017

Large Volume Customer Notice - Rate 110

Natural gas prices have changed

The Ontario Energy Board (“OEB”) has approved changes to Enbridge Gas Distribution's charges effective April 1, 2017. On average these changes will amount to an increase of approximately 0.2 per cent annually. The effect on your bill will depend on how much natural gas your organization uses.

Your current bill has been calculated using the new approved rates for gas consumed from April 1, 2017. The rate chart is included in this notice.

Our supply prices are based on a forecast of market prices for the next 12 months. The forecasted prices are reviewed every three months and adjusted accordingly. If our forecasts are over or under our actual costs, the difference is refunded or collected from customers through cost adjustments.

Gas Supply Charge

The Gas Supply charge has decreased from 11.4122 cents per cubic metre ($\text{¢}/\text{m}^3$) to 11.3419 $\text{¢}/\text{m}^3$.

The Gas Supply component of the Cost Adjustment is currently a refund of 0.013 $\text{¢}/\text{m}^3$. This refund, combined with the Gas Supply Charge, results in a new total effective Gas Supply rate of 11.3289 $\text{¢}/\text{m}^3$.

Enbridge Gas Distribution does not make a profit on the price of natural gas.

Delivery to You

The ‘Delivery to You’ charge has increased due to higher delivery related costs.

As of January 1, 2017, Delivery to You includes applicable charges from the Ontario government's cap and trade program, related to greenhouse gas emissions from the natural gas you use and that we use to deliver it to you. If you are a customer who is a Non-Large Final Emitter you will be charged a cap and trade Customer Related Charge of 3.3181 $\text{¢}/\text{m}^3$ and the cap and trade Facility Related charge of 0.0337 $\text{¢}/\text{m}^3$. If you are a Large Final Emitter you will only be charged the Facility Related Charge of 0.0337 $\text{¢}/\text{m}^3$. The effect on your bill will depend on how much natural gas your organization uses.

For more information on cap and trade, visit enbridgegas.com/capandtrade.

Load Balancing Charge

The Load Balancing Charge has decreased due to lower seasonal load balancing related costs.

Transportation to Enbridge

The ‘Transportation to Enbridge’ charge has increased due to higher costs for transporting natural gas to Ontario.

Cost Adjustment

The total Cost Adjustment refund is 0.0753 ¢/m³, effective until March 31, 2018. Please see the chart on the reverse for the breakdown by component.

Site Restoration Clearance

The Site Restoration Clearance refund is 0.1185 ¢/m³. It reflects changes in an estimate of ongoing and future site restoration costs. Site restoration costs are incurred when gas distribution pipelines are replaced or retired over the life of the gas distribution system.

For further information

Enbridge Gas Distribution appreciates the opportunity to serve you and looks forward to the continuation of our business relationship. If you require further information with respect to this change, please call 1-855-311-2LBA (1-855-311-2522) or visit our website at: www.enbridgegas.com.

Schedule of Gas Rates

Effective April 1, 2017 and replaces the rates that were implemented January 1, 2017.

For the billing months of January through December:

Monthly Customer Charge	\$587.37
Delivery to You	
Per cubic metre of Contract Demand	22.9100 ¢/m ³
Per cubic metre of gas delivered	
For the first 1,000,000 m ³ per month	0.7634 ¢/m ³
For all over 1,000,000 m ³ per month	0.6134 ¢/m ³
Gas Supply Load Balancing Charge	0.3146 ¢/m ³
Transportation to Enbridge per cubic metre	5.4313 ¢/m ³
Transportation Dawn Charge per cubic metre	1.1404 ¢/m ³
System Sales Gas Supply Charge per cubic metre (if applicable*)	11.3419 ¢/m ³
Cap and Trade Customer Related Charge (If applicable)	3.3181 ¢/m ³
Cap and Trade Facility Related Charge	0.0337 ¢/m ³
Cost Adjustment	
Gas Supply	(0.0130) ¢/m ³
Transportation	(0.0623) ¢/m ³
Load Balancing	0.0000 ¢/m ³
Total	(0.0753) ¢/m ³
Site Restoration Clearance Adjustment (January 1 to December 31)	(0.1185) ¢/m ³

Notes:

*The Gas Supply charge is applicable if the customer purchases their natural gas requirement from Enbridge Gas Distribution (System Sales).

New Rate Information

April 2017

Transportation Service Customer Notice - Rate 110

Natural gas prices have changed

The Ontario Energy Board ("OEB") has approved changes to Enbridge Gas Distribution's charges effective April 1, 2017. On average these changes will amount to an increase of approximately 1.3 per cent annually.

The effect on your bill will depend on how much natural gas your organization uses and the terms of your gas marketer agreement.

The price you pay for the natural gas you use, shown as the Gas Supply Charge on your bill, depends on the terms of your agreement with your gas marketer.

Your current bill has been calculated using the new approved rates for gas consumed from April 1, 2017. The rate chart is included in this notice.

Delivery to You

The 'Delivery to You' charge has increased due to higher delivery related costs.

As of January 1, 2017, Delivery to You includes applicable charges from the Ontario government's cap and trade program, related to greenhouse gas emissions from the natural gas you use and that we use to deliver it to you. If you are a customer who is a Non-Large Final Emitter you will be charged a cap and trade Customer Related Charge of 3.3181 ¢/m³ and the cap and trade Facility Related charge of 0.0337 ¢/m³. If you are a Large Final Emitter you will only be charged the Facility Related Charge of 0.0337 ¢/m³. The effect on your bill will depend on how much natural gas your organization uses.

For more information on cap and trade, visit enbridgegas.com/capandtrade.

Load Balancing Charge

The Load Balancing Charge has decreased due to lower seasonal load balancing related costs.

Transportation to Enbridge

The 'Transportation to Enbridge' charge has increased due to higher costs for transporting natural gas to Ontario.

If you have an agreement with a gas marketer that includes transportation, the related charges may appear under the marketer portion of the Enbridge bill. In this case, the change to the 'Transportation to Enbridge' charge does not apply.

Cost Adjustment

The current cost adjustment includes a refund of 0 ¢/m³ for Load Balancing and a refund of 0.0623 ¢/m³ for Transportation. This cost adjustment is in effect until March 31, 2018.

Our supply prices are based on a forecast of market prices for the next 12 months. The forecasted prices are reviewed every three months and adjusted accordingly. If our forecasts are over or under our actual costs, the difference is refunded or collected from customers through cost adjustments.

Site Restoration Clearance

The Site Restoration Clearance refund is 0.1185 ¢/m³. It reflects changes in an estimate of ongoing and future site restoration costs. Site restoration costs are incurred when gas distribution pipelines are replaced or retired over the life of the gas distribution system.

For further information

Enbridge Gas Distribution appreciates the opportunity to serve you and looks forward to the continuation of our business relationship. If you require further information with respect to this change, please call 1-855-311-2LBA (1-855-311-2522) or visit our website at: www.enbridgegas.com.

Schedule of Gas Rates

Effective April 1, 2017 and replaces the rates that were implemented January 1, 2017.

For the billing months of January through December:

Monthly Customer Charge	\$587.37
Delivery to You	
Per cubic metre of Contract Demand	22.9100 ¢/m ³
Per cubic metre of gas delivered	
For the first 1,000,000 m ³ per month	0.7634 ¢/m ³
For all over 1,000,000 m ³ per month	0.6134 ¢/m ³
Gas Supply Load Balancing Charge	0.3146 ¢/m ³
Transportation to Enbridge per cubic metre	5.4313 ¢/m ³
Transportation Dawn Charge per cubic metre	1.1404 ¢/m ³
System Sales Gas Supply Charge per cubic metre (if applicable*)	11.3419 ¢/m ³
Cap and Trade Customer Related Charge (If applicable)	3.3181 ¢/m ³
Cap and Trade Facility Related Charge	0.0337 ¢/m ³
Cost Adjustment (Western T-Service Customers)	
Transportation	(0.0623) ¢/m ³
Load Balancing	0.0000 ¢/m ³
Total	(0.0623) ¢/m ³
Cost Adjustment (Ontario T-Service Customers)	
Load Balancing	0.0000 ¢/m ³
Total	0.0000 ¢/m ³
Site Restoration Clearance Adjustment (January 1 to December 31)	(0.1185) ¢/m ³

Notes:

*The Gas Supply charge is applicable if the customer purchases their natural gas requirement from Enbridge Gas Distribution (System Sales).

New Rate Information

April 2017

Large Volume Customer Notice - Rate 115

Natural gas prices have changed

The Ontario Energy Board (“OEB”) has approved changes to Enbridge Gas Distribution's charges effective April 1, 2017. On average these changes will amount to an increase of approximately 0.2 per cent annually. The effect on your bill will depend on how much natural gas your organization uses.

Your current bill has been calculated using the new approved rates for gas consumed from April 1, 2017. The rate chart is included in this notice.

Our supply prices are based on a forecast of market prices for the next 12 months. The forecasted prices are reviewed every three months and adjusted accordingly. If our forecasts are over or under our actual costs, the difference is refunded or collected from customers through cost adjustments.

Gas Supply Charge

The Gas Supply charge has decreased from 11.4122 cents per cubic metre ($\text{¢}/\text{m}^3$) to 11.3419 $\text{¢}/\text{m}^3$.

The Gas Supply component of the Cost Adjustment is currently a charge of 0.1329 $\text{¢}/\text{m}^3$. This charge, combined with the Gas Supply Charge, results in a new total effective Gas Supply rate of 11.4748 $\text{¢}/\text{m}^3$.

Enbridge Gas Distribution does not make a profit on the price of natural gas.

Delivery to You

The ‘Delivery to You’ charge has increased due to higher delivery related costs.

As of January 1, 2017, Delivery to You includes applicable charges from the Ontario government's cap and trade program, related to greenhouse gas emissions from the natural gas you use and that we use to deliver it to you. If you are a customer who is a Non-Large Final Emitter you will be charged a cap and trade Customer Related Charge of 3.3181 $\text{¢}/\text{m}^3$ and the cap and trade Facility Related charge of 0.0337 $\text{¢}/\text{m}^3$. If you are a Large Final Emitter you will only be charged the Facility Related Charge of 0.0337 $\text{¢}/\text{m}^3$. The effect on your bill will depend on how much natural gas your organization uses.

For more information on cap and trade, visit enbridgegas.com/capandtrade.

Load Balancing Charge

The Load Balancing Charge has decreased due to lower seasonal load balancing related costs.

Transportation to Enbridge

The ‘Transportation to Enbridge’ charge has increased due to higher costs for transporting natural gas to Ontario.

Cost Adjustment

The total Cost Adjustment charge is 0.0706 ¢/m³, effective until March 31, 2018. Please see the chart on the reverse for the breakdown by component.

Site Restoration Clearance

The Site Restoration Clearance refund is 0.0974 ¢/m³. It reflects changes in an estimate of ongoing and future site restoration costs. Site restoration costs are incurred when gas distribution pipelines are replaced or retired over the life of the gas distribution system.

For further information

Enbridge Gas Distribution appreciates the opportunity to serve you and looks forward to the continuation of our business relationship. If you require further information with respect to this change, please call 1-855-311-2LBA (1-855-311-2522) or visit our website at: www.enbridgegas.com.

Schedule of Gas Rates

Effective April 1, 2017 and replaces the rates that were implemented January 1, 2017.

For the billing months of January through December:

Monthly Customer Charge	\$622.62
Delivery to You	
Per cubic metre of Contract Demand	24.3600 ¢/m ³
Per cubic metre of gas delivered	
For the first 1,000,000 m ³ per month	0.3921 ¢/m ³
For all over 1,000,000 m ³ per month	0.2921 ¢/m ³
Gas Supply Load Balancing Charge	0.1133 ¢/m ³
Transportation to Enbridge per cubic metre	5.4313 ¢/m ³
Transportation Dawn Charge per cubic metre	1.1404 ¢/m ³
System Sales Gas Supply Charge per cubic metre (if applicable*)	11.3419 ¢/m ³
Cap and Trade Customer Related Charge (If applicable)	3.3181 ¢/m ³
Cap and Trade Facility Related Charge	0.0337 ¢/m ³
Cost Adjustment	
Gas Supply	0.1329 ¢/m ³
Transportation	(0.0623) ¢/m ³
Load Balancing	0.0000 ¢/m ³
Total	0.0706 ¢/m ³
Site Restoration Clearance Adjustment (January 1 to December 31)	(0.0974) ¢/m ³

Notes:

*The Gas Supply charge is applicable if the customer purchases their natural gas requirement from Enbridge Gas Distribution (System Sales).

New Rate Information

April 2017

Transportation Service Customer Notice - Rate 115

Natural gas prices have changed

The Ontario Energy Board ("OEB") has approved changes to Enbridge Gas Distribution's charges effective April 1, 2017. On average these changes will amount to an increase of approximately 1.5 per cent annually.

The effect on your bill will depend on how much natural gas your organization uses and the terms of your gas marketer agreement.

The price you pay for the natural gas you use, shown as the Gas Supply Charge on your bill, depends on the terms of your agreement with your gas marketer.

Your current bill has been calculated using the new approved rates for gas consumed from April 1, 2017. The rate chart is included in this notice.

Delivery to You

The 'Delivery to You' charge has increased due to higher delivery related costs.

As of January 1, 2017, Delivery to You includes applicable charges from the Ontario government's cap and trade program, related to greenhouse gas emissions from the natural gas you use and that we use to deliver it to you. If you are a customer who is a Non-Large Final Emitter you will be charged a cap and trade Customer Related Charge of 3.3181 ¢/m³ and the cap and trade Facility Related charge of 0.0337 ¢/m³. If you are a Large Final Emitter you will only be charged the Facility Related Charge of 0.0337 ¢/m³. The effect on your bill will depend on how much natural gas your organization uses.

For more information on cap and trade, visit enbridgegas.com/capandtrade.

Load Balancing Charge

The Load Balancing Charge has decreased due to lower seasonal load balancing related costs.

Transportation to Enbridge

The 'Transportation to Enbridge' charge has increased due to higher costs for transporting natural gas to Ontario.

If you have an agreement with a gas marketer that includes transportation, the related charges may appear under the marketer portion of the Enbridge bill. In this case, the change to the 'Transportation to Enbridge' charge does not apply.

Cost Adjustment

The current cost adjustment includes a refund of 0 ¢/m³ for Load Balancing and a refund of 0.0623 ¢/m³ for Transportation. This cost adjustment is in effect until March 31, 2018.

Our supply prices are based on a forecast of market prices for the next 12 months. The forecasted prices are reviewed every three months and adjusted accordingly. If our forecasts are over or under our actual costs, the difference is refunded or collected from customers through cost adjustments.

Site Restoration Clearance

The Site Restoration Clearance refund is 0.0974 ¢/m³. It reflects changes in an estimate of ongoing and future site restoration costs. Site restoration costs are incurred when gas distribution pipelines are replaced or retired over the life of the gas distribution system.

For further information

Enbridge Gas Distribution appreciates the opportunity to serve you and looks forward to the continuation of our business relationship. If you require further information with respect to this change, please call 1-855-311-2LBA (1-855-311-2522) or visit our website at: www.enbridgegas.com.

Schedule of Gas Rates

Effective April 1, 2017 and replaces the rates that were implemented January 1, 2017.

For the billing months of January through December:

Monthly Customer Charge	\$622.62
Delivery to You	
Per cubic metre of Contract Demand	24.3600 ¢/m ³
Per cubic metre of gas delivered	
For the first 1,000,000 m ³ per month	0.3921 ¢/m ³
For all over 1,000,000 m ³ per month	0.2921 ¢/m ³
Gas Supply Load Balancing Charge	0.1133 ¢/m ³
Transportation to Enbridge per cubic metre	5.4313 ¢/m ³
Transportation Dawn Charge per cubic metre	1.1404 ¢/m ³
System Sales Gas Supply Charge per cubic metre (if applicable*)	11.3419 ¢/m ³
Cap and Trade Customer Related Charge (If applicable)	3.3181 ¢/m ³
Cap and Trade Facility Related Charge	0.0337 ¢/m ³
Cost Adjustment (Western T-Service Customers)	
Transportation	(0.0623) ¢/m ³
Load Balancing	0.0000 ¢/m ³
Total	(0.0623) ¢/m ³
Cost Adjustment (Ontario T-Service Customers)	
Load Balancing	0.0000 ¢/m ³
Total	0.0000 ¢/m ³
Site Restoration Clearance Adjustment (January 1 to December 31)	(0.0974) ¢/m ³

Notes:

*The Gas Supply charge is applicable if the customer purchases their natural gas requirement from Enbridge Gas Distribution (System Sales).

New Rate Information
April 2017
Large Volume Customer Notice - Rate 135

Natural gas prices have changed

The Ontario Energy Board ("OEB") has approved changes to Enbridge Gas Distribution's charges effective April 1, 2017. On average these changes will amount to an increase of approximately 0.2 per cent annually. The effect on your bill will depend on how much natural gas your organization uses.

Your current bill has been calculated using the new approved rates for gas consumed from April 1, 2017. The rate chart is included in this notice.

Our supply prices are based on a forecast of market prices for the next 12 months. The forecasted prices are reviewed every three months and adjusted accordingly. If our forecasts are over or under our actual costs, the difference is refunded or collected from customers through cost adjustments.

Gas Supply Charge

The Gas Supply charge has decreased from 11.4384 cents per cubic metre ($\text{¢}/\text{m}^3$) to 11.3682 $\text{¢}/\text{m}^3$.

The Gas Supply component of the Cost Adjustment is currently a charge of 0.1329 $\text{¢}/\text{m}^3$. This charge, combined with the Gas Supply Charge, results in a new total effective Gas Supply rate of 11.5011 $\text{¢}/\text{m}^3$.

Enbridge Gas Distribution does not make a profit on the price of natural gas.

Delivery to You

The 'Delivery to You' charge has increased due to higher delivery related costs.

As of January 1, 2017, Delivery to You includes applicable charges from the Ontario government's cap and trade program, related to greenhouse gas emissions from the natural gas you use and that we use to deliver it to you. If you are a customer who is a Non-Large Final Emitter you will be charged a cap and trade Customer Related Charge of 3.3181 $\text{¢}/\text{m}^3$ and the cap and trade Facility Related charge of 0.0337 $\text{¢}/\text{m}^3$. If you are a Large Final Emitter you will only be charged the Facility Related Charge of 0.0337 $\text{¢}/\text{m}^3$. The effect on your bill will depend on how much natural gas your organization uses.

For more information on cap and trade, visit enbridgegas.com/capandtrade.

Transportation to Enbridge

The 'Transportation to Enbridge' charge has increased due to higher costs for transporting natural gas to Ontario.

Cost Adjustment

The total Cost Adjustment charge is 0.0706 $\text{¢}/\text{m}^3$, effective until March 31, 2018. Please see the chart on the reverse for the breakdown by component.

Site Restoration Clearance

The Site Restoration Clearance refund is 0.0114 $\text{¢}/\text{m}^3$. It reflects changes in an estimate of ongoing and future site restoration costs. Site restoration costs are incurred when gas distribution pipelines are replaced or retired over the life of the gas distribution system.

For further information

Enbridge Gas Distribution appreciates the opportunity to serve you and looks forward to the continuation of our business relationship. If you require further information with respect to this change, please call 1-855-311-2LBA (1-855-311-2522) or visit our website at: www.enbridgegas.com.

Schedule of Gas Rates

Effective April 1, 2017 and replaces the rates that were implemented January 1, 2017.

For the billing months of December to March:

Monthly Customer Charge	\$115.08
Delivery to You	
For the first 14,000 m ³ per month	7.1165 ¢/m ³
For the next 28,000 m ³ per month	5.9165 ¢/m ³
For all over 42,000 m ³ per month	5.5165 ¢/m ³
Gas Supply Load Balancing Charge	0.0000 ¢/m³
Transportation to Enbridge per cubic metre	5.4313 ¢/m³
Transportation Dawn Charge per cubic metre	1.1404 ¢/m³
System Sales Gas Supply Charge per cubic metre (if applicable*)	11.3682 ¢/m³
Cap and Trade Customer Related Charge (If applicable)	3.3181 ¢/m³
Cap and Trade Facility Related Charge	0.0337 ¢/m³

For the billing months of April to November:

Monthly Customer Charge	\$115.08
Delivery to You	
For the first 14,000 m ³ per month	2.4165 ¢/m ³
For the next 28,000 m ³ per month	1.7165 ¢/m ³
For all over 42,000 m ³ per month	1.5165 ¢/m ³
Gas Supply Load Balancing Charge	0.0000 ¢/m³
Transportation to Enbridge per cubic metre	5.4313 ¢/m³
Transportation Dawn Charge per cubic metre	1.1404 ¢/m³
System Sales Gas Supply Charge per cubic metre (if applicable*)	11.3682 ¢/m³
Cap and Trade Customer Related Charge (If applicable)	3.3181 ¢/m³
Cap and Trade Facility Related Charge	0.0337 ¢/m³
Cost Adjustment	
Gas Supply	0.1329 ¢/m ³
Transportation	(0.0623) ¢/m ³
Load Balancing	0.0000 ¢/m ³
Total	0.0706 ¢/m ³
Site Restoration Clearance Adjustment (January 1 to December 31)	(0.0114) ¢/m³

Notes:

*The Gas Supply charge is applicable if the customer purchases their natural gas requirement from Enbridge Gas Distribution (System Sales).

New Rate Information

April 2017

Transportation Service Customer Notice - Rate 135

Natural gas prices have changed

The Ontario Energy Board ("OEB") has approved changes to Enbridge Gas Distribution's charges effective April 1, 2017. On average these changes will amount to an increase of approximately 1.6 per cent annually.

The effect on your bill will depend on how much natural gas your organization uses and the terms of your gas marketer agreement.

The price you pay for the natural gas you use, shown as the Gas Supply Charge on your bill, depends on the terms of your agreement with your gas marketer.

Your current bill has been calculated using the new approved rates for gas consumed from April 1, 2017. The rate chart is included in this notice.

Delivery to You

The 'Delivery to You' charge has increased due to higher delivery related costs.

As of January 1, 2017, Delivery to You includes applicable charges from the Ontario government's cap and trade program, related to greenhouse gas emissions from the natural gas you use and that we use to deliver it to you. If you are a customer who is a Non-Large Final Emitter you will be charged a cap and trade Customer Related Charge of 3.3181 ¢/m³ and the cap and trade Facility Related charge of 0.0337 ¢/m³. If you are a Large Final Emitter you will only be charged the Facility Related Charge of 0.0337 ¢/m³. The effect on your bill will depend on how much natural gas your organization uses.

For more information on cap and trade, visit enbridgegas.com/capandtrade.

Transportation to Enbridge

The 'Transportation to Enbridge' charge has increased due to higher costs for transporting natural gas to Ontario.

If you have an agreement with a gas marketer that includes transportation, the related charges may appear under the marketer portion of the Enbridge bill. In this case, the change to the 'Transportation to Enbridge' charge does not apply.

Cost Adjustment

The current cost adjustment includes a refund of 0.0623 ¢/m³ for transportation. This cost adjustment is in effect until March 31, 2018.

Our supply prices are based on a forecast of market prices for the next 12 months. The forecasted prices are reviewed every three months and adjusted accordingly. If our forecasts are over or under our actual costs, the difference is refunded or collected from customers through cost adjustments.

Site Restoration Clearance

The Site Restoration Clearance refund is 0.0114 ¢/m³. It reflects changes in an estimate of ongoing and future site restoration costs. Site restoration costs are incurred when gas distribution pipelines are replaced or retired over the life of the gas distribution system.

For further information

Enbridge Gas Distribution appreciates the opportunity to serve you and looks forward to the continuation of our business relationship. If you require further information with respect to this change, please call 1-855-311-2LBA (1-855-311-2522) or visit our website at: www.enbridgegas.com.

Schedule of Gas Rates

Effective April 1, 2017 and replaces the rates that were implemented January 1, 2017.

For the billing months of December to March:

Monthly Customer Charge	\$115.08
Delivery to You	
For the first 14,000 m ³ per month	7.1165 ¢/m ³
For the next 28,000 m ³ per month	5.9165 ¢/m ³
For all over 42,000 m ³ per month	5.5165 ¢/m ³
Gas Supply Load Balancing Charge	0.0000 ¢/m³
Transportation to Enbridge per cubic metre	5.4313 ¢/m³
Transportation Dawn Charge per cubic metre	1.1404 ¢/m³
System Sales Gas Supply Charge per cubic metre (if applicable*)	11.3682 ¢/m³
Cap and Trade Customer Related Charge (If applicable)	3.3181 ¢/m³
Cap and Trade Facility Related Charge	0.0337 ¢/m³

For the billing months of April to November:

Monthly Customer Charge	\$115.08
Delivery to You	
For the first 14,000 m ³ per month	2.4165 ¢/m ³
For the next 28,000 m ³ per month	1.7165 ¢/m ³
For all over 42,000 m ³ per month	1.5165 ¢/m ³
Gas Supply Load Balancing Charge	0.0000 ¢/m³
Transportation to Enbridge per cubic metre	5.4313 ¢/m³
Transportation Dawn Charge per cubic metre	1.1404 ¢/m³
System Sales Gas Supply Charge per cubic metre (if applicable*)	11.3682 ¢/m³
Cap and Trade Customer Related Charge (If applicable)	3.3181 ¢/m³
Cap and Trade Facility Related Charge	0.0337 ¢/m³
Cost Adjustment (Western T-Service Customer)	
Transportation	(0.0623) ¢/m ³
Load Balancing	0.0000 ¢/m ³
Total	(0.0623) ¢/m ³
Cost Adjustment (Ontario T-Service Customers)	
Load Balancing	0.0000 ¢/m ³
Total	0.0000 ¢/m ³

Site Restoration Clearance Adjustment (January 1 to December 31) (0.0114) ¢/m³

Notes:

*The Gas Supply charge is applicable if the customer purchases their natural gas requirement from Enbridge Gas Distribution (System Sales).

New Rate Information
April 2017
Large Volume Customer Notice - Rate 145

Natural gas prices have changed

The Ontario Energy Board (“OEB”) has approved changes to Enbridge Gas Distribution's charges effective April 1, 2017. On average these changes will amount to an increase of approximately 0.2 per cent annually. The effect on your bill will depend on how much natural gas your organization uses.

Your current bill has been calculated using the new approved rates for gas consumed from April 1, 2017. The rate chart is included in this notice.

Our supply prices are based on a forecast of market prices for the next 12 months. The forecasted prices are reviewed every three months and adjusted accordingly. If our forecasts are over or under our actual costs, the difference is refunded or collected from customers through cost adjustments.

Gas Supply Charge

The Gas Supply charge has decreased from 11.416 cents per cubic metre ($\text{¢}/\text{m}^3$) to 11.3458 $\text{¢}/\text{m}^3$.

The Gas Supply component of the Cost Adjustment is currently a refund of 0.242 $\text{¢}/\text{m}^3$. This refund, combined with the Gas Supply Charge, results in a new total effective Gas Supply rate of 11.1038 $\text{¢}/\text{m}^3$.

Enbridge Gas Distribution does not make a profit on the price of natural gas.

Delivery to You

The ‘Delivery to You’ charge has increased due to higher delivery related costs.

As of January 1, 2017, Delivery to You includes applicable charges from the Ontario government's cap and trade program, related to greenhouse gas emissions from the natural gas you use and that we use to deliver it to you. If you are a customer who is a Non-Large Final Emitter you will be charged a cap and trade Customer Related Charge of 3.3181 $\text{¢}/\text{m}^3$ and the cap and trade Facility Related charge of 0.0337 $\text{¢}/\text{m}^3$. If you are a Large Final Emitter you will only be charged the Facility Related Charge of 0.0337 $\text{¢}/\text{m}^3$. The effect on your bill will depend on how much natural gas your organization uses.

For more information on cap and trade, visit enbridgegas.com/capandtrade.

Load Balancing Charge

The Load Balancing Charge has decreased due to lower seasonal load balancing related costs.

Transportation to Enbridge

The ‘Transportation to Enbridge’ charge has increased due to higher costs for transporting natural gas to Ontario.

Cost Adjustment

The total Cost Adjustment refund is 0.303 $\text{¢}/\text{m}^3$, effective until March 31, 2018. Please see the chart on the reverse for the breakdown by component.

Site Restoration Clearance

The Site Restoration Clearance refund is 0.0958 ¢/m³. It reflects changes in an estimate of ongoing and future site restoration costs. Site restoration costs are incurred when gas distribution pipelines are replaced or retired over the life of the gas distribution system.

For further information

Enbridge Gas Distribution appreciates the opportunity to serve you and looks forward to the continuation of our business relationship. If you require further information with respect to this change, please call 1-855-311-2LBA (1-855-311-2522) or visit our website at: www.enbridgegas.com.

Schedule of Gas Rates

Effective April 1, 2017 and replaces the rates that were implemented January 1, 2017.

For the billing months of January through December:

Monthly Customer Charge	\$123.34
Delivery to You	
Per cubic metre of Contract Demand	8.2300 ¢/m ³
For the first 14,000 m ³ per month	2.9979 ¢/m ³
For the next 28,000 m ³ per month	1.6389 ¢/m ³
For all over 42,000 m ³ per month	1.0799 ¢/m ³
Gas Supply Load Balancing Charge	0.6628 ¢/m ³
Transportation to Enbridge per cubic metre	5.4313 ¢/m ³
Transportation Dawn Charge per cubic metre	1.1404 ¢/m ³
System Sales Gas Supply Charge per cubic metre (if applicable*)	11.3458 ¢/m ³
Cap and Trade Customer Related Charge (If applicable)	3.3181 ¢/m ³
Cap and Trade Facility Related Charge	0.0337 ¢/m ³
Cost Adjustment	
Gas Supply	(0.2420) ¢/m ³
Transportation	(0.0623) ¢/m ³
Load Balancing	0.0013 ¢/m ³
Total	(0.3030) ¢/m ³
Site Restoration Clearance Adjustment (January 1 to December 31)	(0.0958) ¢/m ³

Notes:

*The Gas Supply charge is applicable if the customer purchases their natural gas requirement from Enbridge Gas Distribution (System Sales).

New Rate Information

April 2017

Transportation Service Customer Notice - Rate 145

Natural gas prices have changed

The Ontario Energy Board ("OEB") has approved changes to Enbridge Gas Distribution's charges effective April 1, 2017. On average these changes will amount to an increase of approximately 1.3 per cent annually.

The effect on your bill will depend on how much natural gas your organization uses and the terms of your gas marketer agreement.

The price you pay for the natural gas you use, shown as the Gas Supply Charge on your bill, depends on the terms of your agreement with your gas marketer.

Your current bill has been calculated using the new approved rates for gas consumed from April 1, 2017. The rate chart is included in this notice.

Delivery to You

The 'Delivery to You' charge has increased due to higher delivery related costs.

As of January 1, 2017, Delivery to You includes applicable charges from the Ontario government's cap and trade program, related to greenhouse gas emissions from the natural gas you use and that we use to deliver it to you. If you are a customer who is a Non-Large Final Emitter you will be charged a cap and trade Customer Related Charge of 3.3181 ¢/m³ and the cap and trade Facility Related charge of 0.0337 ¢/m³. If you are a Large Final Emitter you will only be charged the Facility Related Charge of 0.0337 ¢/m³. The effect on your bill will depend on how much natural gas your organization uses.

For more information on cap and trade, visit enbridgegas.com/capandtrade.

Load Balancing Charge

The Load Balancing Charge has decreased due to lower seasonal load balancing related costs.

Transportation to Enbridge

The 'Transportation to Enbridge' charge has increased due to higher costs for transporting natural gas to Ontario.

If you have an agreement with a gas marketer that includes transportation, the related charges may appear under the marketer portion of the Enbridge bill. In this case, the change to the 'Transportation to Enbridge' charge does not apply.

Cost Adjustment

The current cost adjustment includes a charge of 0.0013 ¢/m³ for Load Balancing and a refund of 0.0623 ¢/m³ for Transportation. This cost adjustment is in effect until March 31, 2018.

Our supply prices are based on a forecast of market prices for the next 12 months. The forecasted prices are reviewed every three months and adjusted accordingly. If our forecasts are over or under our actual costs, the difference is refunded or collected from customers through cost adjustments.

Site Restoration Clearance

The Site Restoration Clearance refund is 0.0958 ¢/m³. It reflects changes in an estimate of ongoing and future site restoration costs. Site restoration costs are incurred when gas distribution pipelines are replaced or retired over the life of the gas distribution system.

For further information

Enbridge Gas Distribution appreciates the opportunity to serve you and looks forward to the continuation of our business relationship. If you require further information with respect to this change, please call 1-855-311-2LBA (1-855-311-2522) or visit our website at: www.enbridgegas.com.

Schedule of Gas Rates

Effective April 1, 2017 and replaces the rates that were implemented January 1, 2017.

For the billing months of January through December:

Monthly Customer Charge	\$123.34
Delivery to You	
Per cubic metre of Contract Demand	8.2300 ¢/m ³
For the first 14,000 m ³ per month	2.9979 ¢/m ³
For the next 28,000 m ³ per month	1.6389 ¢/m ³
For all over 42,000 m ³ per month	1.0799 ¢/m ³
Gas Supply Load Balancing Charge	0.6628 ¢/m ³
Transportation to Enbridge per cubic metre	5.4313 ¢/m ³
Transportation Dawn Charge per cubic metre	1.1404 ¢/m ³
System Sales Gas Supply Charge per cubic metre (if applicable*)	11.3458 ¢/m ³
Cap and Trade Customer Related Charge (If applicable)	3.3181 ¢/m ³
Cap and Trade Facility Related Charge	0.0337 ¢/m ³
Cost Adjustment (Western T-Service Customers)	
Transportation	(0.0623) ¢/m ³
Load Balancing	0.0013 ¢/m ³
Total	(0.0610) ¢/m ³
Cost Adjustment (Ontario T-Service Customers)	
Load Balancing	0.0013 ¢/m ³
Total	0.0013 ¢/m ³
Site Restoration Clearance Adjustment (January 1 to December 31)	(0.0958) ¢/m ³

Notes:

*The Gas Supply charge is applicable if the customer purchases their natural gas requirement from Enbridge Gas Distribution (System Sales).

New Rate Information
April 2017
Large Volume Customer Notice - Rate 170

Natural gas prices have changed

The Ontario Energy Board (“OEB”) has approved changes to Enbridge Gas Distribution's charges effective April 1, 2017. On average these changes will amount to an increase of approximately 0.2 per cent annually. The effect on your bill will depend on how much natural gas your organization uses.

Your current bill has been calculated using the new approved rates for gas consumed from April 1, 2017. The rate chart is included in this notice.

Our supply prices are based on a forecast of market prices for the next 12 months. The forecasted prices are reviewed every three months and adjusted accordingly. If our forecasts are over or under our actual costs, the difference is refunded or collected from customers through cost adjustments.

Gas Supply Charge

The Gas Supply charge has decreased from 11.4122 cents per cubic metre ($\text{¢}/\text{m}^3$) to 11.3419 $\text{¢}/\text{m}^3$.

The Gas Supply component of the Cost Adjustment is currently a refund of 0.2238 $\text{¢}/\text{m}^3$. This refund, combined with the Gas Supply Charge, results in a new total effective Gas Supply rate of 11.1181 $\text{¢}/\text{m}^3$.

Enbridge Gas Distribution does not make a profit on the price of natural gas.

Delivery to You

The ‘Delivery to You’ charge has increased due to higher delivery related costs.

As of January 1, 2017, Delivery to You includes applicable charges from the Ontario government's cap and trade program, related to greenhouse gas emissions from the natural gas you use and that we use to deliver it to you. If you are a customer who is a Non-Large Final Emitter you will be charged a cap and trade Customer Related Charge of 3.3181 $\text{¢}/\text{m}^3$ and the cap and trade Facility Related charge of 0.0337 $\text{¢}/\text{m}^3$. If you are a Large Final Emitter you will only be charged the Facility Related Charge of 0.0337 $\text{¢}/\text{m}^3$. The effect on your bill will depend on how much natural gas your organization uses.

For more information on cap and trade, visit enbridgegas.com/capandtrade.

Load Balancing Charge

The Load Balancing Charge has decreased due to lower seasonal load balancing related costs.

Transportation to Enbridge

The ‘Transportation to Enbridge’ charge has increased due to higher costs for transporting natural gas to Ontario.

Cost Adjustment

The total Cost Adjustment refund is 0.2857 $\text{¢}/\text{m}^3$, effective until March 31, 2018. Please see the chart on the reverse for the breakdown by component.

Site Restoration Clearance

The Site Restoration Clearance refund is 0.0207 ¢/m³. It reflects changes in an estimate of ongoing and future site restoration costs. Site restoration costs are incurred when gas distribution pipelines are replaced or retired over the life of the gas distribution system.

For further information

Enbridge Gas Distribution appreciates the opportunity to serve you and looks forward to the continuation of our business relationship. If you require further information with respect to this change, please call 1-855-311-2LBA (1-855-311-2522) or visit our website at: www.enbridgegas.com.

Schedule of Gas Rates

Effective April 1, 2017 and replaces the rates that were implemented January 1, 2017.

For the billing months of January through December:

Monthly Customer Charge	\$279.31
Delivery to You	
Per cubic metre of Contract Demand	4.0900 ¢/m ³
Per cubic metre of gas delivered	
For the first 1,000,000 m ³ per month	0.5292 ¢/m ³
For all over 1,000,000 m ³ per month	0.3292 ¢/m ³
Gas Supply Load Balancing Charge	0.3068 ¢/m ³
Transportation to Enbridge per cubic metre	5.4313 ¢/m ³
Transportation Dawn Charge per cubic metre	1.1404 ¢/m ³
System Sales Gas Supply Charge per cubic metre (if applicable*)	11.3419 ¢/m ³
Cap and Trade Customer Related Charge (If applicable)	3.3181 ¢/m ³
Cap and Trade Facility Related Charge	0.0337 ¢/m ³
Cost Adjustment	
Gas Supply	(0.2238) ¢/m ³
Transportation	(0.0623) ¢/m ³
Load Balancing	0.0004 ¢/m ³
Total	(0.2857) ¢/m ³
Site Restoration Clearance Adjustment (January 1 to December 31)	(0.0207) ¢/m ³

Notes:

*The Gas Supply charge is applicable if the customer purchases their natural gas requirement from Enbridge Gas Distribution (System Sales).

New Rate Information

April 2017

Transportation Service Customer Notice - Rate 170

Natural gas prices have changed

The Ontario Energy Board ("OEB") has approved changes to Enbridge Gas Distribution's charges effective April 1, 2017. On average these changes will amount to an increase of approximately 2 per cent annually.

The effect on your bill will depend on how much natural gas your organization uses and the terms of your gas marketer agreement.

The price you pay for the natural gas you use, shown as the Gas Supply Charge on your bill, depends on the terms of your agreement with your gas marketer.

Your current bill has been calculated using the new approved rates for gas consumed from April 1, 2017. The rate chart is included in this notice.

Delivery to You

The 'Delivery to You' charge has increased due to higher delivery related costs.

As of January 1, 2017, Delivery to You includes applicable charges from the Ontario government's cap and trade program, related to greenhouse gas emissions from the natural gas you use and that we use to deliver it to you. If you are a customer who is a Non-Large Final Emitter you will be charged a cap and trade Customer Related Charge of 3.3181 ¢/m³ and the cap and trade Facility Related charge of 0.0337 ¢/m³. If you are a Large Final Emitter you will only be charged the Facility Related Charge of 0.0337 ¢/m³. The effect on your bill will depend on how much natural gas your organization uses.

For more information on cap and trade, visit enbridgegas.com/capandtrade.

Load Balancing Charge

The Load Balancing Charge has decreased due to lower seasonal load balancing related costs.

Transportation to Enbridge

The 'Transportation to Enbridge' charge has increased due to higher costs for transporting natural gas to Ontario.

If you have an agreement with a gas marketer that includes transportation, the related charges may appear under the marketer portion of the Enbridge bill. In this case, the change to the 'Transportation to Enbridge' charge does not apply.

Cost Adjustment

The current cost adjustment includes a charge of 0.0004 ¢/m³ for Load Balancing and a refund of 0.0623 ¢/m³ for Transportation. This cost adjustment is in effect until March 31, 2018.

Our supply prices are based on a forecast of market prices for the next 12 months. The forecasted prices are reviewed every three months and adjusted accordingly. If our forecasts are over or under our actual costs, the difference is refunded or collected from customers through cost adjustments.

Site Restoration Clearance

The Site Restoration Clearance refund is 0.0207 ¢/m³. It reflects changes in an estimate of ongoing and future site restoration costs. Site restoration costs are incurred when gas distribution pipelines are replaced or retired over the life of the gas distribution system.

For further information

Enbridge Gas Distribution appreciates the opportunity to serve you and looks forward to the continuation of our business relationship. If you require further information with respect to this change, please call 1-855-311-2LBA (1-855-311-2522) or visit our website at: www.enbridgegas.com.

Schedule of Gas Rates

Effective April 1, 2017 and replaces the rates that were implemented January 1, 2017.

For the billing months of January through December:

Monthly Customer Charge	\$279.31
Delivery to You	
Per cubic metre of Contract Demand	4.0900 ¢/m ³
Per cubic metre of gas delivered	
For the first 1,000,000 m ³ per month	0.5292 ¢/m ³
For all over 1,000,000 m ³ per month	0.3292 ¢/m ³
Gas Supply Load Balancing Charge	0.3068 ¢/m ³
Transportation to Enbridge per cubic metre	5.4313 ¢/m ³
Transportation Dawn Charge per cubic metre	1.1404 ¢/m ³
System Sales Gas Supply Charge per cubic metre (if applicable*)	11.3419 ¢/m ³
Cap and Trade Customer Related Charge (If applicable)	3.3181 ¢/m ³
Cap and Trade Facility Related Charge	0.0337 ¢/m ³
Cost Adjustment (Western T-Service Customers)	
Transportation	(0.0623) ¢/m ³
Load Balancing	0.0004 ¢/m ³
Total	(0.0619) ¢/m ³
Cost Adjustment (Ontario T-Service Customers)	
Load Balancing	0.0004 ¢/m ³
Total	0.0004 ¢/m ³
Site Restoration Clearance Adjustment (January 1 to December 31)	(0.0207) ¢/m ³

Notes:

*The Gas Supply charge is applicable if the customer purchases their natural gas requirement from Enbridge Gas Distribution (System Sales).

**SCHEDULE C TO
DECISION AND INTERIM ORDER
OEB FILE NO. EB-2017-0092
DATED: March 23, 2017**

**Enbridge Gas Distribution Inc.
EB-2017-0092**

APPLICANT & LIST OF INTERVENORS

March 23, 2017

APPLICANT

Rep. and Address for Service

Enbridge Gas Distribution Inc. Trina Wright

Regulatory Coordinator
Enbridge Gas Distribution Inc.
500 Consumers Rd.
Toronto, ON M2J 1P8

Tel: 416-495-5173
Fax: 416-753-7336
Trina.Wright@enbridge.com

INTERVENORS

Rep. and Address for Service

**Canadian Manufacturers &
Exporters**

Vincent DeRose

Borden Ladner Gervais LLP
100 Queen St.
Suite 1300
Ottawa ON K1P 1J9
Tel: 613-787-3589
Fax: 613-230-8842
vderose@blg.com

**Industrial Gas Users
Association**

Ian Mondrow

Gowling WLG
1 First Canadian Place
100 King S. W. Suite 1600
Toronto ON M5X 1G5
Tel: 416-369-4670
Fax: 416-862-7661
ian.mondrow@gowlingwlg.com