2017 Final Verified Annual LDC CDM Program Results Report
Letter from the Vice-President, Policy, Engagement & Innovation

June 29, 2018

To: Ontario's Local Distribution Companies

At the mid-way point of the Conservation First Framework (CFF) Ontario's Local Distribution Companies (LDCs) along with the IESO have shown significant progress towards the 2020 CFF 7.0 TWh target. The province has achieved 1.8 TWh of persisting energy savings in 2017, the highest performing year on record. Approximately 20% ($364M) of the allocated $1.835B CFF LDC Conservation Demand Management (CDM) budget was accounted for in 2017. From 2015, LDCs have achieved 4.8 TWh of energy savings, representing 69% of the CFF 7.0 TWh target. The savings realized to date demonstrate the significant efforts made by LDCs and the IESO in delivering and promoting conservation programs across the province.

Key highlights from the 2017 results include:

- The share of residential portfolio savings increased for the third consecutive year, accounting for 46% of 2017 results, while the business portfolio program contributed to 45%, and local/pilot/centrally delivered programs accounting for 9% of 2017 savings.
- The Coupon & Instant Discount residential retail program produced a record achievement of 740 GWh of persisting energy savings, increasing by over 53% of the results from 2016. LED light bulbs remained the most common measure accounting 91% of savings.
- The Retrofit program achieved 663 GWh of persisting energy savings in 2017, which represents a small reduction in savings despite completing approximately half the number projects compared to 2016 results (including adjustments). Lighting continues to represent the majority of results, representing 79% of savings in 2017.
- The Process and Systems Upgrades Program achieved 15 GWh in 2017, but also verified an additional 65 GWh in 2016 completed projects and 11 GWh in 2015 completed projects as part of this year's evaluation. Behind-the-meter generation projects account for 82% of program savings-to-date.
    - The data lag associated with unreported (yet completed) 2017 projects for the Retrofit and Process and Systems Upgrade programs remain an ongoing challenge. Together with the Heating & Cooling program, these programs have approximately 723 GWh in unverified savings yet to be reported by LDCs for which is anticipated to be reported a future verified annual results reports as 2017 adjustments.

Minor revisions were made to the final 2017 results relative to the preliminary 2017 results issued to LDCs on June 1, 2018. Details on the revisions between the 2017 preliminary and final verified results can be found in the 2017 Frequently Asked Questions (FAQs) along with key 2017 evaluation findings and province-wide and local program cost effectiveness test results posted alongside LDC results.

Consistent with prior year evaluation cycles, all 2017 final verified annual results reports will be posted on the IESO website in early July. LDC-specific cost effectiveness test results (program- and portfolio-level) will be available by September 15, 2017. Finally, 2017 EM&V reports will be available later this summer along with key program recommendations to be shared with the Joint Program Operations Committee (JPOC) and associated committees.

I look forward to the continued collaboration with LDCs and stakeholders building off lessons learned and implementing feedback from the mid-term review process to enhance current programs and future efforts.

Sincerely,

Terry Young
Vice-President, Policy, Engagement & Innovation
Independent Electricity System Operator

2017 Final Verified Annual LDC CDM Program Results Report
Table of Contents

#	Worksheet Name	Worksheet Description
1	How to Use This Report	Describes the contents and structure of this report
2	Report Summary	A high level summary of the Final 2017 Annual Verified Results Report, including: 1) progress toward the LDC's: a) Allocated 2020 Annual Energy Savings Target; b) Allocated 2015-2020 LDC CDM Plan Budget; c) CDM Plan 2015-2020 Forecasts; 3) annual savings and spending; 4) Annual FCR Progress; 5) annual LDC CDM Plan spending progress; 6) graphs describing: a) contribution to 2020 Target Achievement by program; b) 2017 LDC CDM Plan Budget Spending by Sector; c) annual energy savings persistence to 2020 by year; d) your Allocated Target achievement progress relative to your peers; and e) your LDC CDM Plan Budget Spending progress relative to your peers;
3	LDC Rankings	A comprehensive report of each LDC's performance rankings against all other LDCs in major performance categories.
4	LDC Progress	A comprehensive report of 2017 conservation results including: 1) activity; 2) savings including; a) energy and peak demand; b) net and gross; c) CDM Plan forecasts, verified actuals and relative progress; d) Allocated Target and Target acheivement; and 3) spending, including participant incentives and administrative expenses and IESO Value Added Services Costs. Data is grouped by category and summarized at the LDC level.
5	Province-Wide Progress	A comprehensive report of 2016 conservation results including: 1) activity; 2) savings including; a) energy and peak demand; b) net and gross; c) CDM Plan forecasts, verified actuals and relative progress; d) Allocated Target and Target acheivement; and 3) spending, including participant incentives and administrative expenses and IESO Value Added Services Costs. Data is grouped by category and summarized at the province wide level.
6	LDC Savings Persistence	A report detailing the gross and net energy and peak demand savings persistence by program and implementation year (2015, 2015 Adjustment, 2016, 2016 Adjustment and 2017) at the LDC Level.
7	Province-Wide Savings Persistence	A report detailing the gross and net energy and peak demand savings persistence by program and implementation year (2015, 2015 Adjustment, 2016, 2016 Adjustment and 2017) at the province wide Level.
8	Methodology	A description of the methods used to calculate energy savings, financial results and cost-effectiveness.
9	Reference Table	Provides detailing how Province wide Consumer Program results were allocated to specific LDCs.
10	Glossary	Definitions for the terms used throughout this report.

2017 Final Verified Annual LDC CDM Program Results Report
How to Use this Report

The IESO is pleased to provide you with the 2017 Final Verified Annual LDC CDM Program Results Report.

This report provides:
1) electricity savings;
2) annual Full Cost Recovery funding model program progress; and
3) peak demand savings;
4) IESO Value Added Services Costs
in accordance with Section 9.2(b)(i) of the Energy Conservation Agreement.

In addition to the above, this report also provides in greater detail:
1) program participation results including:
a) forecasts; b) actuals; and c) progress (forecast versus (vs) actuals);

2) program savings results including:
a) net 2020 annual energy and peak demand savings;
b) allocated target, target achievement and progress towards target;
c) incremental net first year energy and peak demand savings;
d) annual net-to-gross and realization rate adjustments; and
e) incremental gross first year energy and peak demand savings;
and where available reported by: i) forecasts; ii) verified actuals; and iii) progress (forecast vs actuals);

3) program spending including:
a) participation incentive spending;
b) administrative expense spending (including IESO value-added services costs);
c) aggregated total spending; and
d) allocated budget, LDC CDM Plan budget spending and progress towards budget;
and for each cost: i) forecasts; ii) verified actuals; and iii) progress (forecast vs actuals);

4) program savings results persistence for:
a) gross energy savings;
b) gross peak demand savings;
c) net energy savings; and
d) net peak demand savings;

by both the LDC specific level and the province-wide aggregated level for 2017, 2016 including adjustments, and 2015 including adjustments.

This report's format is consistent with the IESO issued Monthly Participation and Cost Report in that it is a dynamic sheet that can be expanded or collapsed by clicking the + button or "Show Detail" feature under the Data tab. Each of the four results categories listed above have been grouped together for easy accessibility.



Please note:
1) Cost Effectiveness Test (CET) results at the: a) province-wide / program level is available and posted separately on LDC Extranet; b) LDC / program level will be available on the LDC Extranet by September 15, 2018; as per the Energy Conservation Agreement, version 3.0;

2) forecasts of: a) activity; b) savings; and c) spending; included in this report are based on approved LDC CDM Plan - Cost Effectiveness Tools as of December 31, 2017 (from the i) Program Design; ii) Budget Inputs; and iii) Savings Results worksheets);

3) Annual FCR Progress only includes Full Cost Recovery funding model program savings results and excludes Pay-for-Performance funding model program savings results;

4) The complete list of approved programs and pilots as of December 31, 2017 approved LDC CDM Plans have been included, however only programs and pilots in market for a sufficient period of time to enable a valid EM&V process will have verified results;

5) 2017 Verified Adjustments to prior years consists of projects completed in the associated year but were not reported to the IESO by previous year's reporting deadlines (March 31, 2016 and April 15, 2017);

6) Pilot program savings are attributed to the LDC where the pilot program project is located in; and

7) This Annual Verified Results Report provides results for the LDC and province only. No aggregated reporting is provided for LDCs that are part of a joint CDM plan;

2017 Final Verified Annual LDC CDM Program Results Report
Summary

For: Algoma Power Inc.

Results

#	Metric	2015 Verified Results	2016 Verified Results	2017 Verified Results	2015-2017 Verified Results	Allocated Target / Budget	2015-2017 Progress versus Allocated Target / Budget	2015-2020 LDC CDM Plan Forecast	2015-2017 Progress versus 2015-2020 LDC CDM Plan Forecast	2017 LDC CDM Plan Forecast	2017 Progress versus 2017 LDC CDM Plan Forecast	2015-2017 LDC CDM Plan Forecast	2015-2017 Progress versus 2015-2017 LDC CDM Plan Forecast
1	Net Verified Annual Energy Savings Persisting to 2020	1,077 MWh	1,428 MWh	2,232 MWh	4,737 MWh	7,510 MWh	63 %	11,809 MWh	40 %	1,439 MWh	155 %	3,364 MWh	141 %
2	LDC Ranking - Net Verified Annual Energy Savings Persisting to 2020	55	52	47	52	51	40	44	67	48	25	50	20
3	Total Spending ($)	$ 99,271	$ 345,886	$ 502,660	$ 947,817	$ 2,107,963	45 %	$ 2,470,412	38 %	$ 432,758	116 %	$ 888,411	107 %
4	LDC Ranking - Total Spending ($)	18	43	48	43	50	5	45	15	48	12	45	9

Annual FCR Progress

#	Metric	2015 Program Year	2016 Program Year	2017 Program Year	Total 2015-2017 Framework-to-Date
1	Net Verified 2020 Annual Energy Savings from Full Cost Recovery Programs	238 MWh	1,319 MWh	2,211 MWh	**3,769 MWh**
2	CDM Plan Forecasted Net 2020 Annual Energy Savings from Full Cost Recovery Programs	216 MWh *(2015 Annual Milestone from FCR Programs)*	709 MWh *(2016 Annual Milestone from FCR Programs)*	1,436 MWh *(2017 Annual Milestone from FCR Programs)*	**2,361 MWh** ***(Cumulative FCR Milestone)***
FCR Progress					**159.6 %**

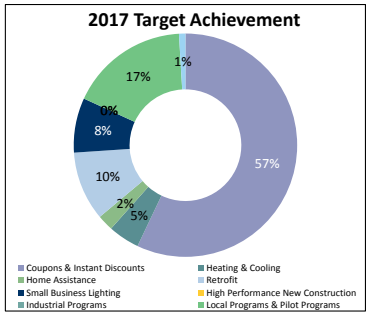

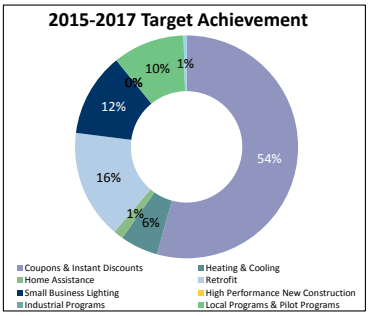

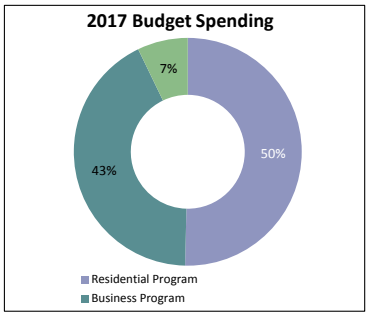

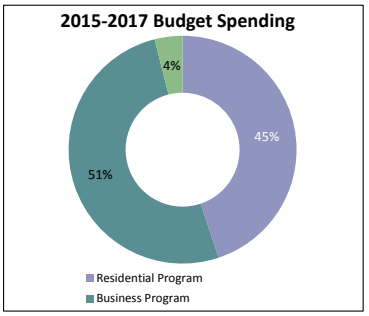

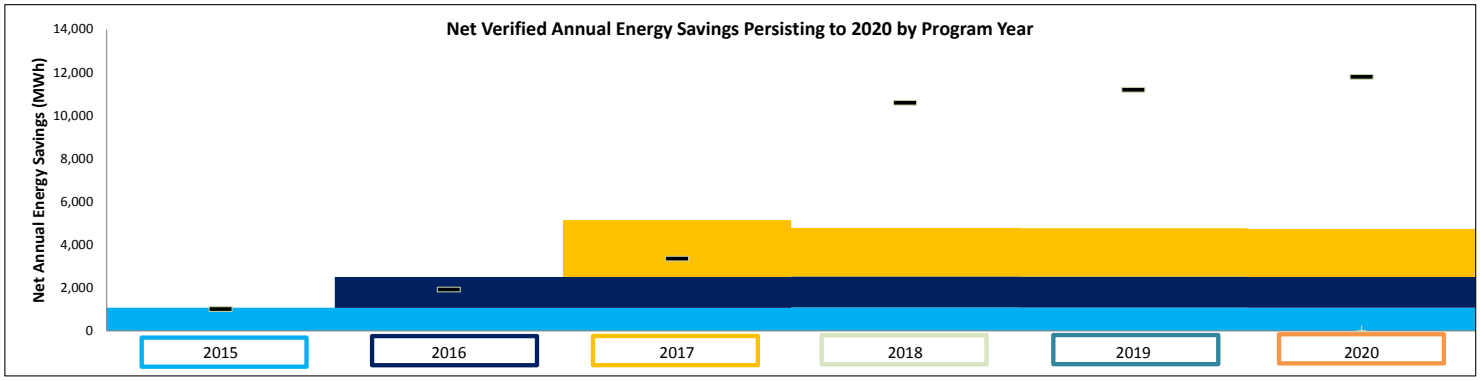

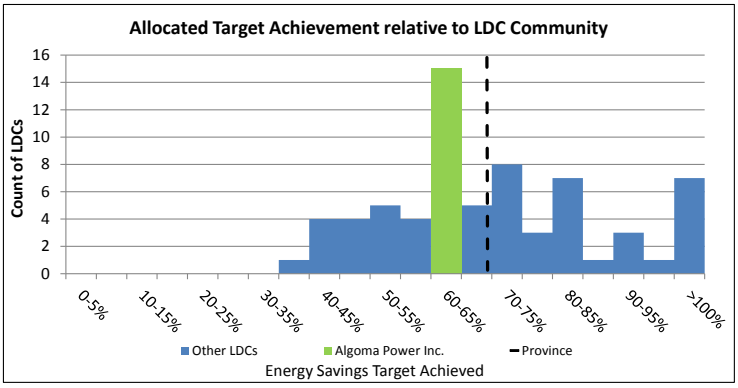

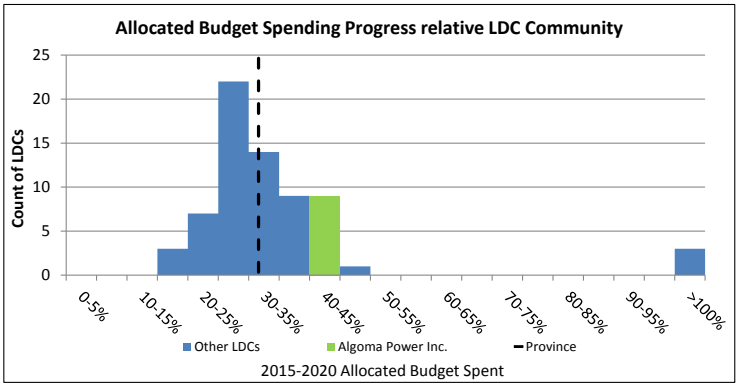

2017 Final Verified Annual LDC CDM Program Results Report
LDC Rankings

| # | LDC | Net Verified Annual Energy Savings Persistent to 2020 | | |

Progress Report

For: Algoma Power Inc.

#	Programs	Unit of Measure	Forecasted (#) 2015	2016	2017	2018	2019	2020	Total	Verified (#) 2015 Verified 2015 Results	2016 Verified 2015 Results Adjustments	2017 Verified 2015 Results Adjustments	Total Verified 2015 Results	2016 Verified 2016 Results	2017 Verified 2016 Results Adjustments	Total Verified 2016 Results	2017 Verified 2017 Results	Total	Progress vs Forecast (%) Total Verified 2015 Results	Total Verified 2016 Results	2017 Verified 2017 Results	Total	Participation Group
	2015-2020 Conservation First Framework Programs																						
	Residential Province-Wide Programs																						
1	Save on Energy Coupon Program	Products	6,901	311	311	150	75	35	7,783	6,901	968	-	7,869	28,906	3,238	32,144	28,098	68,111	114	10,336	9,035	905	
2	Save on Energy Instant Discount Program	Products	-	-	-	-	-	-	-	-	-	-	-	-	-	-	22,003	22,003					
3	Save on Energy Heating & Cooling Program	Equipment	34	37	1	1	1	1	75	34	-	-	34	76	-	76	98	208	100	205	9,800	289	
4	Save on Energy New Construction Program	Homes	-	-	1	1	1	1	4	-	-	-	-	-	-	-	-	-			-	-	
5	Save on Energy Home Assistance Program	Homes	-	10	10	10	10	10	50	-	-	-	-	4	1	5	39	44		50	390	220	
	Sub-total: Residential Province-Wide Programs																						
	Business Province-Wide Programs																						
6	Save on Energy Audit Funding Program	Projects	-	1	1	1	1	1	5	-	-	-	-	-	-	-	-	-		-	-	-	
7	Save on Energy Retrofit Program	Projects	-	13	50	658	33	42	796	-	1	1	2	9	1	10	10	22		77	20	35	
8	Save on Energy Small Business Lighting Program	Projects	-	210	210	105	50	25	600	-	-	-	-	28	1	29	33	62		14	16	15	
9	Save on Energy High Performance New Construction Program	Projects	-	-	1	1	1	1	4	-	-	-	-	-	-	-	-	-			-	-	
10	Save on Energy Existing Building Commissioning Program	Projects	-	-	1	1	1	1	4	-	-	-	-	-	-	-	-	-			-	-	
11	Save on Energy Business Refrigeration Incentive Program	Projects	-	-	-	-	-	-	-	-	-	-	-	-	-	-	-	-					
12	Save on Energy Process & Systems Upgrades Program	Projects	-	-	1	1	1	1	4	-	-	-	-	-	-	-	-	-			-	-	
13	Save on Energy Energy Manager Program	Projects	-	-	1	1	1	1	4	-	-	-	-	-	-	-	-	-			-	-	
14	Save on Energy Monitoring & Targeting Program	Projects	-	-	1	1	1	1	4	-	-	-	-	-	-	-	-	-			-	-	
15	Save on Energy Retrofit Program - P4P	Projects	-	-	-	-	-	-	-	-	-	-	-	-	-	-	-	-					
16	Save on Energy Process & Systems Upgrades Program - P4P	Projects	-	-	-	-	-	-	-	-	-	-	-	-	-	-	-	-					
	Sub-total: Business Province-Wide Programs																						
	Local & Regional Programs																						
17	Adaptive Thermostat Local Program	Homes	-	-	-	-	-	-	-	-	-	-	-	-	-	-	-	-					
18	Business Refrigeration Incentives Local Program	Projects	-	-	6	23	20	16	65	-	-	-	-	-	-	-	-	-			-	-	
19	Conservation on the Coast Home Assistance Local Program	Homes	-	-	-	-	-	-	-	-	-	-	-	-	-	-	-	-					
20	Conservation on the Coast Small Business Lighting Local Program	Projects	-	-	-	-	-	-	-	-	-	-	-	-	-	-	-	-					
21	First Nations Conservation Local Program	Homes	-	-	-	-	-	-	-	-	-	-	-	-	-	-	-	-					
22	High Efficiency Agriculturual Pumping Local Program	Projects	-	-	-	-	-	-	-	-	-	-	-	-	-	-	-	-					
23	Instant Savings Local Program	Homes	-	-	1,804	1,202	-	-	3,006	-	-	-	-	-	-	-	2,841	2,841			157	157	
24	OPsaver Local Program	Projects	-	-	-	-	-	-	-	-	-	-	-	-	-	-	-	-					
25	Pool Saver Local Program	Homes	-	-	-	-	-	-	-	-	-	-	-	-	-	-	-	-					
26	PUMPsaver Local Program	Projects	-	-	-	-	-	-	-	-	-	-	-	-	-	-	-	-					
27	RTUsaver Local Program	Projects	-	-	-	-	-	-	-	-	-	-	-	-	-	-	-	-					
28	Social Benchmarking Local Program	Participants	-	-	-	-	-	-	-	-	-	-	-	-	-	-	-	-					
	Sub-total: Local & Regional Programs																						
	LDC Innovation Fund Pilot Programs																						
29	Air Source Heat Pump – For Residential Space Heating LDC Innovation Fun	Homes	-	-	-	-	-	-	-	-	-	-	-	-	-	-	-	-					
30	Air Source Heat Pump – For Residential Water Heating LDC Innovation Fun	Homes	-	-	-	-	-	-	-	-	-	-	-	-	-	-	-	-					
31	Block Heater Timer LDC Innovation Fund Pilot Program	Equipment	-	-	-	-	-	-	-	-	-	-	-	-	-	-	-	-					
32	Commercial Energy Management and Load Control (CEMLC) LDC Innovatic	Projects	-	-	-	-	-	-	-	-	-	-	-	-	-	-	-	-					
33	Conservation Cultivator LDC Innovation Fund Pilot Program	Projects	-	-	-	-	-	-	-	-	-	-	-	-	-	-	-	-					
34	Data Centre LDC Innovation Fund Pilot Program	Projects	-	-	-	-	-	-	-	-	-	-	-	-	-	-	-	-					
35	Electronics Take Back LDC Innovation Fund Pilot Program	Equipment	-	-	-	-	-	-	-	-	-	-	-	-	-	-	-	-					
36	Energy Reinvestment LDC Innovation Fund Pilot Program	Projects	-	-	-	-	-	-	-	-	-	-	-	-	-	-	-	-					
37	Home Energy Assessment & Retrofit LDC Innovation Fund Pilot Program	Homes	-	-	-	-	-	-	-	-	-	-	-	-	-	-	-	-					
38	Hotel/Motel LDC Innovation Fund Pilot Program	Projects	-	-	-	-	-	-	-	-	-	-	-	-	-	-	-	-					
39	Intelligent Air Technology LDC Innovation Fund Pilot Program	Projects	-	-	-	-	-	-	-	-	-	-	-	-	-	-	-	-					
40	OPsaver LDC Innovation Fund Pilot Program	Projects	-	-	-	-	-	-	-	-	-	-	-	-	-	-	-	-					
41	PUMPsaver LDC Innovation Fund Pilot Program	Projects	-	-	-	-	-	-	-	-	-	-	-	-	-	-	-	-					
42	Residential Direct Install LDC Innovation Fund Pilot Program	Homes	-	-	-	-	-	-	-	-	-	-	-	-	-	-	-	-					
43	Residential Direct Mail LDC Innovation Fund Pilot Program	Homes	-	1	-	-	-	-	1	-	-	-	-	138	-	138	-	138		13,800		13,800	
44	Residential Ductless Heat Pump LDC Innovation Fund Pilot Program	Homes	-	-	-	-	-	-	-	-	-	-	-	-	-	-	-	-					
45	Retrocomissioning LDC Innovation Fund Pilot Program	Projects	-	-	-	-	-	-	-	-	-	-	-	-	-	-	-	-					
46	RTUsaver LDC Innovation Fund Pilot Program	Projects	-	-	-	-	-	-	-	-	-	-	-	-	-	-	-	-					
47	Small & Medium Business Energy Management System LDC Innovation Fu	Projects	-	-	-	-	-	-	-	-	-	-	-	-	-	-	-	-					
48	Solar Powered Attic Ventilation LDC Innovation Fund Pilot Program	Homes	-	-	-	-	-	-	-	-	-	-	-	-	-	-	-	-					
49	Toronto Hydro – Enbridge Joint Low-Income Program LDC Innovation Fun	Homes	-	-	-	-	-	-	-	-	-	-	-	-	-	-	-	-					
50	Truckload Event LDC Innovation Fund Pilot Program	Products	-	-	-	-	-	-	-	-	-	-	-	-	-	-	-	-					
	Sub-total: LDC Innovation Fund Pilot Programs																						
	Centrally Delivered Programs																						
51	Industrial Accelerator Program	Projects	-	-	1	1	1	1	4	-	-	-	-	-	-	-	-	-			-	-	
52	Save on Energy Energy Performance Program for Multi-Site Customers	Projects	-	-	1	1	1	1	4	-	-	-	-	-	-	-	-	-			-	-	
53	Whole Home Pilot Program	Homes	-	-	1	1	1	1	4	-	-	-	-	-	-	-	28	28			2,800	2,800	
	Sub-total: Centrally Delivered Programs																						
	Program Enabled Savings																						
54	Save on Energy Retrofit Program Enabled Savings	Claims	-	-	-	-	-	-	-	-	-	-	-	-	-	-	-	-					
55	Save on Energy High Performance New Construction Program Enabled Sav	Claims	-	-	-	-	-	-	-	-	-	-	-	-	-	-	-	-					
56	Save on Energy Process & Systems Upgrades Program Enabled Savings	Claims	-	-	-	-	-	-	-	-	-	-	-	-	-	-	-	-					
	Sub-total: Program Enabled Savings																						
	Other																						
57	Non-Approved Program	Various	-	-	-	-	-	-	-	-	-	-	-	-	-	-	-	-					
58	Unassigned Program	Various	-	-	-	-	-	-	-	-	-	-	-	-	-	-	-	-					
	Sub-total: Other																						
	Sub-total: 2015-2020 Conservation First Framework																						
	Conservation Fund																						
59	Conservation Voltage Reduction Conservation Fund Pilot Program	Projects	-	-	-	-	-	-	-	-	-	-	-	-	-	-	-	-					
60	EnerNOC Conservation Fund Pilot Program	Projects	-	-	-	-	-	-	-	-	-	-	-	-	-	-	-	-					
61	Home Depot Home Appliance Market Uplift Conservation Fund Pilot Progr	Projects	-	-	-	-	-	-	-	-	-	-	-	-	-	-	-	-					
62	Loblaw P4P Conservation Fund Pilot Program	Projects	-	-	-	-	-	-	-	-	-	-	-	-	-	-	-	-					
63	Ontario Clean Water Agency P4P Conservation Fund Pilot Program	Projects	-	-	-	-	-	-	-	-	-	-	-	-	-	-	-	-					
64	Performance Based Conservation Fund Pilot Program	Projects	-	-	-	-	-	-	-	-	-	-	-	-	-	-	-	-					
65	Social Benchmarking Conservation Fund Pilot Program	Participants	-	-	-	-	-	-	-	-	-	-	-	-	-	-	-	-					
66	Strategic Energy Group Conservation Fund Pilot Program	Projects	-	-	-	-	-	-	-	-	-	-	-	-	-	-	-	-					
	Sub-total: Conservation Fund																						
	2011-2014+2015 Extension Legacy Framework Programs																						
	Residential Program																						
67	Appliance Retirement Initiative	Appliances	35	-	-	-	-	-	35	36	-	-	36	-	-	-	-	36	103			103	
68	Coupon Initiative	Products	6,301	-	-	-	-	-	6,301	2,350	30	-	2,380	-	-	-	-	2,380	38			38	
69	Bi-Annual Retailer Event Initiative	Products	-	-	-	-	-	-	-	3,951	-	-	3,951	-	-	-	-	3,951					
70	HVAC Incentives Initiative	Equipment	54	-	-	-	-	-	54	54	2	-	56	-	-	-	-	56	104			104	
71	Residential New Construction and Major Renovation Initiative	Homes	-	-	-	-	-	-	-	-	-	-	-	-	-	-	-	-					
	Sub-total: Residential Program																						
	Commercial & Institutional Program																						
72	Energy Audit Initiative	Projects	-	-	-	-	-	-	-	-	-	-	-	-	-	-	-	-					
73	Efficiency: Equipment Replacement Incentive Initiative	Projects	597	-	-	-	-	-	597	10	1	2	13	-	-	-	-	13	2			2	
74	Direct Install Lighting and Water Heating Initiative	Projects	2,840	-	-	-	-	-	2,840	115	-	-	115	-	-	-	-	115	4			4	
75	New Construction and Major Renovation Initiative	Projects	-	-	-	-	-	-	-	-	-	-	-	-	-	-	-	-					
76	Existing Building Commissioning Incentive Initiative	Projects	-	-	-	-	-	-	-	-	-	-	-	-	-	-	-	-					
	Sub-total: Commercial & Institutional Program																						
	Industrial Program																						
77	Process and Systems Upgrades Initiatives - Project Incentive Initiative	Projects	-	-	-	-	-	-	-	-	-	-	-	-	-	-	-	-					
78	Process and Systems Upgrades Initiatives - Energy Manager Initiative	Projects	-	-	-	-	-	-	-	-	-	-	-	-	-	-	-	-					
79	Process and Systems Upgrades Initiatives - Monitoring and Targeting Initia	Projects	-	-	-	-	-	-	-	-	-	-	-	-	-	-	-	-					
	Sub-total: Industrial Program																						
	Low Income Program																						
80	Low Income Initiative	Homes	331	-	-	-	-	-	331	19	-	-	19	-	-	-	-	19	6			6	
	Sub-total: Low-Income Program																						
	Other																						
81	Aboriginal Conservation Program	Homes	-	-	-	-	-	-	-	-	-	-	-	-	-	-	-	-					
82	Program Enabled Savings	Claims	-	-	-	-	-	-	-	-	-	-	-	-	-	-	-	-					
	Sub-total: Other																						
	Sub-total: 2011-2014+2015 Extension Legacy Framework																						
	Total																						

Net Incremental 2020 Annual Energy Savings																						
Forecasted (kWh)							Verified (kWh)									Progress (%)				2015-2020 CFF LDC CDM Plan Allocated Target (kWh)	Progress versus Target (%)	Net Incremental 2020 Annual Energy Savings
2015	2016	2017	2018	2019	2020	Total	2015 Verified 2015 Results	2016 Verified 2015 Results Adjustments	2017 Verified 2015 Results Adjustments	Total Verified 2015 Results	2016 Verified 2016 Results	2017 Verified 2016 Results Adjustments	Total Verified 2016 Results	2017 Verified 2017 Results	Total	Total Verified 2015 Results	Total Verified 2016 Results	2017 Verified 2017 Results	Total			
181.325	311.000	311.000	150.000	75.000	35.000	**1.063.325**	181.325	20.432	-	201.757	864.090	97.452	961.542	689.875	**1.853.174**	111	309	222	**231**			
-	-	-	-	-	-	-		-	-			-		583.733	**583.733**							
34.993	36.795	1.000	1.000	1.000	1.000	**75.788**	34.993	-	-	34.993	69.942	-	69.942	101.120	**206.055**	100	190	10.112	**283**			
-	-	1.000	1.000	1.000	1.000	**4.000**	-	-	-	-	-	-	-	-	-			-	-			
-	20.000	20.000	20.000	20.000	20.000	**100.000**	-	-	-	-	6.792	-	6.792	51.754	**58.546**		34	259	**146**			
216,318	**367,795**	**333,000**	**172,000**	**97,000**	**57,000**	**1,243,113**	**216,318**	**20,432**	**-**	**236,750**	**940,824**	**97,452**	**1,038,276**	**1,426,482**	**2,701,508**	**109**	**282**	**428**	**295**			
-	1,000	1,000	1,000	1,000	1,000	**5,000**	-	-	-	-	-	-	-	-	-		-	-	-			
-	130.000	500.000	6.580.000	328.000	417.000	**7.955.000**	-	1.013	-	1.013	109.850	2.696	112.546	223.856	**337.415**		87	45	**54**			
-	210,000	210,000	105,000	50,000	25,000	**600,000**	-	-	-	-	126,216	42,410	168,626	176,701	**345,327**		80	84	**82**			
-	-	1,000	1,000	1,000	1,000	**4,000**	-	-	-	-	-	-	-	-	-			-	-			
-	-	1,000	1,000	1,000	1,000	**4,000**	-	-	-	-	-	-	-	-	-			-	-			
-	-	-	-	-	-	-	-	-	-	-	-	-	-	-	-							
-	-	1,000	1,000	1,000	1,000	**4,000**	-	-	-	-	-	-	-	-	-			-	-			
-	-	1,000	1,000	1,000	1,000	**4,000**	-	-	-	-	-	-	-	-	-			-	-			
-	-	1,000	1,000	1,000	1,000	**4,000**	-	-	-	-	-	-	-	-	-			-	-			
-	-	-	-	-	-	-	-	-	-	-	-	-	-	-	-							
-	-	-	-	-	-	-	-	-	-	-	-	-	-	-	-							
-	**341,000**	**716,000**	**6,691,000**	**384,000**	**448,000**	**8,580,000**	**-**	**1,013**	**-**	**1,013**	**236,066**	**45,106**	**281,172**	**400,557**	**682,742**		**82**	**56**	**65**			
-	-	-	-	-	-	-	-	-	-	-	-	-	-	-	-							
-	-	36,000	138,000	120,000	96,000	**390,000**	-	-	-	-	-	-	-	-	-			-	-			
-	-	-	-	-	-	-	-	-	-	-	-	-	-	-	-							
-	-	-	-	-	-	-	-	-	-	-	-	-	-	-	-							
-	-	-	-	-	-	-	-	-	-	-	-	-	-	-	-							
-	-	-	-	-	-	-	-	-	-	-	-	-	-	-	-							
-	-	350.618	233.615	-	-	**584.233**	-	-	-	-	-	-	-	384.362	**384.362**			110	**110**			
-	-	-	-	-	-	-	-	-	-	-	-	-	-	-	-							
-	-	-	-	-	-	-	-	-	-	-	-	-	-	-	-							
-	-	-	-	-	-	-	-	-	-	-	-	-	-	-	-							
-	-	-	-	-	-	-	-	-	-	-	-	-	-	-	-							
-	-	-	-	-	-	-	-	-	-	-	-	-	-	-	-							
-	**-**	**386,618**	**371,615**	**120,000**	**96,000**	**974,233**	**-**	**-**	**-**	**-**	**-**	**-**	**-**	**384,362**	**384,362**			**99**	**99**			
-	-	-	-	-	-	-	-	-	-	-	-	-	-	-	-			

Net Incremental 2020 Annual Peak Demand Savings																						
Forecasted (kW)							Verified (kW)									Progress (%)						Net Incremental 2020 Annual Peak Demand Savings
2015	2016	2017	2018	2019	2020	Total	2015 Verified 2015 Results	2016 Verified 2015 Results Adjustments	2017 Verified 2015 Results Adjustments	Total Verified 2015 Results	2016 Verified 2016 Results	2017 Verified 2016 Results Adjustments	Total Verified 2016 Results	2017 Verified 2017 Results	Total	Total Verified 2015 Results	Total Verified 2016 Results	2017 Verified 2017 Results	Total			
12	-	-	-	-	-	12	12	1	-	13	56	6	62	48	123	108			1,025			
-	-	-	-	-	-	-	-	-	-	-	-	-	-	40	40							
17	-	-	-	-	-	17	17	-	-	17	19	-	19	27	63	100			371			
-	-	1	1	1	1	4	-	-	-	-	-	-	-	-	-			-	-			
-	-	-	-	-	-	-	-	-	-	-	-	-	-	4	4							
29	-	1	1	1	1	33	29	1	-	30	75	6	81	119	230	103		11,900	767			
-	-	-	-	-	-	-	-	-	-	-	-	-	-	-	-							
-	-	-	-	-	-	-	-	-	-	-	12	-	12	24	36							
-	-	-	-	-	-	-	-	-	-	-	28	10	38	40	78							
-	-	1	1	1	1	4	-	-	-	-	-	-	-	-	-			-	-			
-	-	1	1	1	1	4	-	-	-	-	-	-	-	-	-			-	-			
-	-	-	-	-	-	-	-	-	-	-	-	-	-	-	-							
-	-	1	1	1	1	4	-	-	-	-	-	-	-	-	-			-	-			
-	-	1	1	1	1	4	-	-	-	-	-	-	-	-	-			-	-			
-	-	1	1	1	1	4	-	-	-	-	-	-	-	-	-			-	-			
-	-	-	-	-	-	-	-	-	-	-	-	-	-	-	-							
-	-	-	-	-	-	-	-	-	-	-	-	-	-	-	-							
-	-	5	5	5	5	20	-	-	-	-	40	10	50	64	114			1,280	2,280			
-	-	-	-	-	-	-	-	-	-	-	-	-	-	-	-							
-	-	-	-	-	-	-	-	-	-	-	-	-	-	-	-							
-	-	-	-	-	-	-	-	-	-	-	-	-	-	-	-							
-	-	-	-	-	-	-	-	-	-	-	-	-	-	-	-							
-	-	-	-	-	-	-	-	-	-	-	-	-	-	-	-							
-	-	-	-	-	-	-	-	-	-	-	-	-	-	-	-							
-	-	-	-	-	-	-	-	-	-	-	-	-	-	60	60							
-	-	-	-	-	-	-	-	-	-	-	-	-	-	-	-							
-	-	-	-	-	-	-	-	-	-	-	-	-	-	-	-							
-	-	-	-	-	-	-	-	-	-	-	-	-	-	-	-							
-	-	-	-	-	-	-	-	-	-	-	-	-	-	-	-							
-	-	-	-	-	-	-	-	-	-	-	-	-	-	-	-							
-	-	-	-	-	-	-	-	-	-	-	-	-	-	60	60							
-	-	-	-	-	-	-	-	-	-	-	-	-	-	-	-

Net Incremental First Year Energy Savings																					
Forecasted (kWh)							Verified (kWh)									Progress (%)				Net Incremental First Year Energy Savings
2015	2016	2017	2018	2019	2020	Total	2015 Verified 2015 Results	2016 Verified 2015 Results Adjustments	2017 Verified 2015 Results Adjustments	Total Verified 2015 Results	2016 Verified 2016 Results	2017 Verified 2016 Results Adjustments	Total Verified 2016 Results	2017 Verified 2017 Results	Total	Total Verified 2015 Results	Total Verified 2016 Results	2017 Verified 2017 Results	Total	
182.792	311.000	311.000	150.000	75.000	35.000	**1.064.792**	182.791	20.794	-	203.585	864.090	97.452	961.542	857.052	**2.022.179**	111	309	276	**251**	
-	-	-	-	-	-	**-**	-	-	-	-	-	-	-	806.051	**806.051**					
34.993	36.795	1.000	1.000	1.000	1.000	**75.788**	34.993	-	-	34.993	69.942	-	69.942	101.120	**206.055**	100	190	10.112	**283**	
-	-	1.000	1.000	1.000	1.000	**4.000**	-	-	-	-	-	-	-	-	**-**			-	**-**	
-	20.000	20.000	20.000	20.000	20.000	**100.000**	-	-	-	-	6.792	-	6.792	51.754	**58.546**		34	259	**146**	
217,785	**367,795**	**333,000**	**172,000**	**97,000**	**57,000**	**1,244,580**	**217,784**	**20,794**	**-**	**238,578**	**940,824**	**97,452**	**1,038,276**	**1,815,977**	**3,092,831**	**110**	**282**	**545**	**337**	
-	1,000	1,000	1,000	1,000	1,000	**5,000**	-	-	-	-	-	-	-	-	**-**		-	-	**-**	
-	130.000	500.000	6.580.000	328.000	417.000	**7.955.000**	-	1.013	-	1.013	111.513	1.032	112.545	223.856	**337.414**		87	45	**54**	
-	210,000	210,000	105,000	50,000	25,000	**600,000**	-	-	-	-	133,383	44,976	178,359	195,332	**373,691**		85	93	**89**	
-	-	1,000	1,000	1,000	1,000	**4,000**	-	-	-	-	-	-	-	-	**-**			-	**-**	
-	-	1,000	1,000	1,000	1,000	**4,000**	-	-	-	-	-	-	-	-	**-**			-	**-**	
-	-	-	-	-	-	**-**	-	-	-	-	-	-	-	-	**-**					
-	-	1,000	1,000	1,000	1,000	**4,000**	-	-	-	-	-	-	-	-	**-**			-	**-**	
-	-	1,000	1,000	1,000	1,000	**4,000**	-	-	-	-	-	-	-	-	**-**			-	**-**	
-	-	1,000	1,000	1,000	1,000	**4,000**	-	-	-	-	-	-	-	-	**-**			-	**-**	
-	-	-	-	-	-	**-**	-	-	-	-	-	-	-	-	**-**					
-	-	-	-	-	-	**-**	-	-	-	-	-	-	-	-	**-**					
-	**341,000**	**716,000**	**6,691,000**	**384,000**	**448,000**	**8,580,000**	**-**	**1,013**	**-**	**1,013**	**244,896**	**46,008**	**290,904**	**419,188**	**711,105**		**85**	**59**	**67**	
-	-	-	-	-	-	**-**	-	-	-	-	-	-	-	-	**-**					
-	-	36,000	138,000	120,000	96,000	**390,000**	-	-	-	-	-	-	-	-	**-**			-	**-**	
-	-	-	-	-	-	**-**	-	-	-	-	-	-	-	-	**-**					
-	-	-	-	-	-	**-**	-	-	-	-	-	-	-	-	**-**					
-	-	-	-	-	-	**-**	-	-	-	-	-	-	-	-	**-**					
-	-	-	-	-	-	**-**	-	-	-	-	-	-	-	-	**-**					
-	-	350.618	233.615	-	-	**584.233**	-	-	-	-	-	-	-	384.362	**384.362**			110	**110**	
-	-	-	-	-	-	**-**	-	-	-	-	-	-	-	-	**-**					
-	-	-	-	-	-	**-**	-	-	-	-	-	-	-	-	**-**					
-	-	-	-	-	-	**-**	-	-	-	-	-	-	-	-	**-**					
-	-	-	-	-	-	**-**	-	-	-	-	-	-	-	-	**-**					
-	-	-	-	-	-	**-**	-	-	-	-	-	-	-	-	**-**					
-	**-**	**386,618**	**371,615**	**120,000**	**96,000**	**974,233**	**-**	**-**	**-**	**-**	**-**	**-**	**-**	**384,362**	**384,362**			**99**	**99**	
-	-	-	-	-	-	**-**	-	-	-	-	-	-	-	-	**-**			

Net Incremental First Year Peak Demand Savings																							
Forecasted (kW)							Verified (kW)									Progress (%)				Net Incremental First Year Peak Demand Savings
2015	2016	2017	2018	2019	2020	Total	2015 Verified 2015 Results	2016 Verified 2015 Results Adjustments	2017 Verified 2015 Results Adjustments	Total Verified 2015 Results	2016 Verified 2016 Results	2017 Verified 2016 Results Adjustments	Total Verified 2016 Results	2017 Verified 2017 Results	Total	Total Verified 2015 Results	Total Verified 2016 Results	2017 Verified 2017 Results	Total	
12	-	-	-	-	-	12	12	1	-	13	56	6	62	60	135	108			1,125	
-	-	-	-	-	-	-	-	-	-	-	-	-	-	55	55				-	
17	-	-	-	-	-	17	17	-	-	17	19	-	19	27	63	100			371	
-	-	1	1	1	1	4	-	-	-	-	-	-	-	-	-			-	-	
-	-	-	-	-	-	-	-	-	-	-	-	-	-	4	4					
29	-	1	1	1	1	33	29	1	-	30	75	6	81	146	257	103		14,600	857	
-	-	-	-	-	-	-	-	-	-	-	-	-	-	-	-					
-	-	-	-	-	-	-	-	-	-	-	12	-	12	24	36					
-	-	-	-	-	-	-	-	-	-	-	28	10	38	42	80					
-	-	1	1	1	1	4	-	-	-	-	-	-	-	-	-			-	-	
-	-	1	1	1	1	4	-	-	-	-	-	-	-	-	-			-	-	
-	-	-	-	-	-	-	-	-	-	-	-	-	-	-	-					
-	-	1	1	1	1	4	-	-	-	-	-	-	-	-	-			-	-	
-	-	1	1	1	1	4	-	-	-	-	-	-	-	-	-			-	-	
-	-	1	1	1	1	4	-	-	-	-	-	-	-	-	-			-	-	
-	-	-	-	-	-	-	-	-	-	-	-	-	-	-	-					
-	-	-	-	-	-	-	-	-	-	-	-	-	-	-	-					
-	-	5	5	5	5	20	-	-	-	-	40	10	50	66	116			1,320	2,320	
-	-	-	-	-	-	-	-	-	-	-	-	-	-	-	-					
-	-	-	-	-	-	-	-	-	-	-	-	-	-	-	-					
-	-	-	-	-	-	-	-	-	-	-	-	-	-	-	-					
-	-	-	-	-	-	-	-	-	-	-	-	-	-	-	-					
-	-	-	-	-	-	-	-	-	-	-	-	-	-	-	-					
-	-	-	-	-	-	-	-	-	-	-	-	-	-	-	-					
-	-	-	-	-	-	-	-	-	-	-	-	-	-	60	60					
-	-	-	-	-	-	-	-	-	-	-	-	-	-	-	-					
-	-	-	-	-	-	-	-	-	-	-	-	-	-	-	-					
-	-	-	-	-	-	-	-	-	-	-	-	-	-	-	-					
-	-	-	-	-	-	-	-	-	-	-	-	-	-	-	-					
-	-	-	-	-	-	-	-	-	-	-	-	-	-	-	-					
-	-	-	-	-	-	-	-	-	-	-	-	-	-	60	60					
-	-	-	-	-	-	-	-	-	-	-	-	-	-	60	60					
-	-	-	-	-	-	-	-	-	-	-	-	-	-	-	-

Net-to-Gross Adjustment - Energy

Forecasted (%)							Verified (%)									Comparison (%)			
2015	2016	2017	2018	2019	2020	Total	2015 Verified 2015 Results	2016 Verified 2015 Results Adjustments	2017 Verified 2015 Results Adjustments	Total Verified 2015 Results	2016 Verified 2016 Results	2017 Verified 2016 Results Adjustments	Total Verified 2016 Results	2017 Verified 2017 Results	Total	Total Verified 2015 Results	Total Verified 2016 Results	2017 Verified 2017 Results	Total
164	100	100	100	100	100		164	164		164	167	167	167	129		-0	67	29	
														133					
72	100	100	100	100	100		72			72	70		70	77		-	-30	-23	
		100	100	100	100														
	100	100	100	100	100						100		100	100			-	-	
	100	100	100	100	100														
	100	100	100	100	100			88		88	83	83	83	90			-17	-10	
	100	100	100	100	100						89	89	89	93			-11	-7	
		100	100	100	100														
		100	100	100	100														
		100	100	100	100														
		100	100	100	100														
		100	100	100	100														
		100	100	100	100														
		89	89											169				79	
	100										101		101				1		
		100	100	100	100														
		100	100	100	100														
		100	100	100	100									90				-10	
47							47			47						-0			
164							164	165		164						0			
							164			164									
72							72	72		72						-0			
88							88	69	149	88						0			
94							94		94	94						-0			
100							100			100						-			

Net-to-Gross Adjustment - Energy

Net-to-Gross Adjustment - Peak Demand

Forecasted (%)							Verified (%)									Comparison (%)			
2015	2016	2017	2018	2019	2020	Total	2015 Verified 2015 Results	2016 Verified 2015 Results Adjustments	2017 Verified 2015 Results Adjustments	Total Verified 2015 Results	2016 Verified 2016 Results	2017 Verified 2016 Results Adjustments	Total Verified 2016 Results	2017 Verified 2017 Results	Total	Total Verified 2015 Results	Total Verified 2016 Results	2017 Verified 2017 Results	Total
171							171	100		163	165	150	163	130		-9			
														134					
71							71			71	68		68	77		-			
		100	100	100	100														
														100					
											80		80	114					
											85	83	84	93					
		100	100	100	100														
		100	100	100	100														
		100	100	100	100														
		100	100	100	100														
		100	100	100	100														
														167					
											100		100						
														83					
40							40			40						-			
167							200			200						33			
							150			150									
70							70	100		71						1			
80							80	75		89						9			
91							91		93	90						-1			
100							100			100						-			

Net-to-Gross Adjustment - Peak Demand

Realization Rate - Energy

Verified (%)

2015 Verified 2015 Results	2016 Verified 2015 Results Adjustments	2017 Verified 2015 Results Adjustments	Total Verified 2015 Results	2016 Verified 2016 Results	2017 Verified 2016 Results Adjustments	Total Verified 2016 Results	2017 Verified 2017 Results	Total
100	100		100	164	175	165	273	
							88	
100			100	111		111	107	
				83		83	56	
	117		117	85		85	111	
				67		90	87	
							37	

Gross Incremental First Year Energy Savings

Forecasted (kWh)							Verified (kWh)									Progress (%)			
2015	2016	2017	2018	2019	2020	Total	2015 Verified 2015 Results	2016 Verified 2015 Results Adjustments	2017 Verified 2015 Results Adjustments	Total Verified 2015 Results	2016 Verified 2016 Results	2017 Verified 2016 Results Adjustments	Total Verified 2016 Results	2017 Verified 2017 Results	Total	Total Verified 2015 Results	Total Verified 2016 Results	2017 Verified 2017 Results	Total
111,179	311,000	311,000	150,000	75,000	35,000	993,179	111,179	12,648	-	123,827	517,221	58,332	575,553	664,165	1,363,545	111	185	214	18
-	-	-	-	-	-	-	-	-	-	-	-	-	-	604,597	604,597				
48,560	36,795	1,000	1,000	1,000	1,000	89,355	48,560	-	-	48,560	99,872	-	99,872	131,091	279,523	100	271	13,109	32
-	-	1,000	1,000	1,000	1,000	4,000	-	-	-	-	-	-	-	-	-			-	-
-	20,000	20,000	20,000	20,000	20,000	100,000	-	-	-	-	6,792	-	6,792	51,754	58,546		34	259	14
159,739	367,795	333,000	172,000	97,000	57,000	1,186,534	159,739	12,648	-	172,387	623,885	58,332	682,217	1,451,607	2,306,211	108	185	436	26
-	1,000	1,000	1,000	1,000	1,000	5,000	-	-	-	-	-	-	-	-	-		-	-	-
-	130,000	500,000	6,580,000	328,000	417,000	7,955,000	-	1,151	-	1,151	134,920	1,249	136,169	249,147	386,467		105	50	41
-	210,000	210,000	105,000	50,000	25,000	600,000	-	-	-	-	150,231	50,658	200,889	209,163	410,052		96	100	68
-	-	1,000	1,000	1,000	1,000	4,000	-	-	-	-	-	-	-	-	-			-	-
-	-	1,000	1,000	1,000	1,000	4,000	-	-	-	-	-	-	-	-	-			-	-
-	-	-	-	-	-	-	-	-	-	-	-	-	-	-	-				
-	-	1,000	1,000	1,000	1,000	4,000	-	-	-	-	-	-	-	-	-			-	-
-	-	1,000	1,000	1,000	1,000	4,000	-	-	-	-	-	-	-	-	-			-	-
-	-	1,000	1,000	1,000	1,000	4,000	-	-	-	-	-	-	-	-	-			-	-
-	-	-	-	-	-	-	-	-	-	-	-	-	-	-	-				
-	-	-	-	-	-	-	-	-	-	-	-	-	-	-	-				
-	341,000	716,000	6,691,000	384,000	448,000	8,580,000	-	1,151	-	1,151	285,151	51,907	337,058	458,310	796,519		99	64	9
-	-	-	-	-	-	-	-	-	-	-	-	-	-	-	-				
-	-	36,000	138,000	120,000	96,000	390,000	-	-	-	-	-	-	-	-	-			-	-
-	-	-	-	-	-	-	-	-	-	-	-	-	-	-	-				
-	-	-	-	-	-	-	-	-	-	-	-	-	-	-	-				
-	-	-	-	-	-	-	-	-	-	-	-	-	-	-	-				
-	-	-	-	-	-	-	-	-	-	-	-	-	-	-	-				
-	-	392,190	261,315	-	-	653,505	-	-	-	-	-	-	-	228,033	228,033			58	58
-	-	-	-	-	-	-	-	-	-	-	-	-	-	-	-				
-	-	-	-	-	-	-	-	-	-	-	-	-	-	-	-				
-	-	-	-	-	-	-	-	-	-	-	-	-	-	-	-				
-	-	-	-	-	-	-	-	-	-	-	-	-	-	-	-				
-	-	-	-	-	-	-	-	-	-	-	-	-	-	-	-				
-	-	428,190	399,315	120,000	96,000	1,043,505	-	-	-	-	-	-	-	228,033	228,033			53	53
-	-	-	-	-	-	-	-	-	-	-	-	-	-	-	-			

Gross Incremental First Year Peak Demand Savings																								
Forecasted (kW)							Verified (kW)												Progress (%)					
2015	2016	2017	2018	2019	2020	Total	2015 Verified 2015 Results	2016 Verified 2015 Results Adjustments	2017 Verified 2015 Results Adjustments	Total Verified 2015 Results	2016 Verified 2016 Results	2017 Verified 2016 Results Adjustments	Total Verified 2016 Results	2017 Verified 2017 Results	Total	Total Verified 2015 Results	Total Verified 2016 Results	2017 Verified 2017 Results	Total	Gross Incremental First Year Peak Demand Savings	Savings Group
7	-	-	-	-	-	7	7	1	-	8	34	4	38	46	92	114			1,314		
-	-	-	-	-	-	-	-	-	-	-	-	-	-	41	41				-		
24	-	-	-	-	-	24	24	-	-	24	28	-	28	35	87	100			363		
-	-	1	1	1	1	4	-	-	-	-	-	-	-	-	-			-	-		
-	-	-	-	-	-	-	-	-	-	-	-	-	-	4	4						
31	-	1	1	1	1	35	31	1	-	32	62	4	66	126	224	103		12,600	700		
-	-	-	-	-	-	-	-	-	-	-	-	-	-	-	-						
-	-	-	-	-	-	-	-	-	-	-	15	-	15	21	36						
-	-	-	-	-	-	-	-	-	-	-	33	12	45	45	90						
-	-	1	1	1	1	4	-	-	-	-	-	-	-	-	-			-	-		
-	-	1	1	1	1	4	-	-	-	-	-	-	-	-	-			-	-		
-	-	-	-	-	-	-	-	-	-	-	-	-	-	-	-						
-	-	1	1	1	1	4	-	-	-	-	-	-	-	-	-			-	-		
-	-	1	1	1	1	4	-	-	-	-	-	-	-	-	-			-	-		
-	-	1	1	1	1	4	-	-	-	-	-	-	-	-	-			-	-		
-	-	-	-	-	-	-	-	-	-	-	-	-	-	-	-						
-	-	-	-	-	-	-	-	-	-	-	-	-	-	-	-						
-	-	5	5	5	5	20	-	-	-	-	48	12	60	66	126			1,320	2,520		
-	-	-	-	-	-	-	-	-	-	-	-	-	-	-	-						
-	-	-	-	-	-	-	-	-	-	-	-	-	-	-	-						
-	-	-	-	-	-	-	-	-	-	-	-	-	-	-	-						
-	-	-	-	-	-	-	-	-	-	-	-	-	-	-	-						
-	-	-	-	-	-	-	-	-	-	-	-	-	-	-	-						
-	-	-	-	-	-	-	-	-	-	-	-	-	-	-	-						
-	-	-	-	-	-	-	-	-	-	-	-	-	-	36	36						
-	-	-	-	-	-	-	-	-	-	-	-	-	-	-	-						
-	-	-	-	-	-	-	-	-	-	-	-	-	-	-	-						
-	-	-	-	-	-	-	-	-	-	-	-	-	-	-	-						
-	-	-	-	-	-	-	-	-	-	-	-	-	-	-	-						
-	-	-	-	-	-	-	-	-	-	-	-	-	-	-	-						
-	-	-	-	-	-	-	-	-	-	-	-	-	-	36	36						
-	-	-	-	-	-	-	-	-	-	-	-	-	-	-	-

Participant Incentive Spending

Forecasted ($)							Verified ($)									Progress (%)			
2015	2016	2017	2018	2019	2020	Total	2015 Verified 2015 Results	2016 Verified 2015 Results Adjustments	2017 Verified 2015 Results Adjustments	Total Verified 2015 Results	2016 Verified 2016 Results	2017 Verified 2016 Results Adjustments	Total Verified 2016 Results	2017 Verified 2017 Results	Total	Total Verified 2015 Results	Total Verified 2016 Results	2017 Verified 2017 Results	Total
33.579	42.539	50.071	24.150	12.075	5.635	**168.049**	22.371	-	-	22.371	49.617	-	49.617	113.155	**185.143**	67	117	226	**147**
-	-	-	-	-	-	-	-	-	-	-	-	-	-	27.734	**27.734**				
8.500	18.800	511	511	511	511	**29.344**	8.500	-	-	8.500	15.050	-	15.050	25.550	**49.100**	100	80	5.000	**177**
-	-	1	1	1	1	**4**	-	-	-	-	-	-	-	-	-			-	-
-	1.166	8.000	8.000	8.000	8.000	**33.166**	-	-	-	-	1.167	-	1.167	25.942	**27.109**		100	324	**296**
42,079	**62,505**	**58,583**	**32,662**	**20,587**	**14,147**	**230,563**	**30,871**	**-**	**-**	**30,871**	**65,834**	**-**	**65,834**	**192,381**	**289,086**	**73**	**105**	**328**	**177**
-	-	1	1	1	1	**4**	-	-	-	-	-	-	-	-	-			-	-
-	15.951	50.000	592.200	33	42	**658.226**	-	-	-	-	15.952	-	15.952	22.861	**38.813**		100	46	**59**
-	34.027	33.600	16.800	8.000	4.000	**96.427**	-	-	-	-	34.027	-	34.027	31.503	**65.530**		100	94	**97**
-	-	1	1	1	1	**4**	-	-	-	-	-	-	-	-	-			-	-
-	-	1	1	1	1	**4**	-	-	-	-	-	-	-	-	-			-	-
-	-	-	-	-	-	-	-	-	-	-	-	-	-	-	-				
-	-	1	1	1	1	**4**	-	-	-	-	-	-	-	-	-			-	-
-	-	1	1	1	1	**4**	-	-	-	-	-	-	-	-	-			-	-
-	-	1	1	1	1	**4**	-	-	-	-	-	-	-	-	-			-	-
-	-	-	-	-	-	-	-	-	-	-	-	-	-	-	-				
-	-	-	-	-	-	-	-	-	-	-	-	-	-	-	-				
-	**49,978**	**83,606**	**609,006**	**8,039**	**4,048**	**754,677**	**-**	**-**	**-**	**-**	**49,979**	**-**	**49,979**	**54,364**	**104,343**		**100**	**65**	**78**
-	-	-	-	-	-	-	-	-	-	-	-	-	-	-	-				
-	-	10,800	41,400	36,000	28,800	**117,000**	-	-	-	-	-	-	-	-	-			-	-
-	-	-	-	-	-	-	-	-	-	-	-	-	-	-	-				
-	-	-	-	-	-	-	-	-	-	-	-	-	-	-	-				
-	-	-	-	-	-	-	-	-	-	-	-	-	-	-	-				
-	-	-	-	-	-	-	-	-	-	-	-	-	-	-	-				
-	-	18.419	12.272	-	-	**30.691**	-	-	-	-	-	-	-	29.007	**29.007**			157	**157**
-	-	-	-	-	-	-	-	-	-	-	-	-	-	-	-				
-	-	-	-	-	-	-	-	-	-	-	-	-	-	-	-				
-	-	-	-	-	-	-	-	-	-	-	-	-	-	-	-				
-	-	-	-	-	-	-	-	-	-	-	-	-	-	-	-				
-	-	-	-	-	-	-	-	-	-	-	-	-	-	-	-				
-	**-**	**29,219**	**53,672**	**36,000**	**28,800**	**147,691**	**-**	**-**	**-**	**-**	**-**	**-**	**-**	**29,007**	**29,007**			**99**	**99**
-	-	-	-	-	-	-	-	-	-	-	-	-	-	-	-			

LDC Administrative Expense Spending																			
Forecasted ($)							Verified ($)									Progress (%)			
2015	2016	2017	2018	2019	2020	Total	2015 Verified 2015 Results	2016 Verified 2015 Results Adjustments	2017 Verified 2015 Results Adjustments	Total Verified 2015 Results	2016 Verified 2016 Results	2017 Verified 2016 Results Adjustments	Total Verified 2016 Results	2017 Verified 2017 Results	Total	Total Verified 2015 Results	Total Verified 2016 Results	2017 Verified 2017 Results	Total
-	42.164	9.500	9.500	9.500	9.500	**80.164**	-	3.623	-	3.623	24.840	-	24.840	21.592	**50.055**		59	227	**97**
-	-	-	-	-	-	**-**	-	-	-	-	-	-	-	-	**-**				
-	16.244	9.500	9.500	9.500	9.500	**54.244**	-	3.623	-	3.623	12.622	-	12.622	6.976	**23.221**		78	73	**90**
-	-	3.750	3.750	3.750	3.750	**15.000**	-	-	-	-	-	-	-	5.789	**5.789**			154	**154**
-	15.811	10.700	12.350	12.350	12.350	**63.561**	-	3.538	-	3.538	12.273	-	12.273	13.468	**29.279**		78	126	**110**
-	**74,219**	**33,450**	**35,100**	**35,100**	**35,100**	**212,969**	**-**	**10,784**	**-**	**10,784**	**49,735**	**-**	**49,735**	**47,825**	**108,344**		**67**	**143**	**101**
-	3,829	4,750	4,750	4,750	4,750	**22,829**	-	851	-	851	2,978	-	2,978	3,656	**7,485**		78	77	**87**
-	161.555	165.200	166.100	168.200	168.200	**829.255**	-	34.740	-	34.740	126.815	1.050	127.865	106.920	**269.525**		79	65	**82**
-	53,837	20,250	19,250	18,250	17,250	**128,837**	-	12,224	-	12,224	41,613	-	41,613	29,280	**83,117**		77	145	**112**
-	-	3.750	3.750	3.750	3.750	**15.000**	-	-	-	-	-	-	-	3.456	**3.456**			92	**92**
-	-	3,750	3,750	3,750	3,750	**15,000**	-	-	-	-	-	-	-	2,698	**2,698**			72	**72**
-	-	-	-	-	-	**-**	-	-	-	-	-	-	-	4.155	**4.155**				
-	1,352	4,750	4,750	4,750	4,750	**20,352**	-	1,352	-	1,352	-	-	-	3,109	**4,461**		-	65	**73**
-	-	3,750	3,750	3,750	3,750	**15.000**	-	-	-	-	-	-	-	2.946	**2.946**			79	**79**
-	-	3,750	3,750	3,750	3,750	**15,000**	-	-	-	-	-	-	-	2,830	**2,830**			75	**75**
-	-	-	-	-	-	**-**	-	-	-	-	-	-	-	-	**-**				
-	-	-	-	-	-	**-**	-	-	-	-	-	-	-	-	**-**				
-	**220,573**	**209,950**	**209,850**	**210,950**	**209,950**	**1,061,273**	**-**	**49,167**	**-**	**49,167**	**171,406**	**1,050**	**172,456**	**159,050**	**380,673**		**78**	**76**	**88**
-	-	-	-	-	-	**-**	-	-	-	-	-	-	-	-	**-**				
-	-	7,550	12,650	11,750	10,550	**42,500**	-	-	-	-	-	-	-	-	**-**			-	**-**
-	-	-	-	-	-	**-**	-	-	-	-	-	-	-	-	**-**				
-	-	-	-	-	-	**-**	-	-	-	-	-	-	-	-	**-**				
-	-	-	-	-	-	**-**	-	-	-	-	-	-	-	-	**-**				
-	-	-	-	-	-	**-**	-	-	-	-	-	-	-	-	**-**				
-	1.449	10.400	4.040	-	-	**15.889**	-	-	-	-	1.449	-	1.449	7.022	**8.471**		100	68	**71**
-	-	-	-	-	-	**-**	-	-	-	-	-	-	-	-	**-**				
-	-	-	-	-	-	**-**	-	-	-	-	-	-	-	-	**-**				
-	-	-	-	-	-	**-**	-	-	-	-	-	-	-	-	**-**				
-	-	-	-	-	-	**-**	-	-	-	-	-	-	-	-	**-**				
-	-	-	-	-	-	**-**	-	-	-	-	-	-	-	-	**-**				
-	**1,449**	**17,950**	**16,690**	**11,750**	**10,550**	**58,389**	**-**	**-**	**-**	**-**	**1,449**	**-**	**1,449**	**7,022**	**8,471**		**100**	**39**	**44**
-	-	-	-	-	-	**-**	-	-	-	-	-	-	-	-	**-**			

IESO Value Added Service Provider Cost / Variable Program Cost Administrative Expense Spending

Forecasted ($)							Verified ($)									Progress (%)			
2015	2016	2017	2018	2019	2020	Total	2015 Verified 2015 Results	2016 Verified 2015 Results Adjustments	2017 Verified 2015 Results Adjustments	Total Verified 2015 Results	2016 Verified 2016 Results	2017 Verified 2016 Results Adjustments	Total Verified 2016 Results	2017 Verified 2017 Results	Total	Total Verified 2015 Results	Total Verified 2016 Results	2017 Verified 2017 Results	Total
4.685	-	-	-	-	-	**4.685**	8.008	-	-	8.008	5.693	-	5.693	10.362	**24.063**	171			**514**
-	-	-	-	-	-	**-**	-	-	-	-	-	-	-	1,299	**1,299**				
166	-	-	-	-	-	**166**	442	-	-	442	741	-	741	1.351	**2.534**	266			**1.527**
-	-	-	-	-	-	**-**	-	-	-	-	-	-	-	-	**-**				
-	-	-	-	-	-	**-**	-	-	-	-	-	-	-	-	**-**				
4,851	**-**	**-**	**-**	**-**	**-**	**4,851**	**8,450**	**-**	**-**	**8,450**	**6,434**	**-**	**6,434**	**13,012**	**27,896**	**174**			**575**
-	-	-	-	-	-	**-**	-	-	-	-	-	-	-	-	**-**			

Total Administrative Expense Spending																				
Forecasted ($)							Verified ($)									Progress (%)				Total Administrative Expense Spending
2015	2016	2017	2018	2019	2020	Total	2015 Verified 2015 Results	2016 Verified 2015 Results Adjustments	2017 Verified 2015 Results Adjustments	Total Verified 2015 Results	2016 Verified 2016 Results	2017 Verified 2016 Results Adjustments	Total Verified 2016 Results	2017 Verified 2017 Results	Total	Total Verified 2015 Results	Total Verified 2016 Results	2017 Verified 2017 Results	Total	
4,685	42,164	9,500	9,500	9,500	9,500	**84,849**	8,008	3,623	-	11,631	30,533	-	30,533	31,954	**74,118**	248	72	336	**132**	
-	-	-	-	-	-	-	-	-	-	-	-	-	-	1,299	**1,299**					
166	16,244	9,500	9,500	9,500	9,500	**54,410**	442	3,623	-	4,065	13,363	-	13,363	8,327	**25,755**	2,449	82	88	**99**	
-	-	3,750	3,750	3,750	3,750	**15,000**	-	-	-	-	-	-	-	5,789	**5,789**			154	**154**	
-	15,811	10,700	12,350	12,350	12,350	**63,561**	-	3,538	-	3,538	12,273	-	12,273	13,468	**29,279**		78	126	**110**	
4,851	**74,219**	**33,450**	**35,100**	**35,100**	**35,100**	**217,820**	**8,450**	**10,784**	**-**	**19,234**	**56,169**	**-**	**56,169**	**60,837**	**136,240**	**396**	**76**	**182**	**121**	
-	3,829	4,750	4,750	4,750	4,750	**22,829**	-	851	-	851	2,978	-	2,978	3,656	**7,485**		78	77	**87**	
-	161,555	165,200	166,100	168,200	168,200	**829,255**	-	34,740	-	34,740	126,815	1,050	127,865	106,920	**269,525**		79	65	**82**	
-	53,837	20,250	19,250	18,250	17,250	**128,837**	-	12,224	-	12,224	41,613	-	41,613	29,280	**83,117**		77	145	**112**	
-	-	3,750	3,750	3,750	3,750	**15,000**	-	-	-	-	-	-	-	3,456	**3,456**			92	**92**	
-	-	3,750	3,750	3,750	3,750	**15,000**	-	-	-	-	-	-	-	2,698	**2,698**			72	**72**	
-	-	-	-	-	-	**-**	-	-	-	-	-	-	-	4,155	**4,155**					
-	1,352	4,750	4,750	4,750	4,750	**20,352**	-	1,352	-	1,352	-	-	-	3,109	**4,461**		-	65	**73**	
-	-	3,750	3,750	3,750	3,750	**15,000**	-	-	-	-	-	-	-	2,946	**2,946**			79	**79**	
-	-	3,750	3,750	3,750	3,750	**15,000**	-	-	-	-	-	-	-	2,830	**2,830**			75	**75**	
-	-	-	-	-	-	**-**	-	-	-	-	-	-	-	-	**-**					
-	-	-	-	-	-	**-**	-	-	-	-	-	-	-	-	**-**					
-	**220,573**	**209,950**	**209,850**	**210,950**	**209,950**	**1,061,273**	**-**	**49,167**	**-**	**49,167**	**171,406**	**1,050**	**172,456**	**159,050**	**380,673**		**78**	**76**	**88**	
-	-	-	-	-	-	**-**	-	-	-	-	-	-	-	-	**-**					
-	-	7,550	12,650	11,750	10,550	**42,500**	-	-	-	-	-	-	-	-	**-**			-	**-**	
-	-	-	-	-	-	**-**	-	-	-	-	-	-	-	-	**-**					
-	-	-	-	-	-	**-**	-	-	-	-	-	-	-	-	**-**					
-	-	-	-	-	-	**-**	-	-	-	-	-	-	-	-	**-**					
-	-	-	-	-	-	**-**	-	-	-	-	-	-	-	-	**-**					
-	1,449	10,400	4,040	-	-	**15,889**	-	-	-	-	1,449	-	1,449	7,022	**8,471**		100	68	**71**	
-	-	-	-	-	-	**-**	-	-	-	-	-	-	-	-	**-**					
-	-	-	-	-	-	**-**	-	-	-	-	-	-	-	-	**-**					
-	-	-	-	-	-	**-**	-	-	-	-	-	-	-	-	**-**					
-	-	-	-	-	-	**-**	-	-	-	-	-	-	-	-	**-**					
-	-	-	-	-	-	**-**	-	-	-	-	-	-	-	-	**-**					
-	**1,449**	**17,950**	**16,690**	**11,750**	**10,550**	**58,389**	**-**	**-**	**-**	**-**	**1,449**	**-**	**1,449**	**7,022**	**8,471**		**100**	**39**	**44**	
-	-	-	-	-	-	**-**	-	-	-	-	-	-	-	-	**-**			

Total 2015-2020 CFF LDC CDM Plan Budget Spending																							
Forecasted ($)							Verified ($)									Progress (%)				2015-2020 CFF LDC CDM Plan Allocated Budget ($)	Progress versus Budget (%)	Total 2015-2020 CFF LDC CDM Plan Budget Spending	Spending Group
2015	2016	2017	2018	2019	2020	Total	2015 Verified 2015 Results	2016 Verified 2015 Results Adjustments	2017 Verified 2015 Results Adjustments	Total Verified 2015 Results	2016 Verified 2016 Results	2017 Verified 2016 Results Adjustments	Total Verified 2016 Results	2017 Verified 2017 Results	Total	Total Verified 2015 Results	Total Verified 2016 Results	Total Verified 2017 Results	Total				
38.264	84.703	59.571	33.650	21.575	15.135	**252.898**	30.379	3.623	-	34.002	80.150	-	80.150	145.109	**259.261**	89	95	244	**142**				
-	-	-	-	-	-	-	-	-	-	-	-	-	-	29.033	**29.033**								
8.666	35.044	10.011	10.011	10.011	10.011	**83.754**	8.942	3.623	-	12.565	28.413	-	28.413	33.877	**74.855**	145	81	338	**139**				
-	-	3.751	3.751	3.751	3.751	**15.004**	-	-	-	-	-	-	-	5.789	**5.789**			154	**154**				
-	16.977	18.700	20.350	20.350	20.350	**96.727**	-	3.538	-	3.538	13.440	-	13.440	39.410	**56.388**		79	211	**158**				
46.930	**136.724**	**92.033**	**67.762**	**55.687**	**49.247**	**448.383**	**39.321**	**10.784**	**-**	**50.105**	**122.003**	**-**	**122.003**	**253.218**	**425.326**	**107**	**89**	**275**	**154**				
-	3.829	4.751	4.751	4.751	4.751	**22.833**	-	851	-	851	2.978	-	2.978	3.656	**7.485**		78	77	**87**				
-	177.506	215.200	758.300	168.233	168.242	**1.487.481**	-	34.740	-	34.740	142.767	1.050	143.817	129.781	**308.338**		81	60	**79**				
-	87.864	53.850	36.050	26.250	21.250	**225.264**	-	12.224	-	12.224	75.640	-	75.640	60.783	**148.647**		86	113	**105**				
-	-	3.751	3.751	3.751	3.751	**15.004**	-	-	-	-	-	-	-	3.456	**3.456**			92	**92**				
-	-	3.751	3.751	3.751	3.751	**15.004**	-	-	-	-	-	-	-	2.698	**2.698**			72	**72**				
-	-	-	-	-	-	**-**	-	-	-	-	-	-	-	4.155	**4.155**								
-	1.352	4.751	4.751	4.751	4.751	**20.356**	-	1.352	-	1.352	-	-	-	3.109	**4.461**		-	65	**73**				
-	-	3.751	3.751	3.751	3.751	**15.004**	-	-	-	-	-	-	-	2.946	**2.946**			79	**79**				
-	-	3.751	3.751	3.751	3.751	**15.004**	-	-	-	-	-	-	-	2.830	**2.830**			75	**75**				
-	-	-	-	-	-	**-**	-	-	-	-	-	-	-	-	**-**								
-	-	-	-	-	-	**-**	-	-	-	-	-	-	-	-	**-**								
-	**270.551**	**293.556**	**818.856**	**218.989**	**213.998**	**1.815.950**	**-**	**49.167**	**-**	**49.167**	**221.385**	**1.050**	**222.435**	**213.414**	**485.016**		**82**	**73**	**86**				
-	-	-	-	-	-	**-**	-	-	-	-	-	-	-	-	**-**								
-	-	18.350	54.050	47.750	39.350	**159.500**	-	-	-	-	-	-	-	-	**-**			-	**-**				
-	-	-	-	-	-	**-**	-	-	-	-	-	-	-	-	**-**								
-	-	-	-	-	-	**-**	-	-	-	-	-	-	-	-	**-**								
-	-	-	-	-	-	**-**	-	-	-	-	-	-	-	-	**-**								
-	-	-	-	-	-	**-**	-	-	-	-	-	-	-	-	**-**								
-	-	-	-	-	-	**-**	-	-	-	-	-	-	-	-	**-**								
-	1.449	28.819	16.312	-	-	**46.580**	-	-	-	-	1.449	-	1.449	36.029	**37.478**		100	125	**124**				
-	-	-	-	-	-	**-**	-	-	-	-	-	-	-	-	**-**								
-	-	-	-	-	-	**-**	-	-	-	-	-	-	-	-	**-**								
-	-	-	-	-	-	**-**	-	-	-	-	-	-	-	-	**-**								
-	-	-	-	-	-	**-**	-	-	-	-	-	-	-	-	**-**								
-	-	-	-	-	-	**-**	-	-	-	-	-	-	-	-	**-**								
-	**1.449**	**47.169**	**70.362**	**47.750**	**39.350**	**206.080**	**-**	**-**	**-**	**-**	**1.449**	**-**	**1.449**	**36.029**	**37.478**		**100**	**76**	**77**				
-	-	-	-	-	-	**-**	-	-	-	-	-	-	-	-	**-**			

Progress Report

For: Province Wide

#	Programs	Unit of Measure	Forecasted (#) 2015	2016	2017	2018	2019	2020	Total	Verified (#) 2015 Verified 2015 Results	2016 Verified 2015 Results Adjustments	2017 Verified 2015 Results Adjustments	Total Verified 2015 Results	2016 Verified 2016 Results	2017 Verified 2016 Results Adjustments	Total Verified 2016 Results	2017 Verified 2017 Results	Total	Progress vs Forecast (%) Total Verified 2015 Results	Total Verified 2016 Results	2017 Verified 2017 Results	Total	Participation Group
	2015-2020 Conservation First Framework Programs																						
	Residential Province-Wide Programs																						
1	Save on Energy Coupon Program	Products	1,492,546	4,932,060	4,370,649	1,338,555	1,271,946	943,135	14,348,891	1,207,534	198,108	-	1,405,642	17,053,287	1,946,392	18,999,679	17,079,623	37,484,944	94	385	391	347	
2	Save on Energy Instant Discount Program	Products	-	-	1,049,598	1,928,259	376,123	302,918	3,656,898	-	-	-	-	-	-	-	12,087,827	12,087,827	-	-	1,152	1,152	
3	Save on Energy Heating & Cooling Program	Equipment	23,586	50,057	47,909	32,026	29,400	28,686	211,664	20,235	2,354	-	22,589	136,617	911	137,528	79,915	240,032	96	275	167	192	
4	Save on Energy New Construction Program	Homes	3,333	7,187	8,319	6,979	8,500	6,967	41,285	-	6	5	11	130	74	204	328	542	0	3	4	3	
5	Save on Energy Home Assistance Program	Homes	80,753	15,512	56,654	39,092	37,435	35,128	264,574	1,032	226	-	1,258	5,066	1,500	6,566	6,910	14,734	2	42	12	10	
	Sub-total: Residential Province-Wide Programs																						
	Business Province-Wide Programs																						
6	Save on Energy Audit Funding Program	Projects	61	293	433	444	443	359	2,033	2	27	2	31	213	207	420	349	804	51	143	81	102	
7	Save on Energy Retrofit Program	Projects	51,299	273,262	347,045	262,455	232,887	228,156	1,395,104	811	2,495	289	3,595	10,690	3,029	13,719	8,783	25,097	7	5	3	4	
8	Save on Energy Small Business Lighting Program	Projects	22,186	18,102	72,570	74,811	70,263	60,606	318,538	-	-	-	-	2,421	64	2,485	7,565	10,050	-	14	10	5	
9	Save on Energy High Performance New Construction Program	Projects	59	293	4,784	4,647	4,576	4,568	18,927	-	8	3	11	180	61	241	167	408	19	82	3	8	
10	Save on Energy Existing Building Commissioning Program	Projects	-	14	41	38	40	39	172	-	-	2	2	-	30	30	6	36		214	15	69	
11	Save on Energy Business Refrigeration Incentive Program	Projects	-	306	16,748	21,710	20,262	16,934	75,960	-	-	-	-	-	-	-	1,077	1,077		-	6	6	
12	Save on Energy Process & Systems Upgrades Program	Projects	41	3,338	172	170	115	112	3,948	-	-	-	-	1	12	13	16	29	-	0	9	1	
13	Save on Energy Energy Manager Program	Projects	47	117	219	377	286	240	1,286	-	-	-	-	69	54	123	77	200	-	105	35	52	
14	Save on Energy Monitoring & Targeting Program	Projects	7	6	26	25	26	23	113	-	-	-	-	-	-	-	-	-	-	-	-	-	
15	Save on Energy Retrofit Program - P4P	Projects	134	1,166	-	-	-	-	1,300	-	61	9	70	472	179	651	253	974	52	56		75	
16	Save on Energy Process & Systems Upgrades Program - P4P	Projects	-	5	-	-	-	-	5	-	-	-	-	3	2	5	-	5		100		100	
	Sub-total: Business Province-Wide Programs																						
	Local & Regional Programs																						
17	Adaptive Thermostat Local Program	Homes	-	1,041	5,000	5,000	5,000	5,000	21,041	-	-	-	-	-	-	-	-	-		-	-	-	
18	Business Refrigeration Incentives Local Program	Projects	-	-	171	951	665	542	2,329	-	-	-	-	305	-	305	1,191	1,496			696	875	
19	Conservation on the Coast Home Assistance Local Program	Homes	-	-	-	-	-	-	-	-	-	-	-	-	112	112	26	138					
20	Conservation on the Coast Small Business Lighting Local Program	Projects	-	-	-	-	-	-	-	-	-	-	-	-	-	-	-	-					
21	First Nations Conservation Local Program	Homes	-	750	1,363	747	890	780	4,530	-	-	-	-	-	-	-	2,135	2,135		-	157	101	
22	High Efficiency Agriculturual Pumping Local Program	Projects	-	-	3,944	5,268	6,581	6,581	22,374	-	-	-	-	-	-	-	-	-			-	-	
23	Instant Savings Local Program	Homes	-	-	16,290	14,037	4,627	2,821	37,775	-	-	-	-	-	-	-	13,146	13,146			81	81	
24	OPsaver Local Program	Projects	-	-	1	2	2	2	7	-	-	-	-	-	-	-	-	-			-	-	
25	Pool Saver Local Program	Homes	-	-	5,605	6,118	6,008	5,736	23,467	-	-	-	-	-	-	-	1,958	1,958			35	35	
26	PUMPsaver Local Program	Projects	-	16	269	168	134	67	654	-	-	-	-	5	1	6	193	199		38	72	70	
27	RTUsaver Local Program	Projects	-	-	1,606	5,619	5,619	3,211	16,055	-	-	-	-	-	-	-	-	-			-	-	
28	Social Benchmarking Local Program	Participants	-	1,333,125	2,390,945	3,744,545	4,430,904	4,457,000	16,356,519	-	-	-	-	-	764,789	764,789	1,050,385	1,815,174		57	44	49	
	Sub-total: Local & Regional Programs																						
	LDC Innovation Fund Pilot Programs																						
29	Air Source Heat Pump – For Residential Space Heating LDC Innovation Fund	Homes	-	-	847	206	206	165	1,424	-	-	-	-	112	112	224	-	224			-	26	
30	Air Source Heat Pump – For Residential Water Heating LDC Innovation Fun	Homes	-	-	-	-	-	-	-	-	-	-	-	-	69	69	-	69					
31	Block Heater Timer LDC Innovation Fund Pilot Program	Equipment	-	-	4,000	4,285	4,270	4,270	16,825	-	-	-	-	-	-	-	1,599	1,599			40	40	
32	Commercial Energy Management and Load Control (CEMLC) LDC Innovatio	Projects	-	-	-	-	-	-	-	-	-	-	-	-	-	-	-	-					
33	Conservation Cultivator LDC Innovation Fund Pilot Program	Projects	1	-	-	-	-	1	2	-	-	4	4	-	-	-	-	4	400			400	
34	Data Centre LDC Innovation Fund Pilot Program	Projects	-	1	12	-	-	-	13	-	-	-	-	-	-	-	-	-		-	-	-	
35	Electronics Take Back LDC Innovation Fund Pilot Program	Equipment	-	10,000	-	-	-	-	10,000	-	-	-	-	10,004	-	10,004	-	10,004		100		100	
36	Energy Reinvestment LDC Innovation Fund Pilot Program	Projects	-	-	-	-	-	-	-	-	-	-	-	-	-	-	-	-					
37	Home Energy Assessment & Retrofit LDC Innovation Fund Pilot Program	Homes	-	323	6	1,380	2,760	2,760	7,229	-	-	-	-	-	-	-	838	838		-	13,967	255	
38	Hotel/Motel LDC Innovation Fund Pilot Program	Projects	-	5	5	7	7	7	31	-	-	-	-	-	-	-	4	4		-	80	40	
39	Intelligent Air Technology LDC Innovation Fund Pilot Program	Projects	-	-	16	-	-	-	16	-	-	-	-	-	-	-	-	-			-	-	
40	OPsaver LDC Innovation Fund Pilot Program	Projects	-	5	-	-	-	-	5	-	-	-	-	5	-	5	-	5		100		100	
41	PUMPsaver LDC Innovation Fund Pilot Program	Projects	-	18	-	-	-	-	18	-	10	-	10	-	-	-	-	10		-		56	
42	Residential Direct Install LDC Innovation Fund Pilot Program	Homes	-	-	-	-	-	-	-	-	-	-	-	322	-	322	-	322					
43	Residential Direct Mail LDC Innovation Fund Pilot Program	Homes	-	2	-	-	-	-	2	-	-	-	-	726	-	726	-	726		36,300		36,300	
44	Residential Ductless Heat Pump LDC Innovation Fund Pilot Program	Homes	-	1	-	-	-	-	1	-	-	-	-	-	94	94	-	94		9,400		9,400	
45	Retrocomissioning LDC Innovation Fund Pilot Program	Projects	-	77	-	77	50	30	234	-	-	-	-	75	-	75	-	75		97		97	
46	RTUsaver LDC Innovation Fund Pilot Program	Projects	-	-	-	-	-	-	-	-	-	-	-	13	-	13	-	13					
47	Small & Medium Business Energy Management System LDC Innovation Fu	Projects	-	-	133	-	-	-	133	-	-	-	-	-	45	45	754	799			567	601	
48	Solar Powered Attic Ventilation LDC Innovation Fund Pilot Program	Homes	-	1,000	-	-	-	-	1,000	-	-	-	-	1,026	-	1,026	-	1,026		103		103	
49	Toronto Hydro – Enbridge Joint Low-Income Program LDC Innovation Fund	Homes	-	-	-	-	-	-	-	-	-	-	-	-	-	-	300	300					
50	Truckload Event LDC Innovation Fund Pilot Program	Products	-	85,178	-	-	-	-	85,178	-	-	-	-	226,443	-	226,443	-	226,443		266		266	
	Sub-total: LDC Innovation Fund Pilot Programs																						
	Centrally Delivered Programs																						
51	Industrial Accelerator Program	Projects	-	-	2	2	2	2	8	-	-	-	-	-	-	-	-	-			-	-	
52	Save on Energy Energy Performance Program for Multi-Site Customers	Projects	-	-	5	11	4	4	28	-	-	-	-	-	-	-	39	39			780	780	
53	Whole Home Pilot Program	Homes	-	-	5,090	2	2	2	5,096	-	-	-	-	-	-	-	10,359	10,359			204	204	
	Sub-total: Centrally Delivered Programs																						
	Program Enabled Savings																						
54	Save on Energy Retrofit Program Enabled Savings	Claims	5	10	1	1	1	1	19	-	9	9	18	28	14	42	24	84	360	420	2,400	525	
55	Save on Energy High Performance New Construction Program Enabled Sav	Claims	-	-	-	-	-	-	-	-	-	1	1	-	1	1	1	1					
56	Save on Energy Process & Systems Upgrades Program Enabled Savings	Claims	-	-	-	-	-	-	-	-	-	1	1	1	1	2	2	3					
	Sub-total: Program Enabled Savings																						
	Other																						
57	Non-Approved Program	Various	-	3,401	46,669	228,390	181,677	185,926	646,063	-	-	-	-	-	-	-	-	-		-	-	-	
58	Unassigned Program	Various	-	-	5	21,188	21,189	21,192	63,574	-	-	-	-	-	-	-	-	-			-	-	
	Sub-total: Other																						
	Sub-total: 2015-2020 Conservation First Framework																						
	Conservation Fund																						
59	Conservation Voltage Reduction Conservation Fund Pilot Program	Projects	-	-	1	-	-	-	1	-	-	-	-	-	-	-	1	1			100	100	
60	EnerNOC Conservation Fund Pilot Program	Projects	13	-	-	-	-	-	13	12	-	-	12	-	-	-	-	12	92			92	
61	Home Depot Home Appliance Market Uplift Conservation Fund Pilot Progr	Projects	1	5	-	-	-	-	6	-	-	-	-	4,638	-	4,638	-	4,638	-	92,760		77,300	
62	Loblaw P4P Conservation Fund Pilot Program	Projects	4	-	-	-	-	-	4	18	-	-	18	-	-	-	-	18	450			450	
63	Ontario Clean Water Agency P4P Conservation Fund Pilot Program	Projects	-	-	-	-	-	-	-	-	-	-	-	2	2	4	11	15				-	
64	Performance Based Conservation Fund Pilot Program	Projects	12	30	20	-	-	-	62	-	-	-	-	-	-	-	-	-	-	-	-	-	
65	Social Benchmarking Conservation Fund Pilot Program	Participants	42,336	-	-	-	-	-	42,336	150,258	-	-	150,258	-	-	-	-	150,258	355			355	
66	Strategic Energy Group Conservation Fund Pilot Program	Projects	11	-	-	-	-	-	11	10	-	-	10	-	-	-	-	10	91			91	
	Sub-total: Conservation Fund																						
	2011-2014+2015 Extension Legacy Framework Programs																						
	Residential Program																						
67	Appliance Retirement Initiative	Appliances	12,318	1,762	1,762	1,762	-	-	17,604	14,733	-	-	14,733	-	-	-	-	14,733	120	-	-	93	
68	Coupon Initiative	Products	3,704,850	1,450,265	2,059,209	1,530,740	1,413,526	1,228,294	11,386,884	2,075,200	413,479	-	2,488,679	-	-	-	-	2,488,679	67	-	-	34	
69	Bi-Annual Retailer Event Initiative	Products	459,368	-	-	-	-	-	459,368	3,178,024	27,954	-	3,205,978	-	-	-	-	3,205,978	698			698	
70	HVAC Incentives Initiative	Equipment	86,204	44,163	43,275	40,317	40,239	41,290	295,488	102,154	2,507	-	104,661	-	-	-	-	104,661	121	-	-	60	
71	Residential New Construction and Major Renovation Initiative	Homes	46,643	-	-	-	-	-	46,643	4,012	132	42	4,186	-	-	-	-	4,186	9			9	
	Sub-total: Residential Program																						
	Commercial & Institutional Program																						
72	Energy Audit Initiative	Projects	374	-	-	-	-	-	374	356	199	-	555	-	-	-	-	555	148			148	
73	Efficiency: Equipment Replacement Incentive Initiative	Projects	338,356	84	263	98	72	67	338,940	12,547	1,036	402	13,985	-	-	-	-	13,985	4	-	-	4	
74	Direct Install Lighting and Water Heating Initiative	Projects	273,640	726	285	295	275	393	275,614	18,643	-	-	18,643	-	-	-	-	18,643	7	-	-	7	
75	New Construction and Major Renovation Initiative	Projects	21,138	-	-	-	-	-	21,138	168	141	-	309	-	-	-	-	309	1			1	
76	Existing Building Commissioning Incentive Initiative	Projects	11	-	-	-	-	-	11	11	4	-	15	-	-	-	-	15	136			136	
	Sub-total: Commercial & Institutional Program																						
	Industrial Program																						
77	Process and Systems Upgrades Initiatives - Project Incentive Initiative	Projects	17	9	14	15	12	11	78	12	11	1	24	-	-	-	-	24	141	-	-	60	
78	Process and Systems Upgrades Initiatives - Energy Manager Initiative	Projects	330	-	-	-	-	-	330	424	1	-	425	-	-	-	-	425	129			129	
79	Process and Systems Upgrades Initiatives - Monitoring and Targeting Initia	Projects	1	-	6	6	6	6	25	2	-	-	2	-	-	-	-	2	200		-	29	
	Sub-total: Industrial Program																						
	Low Income Proeram																						
80	Low Income Initiative	Homes	1,330,550	-	-	-	-	-	1,330,550	15,494	1,012	-	16,506	-	-	-	-	16,506	1			1	
	Sub-total: Low-Income Proeram																						
	Other																						
81	Aboriginal Conservation Program	Homes	527,925	-	-	-	-	-	527,925	1,586	-	-	1,586	-	-	-	-	1,586	0			0	
82	Program Enabled Savings	Claims	6	-	-	-	-	-	6	14	-	-1	13	-	-	-	-	13	217			217	
	Sub-total: Other																						
	Sub-total: 2011-2014+2015 Extension Legacy Framework																						
	Total																						

Net Incremental 2020 Annual Energy Savings

Forecasted (kWh)							Verified (kWh)									Progress (%)				2015-2020 CFF LDC CDM Plan Allocated Target (kWh)	Progress versus Target (%)	Net Incremental 2020 Annual Energy Savings
2015	2016	2017	2018	2019	2020	Total	2015 Verified 2015 Results	2016 Verified 2015 Results Adjustments	2017 Verified 2015 Results Adjustments	Total Verified 2015 Results	2016 Verified 2016 Results	2017 Verified 2016 Results Adjustments	Total Verified 2016 Results	2017 Verified 2017 Results	Total	Total Verified 2015 Results	Total Verified 2016 Results	2017 Verified 2017 Results	Total			
38.903.574	178.001.495	94.984.376	34.119.050	31.933.763	26.295.762	**404.238.020**	31.200.969	4.478.933	-	35.679.902	427.989.595	49.843.524	477.833.119	419.524.601	**933.037.622**	92	268	442	**299**			
-	-	16,125,173	27,499,665	5,217,810	3,646,754	**52,489,402**	-	-	-	-	-	-	-	320,679,244	**320,679,244**			1,989	**1,989**			
12.452.123	34.611.838	35.224.580	26.149.259	20.750.461	19.504.178	**148.692.439**	10.181.961	1.384.912	-	11.566.873	76.249.162	744.673	76.993.835	68.318.325	**156.879.033**	93	222	194	**191**			
702,622	3,515,448	8,391,603	8,489,585	8,705,173	8,424,523	**38,228,954**	-	70,679	285,368	356,047	1,624,371	397,324	2,021,695	1,746,478	**4,124,220**	51	58	21	**33**			
2.097.128	6.765.544	8.354.009	6.961.063	6.978.355	6.748.178	**37.904.277**	975.736	275.931	-	1.251.667	7.538.941	1.646.201	9.185.142	8.240.971	**18.677.780**	60	136	99	**108**			
54,155,447	**222,894,325**	**163,079,741**	**103,218,622**	**73,585,562**	**64,619,395**	**681,553,092**	**42,358,666**	**6,210,455**	**285,368**	**48,854,489**	**513,402,069**	**52,631,722**	**566,033,791**	**818,509,619**	**1,433,397,899**	**90**	**254**	**502**	**326**			
749,725	1,683,258	21,717,556	21,467,301	21,393,335	19,546,353	**86,557,528**	-	2,159,479	173,533	2,333,012	2,799,382	2,720,527	5,519,909	22,801,451	**30,654,372**	311	328	105	**127**			
107.584.112	687.284.278	475.392.019	341.222.708	317.615.797	311.934.463	**2.241.033.377**	19.147.625	86.577.438	27.630.204	133.355.267	526.174.806	193.252.630	719.427.436	644.099.021	**1.496.881.724**	124	105	135	**118**			
2,536,644	10,122,906	48,435,244	49,250,125	37,117,997	33,494,523	**180,957,439**	-	-	-	-	10,760,789	3,197,264	13,958,053	46,428,169	**60,386,222**	-	138	96	**99**			
3.329.551	34.177.972	27.335.461	12.419.165	14.622.047	14.474.979	**106.359.175**	-	478.377	362.083	840.460	18.772.882	12.130.434	30.903.316	46.889.522	**78.633.298**	25	90	172	**121**			
-	-	3,613,637	3,072,421	3,233,983	3,155,847	**13,075,888**	-	-	-	-	-	730,126	730,126	882,273	**1,612,399**			24	**45**			
-	929.399	12.645.282	14.273.270	12.093.790	12.018.288	**51.960.029**	-	-	-	-	-	-	-	4.715.099	**4.715.099**		-	37	**35**			
27,359,148	62,541,944	138,664,563	164,921,817	227,685,637	142,528,429	**763,701,538**	-	-	2,287,903	2,287,903	778,676	51,959,167	52,737,843	15,201,978	**70,227,724**	8	84	11	**31**			
3,308,985	21,194,899	21,535,763	23,287,693	23,673,707	24,097,696	**117,098,743**	-	-	-	-	13,429,453	8,425,119	21,854,572	11,776,555	**33,631,127**	-	103	55	**73**			
1,237,500	1,125,000	5,584,461	473,338	746,649	2,531,716	**11,698,664**	-	-	-	-	-	-	-	-	-		-	-	-			
4.516.446	94.159.622	-	-	-	-	**98.676.068**	-	1.567.230	1.648.218	3.215.448	40.937.376	18.469.815	59.407.191	19.395.821	**82.018.460**	71	63		**83**			
	25,420,443	-	-	-	-	**25,420,443**	-	-	-	-	10,957,531	13,179,466	24,136,997	-	**24,136,997**		95		**95**			
150,622,111	**938,639,721**	**754,923,986**	**630,387,838**	**658,182,942**	**563,782,294**	**3,696,538,892**	**19,147,625**	**90,782,524**	**32,101,941**	**142,032,090**	**624,610,895**	**304,064,548**	**928,675,443**	**812,189,889**	**1,882,897,422**	**94**	**99**	**108**	**102**			
-	181,915	873.750	873.750	873.750	873.750	**3.676.915**	-	-	-	-	-	-	-	-	**-**		-	-	**-**			
-	-	469,200	2,379,309	1,732,488	1,556,284	**6,137,281**	-	-	-	-	928,060	-	928,060	4,990,192	**5,918,252**			1,064	**1,261**			
-	-	-	-	-	-	**-**	-	-	-	-	-	432.145	432.145	248.138	**680.283**							
-	-	-	-	-	-	**-**	-	-	-	-	-	-	-	-	**-**							
-	1.533.750	2.787.335	1.600.365	1.892.800	1.667.850	**9.482.100**	-	-	-	-	-	-	-	3.328.257	**3.328.257**		-	119	**77**			
-	-	4,600,744	6,154,874	7,680,418	7,680,418	**26,116,454**	-	-	-	-	-	-	-	-	**-**			-	**-**			
-	-	3.175.550	2.778.174	933.223	561.531	**7.448.478**	-	-	-	-	-	-	-	1.635.206	**1.635.206**			51	**51**			
-	-	-	-	-	40,806,044	**40,806,044**	-	-	-	-	-	-	-	-	**-**							
-		7,845,467	8,183,606	8,111,588	7,869,230	**32,009,891**	-	-	-	-				5,969,040	**5,969,040**			76	**76**			
-	507,496	8,525,938	5,328,712	4,262,969	2,131,485	**20,756,601**	-	-	-	-	834,022	154,237	988,259	15,947,960	**16,936,219**		195	187	**187**			
-	-	2,094,122	7,329,427	7,329,427	4,188,244	**20,941,220**	-	-	-	-	-	-	-	-	**-**			-	**-**			
-	-	10,221,578	20,882,217	6,883,313	130,847,814	**168,834,922**	-	-	-	-	-	-	-	112,500,855	**112,500,855**			1,101	**1,101**			
-	**2,223,161**	**40,593,685**	**55,510,434**	**39,699,976**	**198,182,650**	**336,209,906**	**-**	**-**	**-**	**-**	**1,762,082**	**586,382**	**2,348,464**	**144,619,648**	**146,968,112**		**106**	**356**	**343**			
-	-	1.399.957	910.594	910.594	728.475	**3.949.620**	-	-	-	-	205.088	203.083	408.171	-	**408.171**			-	**29**			
-	-	-	-	-	-	**-**	-	-	-	-	-	117,155	117,155	-	**117,155**							
-	-	1.614.988	1.635.045	1.460.702	1.460.702	**6.171.437**	-	-	-	-	-	-	-	802.485	**802.485**			50	**50**			
-	-	-	-	-	-	**-**	-	-	-	-	-	-	-	-	**-**							
187.000	-	-	-	-	1.092.825	**1.279.825**	-	-	90.118	90.118	-	-	-	-	**90.118**	48			**48**			
-	-	-	-	-	-	**-**	-	-	-	-	-	-	-	-	**-**							
-	1.308.000	-	-	-	-	**1.308.000**	-	-	-	-	1.145.480	-	1.145.480	-	**1.145.480**		88		**88**			
-		-	1.781.855	-	-	**1.781.855**	-	-	-	-	-	-	-	-	**-**							
-	903.431	1.256.600	467.291	934.582	934.904	**4.496.808**	-	-	-	-	-	-	-	374.487	**374.487**		-	30	**17**			
-	1.039.063	1.039.063	1.454.688	1.454.688	1.454.688	**6.442.190**	-	-	-	-	-	-	-	42.567	**42.567**		-	4	**2**			
-	-	1.404.000	-	-	-	**1.404.000**	-	-	-	-	-	-	-	-	**-**			-	**-**			
-	2.500.000	-	-	-	-	**2.500.000**	-	-	-	-	2.864.454	-	2.864.454	-	**2.864.454**		115		**115**			
-	616.360	-	-	-	-	**616.360**	-	667.979	-	667.979	-	-	-	-	**667.979**		-		**108**			
-		-	-	-	-	**-**	-	-	-	-	413.538	-	413.538	-	**413.538**							
-	592.703	-	-	-	-	**592.703**	-	-	-	-	347.825	-	347.825	-	**347.825**		59		**59**			
-	3.390.849	-	-	-	-	**3.390.849**	-	-	-	-	-	157.963	157.963	-	**157.963**		5		**5**			
-	2.547.622	-	2.547.622	1.654.300	992.580	**7.742.124**	-	-	-	-	1.799.960	-	1.799.960	-	**1.799.960**		71		**71**			
-	-	-	-	-	-	**-**	-	-	-	-	370.393	-	370.393	-	**370.393**							
-		199.500	-	-	-	**199.500**	-	-	-	-	-	60.200	60.200	808.650	**868.850**			405	**436**			
-	199.358	-	-	-	-	**199.358**	-	-	-	-	178.202	-	178.202	-	**178.202**		89		**89**			
-	-	-	-	-	-	**-**	-	-	-	-	-	-	-	373.136	**373.136**							
-	3.262.278	-	-	-	-	**3.262.278**	-	-	-	-	6.807.732	-	6.807.732	-	**6.807.732**		209		**209**			
187.000	**16.359.664**	**6.914.108**	**8.797.095**	**6.414.866**	**6.664.174**	**45.336.907**	**-**	**667.979**	**90.118**	**758.097**	**14.132.672**	**538.401**	**14.671.073**	**2.401.325**	**17.830.495**	**405**	**90**	**35**	**76**			
-	-	2,000	2,000	2,000	2,000	**8,000**	-	-	-	-	-	-	-	-	**-**			-	**-**			
-	-	3,000	1,240,600	3,000	4,000	**1,250,600**	-	-	-	-	-	-	-	7,921,276	**7,921,276**			264,043	**264,043**			
-	-	1,425,852	2,000	2,000	2,000	**1,431,852**	-	-	-	-	-	-	-	6,600,326	**6,600,326**			463	**463**			
-	**-**	**1,430,852**	**1,244,600**	**7,000**	**8,000**	**2,690,452**	**-**	**-**	**-**	**-**	**-**	**-**	**-**	**14,521,602**	**14,521,602**			**1,015**	**1,015**			
8,571,537	-	-	-	-	-	**8,571,537**	-	-	-	-	-	-	-	-	**-**	-			**-**			
-	-	-	-	-	-	**-**	-	-	-	-	-	-	-	-	**-**							
-	-	-	-	-	-	**-**	-	-	-	-	-	-	-	-	**-**							
8,571,537	**-**	**-**	**-**	**-**	**-**	**8,571,537**	**-**	**-**	**-**	**-**	**-**	**-**	**-**	**-**	**-**	**-**			**-**			
-	1.011.917	6.262.374	7.336.733	5.142.919	37.817.825	**57.571.768**	-	-	-	-	-	-	-	-	**-**		-	-	**-**			
-	-	736,000	25,673,427	25,971,599	165,484,561	**217,865,587**	-	-	-	-	-	-	-	-	**-**			-	**-**			
-	**1.011.917**	**6.998.374**	**33.010.160**	**31.114.518**	**203.302.386**	**275.437.355**	**-**	**-**	**-**	**-**	**-**	**-**	**-**	**-**	**-**		**-**	**-**	**-**			
213,536,095	**1,181,128,788**	**973,940,746**	**832,168,749**	**809,004,864**	**1,036,558,899**	**5,046,338,141**	**61,506,291**	**97,660,958**	**32,477,427**	**191,644,676**	**1,153,907,718**	**357,821,053**	**1,511,728,771**	**1,792,242,083**	**3,495,615,530**	**90**	**128**	**184**	**148**			
-	-	-	-	-	-	**-**	-	-	-	-	-	-	-	-	**-**							
-	-	-	-	-	-	**-**	-	-	-	-	-	-	-	-	**-**							
-	4.559	-	-	-	-	**4.559**	-	-	-	-	58.726	-	58.726	-	**58.726**		1.288		**1.288**			
1,085,006	-	-	-	-	-	**1,085,006**	8,311,388	-	-	8,311,388	-	-	-	-	**8,311,388**	766			**766**			
-	-	-	-	-	-	**-**	-	-	-	-	188,353	20,783	209,136	364,714	**573,850**							
6,392,465	94,400	94,400	-	-	-	**6,581,265**	-	-	-	-	-	-	-	-	**-**	-	-	-	**-**			
-	-	-	-	-	-	**-**	-	-	-	-	-	-	-	-	**-**							
-	-	-	-	-	-	**-**	-	-	-	-	-	-	-	-	**-**							
7.477.471	**98.959**	**94.400**	**-**	**-**	**-**	**7.670.830**	**8.311.388**	**-**	**-**	**8.311.388**	**247.079**	**20.783**	**267.862**	**364.714**	**8.943.964**	**111**	**271**	**386**	**117**			
-	727,564	727,564	727,564	-	-	**2,182,692**	-	-	-	-	-	-	-	-	**-**		-	-	**-**			
98,961,816	47,256,416	50,251,115	37,968,101	36,380,854	32,539,656	**303,357,958**	49,828,856	9,574,814	-	59,403,670	-	-	-	-	**59,403,670**	60	-	-	**30**			
10,569,940	-	-	-	-	-	**10,569,940**	72,999,617	627,017	-	73,626,634	-	-	-	-	**73,626,634**	697			**697**			
42,106,099	16,537,874	15,570,627	15,032,393	15,561,012	15,983,226	**120,791,231**	45,965,427	1,242,212	-	47,207,639	-	-	-	-	**47,207,639**	112	-	-	**64**			
9,316,601	-	-	-	-	-	**9,316,601**	6,305,281	4,563,918	45,342	10,914,541	-	-	-	-	**10,914,541**	117			**117**			
160,954,456	**64,521,854**	**66,549,306**	**53,728,058**	**51,941,866**	**48,522,882**	**446,218,422**	**175,099,181**	**16,007,961**	**45,342**	**191,152,484**	**-**	**-**	**-**	**-**	**191,152,484**	**119**	**-**	**-**	**65**			
16,268,994	-	-	-	-	-	**16,268,994**	-	43,557,756	-	43,557,756	-	-	-	-	**43,557,756**	268			**268**			
584,865,956	3,875,985	6,111,684	3,361,861	1,836,750	1,562,230	**601,614,466**	648,322,776	46,081,737	24,117,569	718,522,082	-	-	-	-	**718,522,082**	123	-	-	**121**			
31,410,621	1,412,482	1,026,545	1,062,564	990,525	1,114,925	**37,017,662**	32,305,094	-	3,132,763	35,437,857	-	-	-	-	**35,437,857**	113	-	-	**105**			
24,668,336	-	-	-	-	-	**24,668,336**	21,792,687	27,358,742	-	49,151,429	-	-	-	-	**49,151,429**	199			**199**			
-	-	-	1,000	1,000	1,000	**3,000**	-	316,077	-	316,077	-	-	-	-	**316,077**							
657,213,907	**5,288,467**	**7,138,229**	**4,425,425**	**2,828,275**	**2,678,155**	**679,572,458**	**702,420,557**	**117,314,312**	**27,250,332**	**846,985,201**	**-**	**-**	**-**	**-**	**846,985,201**	**129**	**-**	**-**	**126**			
208.200.758	42.393.120	46.382.500	144.488.660	44.278.840	28.142.340	**513.886.218**	122.704.030	140.191.824	9.012.548	271.908.402	-	-	-	-	**271.908.402**	131	-	-	**92**			
20,917,894	-	-	-	-	-	**20,917,894**	25,183,067	-	-	25,183,067	-	-	-	-	**25,183,067**	120			**120**			
-	-	1,000	1,000	1,000	3,423,500	**3,426,500**	-	-	-	-	-	-	-	-	**-**			-	**-**			
229,118,652	**42,393,120**	**46,383,500**	**144,489,660**	**44,279,840**	**31,565,840**	**538,230,612**	**147,887,097**	**140,191,824**	**9,012,548**	**297,091,469**	**-**	**-**	**-**	**-**	**297,091,469**	**130**	**-**	**-**	**93**			
10,248,103	-	-	-	-	-	**10,248,103**	11,746,825	1,601,364	-	13,348,189	-	-	-	-	**13,348,189**	130			**130**			
10.248.103	**-**	**-**	**-**	**-**	**-**	**10.248.103**	**11.746.825**	**1.601.364**	**-**	**13.348.189**	**-**	**-**	**-**	**-**	**13.348.189**	**130**			**130**			
3,196,965	-	-	-	-	-	**3,196,965**	3,243,409	-	-	3,243,409	-	-	-	-	**3,243,409**	101			**101**			
770,041	-	-	-	-	-	**770,041**	7,275,075	-	-	7,275,075	-	-	-	-	**7,275,075**	945			**945**			
3,967,006	**-**	**-**	**-**	**-**	**-**	**3,967,006**	**10,518,484**	**-**	**-**	**10,518,484**	**-**	**-**	**-**	**-**	**10,518,484**	**265**			**265**			
1.061.502.124	**112.203.441**	**120.071.035**	**202.643.143**	**99.049.981**	**82.766.877**	**1.678.236.601**	**1.047.672.144**	**275.115.461**	**36.308.222**	**1.359.095.827**	**-**	**-**	**-**	**-**	**1.359.095.827**	**128**	**-**	**-**	**105**			
1,282,515,690	**1,293,431,188**	**1,094,106,181**	**1,034,811,892**	**908,054,845**	**1,119,325,776**	**6,732,245,572**	**1,117,489,823**	**372,776,419**	**68,785,649**	**1,559,051,891**	**1,154,154,797**	**357,841,836**	**1,511,996,633**	**1,792,606,797**	**4,863,655,321**	**122**	**117**	**164**	**133**	**6,999,990,000**	**69**	

Net Incremental 2020 Annual Peak Demand Savings																							
Forecasted (kW)							Verified (kW)									Progress (%)				Net Incremental 2020 Annual Peak Demand Savings
2015	2016	2017	2018	2019	2020	Total	2015 Verified 2015 Results	2016 Verified 2015 Results Adjustments	2017 Verified 2015 Results Adjustments	Total Verified 2015 Results	2016 Verified 2016 Results	2017 Verified 2016 Results Adjustments	Total Verified 2016 Results	2017 Verified 2017 Results	Total	Total Verified 2015 Results	Total Verified 2016 Results	2017 Verified 2017 Results	Total	
2.536	10.999	6.918	2.325	2.201	1.832	**26.811**	2.008	294	-	2.302	27.830	3.174	31.004	29.298	**62.604**	91	282	424	**306**	
-	-	837	1.557	364	327	**3.085**	-	-	-	-	-	-	-	22.180	**22.180**			2.650	**2.650**	
6.246	10.445	8.264	6.240	5.933	5.827	**43.335**	5.322	711	-	6.033	22.421	220	22.641	19.181	**47.855**	91	217	232	**189**	
136	787	1.425	1.457	1.513	1.448	**6.766**	-	15	16	31	355	85	440	483	**954**	23	56	34	**41**	
1.247	4.271	4.731	3.737	3.684	3.637	**21.307**	204	39	-	243	825	132	957	1.197	**2.397**	19	22	25	**23**	
10,545	**26,502**	**22,175**	**15,316**	**13,695**	**13,071**	**101,304**	**7,534**	**1,059**	**16**	**8,609**	**51,431**	**3,611**	**55,042**	**72,339**	**135,990**	**82**	**208**	**326**	**230**	
155	193	3,612	3,557	3,541	3,247	**14,305**	-	460	37	497	365	355	720	1,013	**2,230**	321	373	28	**56**	
16.637	94.622	70.960	51.109	49.911	50.090	**333.329**	2.798	12.377	1.409	16.584	70.440	29.608	100.048	105.820	**222.452**	100	106	149	**122**	
506	1.493	7.939	8.047	6.844	6.151	**30.980**	-	-	-	-	2.287	761	3.048	10.244	**13.292**	-	204	129	**134**	
940	6.883	5.367	3.142	3.525	3.582	**23.439**	-	96	59	155	5.693	2.206	7.899	7.895	**15.949**	16	115	147	**121**	
-	-	900	820	896	859	**3,475**	-	-	-	-	-	83	83	80	**163**			9	**18**	
-	118	1.464	1.582	1.332	1.427	**5.923**	-	-	-	-	-	-	-	643	**643**		-	44	**41**	
2,987	5,097	20,462	21,348	31,429	17,040	**98,363**	-	-	-	-	61	4,682	4,743	2,644	**7,387**	-	93	13	**26**	
640	2.821	2.737	3.101	3.193	3.271	**15.763**	-	-	-	-	1.326	1.610	2.936	1.599	**4.535**	-	104	58	**73**	
149	136	572	44	71	71	**1,043**	-	-	-	-	-	-	-	-	**-**	-	-	-	**-**	
650	10.959	-	-	-	-	**11.609**	-	296	305	601	4.197	2.938	7.135	3.090	**10.826**	92	65		**93**	
-	3,434	-	-	-	-	**3,434**	-	-	-	-	1,596	1,888	3,484	-	**3,484**		101		**101**	
22,664	**125,756**	**114,013**	**92,750**	**100,742**	**85,738**	**541,663**	**2,798**	**13,229**	**1,810**	**17,837**	**85,965**	**44,131**	**130,096**	**133,028**	**280,961**	**79**	**103**	**117**	**107**	
-	44	210	210	210	210	**884**	-	-	-	-	-	-	-	-	**-**		-	-	**-**	
-	-	-	20	10	6	**36**	-	-	-	-	117	-	117	623	**740**					
-	-	-	-	-	-	**-**	-	-	-	-	-	10	10	2	**12**					
-	-	-	-	-	-	**-**	-	-	-	-	-	-	-	-	**-**					
-	296	537	308	365	321	**1.827**	-	-	-	-	-	-	-	277	**277**		-	52	**33**	
-	-	1,534	2,052	2,560	2,560	**8,706**	-	-	-	-	-	-	-	-	**-**			-	**-**	
-	-	584	494	294	196	**1.568**	-	-	-	-	-	-	-	256	**256**			44	**44**	
-	-	-	-	-	4,922	**4,922**	-	-	-	-	-	-	-	-	**-**					
-	-	4.092	4.092	4.092	4.022	**16.298**	-	-	-	-	-	-	-	1.142	**1.142**			28	**28**	
-	58	980	612	490	245	**2.385**	-	-	-	-	75	14	89	2.021	**2.110**		153	206	**203**	
-	-	624	2.184	2.184	1.248	**6.240**	-	-	-	-	-	-	-	-	**-**			-	**-**	
-	-	1,172	2,435	789	23,259	**27,655**	-	-	-	-	-	-	-	23,971	**23,971**			2,045	**2,045**	
-	**398**	**9,733**	**12,407**	**10,994**	**36,989**	**70,521**	**-**	**-**	**-**	**-**	**192**	**24**	**216**	**28,292**	**28,508**		**54**	**291**	**281**	
-	-	144	17	17	14	**192**	-	-	-	-	4	8	12	-	**12**			-	**8**	
-	-	-	-	-	-	**-**	-	-	-	-	-	18	18	-	**18**					
-	-	3	3	4	4	**14**	-	-	-	-	-	-	-	-	**-**			-	**-**	
-	-	-	-	-	-	**-**	-	-	-	-	-	-	-	-	**-**					
15	-	-	-	-	-	**15**	-	-	12	12	-	-	-	-	**12**	80			**80**	
-	-	-	-	-	-	**-**	-	-	-	-	-	-	-	-	**-**					
-	160	-	-	-	-	**160**	-	-	-	-	36	-	36	-	**36**		23		**23**	
-	-	-	208	-	-	**208**	-	-	-	-	-	-	-	-	**-**					
-	-	-	53	107	107	**267**	-	-	-	-	-	-	-	59	**59**					
-	125	125	176	176	176	**778**	-	-	-	-	-	-	-	7	**7**		-	6	**3**	
-	-	129	-	-	-	**129**	-	-	-	-	-	-	-	-	**-**			-	**-**	
-	411	-	-	-	-	**411**	-	-	-	-	2	-	2	-	**2**		0		**0**	
-	70	-	-	-	-	**70**	-	68	-	68	-	-	-	-	**68**		-		**97**	
-	-	-	-	-	-	**-**	-	-	-	-	29	-	29	-	**29**					
-	-	-	-	-	-	**-**	-	-	-	-	23	-	23	-	**23**					
-	234	-	-	-	-	**234**	-	-	-	-	-	32	32	-	**32**		14		**14**	
-	200	-	200	130	78	**608**	-	-	-	-	806	-	806	-	**806**		403		**403**	
-	-	-	-	-	-	**-**	-	-	-	-	27	-	27	-	**27**					
-	-	-	-	-	-	**-**	-	-	-	-	-	11	11	146	**157**					
-	119	-	-	-	-	**119**	-	-	-	-	199	-	199	-	**199**		167		**167**	
-	-	-	-	-	-	**-**	-	-	-	-	-	-	-	78	**78**					
-	204	-	-	-	-	**204**	-	-	-	-	428	-	428	-	**428**		210		**210**	
15	**1,523**	**401**	**657**	**434**	**379**	**3,409**	**-**	**68**	**12**	**80**	**1,554**	**69**	**1,623**	**290**	**1,993**	**533**	**107**	**72**	**103**	
-	-	-	-	-	-	**-**	-	-	-	-	-	-	-	-	**-**					
-	-	1	207	1	1	**210**	-	-	-	-	-	-	-	-	**-**			-	**-**	
-	-	157	-	-	-	**157**	-	-	-	-	-	-	-	927	**927**			590	**590**	
-	**-**	**158**	**207**	**1**	**1**	**367**	**-**	**-**	**-**	**-**	**-**	**-**	**-**	**927**	**927**			**587**	**587**	
-	-	-	-	-	-	**-**	-	-	-	-	-	-	-	-	**-**					
-	-	-	-	-	-	**-**	-	-	-	-	-	-	-	-	**-**					
-	-	-	-	-	-	**-**	-	-	-	-	-	-	-	-	**-**					
-	**-**	**-**	**-**	**-**	**-**	**-**	**-**	**-**	**-**	**-**	**-**	**-**	**-**	**-**	**-**					
-	173	2.690	2.785	322	12.608	**18.578**	-	-	-	-	-	-	-	-	**-**		-	-	**-**	
-	-	-	12.280	12.286	57.778	**82.344**	-	-	-	-	-	-	-	-	**-**					
-	**173**	**2.690**	**15.065**	**12.608**	**70.386**	**100.922**	**-**	**-**	**-**	**-**	**-**	**-**	**-**	**-**	**-**		**-**	**-**	**-**	
33,224	**154,352**	**149,170**	**136,402**	**138,474**	**206,564**	**818,186**	**10,332**	**14,356**	**1,838**	**26,526**	**139,142**	**47,835**	**186,977**	**234,876**	**448,379**	**80**	**121**	**157**	**133**	
-	-	-	-	-	-	**-**	-	-	-	-	-	-	-	-	**-**					
-	-	-	-	-	-	**-**	-	-	-	-	-	-	-	-	**-**					
-	-	-	-	-	-	**-**	-	-	-	-	9	-	9	-	**9**					
145	-	-	-	-	-	**145**	724	-	-	724	-	-	-	-	**724**	499			**499**	
-	-	-	-	-	-	**-**	-	-	-	-	18	3	21	56	**77**					
506	42	42	-	-	-	**590**	-	-	-	-	-	-	-	-	**-**	-	-	-	**-**	
-	-	-	-	-	-	**-**	-	-	-	-	-	-	-	-	**-**					
-	-	-	-	-	-	**-**	-	-	-	-	-	-	-	-	**-**					
651	**42**	**42**	**-**	**-**	**-**	**735**	**724**	**-**	**-**	**724**	**27**	**3**	**30**	**56**	**810**	**111**	**71**	**133**	**110**	
-	713	713	713	-	-	**2,139**	-	-	-	-	-	-	-	-	**-**		-	-	**-**	
6,611	3,368	5,446	4,516	3,975	3,167	**27,083**	3,257	622	-	3,879	-	-	-	-	**3,879**	59	-	-	**25**	
738	-	-	-	-	-	**738**	5,006	40	-	5,046	-	-	-	-	**5,046**	684			**684**	
22,267	11,290	8,812	8,904	9,297	9,673	**70,243**	24,035	641	-	24,676	-	-	-	-	**24,676**	111	-	-	**58**	
1,385	-	-	-	-	-	**1,385**	1,113	252	2	1,367	-	-	-	-	**1,367**	99			**99**	
31,001	**15,371**	**14,971**	**14,133**	**13,272**	**12,840**	**101,588**	**33,411**	**1,555**	**2**	**34,968**	**-**	**-**	**-**	**-**	**34,968**	**113**	**-**	**-**	**57**	
3,102	-	-	-	-	-	**3,102**	-	9,657	-	9,657	-	-	-	-	**9,657**	311			**311**	
84,243	409	1,044	560	295	248	**86,799**	92,012	7,033	4,209	103,254	-	-	-	-	**103,254**	123	-	-	**120**	
7,412	368	298	308	288	313	**8,987**	7,432	-	784	8,216	-	-	-	-	**8,216**	111	-	-	**102**	
6,971	-	-	-	-	-	**6,971**	5,188	7,229	-	12,417	-	-	-	-	**12,417**	178			**178**	
-	-	-	-	-	-	**-**	-	106	-	106	-	-	-	-	**106**					
101,728	**777**	**1,342**	**868**	**583**	**561**	**105,859**	**104,632**	**24,025**	**4,993**	**133,650**	**-**	**-**	**-**	**-**	**133,650**	**131**	**-**	**-**	**129**	
23,676	5,661	7,163	17,159	5,984	3,958	**63,601**	13,649	7,545	734	21,928	-	-	-	-	**21,928**	93	-	-	**60**	
4,982	-	-	-	-	-	**4,982**	5,371	-	-	5,371	-	-	-	-	**5,371**	108			**108**	
-	-	-	-	-	-	**-**	-	-	-	-	-	-	-	-	**-**					
28,658	**5,661**	**7,163**	**17,159**	**5,984**	**3,958**	**68,583**	**19,020**	**7,545**	**734**	**27,299**	**-**	**-**	**-**	**-**	**27,299**	**95**	**-**	**-**	**66**	
1,905	-	-	-	-	-	**1,905**	2,064	471	-	2,535	-	-	-	-	**2,535**	133			**133**	
1.905	**-**	**-**	**-**	**-**	**-**	**1.905**	**2.064**	**471**	**-**	**2,535**	**-**	**-**	**-**	**-**	**2,535**	**133**			**133**	
603	-	-	-	-	-	**603**	605	-	-	605	-	-	-	-	**605**	100			**100**	
31	-	-	-	-	-	**31**	142	-	-	142	-	-	-	-	**142**	458			**458**	
634	**-**	**-**	**-**	**-**	**-**	**634**	**747**	**-**	**-**	**747**	**-**	**-**	**-**	**-**	**747**	**118**			**118**	
163.926	**21.809**	**23.476**	**32.160**	**19.839**	**17.359**	**278.569**	**159.874**	**33.596**	**5.729**	**199.199**	**-**	**-**	**-**	**-**	**199.199**	**122**	**-**	**-**	**95**	
197,801	**176,203**	**172,688**	**168,562**	**158,313**	**223,923**	**1,097,490**	**170,930**	**47,952**	**7,567**	**226,449**	**139,169**	**47,838**	**187,007**	**234,932**	**648,388**	**114**	**106**	**136**	**119**	

Net Incremental First Year Energy Savings

Forecasted (kWh)							Verified (kWh)												Progress (%)			
2015	2016	2017	2018	2019	2020	Total	2015 Verified 2015 Results	2016 Verified 2015 Results Adjustments	2017 Verified 2015 Results Adjustments	Total Verified 2015 Results	2016 Verified 2016 Results	2017 Verified 2016 Results Adjustments	Total Verified 2016 Results	2017 Verified 2017 Results	Total	Total Verified 2015 Results	Total Verified 2016 Results	2017 Verified 2017 Results	Total
39,254,365	178,340,878	95,432,950	34,208,517	32,034,688	26,295,762	**405,567,160**	31,459,586	4,531,473	-	35,991,059	427,989,595	49,843,524	477,833,119	521,520,622	**1,035,344,800**	92	268	546	**331**
-	-	16,125,173	27,499,665	5,217,810	3,646,754	**52,489,402**	-	-	-	-	-	-	-	442,811,863	**442,811,863**			2,746	**2,746**
12,452,123	34,611,838	35,224,580	26,149,259	20,750,461	19,504,178	**148,692,439**	10,181,961	1,384,912	-	11,566,873	76,249,162	744,673	76,993,835	68,318,325	**156,879,033**	93	222	194	**191**
702,622	3,515,448	8,392,603	8,490,585	8,706,173	8,424,523	**38,231,954**	-	70,679	285,368	356,047	1,624,371	397,324	2,021,695	1,746,478	**4,124,220**	51	58	21	**33**
2,354,851	6,838,992	8,730,863	7,162,177	7,002,786	6,748,178	**38,837,847**	1,145,792	284,282	-	1,430,074	7,590,437	1,646,201	9,236,638	8,240,971	**18,907,683**	61	135	94	**105**
54,763,961	**223,307,156**	**163,906,169**	**103,510,203**	**73,711,918**	**64,619,395**	**683,818,802**	**42,787,339**	**6,271,346**	**285,368**	**49,344,053**	**513,453,565**	**52,631,722**	**566,085,287**	**1,042,638,259**	**1,658,067,599**	**90**	**254**	**636**	**375**
4,172,585	13,826,096	21,717,556	21,467,301	21,393,335	19,546,353	**102,123,226**	162,592	1,996,887	173,533	2,333,012	2,799,382	2,720,527	5,519,909	22,801,451	**30,654,372**	56	40	105	**77**
108,080,672	674,932,656	471,178,325	342,665,663	317,615,797	311,934,463	**2,226,407,576**	19,243,297	87,909,143	29,216,377	136,368,817	537,409,653	178,392,040	715,801,693	636,766,848	**1,488,937,358**	126	106	135	**119**
3,406,906	10,708,956	50,740,232	50,369,298	37,569,753	33,494,523	**186,289,668**	-	-	-	-	13,854,737	4,456,600	18,311,337	51,441,352	**69,752,689**	-	171	101	**108**
3,329,551	34,178,492	27,336,843	12,421,395	14,623,047	14,474,979	**106,364,307**	-	478,377	362,083	840,460	18,772,882	12,130,434	30,903,316	46,889,522	**78,633,298**	25	90	172	**121**
-	1,599,955	4,062,055	3,074,421	3,235,983	3,155,847	**15,128,261**	-	-	-	-	-	730,126	730,126	882,273	**1,612,399**		46	22	**28**
-	1,175,267	15,681,707	17,282,642	14,651,507	12,018,288	**60,809,411**	-	-	-	-	-	-	-	5,219,675	**5,219,675**		-	33	**31**
27,510,818	62,619,779	138,665,563	164,923,817	227,685,637	142,528,429	**763,934,043**	-	-	17,265,066	17,265,066	778,676	51,959,167	52,737,843	15,201,978	**85,204,887**	63	84	11	**37**
5,815,935	22,015,204	21,787,988	23,341,893	23,727,907	24,097,696	**120,786,623**	-	-	-	-	16,362,558	10,342,864	26,705,422	21,098,827	**47,804,249**	-	121	97	**96**
1,481,500	1,809,500	7,054,110	2,629,487	2,218,298	2,531,716	**17,724,611**	-	-	-	-	-	-	-	-	-		-	-	-
4,516,446	94,251,740	-	-	-	-	**98,768,186**	-	1,731,152	1,263,989	2,995,141	41,083,220	18,258,597	59,341,817	19,395,821	**81,732,779**	66	63		**83**
	25,420,443	-	-	-	-	**25,420,443**	-	-	-	-	10,957,531	13,179,466	24,136,997	-	**24,136,997**		95		**95**
158,314,413	**942,538,088**	**758,224,379**	**638,175,917**	**662,721,264**	**563,782,294**	**3,723,756,355**	**19,405,889**	**92,115,559**	**48,281,048**	**159,802,496**	**642,018,639**	**292,169,821**	**934,188,460**	**819,697,747**	**1,913,688,703**	**101**	**99**	**108**	**103**
-	181,915	873,750	873,750	873,750	873,750	**3,676,915**	-	-	-	-	-	-	-	-	**-**		-	-	**-**
-	-	469,200	2,401,735	1,743,701	1,556,284	**6,170,920**	-	-	-	-	1,173,928	-	1,173,928	5,544,355	**6,718,283**			1,182	**1,432**
-	-	-	-	-	-	**-**	-	-	-	-	-	432,145	432,145	248,138	**680,283**				
-	-	-	-	-	-	**-**	-	-	-	-	-	-	-	-	**-**				
-	1,533,750	2,787,335	1,600,365	1,892,800	1,667,850	**9,482,100**	-	-	-	-	-	-	-	3,328,257	**3,328,257**		-	119	**77**
-	-	4,600,744	6,154,874	7,680,418	7,680,418	**26,116,454**	-	-	-	-	-	-	-	-	**-**			-	**-**
-	-	3,175,550	2,778,174	933,223	561,531	**7,448,478**	-	-	-	-	-	-	-	1,635,206	**1,635,206**			51	**51**
-	-	5,183,820	21,581,163	30,580,970	40,806,044	**98,151,997**	-	-	-	-	-	-	-	-	**-**			-	**-**
-		7,845,467	8,183,606	8,111,588	7,869,230	**32,009,891**	-	-	-	-	-	-	-	5,969,040	**5,969,040**			76	**76**
-	507,496	8,525,939	5,328,712	4,262,969	2,131,485	**20,756,601**	-	-	-	-	834,022	154,237	988,259	15,947,960	**16,936,219**		195	187	**187**
-	-	2,094,122	7,329,427	7,329,427	4,188,244	**20,941,220**	-	-	-	-	-	-	-	-	**-**			-	**-**
-	51,378,503	104,113,770	110,702,685	126,204,621	130,847,814	**523,247,393**	-	-	-	-	-	52,320,101	52,320,101	112,500,855	**164,820,956**		102	108	**106**
-	**53,601,664**	**139,669,697**	**166,934,491**	**189,613,467**	**198,182,650**	**748,001,969**	**-**	**-**	**-**	**-**	**2,007,950**	**52,906,483**	**54,914,433**	**145,173,811**	**200,088,244**		**102**	**104**	**104**
-	-	1,399,957	910,594	910,594	728,475	**3,949,620**	-	-	-	-	205,088	203,083	408,171	-	**408,171**			-	**29**
-	-	-	-	-	-	**-**	-	-	-	-	-	117,155	117,155	-	**117,155**				
-	-	1,614,988	1,635,045	1,460,702	1,460,702	**6,171,437**	-	-	-	-	-	-	-	802,485	**802,485**			50	**50**
-	-	-	-	-	-	**-**	-	-	-	-	-	-	-	-	**-**				
187,000	-	-	-	-	1,092,825	**1,279,825**	-	-	90,118	90,118	-	-	-	-	**90,118**	48			**48**
-	-	3,549,361	-	-	-	**3,549,361**	-	-	-	-	-	-	-	-	**-**			-	**-**
-	1,308,000	-	-	-	-	**1,308,000**	-	-	-	-	1,145,480	-	1,145,480	-	**1,145,480**		88		**88**
-		-	1,781,855	-	-	**1,781,855**	-	-	-	-	-	-	-	-	**-**				
-	903,431	1,256,600	467,452	934,904	934,904	**4,497,291**	-	-	-	-	-	-	-	374,487	**374,487**		-	30	**17**
-	1,039,063	1,039,063	1,454,688	1,454,688	1,454,688	**6,442,190**	-	-	-	-	-	-	-	58,986	**58,986**		-	6	**3**
-	-	1,404,000	-	-	-	**1,404,000**	-	-	-	-	-	-	-	-	**-**			-	**-**
-	2,500,000	-	-	-	-	**2,500,000**	-	-	-	-	2,864,454	-	2,864,454	-	**2,864,454**		115		**115**
-	616,360	-	-	-	-	**616,360**	-	667,979	-	667,979	-	-	-	-	**667,979**		-		**108**
-		-	-	-	-	**-**	-	-	-	-	413,538	-	413,538	-	**413,538**				
-	592,703	-	-	-	-	**592,703**	-	-	-	-	347,825	-	347,825	-	**347,825**		59		**59**
-	3,390,849	-	-	-	-	**3,390,849**	-	-	-	-	-	157,963	157,963	-	**157,963**		5		**5**
-	2,547,622	-	2,547,622	1,654,300	992,580	**7,742,124**	-	-	-	-	1,878,207	-	1,878,207	-	**1,878,207**		74		**74**
-	-	-	-	-	-	**-**	-	-	-	-	370,393	-	370,393	-	**370,393**				
-		199,500	-	-	-	**199,500**	-	-	-	-	-	60,200	60,200	808,650	**868,850**			405	**436**
-	199,358	-	-	-	-	**199,358**	-	-	-	-	178,202	-	178,202	-	**178,202**		89		**89**
-	-	-	-	-	-	**-**	-	-	-	-	-	-	-	373,136	**373,136**				
-	3,262,278	-	-	-	-	**3,262,278**	-	-	-	-	6,807,732	-	6,807,732	-	**6,807,732**		209		**209**
187,000	**16,359,664**	**10,463,469**	**8,797,256**	**6,415,188**	**6,664,174**	**48,886,751**	**-**	**667,979**	**90,118**	**758,097**	**14,210,919**	**538,401**	**14,749,320**	**2,417,744**	**17,925,161**	**405**	**90**	**23**	**66**
-	-	2,000	2,000	2,000	2,000	**8,000**	-	-	-	-	-	-	-	-	**-**			-	**-**
-	-	3,000	1,241,600	4,000	4,000	**1,252,600**	-	-	-	-	-	-	-	7,921,276	**7,921,276**			264,043	**264,043**
-	-	1,425,852	2,000	2,000	2,000	**1,431,852**	-	-	-	-	-	-	-	6,600,326	**6,600,326**			463	**463**
-	**-**	**1,430,852**	**1,245,600**	**8,000**	**8,000**	**2,692,452**	**-**	**-**	**-**	**-**	**-**	**-**	**-**	**14,521,602**	**14,521,602**			**1,015**	**1,015**
8,571,537	-	-	-	-	-	**8,571,537**	-	-	-	-	-	-	-	-	**-**	-			**-**
-	-	-	-	-	-	**-**	-	-	-	-	-	-	-	-	**-**				
-	-	-	-	-	-	**-**	-	-	-	-	-	-	-	-	**-**				
8,571,537	**-**	**-**	**-**	**-**	**-**	**8,571,537**	**-**	**-**	**-**	**-**	**-**	**-**	**-**	**-**	**-**	**-**			**-**
-	1,013,447	6,264,754	41,838,385	39,644,571	37,817,825	**126,578,982**	-	-	-	-	-	-	-	-	**-**		-	-	**-**
-	-	736,000	25,673,427	25,971,599	165,484,561	**217,865,587**	-	-	-	-	-	-	-	-	**-**			-	**-**
-	**1,013,447**	**7,000,754**	**67,511,812**	**65,616,170**	**203,302,386**	**344,444,569**	**-**	**-**	**-**	**-**	**-**	**-**	**-**	**-**	**-**		**-**	**-**	**-**
221,836,911	**1,236,820,019**	**1,080,695,320**	**986,175,279**	**998,086,007**	**1,036,558,899**	**5,560,172,435**	**62,193,228**	**99,054,884**	**48,656,534**	**209,904,646**	**1,171,691,073**	**398,246,427**	**1,569,937,500**	**2,024,449,163**	**3,804,291,309**	**95**	**127**	**187**	**150**
-	-	3,000,000	-	-	-	**3,000,000**	-	-	-	-	-	-	-	1,274,792	**1,274,792**			42	**42**
328,828	-	-	-	-	-	**328,828**	328,828	-	-	328,828	-	-	-	-	**328,828**	100			**100**
-	4,559	-	-	-	-	**4,559**	-	-	-	-	58,726	-	58,726	-	**58,726**		1,288		**1,288**
1,085,006	-	-	-	-	-	**1,085,006**	8,311,388	-	-	8,311,388	-	-		-	**8,311,388**	766			**766**
-	-	-	-	-	-	**-**	-	-	-	-	188,353	20,783	209,136	364,714	**573,850**				
6,392,465	94,400	94,400	-	-	-	**6,581,265**	-	-	-	-	-	-	-	-	**-**	-	-	-	**-**
2,978,654	-	-	-	-	-	**2,978,654**	17,391,939	-	-	17,391,939	-	-	-	-	**17,391,939**	584			**584**
11,772,873	-	-	-	-	-	**11,772,873**	11,772,874	-	-	11,772,874	-	-	-	-	**11,772,874**	100			**100**
22.557.826	**98.959**	**3.094.400**	**-**	**-**	**-**	**25.751.185**	**37.805.029**	**-**	**-**	**37.805.029**	**247.079**	**20.783**	**267.862**	**1.639.506**	**39.712.397**	**168**	**271**	**53**	**154**
5,659,512	727,564	727,564	727,564	-	-	**7,842,204**	6,231,034	-	-	6,231,034	-	-	-	-	**6,231,034**	110	-	-	**88**
100,259,603	47,256,416	50,251,115	37,968,101	36,380,854	32,539,656	**304,655,745**	50,267,679	9,686,247	-	59,953,926	-	-	-	-	**59,953,926**	60	-	-	**30**
10,822,840			-	-	-	**10,822,840**	74,495,781	634,435	-	75,130,216	-	-	-	-	**75,130,216**	694			**694**
42,106,099	16,537,874	15,570,627	15,032,393	15,561,012	15,983,226	**120,791,231**	45,965,427	1,242,212	-	47,207,639	-	-	-	-	**47,207,639**	112	-	-	**64**
9,316,601	-	-	-	-	-	**9,316,601**	6,305,281	4,563,918	45,342	10,914,541	-	-	-	-	**10,914,541**	117			**117**
168,164,655	**64,521,854**	**66,549,306**	**53,728,058**	**51,941,866**	**48,522,882**	**453,428,621**	**183,265,202**	**16,126,812**	**45,342**	**199,437,356**	**-**	**-**	**-**	**-**	**199,437,356**	**119**	**-**	**-**	**67**
30,540,041	-	-	-	-	-	**30,540,041**	26,333,804	17,296,831	-	43,630,635	-	-	-	-	**43,630,635**	143			**143**
588,606,723	3,882,680	6,111,684	3,361,861	1,836,750	1,562,230	**605,361,928**	653,480,201	46,529,101	18,888,584	718,897,886	-	-	-	-	**718,897,886**	122	-	-	**120**
47,420,357	1,412,482	1,026,545	1,062,564	990,525	1,114,925	**53,027,398**	50,394,978	-	-17,158,166	33,236,812	-	-	-	-	**33,236,812**	70	-	-	**67**
24,679,488	-	-	-	-	-	**24,679,488**	22,022,383	27,140,198	-	49,162,581	-	-	-	-	**49,162,581**	199			**199**
890,207	-	1,000	1,000	1,000	1,000	**894,207**	947,849	316,077	-	1,263,926	-	-	-	-	**1,263,926**	142		-	**142**
692,136,816	**5,295,162**	**7,139,229**	**4,425,425**	**2,828,275**	**2,678,155**	**714,503,062**	**753,179,215**	**91,282,207**	**1,730,418**	**846,191,840**	**-**	**-**	**-**	**-**	**846,191,840**	**122**	**-**	**-**	**120**
210,126,846	42,393,120	46,382,500	144,488,660	44,278,840	28,142,340	**515,812,306**	122,704,030	142,180,049	9,012,548	273,896,627	-	-	-	-	**273,896,627**	130	-	-	**92**
28,980,750	-	-	-	-	-	**28,980,750**	35,834,323	125,317	-	35,959,640	-	-	-	-	**35,959,640**	124			**124**
-	-	3,423,500	3,423,500	3,423,500	3,423,500	**13,694,000**	1,369,000	-	-	1,369,000	-	-	-	-	**1,369,000**			-	**40**
239,107,596	**42,393,120**	**49,806,000**	**147,912,160**	**47,702,340**	**31,565,840**	**558,487,056**	**159,907,353**	**142,305,366**	**9,012,548**	**311,225,267**	**-**	**-**	**-**	**-**	**311,225,267**	**130**	**-**	**-**	**94**
13,027,912	-	-	-	-	-	**13,027,912**	14,906,764	1,722,061	-	16,628,825	-	-	-	-	**16,628,825**	128			**128**
13.027.912	**-**	**-**	**-**	**-**	**-**	**13.027.912**	**14.906.764**	**1.722.061**	**-**	**16.628.825**	**-**	**-**	**-**	**-**	**16.628.825**	**128**			**128**
3,589,633	-	-	-	-	-	**3,589,633**	3,627,223	-	-	3,627,223	-	-	-	-	**3,627,223**	101			**101**
1,005,281	-	-	-	-	-	**1,005,281**	16,255,915	-	-8,745,600	7,510,315	-	-	-	-	**7,510,315**	747			**747**
4,594,914	**-**	**-**	**-**	**-**	**-**	**4,594,914**	**19,883,138**	**-**	**-8,745,600**	**11,137,538**	**-**	**-**	**-**	**-**	**11,137,538**	**242**			**242**
1,117,031.893	**112.210.136**	**123.494.535**	**206.065.643**	**102.472.481**	**82.766.877**	**1.744.041.565**	**1.131.141.672**	**251.436.446**	**2.042.708**	**1.384.620.826**	**-**	**-**	**-**	**-**	**1.384.620.826**	**124**	**-**	**-**	**102**
1,361,426,630	**1,349,129,114**	**1,207,284,255**	**1,192,240,922**	**1,100,558,488**	**1,119,325,776**	**7,329,965,185**	**1,231,139,929**	**350,491,330**	**50,699,242**	**1,632,330,501**	**1,171,938,152**	**398,267,210**	**1,570,205,362**	**2,026,088,669**	**5,228,624,532**	**120**	**116**	**168**	**133**

Net Incremental First Year Energy Savings

Net Incremental First Year Peak Demand Savings																				
Forecasted (kW)							Verified (kW)									Progress (%)				Net Incremental First Year Peak Demand Savings
2015	2016	2017	2018	2019	2020	Total	2015 Verified 2015 Results	2016 Verified 2015 Results Adjustments	2017 Verified 2015 Results Adjustments	Total Verified 2015 Results	2016 Verified 2016 Results	2017 Verified 2016 Results Adjustments	Total Verified 2016 Results	2017 Verified 2017 Results	Total	Total Verified 2015 Results	Total Verified 2016 Results	2017 Verified 2017 Results	Total	
2.558	11.009	6.946	2.331	2.207	1.832	**26.883**	2.025	297	-	2.322	27.830	3.174	31.004	36.136	**69.462**	91	282	520	**339**	
-	-	837	1.557	364	327	**3.085**	-	-	-	-	-	-	-	30.369	**30.369**			3.628	**3.628**	
6.626	10.445	8.264	6.240	5.933	5.827	**43.335**	5.322	711	-	6.033	22.421	220	22.641	19.181	**47.855**	91	217	232	**189**	
136	787	1.425	1.457	1.513	1.448	**6.766**	-	15	16	31	355	85	440	483	**954**	23	56	34	**41**	
1.261	4.275	4.750	3.747	3.685	3.637	**21.355**	213	39	-	252	827	132	959	1.197	**2.408**	20	22	25	**23**	
10.581	**26.516**	**22.222**	**15.332**	**13.702**	**13.071**	**101.424**	**7.560**	**1.062**	**16**	**8.638**	**51.433**	**3.611**	**55.044**	**87.366**	**151.048**	**82**	**208**	**393**	**255**	
839	1.970	3.612	3.557	3.541	3.247	**16.766**	35	426	37	498	365	355	720	1.013	**2.231**	59	37	28	**35**	
16.794	91.708	70.153	51.563	49.911	50.090	**330.219**	2.828	12.716	1.055	16.599	72.374	26.368	98.742	103.145	**218.486**	99	108	147	**122**	
720	1.630	8.489	8.319	6.945	6.151	**32.254**	-	-	-	-	2.612	895	3.507	10.734	**14.241**	-	215	126	**131**	
940	6.883	5.367	3.142	3.525	3.582	**23.439**	-	96	59	155	5.693	2.206	7.899	7.895	**15.949**	16	115	147	**121**	
-	646	1.109	820	896	859	**4.330**	-	-	-	-	-	83	83	80	**163**		13	7	**9**	
-	159	1.967	2.077	1.748	1.427	**7.378**	-	-	-	-	-	-	-	734	**734**		-	37	**35**	
3.014	5.110	20.462	21.348	31.429	17.040	**98.403**	-	-	-	-	61	4.682	4.743	2.644	**7.387**	-	93	13	**26**	
1.062	2.895	2.762	3.102	3.194	3.271	**16.286**	-	-	-	-	1.510	1.781	3.291	2.848	**6.139**	-	114	103	**91**	
149	136	608	80	106	71	**1.150**	-	-	-	-	-	-	-	-	**-**	-	-	-	**-**	
650	10.988	-	-	-	-	**11.638**	-	341	208	549	4.244	2.874	7.118	3.090	**10.757**	84	65		**92**	
-	3.434	-	-	-	-	**3.434**	-	-	-	-	1.596	1.888	3.484	-	**3.484**		101		**101**	
24.168	**125.559**	**114.529**	**94.008**	**101.295**	**85.738**	**545.297**	**2.863**	**13.579**	**1.359**	**17.801**	**88.455**	**41.132**	**129.587**	**132.183**	**279.571**	**74**	**103**	**115**	**106**	
-	44	210	210	210	210	**884**	-	-	-	-	-	-	-	-	**-**		-	-	**-**	
-	-	-	24	12	6	**42**	-	-	-	-	160	-	160	728	**888**					
-	-	-	-	-	-	**-**	-	-	-	-	-	10	10	2	**12**					
-	-	-	-	-	-	**-**	-	-	-	-	-	-	-	-	**-**					
-	296	537	308	365	321	**1.827**	-	-	-	-	-	-	-	277	**277**		-	52	**33**	
-	-	1.534	2.052	2.560	2.560	**8.706**	-	-	-	-	-	-	-	-	**-**			-	**-**	
-	-	584	494	294	196	**1.568**	-	-	-	-	-	-	-	256	**256**			44	**44**	
-	-	625	2.603	3.689	4.922	**11.839**	-	-	-	-	-	-	-	-	**-**			-	**-**	
-	-	4.092	4.092	4.092	4.022	**16.298**	-	-	-	-	-	-	-	1.142	**1.142**			28	**28**	
-	58	980	612	490	245	**2.385**	-	-	-	-	75	14	89	2.021	**2.110**		153	206	**203**	
-	-	624	2.184	2.184	1.248	**6.240**	-	-	-	-	-	-	-	-	**-**			-	**-**	
-	9.851	15.806	20.685	22.980	23.259	**92.581**	-	-	-	-	-	4.887	4.887	23.971	**28.858**		50	152	**112**	
-	**10.249**	**24.992**	**33.264**	**36.876**	**36.989**	**142.370**	**-**	**-**	**-**	**-**	**235**	**4.911**	**5.146**	**28.397**	**33.543**		**50**	**114**	**95**	
-	-	144	17	17	14	**192**	-	-	-	-	4	8	12	-	**12**			-	**8**	
-	-	-	-	-	-	**-**	-	-	-	-	-	18	18	-	**18**					
-	-	3	3	4	4	**14**	-	-	-	-	-	-	-	-	**-**			-	**-**	
-	-	-	-	-	-	**-**	-	-	-	-	-	-	-	-	**-**					
15	-	-	-	-	-	**15**	-	-	12	12	-	-	-	-	**12**	80			**80**	
-	-	423	-	-	-	**423**	-	-	-	-	-	-	-	-	**-**			-	**-**	
-	160	-	-	-	-	**160**	-	-	-	-	36	-	36	-	**36**		23		**23**	
-	-	-	208	-	-	**208**	-	-	-	-	-	-	-	-	**-**					
-	-	-	53	107	107	**267**	-	-	-	-	-	-	-	59	**59**					
-	125	125	176	176	176	**778**	-	-	-	-	-	-	-	12	**12**		-	10	**5**	
-	-	129	-	-	-	**129**	-	-	-	-	-	-	-	-	**-**			-	**-**	
-	411	-	-	-	-	**411**	-	-	-	-	2	-	2	-	**2**		0		**0**	
-	70	-	-	-	-	**70**	-	68	-	68	-	-	-	-	**68**		-		**97**	
-	-	-	-	-	-	**-**	-	-	-	-	29	-	29	-	**29**					
-	-	-	-	-	-	**-**	-	-	-	-	23	-	23	-	**23**					
-	234	-	-	-	-	**234**	-	-	-	-	-	32	32	-	**32**		14		**14**	
-	200	-	200	130	78	**608**	-	-	-	-	828	-	828	-	**828**		414		**414**	
-	-	-	-	-	-	**-**	-	-	-	-	27	-	27	-	**27**					
-	-	-	-	-	-	**-**	-	-	-	-	-	11	11	146	**157**					
-	119	-	-	-	-	**119**	-	-	-	-	199	-	199	-	**199**		167		**167**	
-	-	-	-	-	-	**-**	-	-	-	-	-	-	-	78	**78**					
-	204	-	-	-	-	**204**	-	-	-	-	428	-	428	-	**428**		210		**210**	
15	**1.523**	**824**	**657**	**434**	**379**	**3.832**	**-**	**68**	**12**	**80**	**1.576**	**69**	**1.645**	**295**	**2.020**	**533**	**108**	**36**	**86**	
-	-	-	-	-	-	**-**	-	-	-	-	-	-	-	-	**-**					
-	-	3	207	1	1	**210**	-	-	-	-	-	-	-	-	**-**			-	**-**	
-	-	157	-	-	-	**157**	-	-	-	-	-	-	-	927	**927**			590	**590**	
-	**-**	**158**	**207**	**1**	**1**	**367**	**-**	**-**	**-**	**-**	**-**	**-**	**-**	**927**	**927**			**587**	**587**	
-	-	-	-	-	-	**-**	-	-	-	-	-	-	-	-	**-**					
-	-	-	-	-	-	**-**	-	-	-	-	-	-	-	-	**-**					
-	-	-	-	-	-	**-**	-	-	-	-	-	-	-	-	**-**					
-	**-**	**-**	**-**	**-**	**-**	**-**	**-**	**-**	**-**	**-**	**-**	**-**	**-**	**-**	**-**					
-	173	2.691	14.896	12.260	12.608	**42.628**	-	-	-	-	-	-	-	-	**-**		-	-	**-**	
-	-	-	12.280	12.286	57.778	**82.344**	-	-	-	-	-	-	-	-	**-**					
-	**173**	**2.691**	**27.176**	**24.546**	**70.386**	**124.972**	**-**	**-**	**-**	**-**	**-**	**-**	**-**	**-**	**-**		**-**	**-**	**-**	
34.764	**164.020**	**165.416**	**170.644**	**176.854**	**206.564**	**918.262**	**10.423**	**14.709**	**1.387**	**26.519**	**141.699**	**49.723**	**191.422**	**249.168**	**467.109**	**76**	**117**	**151**	**128**	
-	-	570	-	-	-	**570**	-	-	-	-	-	-	-	-	**-**			-	**-**	
-	-	-	-	-	-	**-**	-	-	-	-	-	-	-	-	**-**					
-	-	-	-	-	-	**-**	-	-	-	-	9	-	9	-	**9**					
145	-	-	-	-	-	**145**	724	-	-	724	-	-	-	-	**724**	499			**499**	
-	-	-	-	-	-	**-**	-	-	-	-	18	3	21	56	**77**					
506	42	42	-	-	-	**590**	-	-	-	-	-	-	-	-	**-**	-	-	-	**-**	
505	-	-	-	-	-	**505**	1.649	-	-	1.649	-	-	-	-	**1.649**	327			**327**	
1.055	-	-	-	-	-	**1.055**	1.055	-	-	1.055	-	-	-	-	**1.055**	100			**100**	
2.211	**42**	**612**	**-**	**-**	**-**	**2.865**	**3.428**	**-**	**-**	**3.428**	**27**	**3**	**30**	**56**	**3.514**	**155**	**71**	**9**	**123**	
1.511	713	713	713	-	-	**3.650**	1.027	-	-	1.027	-	-	-	-	**1.027**	68	-	-	**35**	
6.702	3.368	5.446	4.516	3.975	3.167	**27.174**	3.285	629	-	3.914	-	-	-	-	**3.914**	58	-	-	**25**	
779	-	-	-	-	-	**779**	5.100	41	-	5.141	-	-	-	-	**5.141**	660			**660**	
22.267	11.290	8.812	8.904	9.297	9.673	**70.243**	24.035	641	-	24.676	-	-	-	-	**24.676**	111	-	-	**58**	
1.385	-	-	-	-	-	**1.385**	1.113	252	2	1.367	-	-	-	-	**1.367**	99			**99**	
32.644	**15.371**	**14.971**	**14.133**	**13.272**	**12.840**	**103.231**	**34.560**	**1.563**	**2**	**36.125**	**-**	**-**	**-**	**-**	**36.125**	**111**	**-**	**-**	**57**	
6.144	-	-	-	-	-	**6.144**	5.614	3.684	-	9.298	-	-	-	-	**9.298**	151			**151**	
85.393	411	1.044	560	295	248	**87.951**	93.596	7.176	2.589	103.361	-	-	-	-	**103.361**	121	-	-	**119**	
11.341	368	298	308	288	313	**12.916**	11.893	-	-4.189	7.704	-	-	-	-	**7.704**	68	-	-	**64**	
6.974	-	-	-	-	-	**6.974**	5.222	7.197	-	12.419	-	-	-	-	**12.419**	178			**178**	
419	-	-	-	-	-	**419**	437	106	-	543	-	-	-	-	**543**	130			**130**	
110.271	**779**	**1.342**	**868**	**583**	**561**	**114.404**	**116.762**	**18.163**	**-1.600**	**133.325**	**-**	**-**	**-**	**-**	**133.325**	**121**	**-**	**-**	**119**	
23.885	5.661	7.163	17.159	5.984	3.958	**63.810**	13.649	7.757	734	22.140	-	-	-	-	**22.140**	93	-	-	**60**	
6.765	-	-	-	-	-	**6.765**	7.590	-	-	7.590	-	-	-	-	**7.590**	112			**112**	
-	-	-	-	-	-	**-**	-	-	-	-	-	-	-	-	**-**					
30.650	**5.661**	**7.163**	**17.159**	**5.984**	**3.958**	**70.575**	**21.239**	**7.757**	**734**	**29.730**	**-**	**-**	**-**	**-**	**29.730**	**97**	**-**	**-**	**68**	
2.048	-	-	-	-	-	**2.048**	2.225	477	-	2.702	-	-	-	-	**2.702**	132			**132**	
2.048	**-**	**-**	**-**	**-**	**-**	**2.048**	**2.225**	**477**	**-**	**2.702**	**-**	**-**	**-**	**-**	**2.702**	**132**			**132**	
623	-	-	-	-	-	**623**	625	-	-	625	-	-	-	-	**625**	100			**100**	
58	-	-	-	-	-	**58**	1.145	-	-976	169	-	-	-	-	**169**	291			**291**	
681	**-**	**-**	**-**	**-**	**-**	**681**	**1.770**	**-**	**-976**	**794**	**-**	**-**	**-**	**-**	**794**	**117**			**117**	
176.294	**21.811**	**23.476**	**32.160**	**19.839**	**17.359**	**290.939**	**176.556**	**27.960**	**-1.840**	**202.676**	**-**	**-**	**-**	**-**	**202.676**	**115**	**-**	**-**	**91**	
213.269	**185.873**	**189.504**	**202.804**	**196.693**	**223.923**	**1.212.066**	**190.407**	**42.669**	**-453**	**232.623**	**141.726**	**49.726**	**191.452**	**249.224**	**673.299**	**109**	**103**	**132**	**114**	

Net-to-Gross Adjustment - Energy

Forecasted (%)							Verified (%)									Comparison (%)			
2015	2016	2017	2018	2019	2020	Total	2015 Verified 2015 Results	2016 Verified 2015 Results Adjustments	2017 Verified 2015 Results Adjustments	Total Verified 2015 Results	2016 Verified 2016 Results	2017 Verified 2016 Results Adjustments	Total Verified 2016 Results	2017 Verified 2017 Results	Total	Total Verified 2015 Results	Total Verified 2016 Results	2017 Verified 2017 Results	Total
156	128	128	142	144	143		162	162		162	140	142	140	129		7	12	2	
		74	73	78	76									133				59	
59	68	59	66	64	63		56	56		56	70	70	70	78		-3	2	19	
59	61	53	52	52	52			83	50	54	81	78	80	81		-5	19	29	
100	100	100	100	100	100		100	100		100	100	100	100	100		-	0	0	
91	87	88	87	87	88		98	90	98	91	69	69	69	94		0	-18	7	
76	79	77	77	76	77		76	78	85	79	82	83	82	88		3	3	12	
92	94	88	88	89	90						93	93	93	94			-1	6	
68	54	62	54	56	57			53	56	54	64	71	67	57		-14	13	-5	
	100	98	99	98	99							100	100	55			0	-43	
	87	94	95	96	97									100				7	
75	82	84	84	86	79				100	100	87	91	91	95		25	9	11	
80	83	84	83	83	84						86	86	86	72			3	-12	
100	100	95	100	100	100														
75	73							75	80	77	71	80	73	82		2	0		
	86										81	97	89				4		
	75	75	75	75	75														
		91	92	93	93						87		87	101				10	
												100	100	100					
	100	100	100	100	100									100				-	
		70	70	70	70														
		82	85	89	86									171				88	
		90	90	90	90														
		82	82	82	82									100				18	
	90	90	90	90	90						100	100	100	101			10	11	
		80	80	80	80														
	100	100	99	99	99							93	93	82			-7	-18	
		80	100	100	100						100	100	100						
												100	100						
		100	100	100	100									175				75	
100					100				100	100						-			
		90																	
	100										100		100				-		
			100																
	100	100	99	99	99									100				-	
	95	95	95	95	95									90				-5	
		90																	
	100										100		100				-		
	100							100		100									
											93		93						
	100										104		104				4		
	77											100	100				23		
	71		71	71	71						122		122				51		
											71		71						
		100										90	90	90				-10	
	95										100		100				5		
														100					
	97										97		97				-0		
		100	100	100	100														
		100	100	100	100									75				-25	
		100	100	100	100									89				-11	
98																			
	87	78	96	100	100														
		100	74	74	79														
		100												100				-	
64							64			64						-			
	15										9		9				-6		
100							100			100						-			
											86	86	86	65					
100	100	100																	
98							99			99						1			
100							100			100						-			
49	47	47	47				47			47						-2			
153	102	103	100	100	100		164	164		164						11			
167							164	165		164						-2			
52	50	49	48	48	48		51	49		50						-1			
52							49	50	49	50						-3			
92							89	88		89						-3			
78	79	79	79	80	80		77	72	87	77						-2			
89	94	94	94	94	94		89		88	89						-0			
55							54	55		55						-1			
95		95	95	95	95		95	95		95						-0			
87	100	100	100	100	100		80	79	93	80						-7			
76							75	86		75						-1			
		100	100	100	100		100			100									
100							100	100		100						-			
100							100			100						-			
81							75		75	76						-5			

Net-to-Gross Adjustment - Energy

Net-to-Gross Adjustment - Peak Demand

Forecasted (%)							Verified (%)									Comparison (%)			
2015	2016	2017	2018	2019	2020	Total	2015 Verified 2015 Results	2016 Verified 2015 Results Adjustments	2017 Verified 2015 Results Adjustments	Total Verified 2015 Results	2016 Verified 2016 Results	2017 Verified 2016 Results Adjustments	Total Verified 2016 Results	2017 Verified 2017 Results	Total	Total Verified 2015 Results	Total Verified 2016 Results	2017 Verified 2017 Results	Total
156	131	130	143	145	144		162	162		162	140	142	140	129		7	9	-1	
		69	70	76	78									135				66	
59	64	53	57	57	57		56	56		56	72	72	72	81		-3	8	28	
57	61	54	53	53	53			83	48	61	79	73	78	80		3	16	26	
100	100	100	100	100	100		100	100		100	100	100	100	100		-	-	0	
90	87	88	88	88	88		100	90	97	91	68	69	69	94		1	-19	6	
76	80	77	76	76	77		75	77	77	77	84	84	84	95		1	4	18	
90	91	81	81	83	86						92	92	92	94			1	12	
67	58	59	55	57	58			54	56	55	64	64	64	57		-12	6	-2	
	99	96	97	97	97							100	100	55			1	-41	
	87	93	95	96	96									119				26	
75	81	85	86	88	79						86	86	86	94			5	9	
85	85	85	85	85	85						86	86	86	72			1	-14	
100	100	94	100	100	100														
75	73							75	83	77	69	83	74	83		3	2		
	90										80	98	89				-2		
	76	75	75	75	75														
			100	100	100						87		87	119					
												100	100	100					
	100	100	100	100	100									100				-	
		70	70	70	70														
		77	79	85	84									171				93	
		90	90	90	90														
		82	82	82	82									100				18	
	89	90	90	90	90						100	100	100	121			11	31	
		80	80	80	80														
	100	100	99	99	99							94	94	93			-6	-7	
		51	100	100	100						100	100	100						
												100	100						
		100	100	100	100														
100									100	100						-			
		90																	
	100										100		100				-		
			100																
			80	81	81									100					
	95	95	95	95	95									92				-2	
		90																	
	100										100		100				-		
	100							100		100									
											94		94						
											105		105						
	93											100	100				7		
	71		71	71	71						226		226				155		
											73		73						
												92	92	91					
	95										1,531		1,531				1,436		
														100					
	97										97		97				0		
		100	100	100	100														
		100												90				-10	
	82	76	94	100	100														
			61	61	75														
		100																	
	-										12		12				12		
100							100			100						-			
											100	100	100	66					
100	100	100																	
99							99			99						0			
100							100			100						-			
46	47	47	47				46			46						-1			
162	102	102	100	100	100		164	164		164						2			
167							164	164		164						-3			
50	52	51	51	51	51		51	49		51						1			
55							49	50	50	49						-6			
92							89	88		89						-3			
77	76	80	80	80	81		76	71	90	76						-1			
87	94	94	94	94	94		87		87	87						-0			
58							54	55		55						-4			
92		-	-	-	-		92	92		92						-0			
88	100	100	100	100	100		80	74	93	78						-10			
82							81			81						-1			
100							100	100		100						-			
100							100			100						-			
87							75		75	79						-8			

Realization Rate - Energy									Realization Rate - Energy
Verified (%)									
2015 Verified 2015 Results	2016 Verified 2015 Results Adjustments	2017 Verified 2015 Results Adjustments	Total Verified 2015 Results	2016 Verified 2016 Results	2017 Verified 2016 Results Adjustments	Total Verified 2016 Results	2017 Verified 2017 Results	Total	
100	100		100	167	176	168	275		
							88		
100	119		102	112	112	112	107		
	14	100	56	20	18	19	23		
94	107		97	72	86	75	54		
100		100	749		100	203	100		
96	98	99	98	93	95	94	102		
				68	2,610	90	87		
	94	84	90	115	115	115	110		
					100	100	100		
							69		
		100	100	110	100	100	107		
				98	98	98	94		
	94	102	97	102	103	102	103		
				101	99	100			
				61		61	65		
					93	93	79		
							48		
							35		
							100		
				109	109	109	114		
				31	31	31			
					87	87			
							37		
		48	48						
				54		54			
							87		
							92		
				104		104			
	109		109						
				52		52			
				54		54			
					19	19			
				24		24			
				103		103			
					66	66	66		
				83		83			
							55		
				130		130			
							100		
							70		
23			23						
				247		247			
100			100						
				73	72	72	118		
100			100						
107			107						
100			100						
100	103		101						
100	96		100						
100	119		100						
76	97	100	84						
100			166						
99	97	88	99						
71			46						
98	98		98						
100	100		100						
100	100	105	100						
101	97		101						
100			100						
87	97		88						
75			75						
87		98	76						

Realization Rate - Peak Demand									Realization Rate - Peak Demand
Verified (%)									
2015 Verified 2015 Results	2016 Verified 2015 Results Adjustments	2017 Verified 2015 Results Adjustments	Total Verified 2015 Results	2016 Verified 2016 Results	2017 Verified 2016 Results Adjustments	Total Verified 2016 Results	2017 Verified 2017 Results	Total	
100	99		100	164	178	165	282		
							88		
100	204		106	108	108	108	72		
	78	122	102	89	73	85	168		
97	100		98	18	12	17	15		
100		100	749		100	203	100		
81	85	73	83	89	86	88	108		
				48	1,597	64	67		
	86	98	90	112	115	113	106		
					77	77	99		
							63		
				97	102	102	-205		
				93	94	93	111		
	99	107	102	92	108	97	109		
				103	104	103			
				61		61	61		
					20	20	13		
							9		
							6		
							83		
				85	88	86	104		
				11	21	16			
					225	225			
				14		14			
							91		
							118		
	85		85						
				9		9			
				129		129			
					52	52			
				49		49			
				148		148			
					48	48	47		
				5		5			
							23		
				130		130			
				243		243			
100			100						
				42	38	41	82		
100			100						
100			100						
100	32		75						
100	147		100						
100	206		101						
187	79	100	149						
100			166						
90	94	71	89						
59			38						
92	96		94						
137	137		137						
94	99	73	95						
115			115						
-			-						
95	100		96						
84			84						
72		96	28						

Gross Incremental First Year Energy Savings																							
Forecasted (kWh)							Verified (kWh)												Progress (%)				Gross Incremental First Year Energy Savings
2015	2016	2017	2018	2019	2020	Total	2015 Verified 2015 Results	2016 Verified 2015 Results Adjustments	2017 Verified 2015 Results Adjustments	Total Verified 2015 Results	2016 Verified 2016 Results	2017 Verified 2016 Results Adjustments	Total Verified 2016 Results	2017 Verified 2017 Results	Total	Total Verified 2015 Results	Total Verified 2016 Results	2017 Verified 2017 Results	Total				
25.201.786	138.894.384	74.748.562	24.165.832	22.212.143	18.392.021	303.614.728	19.373.413	2.792.208	-	22.165.621	305.313.062	35.078.081	340.391.143	403.437.234	765.993.99	88	245	540	321				
-	-	21.683.168	37.619.841	6.701.542	4.814.430	70.818.981	-	-	-	-	-	-	-	332.141.491	332.141.491			1.532	1.532				
21.227.776	50.773.375	59.492.171	39.893.908	32.509.308	30.911.289	234.907.827	18.146.542	2.453.325	-	20.599.867	108.212.762	1.058.354	109.271.116	87.439.371	217.310.354	97	215	147	165				
1,193,780	5,719,030	15,959,280	16,180,846	16,614,437	16,082,461	71,749,834	-	84,676	574,544	659,220	2,001,097	510,909	2,512,006	2,153,447	5,324,673	55	44	13	23				
2.354.851	6.839.822	8.731.670	7.162.451	7.002.786	6.748.178	38.839.758	1.145.792	284.282	-	1.430.074	7.590.437	1.646.201	9.236.638	8.240.971	18.907.683	61	135	94	105				
49,978,193	202,226,611	180,614,851	125,022,878	85,040,216	76,948,379	719,831,128	38,665,747	5,614,491	574,544	44,854,782	423,117,358	38,293,545	461,410,903	833,412,514	1,339,678,19	90	228	461	310				
4,608,406	15,879,624	24,785,464	24,655,416	24,572,448	22,222,212	116,723,570	165,936	2,224,941	177,102	2,567,979	4,079,589	3,964,671	8,044,260	24,223,674	34,835,91	56	51	98	77				
143.112.220	853.458.113	614.396.367	446.097.163	415.439.591	406.254.547	2.878.758.001	25.397.914	113.037.820	34.400.965	172.836.699	654.772.218	215.638.281	870.410.499	720.261.137	1.763.508.33	121	102	117	109				
3,702,168	11,413,524	57,536,587	57,101,960	42,390,045	37,358,613	209,502,857	-	-	-	-	14,862,461	4,784,990	19,647,451	54,572,858	74,220,30	-	172	95	102				
4.898.894	63.811.058	44.355.660	22.978.472	25.985.978	25.353.260	187.383.322	-	898.778	644.789	1.543.567	29.246.403	17.005.603	46.252.006	82.778.399	130.573.97	32	72	187	115				
-	1,605,383	4,157,699	3,116,375	3,286,711	3,202,223	15,368,391	-	-	-	-	-	730,126	730,126	1,607,081	2,337,207		45	39	41				
-	1.346.086	16.714.994	18.198.809	15.267.872	12.447.185	63.974.946	-	-	-	-	-	-	-	5.193.707	5.193.707		-	31	29				
36,908,171	76,324,888	165,618,528	196,857,063	264,421,148	180,968,374	921,098,172	-	-	17,265,066	17,265,066	895,441	56,788,672	57,684,113	16,014,669	90,963,84	47	76	10	33				
7,284,408	26,422,813	26,066,750	27,958,803	28,433,903	28,856,769	145,023,446	-	-	-	-	19,026,230	12,026,586	31,052,816	29,476,261	60,529,07	-	118	113	101				
1,481,500	1,809,500	7,460,091	2,629,667	2,218,478	2,531,896	18,131,132	-	-	-	-	-	-	-	-	-			-	-				
6.028.907	129.194.797	-	-	-	-	135.223.704	-	2.300.789	1.577.242	3.878.031	58.187.371	22.695.491	80.882.862	23.791.318	108.552.211	64	63		80				
-	29,699,422	-	-	-	-	29,699,422	-	-	-	-	13,469,502	13,565,465	27,034,967	-	27,034,967		91		91				
208,024,674	1,210,965,208	961,092,140	799,593,728	822,016,174	719,195,079	4,720,887,003	25,563,850	118,462,328	54,065,164	198,091,342	794,539,215	347,199,885	1,141,739,100	957,919,104	2,297,749,54	95	94	100	97				
-	242.553	1.165.000	1.165.000	1.165.000	1.165.000	4.902.553	-	-	-	-	-	-	-	-	-		-	-	-				
-	-	516,000	2,597,260	1,869,940	1,671,280	6,654,480	-	-	-	-	1,344,706	-	1,344,706	5,516,771	6,861,47			1,069	1,330				
-	-	-	-	-	-	-	-	-	-	-	-	432,145	432,145	248,138	680,28								
-	-	-	-	-	-	-	-	-	-	-	-	-	-	-	-								
-	1.533.750	2.787.335	1.600.365	1.892.800	1.667.850	9.482.100	-	-	-	-	-	-	-	3.328.257	3.328.257		-	119	77				
-	-	6,572,491	8,792,677	10,972,025	10,972,025	37,309,218	-	-	-	-	-	-	-	-	-			-	-				
-	-	3.852.758	3.285.278	1.052.188	651.900	8.842.124	-	-	-	-	-	-	-	957.269	957.269			25	25				
-	-	5,759,800	23,979,070	33,978,856	45,340,049	109,057,775	-	-	-	-	-	-	-	-	-			-	-				
-		9.600.831	9.938.970	9.866.952	9.597.188	39.003.941	-	-	-	-	-	-	-	5.957.126	5.957.126			62	62				
-	563,885	9,473,266	5,920,791	4,736,633	2,368,316	23,062,891	-	-	-	-	834,022	154,237	988,259	15,790,060	16,778,31		175	167	167				
-	-	2,617,653	9,161,784	9,161,784	5,235,305	26,176,526	-	-	-	-	-	-	-	-	-			-	-				
-	51,435,879	104,273,242	111,992,158	127,609,284	132,248,163	527,558,726	-	-	-	-	-	56,263,584	56,263,584	136,755,626	193,019,210		109	131	124				
-	53,776,067	146,618,376	178,433,353	202,305,462	210,917,076	792,050,334	-	-	-	-	2,178,728	56,849,966	59,028,694	168,553,247	227,581,94		110	115	114				
-	-	1.746.425	910.594	910.594	728.475	4.296.088	-	-	-	-	205.088	203.083	408.171	-	408.171			-	23				
-	-	-	-	-	-	-	-	-	-	-	-	117,155	117,155	-	117,15								
-	-	1.614.988	1.635.045	1.460.702	1.460.702	6.171.437	-	-	-	-	-	-	-	458.171	458.17			28	28				
-	-	-	-	-	-	-	-	-	-	-	-	-	-	-	-								
187.000	-	-	-	-	1.092.825	1.279.825	-	-	90.118	90.118	-	-	-	-	90.118	48			48				
-	-	3,943,734	-	-	-	3,943,734	-	-	-	-	-	-	-	-	-			-	-				
-	1.308.000	-	-	-	-	1.308.000	-	-	-	-	1.145.480	-	1.145.480	-	1.145.48		88		88				
-		-	1.781.855	-	-	1.781.855	-	-	-	-	-	-	-	-	-								
-	903,431	1,256,600	472,520	945,039	945,039	4,522,629	-	-	-	-	-	-	-	374,487	374,487		-	30	17				
-	1,093,750	1,093,750	1,531,250	1,531,250	1,531,250	6,781,250	-	-	-	-	-	-	-	65,795	65,795		-	6	1				
-		1,560,000	-	-	-	1,560,000	-	-	-	-	-	-	-	-	-			-	-				
-	2,500,000	-	-	-	-	2,500,000	-	-	-	-	2,864,454	-	2,864,454	-	2,864,454		115		115				
-	616,360	-	-	-	-	616,360	-	667,979	-	667,979	-	-	-	-	667,979		-		108				
-		-	-	-	-	-	-	-	-	-	443,530	-	443,530	-	443,53								
-	592,703	-	-	-	-	592,703	-	-	-	-	334,435	-	334,435	-	334,435		56		56				
-	4,403,700	-	-	-	-	4,403,700	-	-	-	-	-	157,963	157,963	-	157,963		4		4				
-	3,588,200	-	3,588,200	2,330,000	1,398,000	10,904,400	-	-	-	-	1,539,807	-	1,539,807	-	1,539,807		43		43				
-	-	-	-	-	-	-	-	-	-	-	524,034	-	524,034	-	524,034								
-		199,500	-	-	-	199,500	-	-	-	-	-	66,686	66,686	895,776	962,46			449	482				
-	209,850	-	-	-	-	209,850	-	-	-	-	178,202	-	178,202	-	178,20		85		85				
-	-	-	-	-	-	-	-	-	-	-	-	-	-	373,136	373,13								
-	3,363,113	-	-	-	-	3,363,113	-	-	-	-	7,034,431	-	7,034,431	-	7,034,431		209		209				
187,000	18,575,107	11,414,997	9,919,464	7,177,585	7,156,291	54,434,444	-	667,979	90,118	758,097	14,269,461	544,887	14,814,348	2,167,365	17,739,81	405	80	19	59				
-	-	2,000	2,000	2,000	2,000	8,000	-	-	-	-	-	-	-	-	-			-	-				
-	-	3,000	1,241,600	4,000	4,000	1,252,600	-	-	-	-	-	-	-	10,561,702	10,561,70			352,057	352,057				
-	-	1,425,852	2,000	2,000	2,000	1,431,852	-	-	-	-	-	-	-	7,376,304	7,376,30			517	517				
-	-	1,430,852	1,245,600	8,000	8,000	2,692,452	-	-	-	-	-	-	-	17,938,006	17,938,00			1,254	1,254				
8,746,466	-	-	-	-	-	8,746,466	-	-	-	-	-	-	-	-	-	-			-				
-	-	-	-	-	-	-	-	-	-	-	-	-	-	-	-								
-	-	-	-	-	-	-	-	-	-	-	-	-	-	-	-								
8,746,466	-	-	-	-	-	8,746,466	-	-	-	-	-	-	-	-	-	-			-				
-	1.163.888	7.987.059	43.632.662	39.733.381	37.906.628	130.423.618	-	-	-	-	-	-	-	-	-		-	-	-				
-	-	736,000	34.571.572	34.869.743	209.269.719	279.447.034	-	-	-	-	-	-	-	-	-			-	-				
-	1.163.888	8.723.059	78.204.234	74.603.124	247.176.347	409.870.652	-	-	-	-	-	-	-	-	-		-	-	-				
266,936,333	1,486,710,881	1,309,894,275	1,192,419,257	1,191,150,561	1,261,401,172	6,708,512,479	64,229,597	124,744,798	54,729,826	243,704,221	1,234,104,762	442,888,283	1,676,993,045	1,979,990,236	3,900,687,50	91	113	151	127				
-	-	3.000.000	-	-	-	3.000.000	-	-	-	-	-	-	-	1.274.792	1.274.79			42	42				
516,430	-	-	-	-	-	516,430	516,430	-	-	516,430	-	-	-	-	516,43	100			100				
-	30.513	-	-	-	-	30.513	-	-	-	-	640.394	-	640.394	-	640.394		2.099		2.099				
1,085,006	-	-	-	-	-	1,085,006	8,311,388	-	-	8,311,388	-	-	-	-	8,311,38	766			766				
-	-	-	-	-	-	-	-	-	-	-	219,122	24,167	243,289	558,590	801,879								
6,392,465	94,400	94,400	-	-	-	6,581,265	-	-	-	-	-	-	-	-	-	-	-	-	-				
3,028,100	-	-	-	-	-	3,028,100	17,572,400	-	-	17,572,400	-	-	-	-	17,572,40	580			580				
11,772,873	-	-	-	-	-	11,772,873	11,772,874	-	-	11,772,874	-	-	-	-	11,772,87	100			100				
22.794.874	124.913	3.094.400	-	-	-	26.014.187	38.173.092	-	-	38.173.092	859.516	24.167	883.683	1.833.382	40.890.157	167	707	59	157				
11,648,142	1,563,411	1,563,411	1,563,411	-	-	16,338,375	13,310,542	-	-	13,310,542	-	-	-	-	13,310,54	114	-	-	90				
65,628,413	46,218,096	48,723,194	37,984,483	36,390,899	32,549,364	267,494,449	30,609,961	5,895,537	-	36,505,498	-	-	-	-	36,505,49	56	-	-	23				
6,491,080	-	-	-	-	-	6,491,080	45,290,557	384,989	-	45,675,546	-	-	-	-	45,675,54	704			704				
81,057,113	32,790,531	32,058,474	31,000,880	32,109,431	33,000,272	242,016,701	90,971,430	2,509,768	-	93,481,198	-	-	-	-	93,481,19	115	-	-	39				
17,911,425	-	-	-	-	-	17,911,425	12,752,074	9,199,274	92,535	22,043,883	-	-	-	-	22,043,883	123			123				
182,736,173	80,572,038	82,345,079	70,548,774	68,500,330	65,549,636	550,252,030	192,934,564	17,989,568	92,535	211,016,667	-	-	-	-	211,016,667	115	-	-	61				
33,348,786	-	-	-	-	-	33,348,786	29,536,555	19,603,614	-	49,140,169	-	-	-	-	49,140,16	147			147				
751,208,266	4,898,150	7,688,655	4,231,276	2,306,239	1,959,732	772,292,318	851,918,970	64,928,682	21,762,853	938,610,505	-	-	-	-	938,610,50	125	-	-	123				
53,387,075	1,501,047	1,092,069	1,130,387	1,053,751	1,185,692	59,350,021	56,889,848	-	-19,413,641	37,476,207	-	-	-	-	37,476,207	70	-	-	67				
44,593,275	-	-	-	-	-	44,593,275	40,729,120	49,445,048	-	90,174,168	-	-	-	-	90,174,16	202			202				
938,550	-	1,054	1,054	1,054	1,054	942,766	999,323	333,241	-	1,332,564	-	-	-	-	1,332,564	142		-	142				
883,475,952	6,399,197	8,781,778	5,362,717	3,361,044	3,146,478	910,527,166	980,073,816	134,310,585	2,349,212	1,116,733,613	-	-	-	-	1,116,733,613	126	-	-	124				
241.571.121	42.393.120	46.382.500	144.488.660	44.278.840	28.142.340	547.256.581	152.701.395	180.247.159	9.690.912	342.639.466	-	-	-	-	342.639.46	142	-	-	104				
38,201,654	-	-	-	-	-	38,201,654	47,779,097	145,717	-	47,924,814	-	-	-	-	47,924,81	125			125				
-	-	3,423,500	3,423,500	3,423,500	3,423,500	13,694,000	1,369,000	-	-	1,369,000	-	-	-	-	1,369,00			-	40				
279,772,775	42,393,120	49,806,000	147,912,160	47,702,340	31,565,840	599,152,235	201,849,492	180,392,876	9,690,912	391,933,280	-	-	-	-	391,933,28	140	-	-	105				
13,027,912	-	-	-	-	-	13,027,912	14,906,764	1,722,061	-	16,628,825	-	-	-	-	16,628,82	128			128				
13,027,912	-	-	-	-	-	13,027,912	14,906,764	1,722,061	-	16,628,825	-	-	-	-	16,628,82	128			128				
3,589,633	-	-	-	-	-	3,589,633	3,627,223	-	-	3,627,223	-	-	-	-	3,627,22	101			101				
1,248,569	-	-	-	-	-	1,248,569	21,581,829	-	-11,660,800	9,921,029	-	-	-	-	9,921,02	795			795				
4,838,202	-	-	-	-	-	4,838,202	25,209,052	-	-11,660,800	13,548,252	-	-	-	-	13,548,252	280			280				
1,363,851,014	129,364,355	140,932,857	223,823,651	119,563,714	100,261,954	2,077,797,545	1,414,973,688	334,415,090	471,889	1,749,860,637	-	-	-	-	1,749,860,63	128	-	-	107				
1,653,582,221	1,616,200,149	1,453,921,532	1,416,242,908	1,310,714,275	1,361,663,126	8,812,324,211	1,517,376,377	459,159,888	55,201,685	2,031,737,950	1,234,964,278	442,912,450	1,677,876,728	1,981,823,618	5,691,438,29	123	104	136	120				

Gross Incremental First Year Peak Demand Savings																								
Forecasted (kW)							Verified (kW)									Progress (%)				Gross Incremental First Year Peak Demand Savings	Savings Group
2015	2016	2017	2018	2019	2020	Total	2015 Verified 2015 Results	2016 Verified 2015 Results Adjustments	2017 Verified 2015 Results Adjustments	Total Verified 2015 Results	2016 Verified 2016 Results	2017 Verified 2016 Results Adjustments	Total Verified 2016 Results	2017 Verified 2017 Results	Total	Total Verified 2015 Results	Total Verified 2016 Results	Total Verified 2017 Results	Total		
1.643	8.395	5.344	1.629	1.517	1.273	19.801	1.247	183	-	1.430	19.852	2.234	22.086	27.948	51.464	87	263	523	335		
-	-	1.205	2.230	477	420	4.332	-	-	-	-	-	-	-	22.501	22.501			1.867	1.867		
11.237	16.371	15.688	11.011	10.360	10.203	74.870	9.482	1.260	-	10.742	31.230	307	31.537	23.647	65.926	96	193	151	152		
237	1.282	2.660	2.731	2.844	2.720	12.474	-	18	33	51	451	116	567	607	1.225	22	44	23	29		
1.261	4.275	4.751	3.747	3.685	3.637	21.356	213	39	-	252	827	132	959	1.197	2.408	20	22	25	23		
14.378	30.323	29.648	21.348	18.883	18.253	132.833	10.942	1.500	33	12.475	52.360	2.789	55.149	75.900	143.524	87	182	256	193		
932	2.254	4.096	4.058	4.040	3.673	19.053	35	474	38	547	533	518	1.051	1.076	2.674	59	47	26	37		
22.100	114.927	91.392	67.683	65.564	65.453	427.119	3.752	16.562	1.376	21.690	85.826	31.406	117.232	108.779	247.701	98	102	119	108		
799	1.791	10.432	10.237	8.353	7.191	38.803	-	-	-	-	2.853	974	3.827	11.469	15.296	-	214	110	117		
1.402	11.821	9.152	5.738	6.224	6.197	40.534	-	178	106	284	8.870	3.437	12.307	13.944	26.539	20	104	152	116		
-	650	1.156	842	925	885	4.458	-	-	-	-	-	83	83	146	229		13	13	13		
-	182	2.105	2.197	1.827	1.481	7.792	-	-	-	-	-	-	-	616	616		-	29	27		
4.007	6.342	24.107	24.913	35.514	21.599	116.482	-	-	-	-	71	5.469	5.540	2.814	8.354	-	87	12	24		
1.250	3.390	3.236	3.652	3.765	3.859	19.152	-	-	-	-	1.756	2.071	3.827	3.979	7.806	-	113	123	99		
149	136	648	80	106	71	1.190	-	-	-	-	-	-	-	-	-	-	-	-	-		
870	15.147	-	-	-	-	16.017	-	457	252	709	6.140	3.470	9.610	3.732	14.051	81	63		88		
-	3.807	-	-	-	-	3.807	-	-	-	-	2.002	1.933	3.935	-	3.935		103		103		
31.509	160.447	146.324	119.400	126.318	110.409	694.407	3.787	17.671	1.772	23.230	108.051	49.361	157.412	146.555	327.197	74	98	100	97		
-	58	280	280	280	280	1.178	-	-	-	-	-	-	-	-	-		-	-	-		
-	-	-	24	12	6	42	-	-	-	-	183	-	183	611	794						
-	-	-	-	-	-	-	-	-	-	-	-	10	10	2	12						
-	-	-	-	-	-	-	-	-	-	-	-	-	-	-	-						
-	296	537	308	365	321	1.827	-	-	-	-	-	-	-	277	277		-	52	33		
-	-	2.191	2.931	3.657	3.657	12.436	-	-	-	-	-	-	-	-	-			-	-		
-	-	754	628	345	233	1.960	-	-	-	-	-	-	-	150	150			20	20		
-	-	695	2.892	4.099	5.469	13.155	-	-	-	-	-	-	-	-	-			-	-		
-	-	4.997	4.997	4.997	4.911	19.902	-	-	-	-	-	-	-	1.140	1.140			23	23		
-	65	1.089	681	544	272	2.651	-	-	-	-	75	14	89	1.675	1.764		137	154	153		
-	-	780	2.730	2.730	1.560	7.800	-	-	-	-	-	-	-	-	-			-	-		
-	9.857	15.819	20.866	23.173	23.451	93.166	-	-	-	-	-	5.199	5.199	25.776	30.975		53	163	121		
-	10.276	27.142	36.337	40.202	40.160	154.117	-	-	-	-	258	5.223	5.481	29.631	35.112		53	109	94		
-	-	284	17	17	14	332	-	-	-	-	4	8	12	-	12			-	4		
-	-	-	-	-	-	-	-	-	-	-	-	18	18	-	18						
-	-	3	3	4	4	14	-	-	-	-	-	-	-	-	-			-	-		
-	-	-	-	-	-	-	-	-	-	-	-	-	-	-	-						
15	-	-	-	-	-	15	-	-	12	12	-	-	-	-	12	80			80		
-	-	470	-	-	-	470	-	-	-	-	-	-	-	-	-			-	-		
-	160	-	-	-	-	160	-	-	-	-	36	-	36	-	36		23		23		
-	-	-	208	-	-	208	-	-	-	-	-	-	-	-	-						
-	-	-	66	132	132	330	-	-	-	-	-	-	-	59	59						
-	132	132	185	185	185	819	-	-	-	-	-	-	-	13	13		-	10	5		
-	-	143	-	-	-	143	-	-	-	-	-	-	-	-	-			-	-		
-	411	-	-	-	-	411	-	-	-	-	2	-	2	-	2		0		0		
-	70	-	-	-	-	70	-	68	-	68	-	-	-	-	68		-		97		
-	-	-	-	-	-	-	-	-	-	-	31	-	31	-	31						
-	-	-	-	-	-	-	-	-	-	-	22	-	22	-	22						
-	251	-	-	-	-	251	-	-	-	-	-	32	32	-	32		13		13		
-	282	-	282	183	110	857	-	-	-	-	366	-	366	-	366		130		130		
-	-	-	-	-	-	-	-	-	-	-	37	-	37	-	37						
-	-	-	-	-	-	-	-	-	-	-	-	12	12	160	172						
-	125	-	-	-	-	125	-	-	-	-	13	-	13	-	13		10		10		
-	-	-	-	-	-	-	-	-	-	-	-	-	-	78	78						
-	211	-	-	-	-	211	-	-	-	-	442	-	442	-	442		209		209		
15	1.642	1.032	761	521	445	4.416	-	68	12	80	953	70	1.023	310	1.413	533	62	30	53		
-	-	-	-	-	-	-	-	-	-	-	-	-	-	-	-						
-	-	1	207	1	1	210	-	-	-	-	-	-	-	-	-			-	-		
-	-	157	-	-	-	157	-	-	-	-	-	-	-	1.035	1.035			659	659		
-	-	158	207	1	1	367	-	-	-	-	-	-	-	1.035	1.035			655	655		
-	-	-	-	-	-	-	-	-	-	-	-	-	-	-	-						
-	-	-	-	-	-	-	-	-	-	-	-	-	-	-	-						
-	-	-	-	-	-	-	-	-	-	-	-	-	-	-	-						
-	-	-	-	-	-	-	-	-	-	-	-	-	-	-	-						
-	212	3.555	15.772	12.306	12.654	44.499	-	-	-	-	-	-	-	-	-		-	-	-		
-	-	-	20.204	20.211	77.078	117.493	-	-	-	-	-	-	-	-	-						
-	212	3.555	35.976	32.517	89.732	161.992	-	-	-	-	-	-	-	-	-		-	-	-		
45.902	202.900	207.859	214.029	218.442	259.000	1.148.132	14.729	19.230	1.817	35.785	161.622	57.443	219.065	253.431	508.281	78	108	122	111		
-	-	570	-	-	-	570	-	-	-	-	-	-	-	-	-			-	-		
-	-	-	-	-	-	-	-	-	-	-	-	-	-	-	-						
-	3	-	-	-	-	3	-	-	-	-	73	-	73	-	73		2.433		2.433		
145	-	-	-	-	-	145	724	-	-	724	-	-	-	-	724	499			499		
-	-	-	-	-	-	-	-	-	-	-	18	3	21	85	106						
506	42	42	-	-	-	590	-	-	-	-	-	-	-	-	-	-	-	-	-		
510	-	-	-	-	-	510	1.661	-	-	1.661	-	-	-	-	1.661	326			326		
1.055	-	-	-	-	-	1.055	1.055	-	-	1.055	-	-	-	-	1.055	100			100		
2.216	45	612	-	-	-	2.873	3.440	-	-	3.440	91	3	94	85	3.619	155	209	14	126		
3.275	1.532	1.532	1.532	-	-	7.871	2.256	-	-	2.256	-	-	-	-	2.256	69	-	-	36		
4.129	3.302	5.343	4.518	3.977	3.168	24.437	2.000	383	-	2.383	-	-	-	-	2.383	58	-	-	19		
466	-	-	-	-	-	466	3.101	25	-	3.126	-	-	-	-	3.126	671			671		
44.879	21.883	17.337	17.490	18.253	18.979	138.821	47.546	1.295	-	48.841	-	-	-	-	48.841	109	-	-	58		
2.507	-	-	-	-	-	2.507	2.263	508	4	2.775	-	-	-	-	2.775	111			111		
55.256	26.717	24.212	23.540	22.230	22.147	174.102	57.166	2.211	4	59.381	-	-	-	-	59.381	107	-	-	56		
6.713	-	-	-	-	-	6.713	6.296	4.176	-	10.472	-	-	-	-	10.472	156			156		
110.663	540	1.297	700	367	307	113.874	122.480	10.059	2.869	135.408	-	-	-	-	135.408	122	-	-	120		
12.983	392	317	328	306	333	14.659	13.676	-	-4.828	8.848	-	-	-	-	8.848	68	-	-	65		
11.948	-	-	-	-	-	11.948	9.656	13.036	-	22.692	-	-	-	-	22.692	190			190		
455	-	1	1	1	1	459	475	115	-	590	-	-	-	-	590	130		-	129		
142.762	932	1.615	1.029	674	641	147.653	152.583	27.386	-1.959	178.010	-	-	-	-	178.010	125	-	-	123		
27.242	5.661	7.163	17.159	5.984	3.958	67.167	17.026	10.540	789	28.355	-	-	-	-	28.355	104	-	-	71		
8.245	-	-	-	-	-	8.245	9.370	-	-	9.370	-	-	-	-	9.370	114			114		
-	-	-	-	-	-	-	-	-	-	-	-	-	-	-	-						
35.487	5.661	7.163	17.159	5.984	3.958	75.412	26.396	10.540	789	37.725	-	-	-	-	37.725	106	-	-	78		
2.048	-	-	-	-	-	2.048	2.225	477	-	2.702	-	-	-	-	2.702	132			132		
2.048	-	-	-	-	-	2.048	2.225	477	-	2.702	-	-	-	-	2.702	132			132		
623	-	-	-	-	-	623	625	-	-	625	-	-	-	-	625	100			100		
67	-	-	-	-	-	67	1.517	-	-1.302	215	-	-	-	-	215	321			321		
690	-	-	-	-	-	690	2.142	-	-1.302	840	-	-	-	-	840	122			122		
236.243	33.310	32.990	41.728	28.888	26.746	399.905	240.512	40.614	-2.468	278.658	-	-	-	-	278.658	118	-	-	92		
284.361	236.255	241.461	255.757	247.330	285.746	1.550.910	258.681	59.853	-651	317.883	161.713	57.446	219.159	253.516	790.558	112	93	105	104		

Participant Incentive Spending

Forecasted ($)							Verified ($)									Progress (%)			
2015	2016	2017	2018	2019	2020	Total	2015 Verified 2015 Results	2016 Verified 2015 Results Adjustments	2017 Verified 2015 Results Adjustments	Total Verified 2015 Results	2016 Verified 2016 Results	2017 Verified 2016 Results Adjustments	Total Verified 2016 Results	2017 Verified 2017 Results	Total	Total Verified 2015 Results	Total Verified 2016 Results	2017 Verified 2017 Results	Total
3.592.959	16.695.644	18.087.454	4.655.809	4.314.425	3.408.324	**50.754.615**	3.845.994	-	-	3.845.994	27.891.182	-	27.891.182	67.929.128	**99.666.304**	107	167	376	**260**
-	-	2.219.364	3.734.670	1.091.461	892.363	**7.937.858**	-	-	-	-	-	-	-	15.235.796	**15.235.796**			686	**686**
3.301.165	18.952.591	16.320.239	12.341.624	10.538.463	10.052.110	**71.506.192**	6.213.250	-35.350	-	6.177.900	32.281.350	-	32.281.350	38.242.200	**76.701.450**	187	170	234	**199**
50,167	1,741,173	2,486,154	2,532,606	2,635,863	2,556,567	**12,002,530**	-	-	-	-	631,532	-	631,532	2,492,817	**3,124,349**	-	36	100	**73**
530.956	5.217.056	5.897.066	5.289.181	5.227.328	4.967.479	**27.129.066**	753.158	-	-	753.158	4.839.355	-	4.839.355	6.380.412	**11.972.925**	142	93	108	**103**
7,475,247	**42,606,464**	**45,010,277**	**28,553,890**	**23,807,540**	**21,876,843**	**169,330,261**	**10,812,402**	**-35,350**	**-**	**10,777,052**	**65,643,419**	**-**	**65,643,419**	**130,280,353**	**206,700,824**	**144**	**154**	**289**	**217**
42,693	1,326,241	1,775,780	1,792,649	1,787,649	1,473,399	**8,198,411**	6,420	-	-	6,420	543,115	-	543,115	2,213,346	**2,762,881**	15	41	125	**88**
6.129.194	84.953.759	74.223.424	55.544.898	49.350.340	48.501.543	**318.703.158**	2.662.418	-	-	2.662.418	56.156.230	-	56.156.230	81.242.263	**140.060.911**	43	66	109	**85**
-	2.578.089	12.555.404	11.764.795	8.554.112	7.677.319	**43.129.719**	-	-	-	-	2.034.251	-	2.034.251	7.360.941	**9.395.192**		79	59	**62**
336.193	11.888.870	5.590.918	3.747.929	4.116.318	4.127.949	**29.808.227**	-	-	-	-	1.424.439	-	1.424.439	6.222.187	**7.646.626**	-	12	111	**43**
-	347,839	850,810	660,810	683,135	674,686	**3,217,280**	-	-	-	-	66,640	-	66,640	145,336	**211,976**		19	17	**18**
-	380.275	3.882.276	4.271.361	3.483.133	2.727.706	**14.744.751**	-	-	-	-	-	-	-	2.806.910	**2.806.910**		-	72	**66**
847,441	9,727,104	29,674,565	36,554,150	49,947,358	26,874,958	**153,625,576**	16,893	-	-	16,893	2,742,147	-	2,742,147	9,929,021	**12,688,061**	2	28	33	**32**
-	3.477.014	5.507.297	6.109.229	6.320.844	6.548.358	**27.962.742**	-	-	-	-	1.405.066	-	1.405.066	4.490.224	**5.895.290**		40	82	**66**
-	107,500	756,852	320,352	244,352	281,852	**1,710,908**	-	-	-	-	31,816	-	31,816	150,000	**181,816**		30	20	**21**
946.699	9.181.235	-	-	-	-	**10.127.934**	-	-	-	-	272.373	-	272.373	10.431.933	**10.704.306**	-	3		**106**
-	5,243,894	-	-	-	-	**5,243,894**	-	-	-	-	-	-	-	-	**-**		-		**-**
8,302,220	**129,211,820**	**134,817,326**	**120,766,223**	**124,487,241**	**98,887,770**	**616,472,600**	**2,685,731**	**-**	**-**	**2,685,731**	**64,676,077**	**-**	**64,676,077**	**124,992,161**	**192,353,969**	**32**	**50**	**93**	**71**
-	52,050	250.000	250.000	250.000	250.000	**1.052.050**	-	-	-	-	-	-	-	344.300	**344.300**		-	138	**114**
-	-	154,800	756,362	541,682	483,842	**1,936,686**	-	-	-	-	136,783	-	136,783	-	**136,783**			-	**88**
-	-	-	-	-	-	**-**	-	-	-	-	-	-	-	376.753	**376.753**				
-	-	-	-	-	-	**-**	-	-	-	-	-	-	-	-	**-**				
-	1.125.000	2.044.500	1.295.500	1.510.000	1.345.000	**7.320.000**	-	-	-	-	-	-	-	2.559.691	**2.559.691**		-	125	**81**
-	-	1,323,573	1,768,750	2,208,769	2,208,769	**7,509,861**	-	-	-	-	-	-	-	-	**-**			-	**-**
-	-	179.160	215.170	78.368	44.967	**517.665**	-	-	-	-	-	-	-	129.578	**129.578**			72	**72**
-	-	2,487,187	2,683,816	1,606,269	1,417,733	**8,195,005**	-	-	-	-	-	-	-	3,863	**3,863**			0	**0**
-	-	2.216.324	2.458.049	2.406.574	2.286.974	**9.367.921**	-	-	-	-	-	-	-	717.600	**717.600**			32	**32**
-	104,527	1,756,060	1,097,537	878,030	439,015	**4,275,169**	-	-	-	-	-	-	-	1,748,774	**1,748,774**		-	100	**94**
-	-	1,163,357	4,071,749	4,071,749	2,326,714	**11,633,569**	-	-	-	-	-	-	-	-	**-**			-	**-**
-	-	-	-	-	-	**-**	-	-	-	-	-	-	-	120,000	**120,000**				
-	**1,281,577**	**11,574,961**	**14,596,933**	**13,551,441**	**10,803,014**	**51,807,926**	**-**	**-**	**-**	**-**	**136,783**	**-**	**136,783**	**6,000,559**	**6,137,342**		**11**	**52**	**48**
-	-	2.788.622	2.272.687	2.272.687	1.818.150	**9.152.146**	-	-	-	-	-	-	-	-	**-**			-	**-**
-	-	-	-	-	-	**-**	-	-	-	-	-	-	-	-	**-**				
-	-	47.099	47.719	42.589	42.569	**179.976**	-	-	-	-	-	-	-	-	**-**			-	**-**
-	-	-	-	-	-	**-**	-	-	-	-	-	-	-	-	**-**				
-	-	-	-	-	-	**-**	-	-	-	-	-	-	-	-	**-**				
-	-	-	-	-	-	**-**	-	-	-	-	-	-	-	-	**-**				
-	-	-	-	-	-	**-**	-	-	-	-	-	-	-	-	**-**				
-	-	-	-	-	-	**-**	-	-	-	-	-	-	-	-	**-**				
-	-	-	64,200	128,400	128,400	**321,000**	-	-	-	-	-	-	-	-	**-**				
-	-	150,000	210,000	210,000	210,000	**780,000**	-	-	-	-	-	-	-	-	**-**			-	**-**
-	-	-	-	-	-	**-**	-	-	-	-	-	-	-	-	**-**				
-	-	-	-	-	-	**-**	-	-	-	-	-	-	-	-	**-**				
-	-	-	-	-	-	**-**	-	-	-	-	-	-	-	-	**-**				
-	-	-	-	-	-	**-**	-	-	-	-	-	-	-	-	**-**				
-	-	-	-	-	-	**-**	-	-	-	-	-	-	-	-	**-**				
-	-	-	236,775	153,750	92,250	**482,775**	-	-	-	-	-	-	-	-	**-**				
-	-	-	-	-	-	**-**	-	-	-	-	-	-	-	-	**-**				
-	-	-	-	-	-	**-**	-	-	-	-	-	-	-	-	**-**				
-	-	-	-	-	-	**-**	-	-	-	-	-	-	-	-	**-**				
-	-	-	-	-	-	**-**	-	-	-	-	-	-	-	-	**-**				
-	823,433	-	-	-	-	**823,433**	-	-	-	-	-	-	-	969,131	**969,131**		-		**118**
-	**823,433**	**2,985,721**	**2,831,381**	**2,807,426**	**2,291,369**	**11,739,330**	**-**	**-**	**-**	**-**	**-**	**-**	**-**	**969,131**	**969,131**		**-**	**32**	**25**
-	-	-	-	-	-	**-**	-	-	-	-	-	-	-	-	**-**				
-	-	1	1	1	1	**4**	-	-	-	-	-	-	-	-	**-**			-	**-**
-	-	-	-	-	-	**-**	-	-	-	-	-	-	-	-	**-**				
-	**-**	**1**	**1**	**1**	**1**	**4**	**-**	**-**	**-**	**-**	**-**	**-**	**-**	**-**	**-**			**-**	**-**
-	-	-	-	-	-	**-**	-	-	-	-	-	-	-	-	**-**				
-	-	-	-	-	-	**-**	-	-	-	-	-	-	-	-	**-**				
-	-	-	-	-	-	**-**	-	-	-	-	-	-	-	-	**-**				
-	**-**	**-**	**-**	**-**	**-**	**-**	**-**	**-**	**-**	**-**	**-**	**-**	**-**	**-**	**-**				
-	248.745	2.686.094	3.143.704	677.179	714.379	**7.470.101**	-	-	-	-	-	-	-	-	**-**		-	-	**-**
-	-	146,467	4,875,914	4,966,846	65,928,393	**75,917,620**	-	-	-	-	-	-	-	-	**-**			-	**-**
-	**248.745**	**2.832.561**	**8.019.618**	**5.644.025**	**66.642.772**	**83.387.721**	**-**	**-**	**-**	**-**	**-**	**-**	**-**	**-**	**-**		**-**	**-**	**-**
15,777,467	**174,172,039**	**197,220,847**	**174,768,046**	**170,297,674**	**200,501,769**	**932,737,842**	**13,498,133**	**-35,350**	**-**	**13,462,783**	**130,456,279**	**-**	**130,456,279**	**262,242,204**	**406,161,266**	**85**	**75**	**133**	**105**
-	-	-	-	-	-	**-**	-	-	-	-	-	-	-	-	**-**				
-	-	-	-	-	-	**-**	-	-	-	-	-	-	-	-	**-**				
-	-	-	-	-	-	**-**	-	-	-	-	-	-	-	-	**-**				
-	-	-	-	-	-	**-**	-	-	-	-	-	-	-	-	**-**				
-	-	-	-	-	-	**-**	-	-	-	-	-	-	-	-	**-**				
-	-	-	-	-	-	**-**	-	-	-	-	-	-	-	-	**-**				
-	-	-	-	-	-	**-**	-	-	-	-	-	-	-	-	**-**				
-	-	-	-	-	-	**-**	-	-	-	-	-	-	-	-	**-**				
-	**-**	**-**	**-**	**-**	**-**	**-**	**-**	**-**	**-**	**-**	**-**	**-**	**-**	**-**	**-**				
-	134,670	134,670	134,670	-	-	**404,010**	-	-	-	-	-	-	-	-	**-**		-	-	**-**
184,206	7,979,905	7,929,405	5,421,478	4,888,742	4,100,615	**30,504,351**	-	-	-	-	-	-	-	-	**-**	-	-	-	**-**
-	-	-	-	-	-	**-**	-	-	-	-	-	-	-	-	**-**				
2,554,000	10,527,482	12,145,582	10,992,328	10,847,136	11,080,216	**58,146,744**	-	-	-	-	-	-	-	-	**-**	-	-	-	**-**
-	-	-	-	-	-	**-**	-	-	-	-	-	-	-	-	**-**				
2,738,206	**18,642,057**	**20,209,657**	**16,548,476**	**15,735,878**	**15,180,831**	**89,055,105**	**-**	**-**	**-**	**-**	**-**	**-**	**-**	**-**	**-**	**-**	**-**	**-**	**-**
-	-	-	-	-	-	**-**	-	-	-	-	-	-	-	-	**-**				
668,924	613,343	1,090,392	547,416	288,613	242,029	**3,450,717**	-	-	-	-	-	-	-	-	**-**	-	-	-	**-**
254,803	397,332	364,230	377,010	351,450	369,630	**2,114,455**	-	-	-	-	-	-	-	-	**-**	-	-	-	**-**
38,438	-	-	-	-	-	**38,438**	-	-	-	-	-	-	-	-	**-**	-			**-**
-	-	-	-	-	-	**-**	-	-	-	-	-	-	-	-	**-**				
962,165	**1,010,675**	**1,454,622**	**924,426**	**640,063**	**611,659**	**5,603,610**	**-**	**-**	**-**	**-**	**-**	**-**	**-**	**-**	**-**	**-**	**-**	**-**	**-**
-	773.065	8.494.800	27.537.632	7.315.168	4.655.168	**48.775.833**	-	-	-	-	-	-	-	-	**-**		-	-	**-**
-	-	-	-	-	-	**-**	-	-	-	-	-	-	-	-	**-**				
-	-	125,001	125,001	125,001	125,001	**500,004**	-	-	-	-	-	-	-	-	**-**			-	**-**
-	**773,065**	**8,619,801**	**27,662,633**	**7,440,169**	**4,780,169**	**49,275,837**	**-**	**-**	**-**	**-**	**-**	**-**	**-**	**-**	**-**		**-**	**-**	**-**
287,810	-	-	-	-	-	**287,810**	-	-	-	-	-	-	-	-	**-**	-			**-**
287.810	**-**	**-**	**-**	**-**	**-**	**287.810**	**-**	**-**	**-**	**-**	**-**	**-**	**-**	**-**	**-**	**-**			**-**
-	-	-	-	-	-	**-**	-	-	-	-	-	-	-	-	**-**				
-	-	-	-	-	-	**-**	-	-	-	-	-	-	-	-	**-**				
-	-	-	-	-	-	**-**	-	-	-	-	-	-	-	-	**-**				
3.988.181	**20.425.797**	**30.284.080**	**45.135.535**	**23.816.110**	**20.572.659**	**144.222.362**	**-**	**-**	**-**	**-**	**-**	**-**	**-**	**-**	**-**	**-**	**-**	**-**	**-**
19,765,648	**194,597,836**	**227,504,927**	**219,903,581**	**194,113,784**	**221,074,428**	**1,076,960,204**	**13,498,133**	**-35,350**	**-**	**13,462,783**	**130,456,279**	**-**	**130,456,279**	**262,242,204**	**406,161,266**	**68**	**67**	**115**	**92**

Participant Incentive Spending

LDC Administrative Expense Spending

Forecasted ($)							Verified ($)									Progress (%)			
2015	2016	2017	2018	2019	2020	Total	2015 Verified 2015 Results	2016 Verified 2015 Results Adjustments	2017 Verified 2015 Results Adjustments	Total Verified 2015 Results	2016 Verified 2016 Results	2017 Verified 2016 Results Adjustments	Total Verified 2016 Results	2017 Verified 2017 Results	Total	Total Verified 2015 Results	Total Verified 2016 Results	2017 Verified 2017 Results	Total
896.508	4.299.342	5.388.943	3.520.792	3.797.433	3.693.917	**21.596.935**	202.446	157.526	-	359.972	5.995.690	-	5.995.690	7.165.070	**13.520.732**	40	139	133	**128**
-	-	706.892	536.429	467.485	327.795	**2.038.601**	-	-	-	-	-	-	-	7.838	**7.838**			1	**1**
303.531	2.214.871	1.761.398	1.653.368	1.596.995	1.545.300	**9.075.463**	200.334	90.273	-	290.607	3.164.430	26.143	3.190.573	3.088.023	**6.569.203**	96	144	175	**153**
34.952	901.945	1.068.159	1.146.669	1.296.060	1.468.639	**5.916.424**	16.829	19.272	-	36.101	1.078.795	-	1.078.795	1.360.238	**2.475.134**	103	120	127	**123**
117.076	4.054.919	5.263.969	4.375.727	4.385.997	3.979.218	**22.176.906**	149.262	100.017	-	249.279	2.637.793	-	2.637.793	3.421.916	**6.308.988**	213	65	65	**67**
1.352.067	**11.471.077**	**14.189.361**	**11.232.985**	**11.543.970**	**11.014.869**	**60.804.329**	**568.871**	**367.088**	**-**	**935.959**	**12.876.708**	**26.143**	**12.902.851**	**15.043.085**	**28.881.895**	**69**	**112**	**106**	**107**
205.667	1.604.897	1.188.440	1.223.802	1.302.048	1.153.784	**6.678.638**	167.592	43.261	-	210.853	1.527.563	-	1.527.563	1.505.909	**3.244.325**	103	95	127	**108**
7.329.984	34.539.447	39.893.834	32.648.282	33.376.481	33.629.824	**181.417.852**	5.895.425	1.454.631	-	7.350.056	35.016.210	27.300	35.043.510	40.967.396	**83.360.962**	100	101	103	**102**
92.240	3.511.356	5.469.121	5.575.006	5.041.429	4.415.922	**24.105.074**	-	75.438	-	75.438	3.299.093	-	3.299.093	6.774.759	**10.149.290**	82	94	124	**112**
180.260	2.416.311	3.373.000	2.827.861	2.757.579	2.766.386	**14.321.397**	148.817	41.141	-	189.958	2.893.601	-	2.893.601	3.004.828	**6.088.387**	105	120	89	**102**
171	331.219	345.297	323.136	347.684	343.610	**1.691.117**	-	3.333	-	3.333	526.893	-	526.893	343.785	**874.011**	1.949	159	100	**129**
10.556	360.277	1.838.814	2.208.766	1.820.714	1.360.787	**7.599.914**	-	-	-	-	-	-	-	2.589.120	**2.589.120**	-	-	141	**117**
456.938	4.811.510	4.122.370	4.983.410	4.543.367	5.397.581	**24.315.176**	341.070	312.940	-	654.010	4.897.016	-	4.897.016	4.128.475	**9.679.501**	143	102	100	**103**
293.586	1.596.194	2.162.633	2.434.260	2.614.452	2.744.062	**11.845.187**	156.835	32.158	-	188.993	720.547	-	720.547	953.904	**1.863.444**	64	45	44	**46**
13.632	106.694	246.450	238.873	275.490	241.492	**1.122.631**	9.180	10.326	-	19.506	24.304	-	24.304	213.180	**256.990**	143	23	87	**70**
182.413	14.381.700	-	-	-	-	**14.564.113**	-	-	-	-	-	-	-	-	**-**	-	-	-	**-**
-	1.252.751	-	-	-	-	**1.252.751**	-	-	-	-	5	-	5	18.934	**18.939**		0		**2**
8.765.447	**64.912.356**	**58.639.959**	**52.463.396**	**52.079.244**	**52.053.448**	**288.913.850**	**6.718.919**	**1.973.228**	**-**	**8.692.147**	**48.905.232**	**27.300**	**48.932.532**	**60.500.290**	**118.124.969**	**99**	**75**	**103**	**89**
-	75.000	131.246	131.246	131.246	131.246	**599.984**	-	-	-	-	26.672	-	26.672	133.396	**160.068**		36	102	**78**
-	-	59.967	187.512	213.075	209.401	**669.955**	-	3.789	-	3.789	404.753	-	404.753	-	**408.542**			-	**681**
-	-	-	-	-	-	**-**	-	-	-	-	7.021	-	7.021	849.927	**856.948**				
-	-	-	-	-	-	**-**	-	-	-	-	-	-	-	-	**-**				
-	1.721.400	1.630.200	1.447.800	1.436.400	1.618.800	**7.854.600**	-	-	-	-	355.623	-	355.623	1.015.181	**1.370.804**		21	62	**41**
-	-	1.204.007	493.263	356.500	375.657	**2.429.427**	-	-	-	-	-	-	-	1.162.697	**1.162.697**			97	**97**
-	4.571	156.153	134.719	85.210	53.794	**434.447**	-	-	-	-	4.571	-	4.571	149.520	**154.091**		100	96	**96**
-	91.219	343.739	343.739	343.739	343.739	**1.466.175**	-	-	-	-	-	-	-	188.064	**188.064**		-	55	**43**
-	-	369.529	341.712	267.186	256.761	**1.235.188**	-	-	-	-	-	-	-	221.390	**221.390**			60	**60**
-	211.086	364.855	364.855	364.855	364.855	**1.670.506**	-	-	-	-	100.075	-	100.075	409.119	**509.194**		47	112	**88**
-	109.250	125.619	125.619	125.619	125.619	**611.726**	-	-	-	-	-	-	-	71.402	**71.402**		-	57	**30**
-	4.105.674	7.867.069	6.355.427	7.610.384	7.427.088	**33.365.642**	-	1.745	-	1.745	9.214.899	-	9.214.899	13.492.018	**22.708.662**		224	171	**190**
-	**6.318.200**	**12.252.384**	**9.925.892**	**10.934.214**	**10.906.960**	**50.337.650**	**-**	**5.534**	**-**	**5.534**	**10.113.614**	**-**	**10.113.614**	**17.692.714**	**27.811.862**		**160**	**144**	**150**
-	-	428.385	410.428	285.028	281.830	**1.405.671**	-	-	-	-	-	-	-	-	**-**			-	**-**
-	-	-	-	-	-	**-**	-	-	-	-	-	-	-	-	**-**				
-	-	71.275	73.763	73.763	73.763	**292.564**	-	-	-	-	-	-	-	-	**-**			-	**-**
-	-	-	-	-	-	**-**	-	-	-	-	-	-	-	-	**-**				
-	-	17.768	23.232	28.696	34.160	**103.856**	-	-	-	-	-	-	-	-	**-**			-	**-**
-	-	-	-	-	-	**-**	-	-	-	-	-	-	-	-	**-**				
-	-	-	-	-	-	**-**	-	-	-	-	-	-	-	-	**-**				
-	-	-	-	-	-	**-**	-	-	-	-	-	-	-	-	**-**				
-	-	-	45.000	90.000	90.000	**225.000**	-	-	-	-	-	-	-	-	**-**				
-	-	55.866	33.123	31.549	32.180	**152.718**	-	-	-	-	-	-	-	-	**-**			-	**-**
-	-	-	-	-	-	**-**	-	-	-	-	-	-	-	-	**-**				
-	-	-	-	-	-	**-**	-	-	-	-	-	-	-	-	**-**				
-	-	-	-	-	-	**-**	-	-	-	-	-	-	-	-	**-**				
-	-	-	-	-	-	**-**	-	-	-	-	-	-	-	-	**-**				
-	-	-	-	-	-	**-**	-	-	-	-	-	-	-	-	**-**				
-	-	-	-	-	-	**-**	-	-	-	-	-	-	-	-	**-**				
-	-	-	-	-	-	**-**	-	-	-	-	-	-	-	-	**-**				
-	-	-	-	-	-	**-**	-	-	-	-	-	-	-	-	**-**				
-	-	-	-	-	-	**-**	-	-	-	-	-	-	-	-	**-**				
-	-	-	-	-	-	**-**	-	4.194	-	4.194	-	-	-	-	**4.194**				
-	-	-	-	-	-	**-**	-	-	-	-	-	-	-	-	**-**				
-	-	-	-	-	-	**-**	-	-	-	-	-	-	-	-	**-**				
-	**-**	**573.294**	**585.546**	**509.036**	**511.933**	**2.179.809**	**-**	**4.194**	**-**	**4.194**	**-**	**-**	**-**	**-**	**4.194**			**-**	**1**
-	-	-	-	-	-	**-**	-	-	-	-	-	-	-	-	**-**				
-	-	59.615	60.116	47.916	34.916	**202.563**	-	-	-	-	-	-	-	-	**-**			-	**-**
-	-	119.500	55.100	25.500	18.000	**218.100**	-	-	-	-	-	-	-	-	**-**			-	**-**
-	**-**	**179.115**	**115.216**	**73.416**	**52.916**	**420.663**	**-**	**-**	**-**	**-**	**-**	**-**	**-**	**-**	**-**			**-**	**-**
-	-	1	1	1	1	**4**	-	-	-	-	-	-	-	-	**-**			-	**-**
-	-	-	-	-	-	**-**	-	-	-	-	-	-	-	-	**-**				
-	-	-	-	-	-	**-**	-	-	-	-	-	-	-	-	**-**				
-	**-**	**1**	**1**	**1**	**1**	**4**	**-**	**-**	**-**	**-**	**-**	**-**	**-**	**-**	**-**			**-**	**-**
-	1.454.109	3.037.200	3.370.491	2.985.867	2.863.335	**13.711.002**	-	31.989	-	31.989	-	-	-	82.281	**114.270**		-	3	**3**
-	-	-	2.088.652	1.832.988	23.602.573	**27.524.213**	-	16.353	-	16.353	-	-	-	-	**16.353**				
-	**1.454.109**	**3.037.200**	**5.459.143**	**4.818.855**	**26.465.908**	**41.235.215**	**-**	**48.342**	**-**	**48.342**	**-**	**-**	**-**	**82.281**	**130.623**		**-**	**3**	**3**
10.117.514	**84.155.742**	**88.871.314**	**79.782.179**	**79.958.736**	**101.006.035**	**443.891.520**	**7.287.790**	**2.398.386**	**-**	**9.686.176**	**71.895.554**	**53.443**	**71.948.997**	**93.318.370**	**174.953.543**	**96**	**85**	**105**	**96**
-	-	-	-	-	-	**-**	-	-	-	-	-	-	-	-	**-**				
-	-	-	-	-	-	**-**	-	-	-	-	-	-	-	-	**-**				
-	-	-	-	-	-	**-**	-	-	-	-	-	-	-	-	**-**				
-	-	-	-	-	-	**-**	-	-	-	-	-	-	-	-	**-**				
-	-	-	-	-	-	**-**	-	-	-	-	-	-	-	-	**-**				
-	-	-	-	-	-	**-**	-	312	-	312	-	-	-	-	**312**				
-	-	-	-	-	-	**-**	-	-	-	-	-	-	-	-	**-**				
-	-	-	-	-	-	**-**	-	-	-	-	-	-	-	-	**-**				
-	**-**	**-**	**-**	**-**	**-**	**-**	**-**	**312**	**-**	**312**	**-**	**-**	**-**	**-**	**312**				
24.379	36.395	36.395	36.395	-	-	**133.564**	-	-	-	-	-	-	-	-	**-**	-	-	-	**-**
84.140	1.914.741	16.953.771	1.911.122	1.926.101	1.941.621	**24.731.496**	-	-	-	-	-	-	-	-	**-**	-	-	-	**-**
-	-	-	-	-	-	**-**	-	-	-	-	-	-	-	-	**-**				
200.548	1.756.660	1.711.940	1.689.230	1.690.115	1.694.838	**8.743.331**	-	-	-	-	-	-	-	-	**-**	-	-	-	**-**
-	-	7.000	7.000	7.000	1.000	**22.000**	-	-	-	-	-	-	-	-	**-**			-	**-**
309.067	**3.707.796**	**18.709.106**	**3.643.747**	**3.623.216**	**3.637.459**	**33.630.391**	**-**	**-**	**-**	**-**	**-**	**-**	**-**	**-**	**-**	**-**	**-**	**-**	**-**
2.665	-	-	-	-	-	**2.665**	-	-	-	-	-	-	-	-	**-**	-			**-**
310.888	250.774	370.021	379.034	350.089	235.865	**1.896.671**	-	-	-	-	-	-	-	-	**-**	-	-	-	**-**
158.012	162.840	167.028	163.821	165.512	167.296	**984.509**	-	-	-	-	-	-	-	-	**-**	-	-	-	**-**
1.111	-	-	-	-	-	**1.111**	-	-	-	-	-	-	-	-	**-**	-			**-**
-	-	1	1	1	1	**4**	-	-	-	-	-	-	-	-	**-**			-	**-**
472.676	**413.614**	**537.050**	**542.856**	**515.602**	**403.162**	**2.884.960**	**-**	**-**	**-**	**-**	**-**	**-**	**-**	**-**	**-**	**-**	**-**	**-**	**-**
18.734	859.480	4.842.180	3.752.880	3.758.580	3.739.200	**16.971.054**	-	-	-	-	-	-	-	-	**-**	-	-	-	**-**
9.449	-	-	-	-	-	**9.449**	-	-	-	-	-	-	-	-	**-**	-			**-**
-	-	101.000	101.000	101.000	101.000	**404.000**	-	-	-	-	-	-	-	-	**-**			-	**-**
28.183	**859.480**	**4.943.180**	**3.853.880**	**3.859.580**	**3.840.200**	**17.384.503**	**-**	**-**	**-**	**-**	**-**	**-**	**-**	**-**	**-**	**-**	**-**	**-**	**-**
74.804	-	-	-	-	-	**74.804**	-	-	-	-	-	-	-	-	**-**	-			**-**
74.804	**-**	**-**	**-**	**-**	**-**	**74.804**	**-**	**-**	**-**	**-**	**-**	**-**	**-**	**-**	**-**	**-**			**-**
-	-	-	-	-	-	**-**	-	-	-	-	-	-	-	-	**-**				
-	-	-	-	-	-	**-**	-	-	-	-	-	-	-	-	**-**				
-	**-**	**-**	**-**	**-**	**-**	**-**	**-**	**-**	**-**	**-**	**-**	**-**	**-**	**-**	**-**				
884.730	**4.980.890**	**24.189.336**	**8.040.483**	**7.998.398**	**7.880.821**	**53.974.658**	**-**	**-**	**-**	**-**	**-**	**-**	**-**	**-**	**-**	**-**	**-**	**-**	**-**
11.002.244	**89.136.632**	**113.060.650**	**87.822.662**	**87.957.134**	**108.886.856**	**497.866.178**	**7.287.790**	**2.398.698**	**-**	**9.686.488**	**71.895.554**	**53.443**	**71.948.997**	**93.318.370**	**174.953.855**	**88**	**81**	**83**	**82**

LDC Administrative Expense Spending

IESO Value Added Service Provider Cost / Variable Program Cost Administrative Expense Spending

Forecasted ($)							Verified ($)									Progress (%)			
2015	2016	2017	2018	2019	2020	Total	2015 Verified 2015 Results	2016 Verified 2015 Results Adjustments	2017 Verified 2015 Results Adjustments	Total Verified 2015 Results	2016 Verified 2016 Results	2017 Verified 2016 Results Adjustments	Total Verified 2016 Results	2017 Verified 2017 Results	Total	Total Verified 2015 Results	Total Verified 2016 Results	2017 Verified 2017 Results	Total
558,515	1,495,938	3,646,010	494,219	453,832	368,923	**7,017,437**	1,374,844	-	-	1,374,844	2,858,424	-	2,858,424	6,169,225	**10,402,493**	246	191	169	**182**
-	-	1,191,066	2,146,615	365,444	283,695	**3,986,820**	-	-	-	-	-	-	-	713,457	**713,457**			60	**60**
130,193	469,702	901,946	640,463	444,254	400,926	**2,987,484**	265,798	-1,690	-	264,108	1,038,960	-26,143	1,012,817	1,334,809	**2,611,734**	203	216	148	**174**
-	24,150	36,316	33,866	35,791	37,716	**167,839**	-	-	-	-	-	-	-	-	**-**		-	-	**-**
40,346	267,812	414,170	327,768	323,536	270,250	**1,643,882**	-	-	-	-	-	-	-	-	**-**	-	-	-	**-**
729,054	**2,257,602**	**6,189,508**	**3,642,931**	**1,622,857**	**1,361,510**	**15,803,462**	**1,640,642**	**-1,690**	**-**	**1,638,952**	**3,897,384**	**-26,143**	**3,871,241**	**8,217,491**	**13,727,684**	**225**	**171**	**133**	**150**
-	15,399	13,898	13,898	13,898	13,898	**70,991**	-	-	-	-	-	-	-	-	**-**		-	-	**-**
-	1,005,606	662,990	456,143	417,508	388,484	**2,930,731**	-	-	-	-	-	-	-	-	**-**		-	-	**-**
-	101,437	1,326,201	1,268,132	904,194	747,539	**4,347,503**	-	-	-	-	-	-	-	-	**-**		-	-	**-**
-	13,574	4,000	-	-	-	**17,574**	-	-	-	-	-	-	-	-	**-**		-	-	**-**
-	-	-	-	-	-	**-**	-	-	-	-	-	-	-	-	**-**				
-	262,647	1,138,309	822,492	427,867	194,015	**2,845,330**	-	-	-	-	-	-	-	-	**-**		-	-	**-**
-	1	-	-	-	-	**1**	-	-	-	-	-	-	-	-	**-**		-		**-**
-	-	-	-	-	-	**-**	-	-	-	-	-	-	-	-	**-**				
-	-	-	-	-	-	**-**	-	-	-	-	-	-	-	-	**-**				
-	-	-	-	-	-	**-**	-	-	-	-	-	-	-	-	**-**				
-	-	-	-	-	-	**-**	-	-	-	-	-	-	-	-	**-**				
-	**1,398,664**	**3,145,398**	**2,560,665**	**1,763,467**	**1,343,936**	**10,212,130**	**-**	**-**	**-**	**-**	**-**	**-**	**-**	**-**	**-**		**-**	**-**	**-**
-	-	-	-	-	-	**-**	-	-	-	-	-	-	-	-	**-**				
-	-	18,000	42,636	17,436	13,836	**91,908**	-	-	-	-	-	-	-	-	**-**			-	**-**
-	-	-	-	-	-	**-**	-	-	-	-	-	-	-	-	**-**				
-	-	-	-	-	-	**-**	-	-	-	-	-	-	-	-	**-**				
-	-	-	-	-	-	**-**	-	-	-	-	-	-	-	-	**-**				
-	-	-	-	-	-	**-**	-	-	-	-	-	-	-	-	**-**				
-	-	1.750	2.450	2.800	1.750	**8.750**	-	-	-	-	-	-	-	-	**-**			-	**-**
-	-	169,600	163,280	69,296	52,736	**454,912**	-	-	-	-	-	-	-	-	**-**			-	**-**
-	-	-	-	-	-	**-**	-	-	-	-	-	-	-	-	**-**				
-	800	13,445	8,403	6,723	3,361	**32,732**	-	-	-	-	-	-	-	-	**-**		-	-	**-**
-	-	-	-	-	-	**-**	-	-	-	-	-	-	-	-	**-**				
-	3,733,600	4,601,952	4,563,854	4,643,879	4,793,213	**22,336,498**	-	-	-	-	-	-	-	-	**-**		-	-	**-**
-	**3,734,400**	**4,804,747**	**4,780,623**	**4,740,134**	**4,864,896**	**22,924,800**	**-**	**-**	**-**	**-**	**-**	**-**	**-**	**-**	**-**		**-**	**-**	**-**
-	-	-	-	-	-	**-**	-	-	-	-	-	-	-	-	**-**				
-	-	-	-	-	-	**-**	-	-	-	-	-	-	-	-	**-**				
-	-	175	175	175	175	**700**	-	-	-	-	-	-	-	-	**-**			-	**-**
-	-	-	-	-	-	**-**	-	-	-	-	-	-	-	-	**-**			

Total Administrative Expense Spending																						
Forecasted ($)							Verified ($)									Progress (%)				Total Administrative Expense Spending
2015	2016	2017	2018	2019	2020	Total	2015 Verified 2015 Results	2016 Verified 2015 Results Adjustments	2017 Verified 2015 Results Adjustments	Total Verified 2015 Results	2016 Verified 2016 Results	2017 Verified 2016 Results Adjustments	Total Verified 2016 Results	2017 Verified 2017 Results	Total	Total Verified 2015 Results	Total Verified 2016 Results	2017 Verified 2017 Results	Total	
1,455,022	5,795,280	9,034,953	4,015,011	4,251,265	4,062,840	28,614,371	1,577,290	157,526	-	1,734,816	8,854,114	-	8,854,114	13,334,295	23,923,225	119	153	148	147	
-	-	1,897,958	2,683,044	832,929	611,490	6,025,421	-	-	-	-	-	-	-	721,295	721,295			38	38	
433,724	2,684,573	2,663,345	2,293,831	2,041,248	1,946,226	12,062,947	466,132	88,583	-	554,715	4,203,390	-	4,203,390	4,422,832	9,180,937	128	157	166	159	
34,952	926,095	1,104,475	1,180,535	1,331,851	1,506,355	6,084,263	16,829	19,272	-	36,101	1,078,795	-	1,078,795	1,360,238	2,475,134	103	116	123	120	
157,422	4,322,731	5,678,139	4,703,496	4,709,534	4,249,468	23,820,790	149,262	100,017	-	249,279	2,637,793	-	2,637,793	3,421,916	6,308,988	158	61	60	62	
2,081,120	13,728,679	20,378,870	14,875,917	13,166,827	12,376,379	76,607,792	2,209,513	365,398	-	2,574,911	16,774,092	-	16,774,092	23,260,576	42,609,579	124	122	114	118	
205,667	1,620,296	1,202,338	1,237,700	1,315,946	1,167,682	6,749,629	167,592	43,261	-	210,853	1,527,563	-	1,527,563	1,505,909	3,244,325	103	94	125	107	
7,329,984	35,545,053	40,556,825	33,104,426	33,793,989	34,018,308	184,348,585	5,895,425	1,454,631	-	7,350,056	35,016,210	27,300	35,043,510	40,967,396	83,360,962	100	99	101	100	
92,240	3,612,793	6,795,322	6,843,138	5,945,622	5,163,460	28,452,575	-	75,438	-	75,438	3,299,093	-	3,299,093	6,774,759	10,149,290	82	91	100	97	
180,260	2,429,885	3,377,000	2,827,861	2,757,579	2,766,386	14,338,971	148,817	41,141	-	189,958	2,893,601	-	2,893,601	3,004,828	6,088,387	105	119	89	102	
171	331,219	345,297	323,136	347,684	343,610	1,691,117	-	3,333	-	3,333	526,893	-	526,893	343,785	874,011	1,949	159	100	129	
10,556	622,924	2,977,122	3,031,258	2,248,581	1,554,802	10,445,243	-	-	-	-	-	-	-	2,589,120	2,589,120	-	-	87	72	
456,938	4,811,511	4,122,370	4,983,410	4,543,367	5,397,581	24,315,177	341,070	312,940	-	654,010	4,897,016	-	4,897,016	4,128,475	9,679,501	143	102	100	103	
293,586	1,596,194	2,162,633	2,434,260	2,614,452	2,744,062	11,845,187	156,835	32,158	-	188,993	720,547	-	720,547	953,904	1,863,444	64	45	44	46	
13,632	106,694	246,450	238,873	275,490	241,492	1,122,631	9,180	10,326	-	19,506	24,304	-	24,304	213,180	256,990	143	23	87	79	
182,413	14,381,700	-	-	-	-	14,564,113	-	-	-	-	-	-	-	-	-	-	-		-	
-	1,252,751	-	-	-	-	1,252,751	-	-	-	-	5	-	5	18,934	18,939		0		2	
8,765,447	66,311,020	61,785,357	55,024,062	53,842,710	53,397,383	299,125,979	6,718,919	1,973,228	-	8,692,147	48,905,232	27,300	48,932,532	60,500,290	118,124,969	99	74	98	86	
-	75,000	131,246	131,246	131,246	131,246	599,984	-	-	-	-	26,672	-	26,672	133,396	160,068		36	102	78	
-	-	77,967	230,148	230,511	223,237	761,863	-	3,789	-	3,789	404,753	-	404,753	-	408,542			-	524	
-	-	-	-	-	-	-	-	-	-	-	7,021	-	7,021	849,927	856,948					
-	-	-	-	-	-	-	-	-	-	-	-	-	-	-	-					
-	1,721,400	1,630,200	1,447,800	1,436,400	1,618,800	7,854,600	-	-	-	-	355,623	-	355,623	1,015,181	1,370,804		21	62	41	
-	-	1,204,007	493,263	356,500	375,657	2,429,427	-	-	-	-	-	-	-	1,162,697	1,162,697			97	97	
-	4,571	157,903	137,169	88,010	55,544	443,197	-	-	-	-	4,571	-	4,571	149,520	154,091		100	95	95	
-	91,219	513,339	507,019	413,035	396,475	1,921,087	-	-	-	-	-	-	-	188,064	188,064		-	37	31	
-	-	369,529	341,712	267,186	256,761	1,235,188	-	-	-	-	-	-	-	221,390	221,390			60	60	
-	211,886	378,300	373,258	371,578	368,216	1,703,238	-	-	-	-	100,075	-	100,075	409,119	509,194		47	108	86	
-	109,250	125,619	125,619	125,619	125,619	611,726	-	-	-	-	-	-	-	71,402	71,402		-	57	30	
-	7,839,274	12,469,021	10,919,282	12,254,262	12,220,301	55,702,140	-	1,745	-	1,745	9,214,899	-	9,214,899	13,492,018	22,708,662		118	108	112	
-	10,052,600	17,057,131	14,706,516	15,674,347	15,771,856	73,262,450	-	5,534	-	5,534	10,113,614	-	10,113,614	17,692,714	27,811,862		101	104	103	
-	-	428.385	410.428	285,028	281.830	1,405.671	-	-	-	-	-	-	-	-	-			-	-	
-	-	-	-	-	-	-	-	-	-	-	-	-	-	-	-					
-	-	71.450	73.938	73.938	73.938	293.264	-	-	-	-	-	-	-	-	-			-	-	
-	-	-	-	-	-	-	-	-	-	-	-	-	-	-	-					
-	-	17.768	23.232	28.696	34.160	103.856	-	-	-	-	-	-	-	-	-			-	-	
-	-	-	-	-	-	-	-	-	-	-	-	-	-	-	-					
-	-	-	-	-	-	-	-	-	-	-	-	-	-	-	-					
-	-	-	-	-	-	-	-	-	-	-	-	-	-	-	-					
-	-	-	45,000	90,000	90,000	225,000	-	-	-	-	-	-	-	-	-					
-	-	55,866	33,123	31,549	32,180	152,718	-	-	-	-	-	-	-	-	-			-	-	
-	-	-	-	-	-	-	-	-	-	-	-	-	-	-	-					
-	-	-	-	-	-	-	-	-	-	-	-	-	-	-	-					
-	-	-	-	-	-	-	-	-	-	-	-	-	-	-	-					
-	-	-	-	-	-	-	-	-	-	-	-	-	-	-	-					
-	-	-	-	-	-	-	-	-	-	-	-	-	-	-	-					
-	-	-	-	-	-	-	-	-	-	-	-	-	-	-	-					
-	-	-	-	-	-	-	-	-	-	-	-	-	-	-	-					
-	-	-	-	-	-	-	-	-	-	-	-	-	-	-	-					
-	-	-	-	-	-	-	-	4,194	-	4,194	-	-	-	-	4,194					
-	-	-	-	-	-	-	-	-	-	-	-	-	-	-	-					
-	-	-	-	-	-	-	-	-	-	-	-	-	-	-	-					
-	-	573,469	585,721	509,211	512,108	2,180,509	-	4,194	-	4,194	-	-	-	-	4,194			-	1	
-	-	-	-	-	-	-	-	-	-	-	-	-	-	-	-					
-	-	59,615	60,116	47,916	34,916	202,563	-	-	-	-	-	-	-	-	-			-	-	
-	-	119,500	55,100	25,500	18,000	218,100	-	-	-	-	-	-	-	-	-			-	-	
-	-	179,115	115,216	73,416	52,916	420,663	-	-	-	-	-	-	-	-	-			-	-	
-	-	1	1	1	1	4	-	-	-	-	-	-	-	-	-			-	-	
-	-	-	-	-	-	-	-	-	-	-	-	-	-	-	-					
-	-	-	-	-	-	-	-	-	-	-	-	-	-	-	-					
-	-	1	1	1	1	4	-	-	-	-	-	-	-	-	-			-	-	
-	1,496,259	3,082,030	3,415,321	3,030,697	2,908,165	13,932,472	-	31,989	-	31,989	-	-	-	82,281	114,270		-	3	2	
-	-	-	2,088,652	1,832,988	23,602,573	27,524,213	-	16,353	-	16,353	-	-	-	-	16,353					
-	1,496,259	3,082,030	5,503,973	4,863,685	26,510,738	41,456,685	-	48,342	-	48,342	-	-	-	82,281	130,623		-	3	3	
10,846,567	91,588,558	103,055,973	90,811,406	88,130,197	108,621,381	493,054,082	8,928,432	2,396,696	-	11,325,128	75,792,938	27,300	75,820,238	101,535,861	188,681,227	104	83	99	92	
-	-	-	-	-	-	-	-	-	-	-	-	-	-	-	-					
-	-	-	-	-	-	-	-	-	-	-	-	-	-	-	-					
-	-	-	-	-	-	-	-	-	-	-	-	-	-	-	-					
-	-	-	-	-	-	-	-	-	-	-	-	-	-	-	-					
-	-	-	-	-	-	-	-	-	-	-	-	-	-	-	-					
-	-	-	-	-	-	-	-	312	-	312	-	-	-	-	312					
-	-	-	-	-	-	-	-	-	-	-	-	-	-	-	-					
-	-	-	-	-	-	-	-	-	-	-	-	-	-	-	-					
-	-	-	-	-	-	-	-	312	-	312	-	-	-	-	312					
24,379	36,395	36,395	36,395	-	-	133,564	-	-	-	-	-	-	-	-	-	-	-	-	-	
96,542	2,691,014	18,294,422	2,990,207	2,987,707	2,949,901	30,009,793	-	-	-	-	-	-	-	-	-	-	-	-	-	
-	-	-	-	-	-	-	-	-	-	-	-	-	-	-	-					
203,072	2,387,838	2,330,347	2,317,618	2,325,275	2,345,020	11,909,170	-	-	-	-	-	-	-	-	-	-	-	-	-	
-	-	7,000	7,000	7,000	1,000	22,000	-	-	-	-	-	-	-	-	-			-	-	
323,993	5,115,247	20,668,164	5,351,220	5,319,982	5,295,921	42,074,527	-	-	-	-	-	-	-	-	-	-	-	-	-	
2,665	-	-	-	-	-	2,665	-	-	-	-	-	-	-	-	-	-	-	-	-	
310,888	250,774	370,021	379,034	350,089	235,865	1,896,671	-	-	-	-	-	-	-	-	-	-	-	-	-	
158,012	231,480	231,998	231,601	229,852	236,066	1,319,009	-	-	-	-	-	-	-	-	-	-	-	-	-	
1,111	-	-	-	-	-	1,111	-	-	-	-	-	-	-	-	-	-			-	
-	-	1	1	1	1	4	-	-	-	-	-	-	-	-	-			-	-	
472,676	482,254	602,020	610,636	579,942	471,932	3,219,460	-	-	-	-	-	-	-	-	-	-	-	-	-	
18,734	859,480	4,842,180	3,752,880	3,758,580	3,739,200	16,971,054	-	-	-	-	-	-	-	-	-	-	-	-	-	
9,449	-	-	-	-	-	9,449	-	-	-	-	-	-	-	-	-	-			-	
-	-	101,000	101,000	101,000	101,000	404,000	-	-	-	-	-	-	-	-	-			-	-	
28,183	859,480	4,943,180	3,853,880	3,859,580	3,840,200	17,384,503	-	-	-	-	-	-	-	-	-	-	-	-	-	
74,804	-	-	-	-	-	74,804	-	-	-	-	-	-	-	-	-	-			-	
74.804	-	-	-	-	-	74.804	-	-	-	-	-	-	-	-	-	-			-	
-	-	-	-	-	-	-	-	-	-	-	-	-	-	-	-					
-	-	-	-	-	-	-	-	-	-	-	-	-	-	-	-					
-	-	-	-	-	-	-	-	-	-	-	-	-	-	-	-					
899.656	6.456.981	26.213.364	9.815.736	9.759.504	9.608.053	62.753.294	-	-	-	-	-	-	-	-	-	-	-	-	-	
11,746,223	98,045,539	129,269,337	100,627,142	97,889,701	118,229,434	555,807,376	8,928,432	2,397,008	-	11,325,440	75,792,938	27,300	75,820,238	101,535,861	188,681,539	96	77	79	79	

Total 2015-2020 CFF LDC CDM Plan Budget Spending																							
Forecasted ($)							Verified ($)									Progress (%)				2015-2020 CFF LDC CDM Plan Allocated Budget ($)	Progress versus Budget (%)	Total 2015-2020 CFF LDC CDM Plan Budget Spending	Spending Group
2015	2016	2017	2018	2019	2020	Total	2015 Verified 2015 Results	2016 Verified 2015 Results Adjustments	2017 Verified 2015 Results Adjustments	Total Verified 2015 Results	2016 Verified 2016 Results	2017 Verified 2016 Results Adjustments	Total Verified 2016 Results	2017 Verified 2017 Results	Total	Total Verified 2015 Results	Total Verified 2016 Results	Total Verified 2017 Results	Total				
5,047,981	22,490,925	27,122,407	8,670,820	8,565,690	7,471,164	79,368,987	5,423,284	157,526	-	5,580,810	36,745,296	-	36,745,296	81,263,423	123,589,529	111	163	300	226				
-	-	4,117,322	6,417,714	1,924,390	1,503,854	13,963,280	-	-	-	-	-	-	-	15,957,091	15,957,091			388	388				
3,734,889	21,637,164	18,983,583	14,635,456	12,579,711	11,998,335	83,569,138	6,679,382	53,233	-	6,732,615	36,484,740	-	36,484,740	42,665,032	85,882,387	180	169	225	194				
85,119	2,667,268	3,590,629	3,713,141	3,967,713	4,062,922	18,086,792	16,829	19,272	-	36,101	1,710,327	-	1,710,327	3,853,055	5,599,483	42	64	107	88				
688,378	9,539,787	11,575,206	9,992,677	9,936,861	9,216,947	50,949,856	902,420	100,017	-	1,002,437	7,477,148	-	7,477,148	9,802,328	18,281,913	146	78	85	84				
9,556,367	56,335,144	65,389,147	43,429,808	36,974,365	34,253,222	245,938,053	13,021,915	330,048	-	13,351,963	82,417,511	-	82,417,511	153,540,929	249,310,403	140	146	235	190				
248,359	2,946,537	2,978,119	3,030,349	3,103,596	2,641,081	14,948,041	174,012	43,261	-	217,273	2,070,678	-	2,070,678	3,719,255	6,007,206	87	70	125	97				
13,459,178	120,498,812	114,780,248	88,649,324	83,144,329	82,519,851	503,051,742	8,557,843	1,454,631	-	10,012,474	91,172,440	27,300	91,199,740	122,209,659	223,421,873	74	76	106	90				
92,240	6,190,882	19,350,726	18,607,933	14,499,735	12,840,779	71,582,295	-	75,438	-	75,438	5,333,344	-	5,333,344	14,135,700	19,544,482	82	86	73	76				
516,453	14,318,755	8,967,918	6,575,840	6,873,897	6,894,334	44,147,197	148,817	41,141	-	189,958	4,318,040	-	4,318,040	9,227,015	13,735,013	37	30	103	58				
171	679,058	1,196,107	983,946	1,030,819	1,018,296	4,908,397	-	3,333	-	3,333	593,533	-	593,533	489,121	1,085,987	1,949	87	41	58				
10,556	1,003,199	6,859,398	7,302,619	5,731,714	4,282,509	25,189,995	-	-	-	-	-	-	-	5,396,030	5,396,030	-	-	79	69				
1,304,379	14,538,615	33,796,935	41,537,560	54,490,725	32,272,538	177,940,752	357,963	312,940	-	670,903	7,639,163	-	7,639,163	14,057,496	22,367,562	51	53	42	45				
293,586	5,073,209	7,669,931	8,543,489	8,935,296	9,292,420	39,807,931	156,835	32,158	-	188,993	2,125,613	-	2,125,613	5,444,128	7,758,734	64	42	71	60				
13,632	214,194	1,003,302	559,225	519,842	523,344	2,833,539	9,180	10,326	-	19,506	56,120	-	56,120	363,180	438,806	143	26	36	36				
1,129,112	23,562,935	-	-	-	-	24,692,047	-	-	-	-	272,373	-	272,373	10,431,933	10,704,306	-	1	-	43				
-	6,496,645	-	-	-	-	6,496,645	-	-	-	-	5	-	5	18,934	18,939		0		0				
17,067,666	195,522,841	196,602,684	175,790,285	178,329,953	152,285,152	915,598,581	9,404,650	1,973,228	-	11,377,878	113,581,309	27,300	113,608,609	185,492,451	310,478,938	67	58	94	76				
-	127,050	381,246	381,246	381,246	381,246	1,652,034	-	-	-	-	26,672	-	26,672	477,696	504,368		21	125	99				
-	-	232,767	986,510	772,193	707,079	2,698,549	-	3,789	-	3,789	541,536	-	541,536	-	545,325			-	234				
-	-	-	-	-	-	-	-	-	-	-	7,021	-	7,021	1,226,680	1,233,701								
-	-	-	-	-	-	-	-	-	-	-	-	-	-	-	-								
-	2,846,400	3,674,700	2,743,300	2,946,400	2,963,800	15,174,600	-	-	-	-	355,623	-	355,623	3,574,872	3,930,495		12	97	60				
-	-	2,527,580	2,262,012	2,565,269	2,584,425	9,939,286	-	-	-	-	-	-	-	1,162,697	1,162,697			46	46				
-	4,571	337,062	352,339	166,378	100,511	960,861	-	-	-	-	4,571	-	4,571	279,098	283,669		100	83	83				
-	91,219	3,000,526	3,190,835	2,019,304	1,814,208	10,116,092	-	-	-	-	-	-	-	191,927	191,927		-	6	6				
-	-	2,585,854	2,799,761	2,673,760	2,543,735	10,603,110	-	-	-	-	-	-	-	938,990	938,990			36	36				
-	316,414	2,134,360	1,470,796	1,249,608	807,231	5,978,409	-	-	-	-	100,075	-	100,075	2,157,893	2,257,968		32	101	92				
-	109,250	1,288,976	4,197,368	4,197,368	2,452,333	12,245,295	-	-	-	-	-	-	-	71,402	71,402		-	6	5				
-	7,839,274	12,469,021	10,919,282	12,254,262	12,220,301	55,702,140	-	1,745	-	1,745	9,214,899	-	9,214,899	13,612,018	22,828,662		118	109	112				
-	11,334,178	28,632,092	29,303,449	29,225,788	26,574,869	125,070,376	-	5,534	-	5,534	10,250,397	-	10,250,397	23,693,273	33,949,204		90	83	85				
-	-	3,217,008	2,683,115	2,557,715	2,099,980	10,557,818	-	-	-	-	-	-	-	-	-			-	-				
-	-	-	-	-	-	-	-	-	-	-	-	-	-	-	-								
-	-	118,549	121,657	116,527	116,507	473,240	-	-	-	-	-	-	-	-	-			-	-				
-	-	-	-	-	-	-	-	-	-	-	-	-	-	-	-								
-	-	17,768	23,232	28,696	34,160	103,856	-	-	-	-	-	-	-	-	-			-	-				
-	-	-	-	-	-	-	-	-	-	-	-	-	-	-	-								
-	-	-	-	-	-	-	-	-	-	-	-	-	-	-	-								
-	-	-	-	-	-	-	-	-	-	-	-	-	-	-	-								
-	-	-	109,200	218,400	218,400	546,000	-	-	-	-	-	-	-	-	-								
-	-	205,866	243,123	241,549	242,180	932,718	-	-	-	-	-	-	-	-	-			-	-				
-	-	-	-	-	-	-	-	-	-	-	-	-	-	-	-								
-	-	-	-	-	-	-	-	-	-	-	-	-	-	-	-								
-	-	-	-	-	-	-	-	-	-	-	-	-	-	-	-								
-	-	-	-	-	-	-	-	-	-	-	-	-	-	-	-								
-	-	-	-	-	-	-	-	-	-	-	-	-	-	-	-								
-	-	-	236,775	153,750	92,250	482,775	-	-	-	-	-	-	-	-	-								
-	-	-	-	-	-	-	-	-	-	-	-	-	-	-	-								
-	-	-	-	-	-	-	-	-	-	-	-	-	-	-	-								
-	-	-	-	-	-	-	-	4,194	-	4,194	-	-	-	-	4,194								
-	-	-	-	-	-	-	-	-	-	-	-	-	-	-	-								
-	823,433	-	-	-	-	823,433	-	-	-	-	-	-	-	969,131	969,131		-		118				
-	823,433	3,559,191	3,417,102	3,316,637	2,803,477	13,919,840	-	4,194	-	4,194	-	-	-	969,131	973,325		-	27	22				
-	-	-	-	-	-	-	-	-	-	-	-	-	-	-	-								
-	-	59,616	60,117	47,917	34,917	202,567	-	-	-	-	-	-	-	-	-			-	-				
-	-	119,500	55,100	25,500	18,000	218,100	-	-	-	-	-	-	-	-	-			-	-				
-	-	179,116	115,217	73,417	52,917	420,667	-	-	-	-	-	-	-	-	-			-	-				
-	-	1	1	1	1	4	-	-	-	-	-	-	-	-	-			-	-				
-	-	-	-	-	-	-	-	-	-	-	-	-	-	-	-								
-	-	-	-	-	-	-	-	-	-	-	-	-	-	-	-								
-	-	1	1	1	1	4	-	-	-	-	-	-	-	-	-			-	-				
-	1,745,004	5,768,124	6,559,025	3,707,876	3,622,544	21,402,573	-	31,989	-	31,989	-	-	-	82,281	114,270		-	1	2				
-	-	146,467	6,964,566	6,799,835	89,530,966	103,441,834	-	16,353	-	16,353	-	-	-	-	16,353			-	11				
-	1,745,004	5,914,591	13,523,591	10,507,711	93,153,510	124,844,407	-	48,342	-	48,342	-	-	-	82,281	130,623		-	1	2				
26,624,033	265,760,600	300,276,822	265,579,453	258,427,872	309,123,148	1,425,791,928	22,426,565	2,361,346	-	24,787,911	206,249,217	27,300	206,276,517	363,778,065	594,842,493	93	78	121	100				
-	-	-	-	-	-	-	-	-	-	-	-	-	-	-	-								
-	-	-	-	-	-	-	-	-	-	-	-	-	-	-	-								
-	-	-	-	-	-	-	-	-	-	-	-	-	-	-	-								
-	-	-	-	-	-	-	-	-	-	-	-	-	-	-	-								
-	-	-	-	-	-	-	-	-	-	-	-	-	-	-	-								
-	-	-	-	-	-	-	-	312	-	312	-	-	-	-	312								
-	-	-	-	-	-	-	-	-	-	-	-	-	-	-	-								
-	-	-	-	-	-	-	-	-	-	-	-	-	-	-	-								
-	-	-	-	-	-	-	-	312	-	312	-	-	-	-	312								
24,379	171,065	171,065	171,065	-	-	537,574	-	-	-	-	-	-	-	-	-	-	-	-	-				
280,749	10,670,919	26,223,827	8,411,685	7,876,449	7,050,516	60,514,145	-	-	-	-	-	-	-	-	-	-	-	-	-				
-	-	-	-	-	-	-	-	-	-	-	-	-	-	-	-								
2,757,073	12,915,319	14,475,929	13,309,946	13,172,411	13,425,236	70,055,914	-	-	-	-	-	-	-	-	-	-	-	-	-				
-	-	7,000	7,000	7,000	1,000	22,000	-	-	-	-	-	-	-	-	-			-	-				
3,062,201	23,757,303	40,877,821	21,899,696	21,055,860	20,476,752	131,129,633	-	-	-	-	-	-	-	-	-	-	-	-	-				
2,665	-	-	-	-	-	2,665	-	-	-	-	-	-	-	-	-	-			-				
979,812	864,117	1,460,413	926,450	638,702	477,893	5,347,387	-	-	-	-	-	-	-	-	-	-	-	-	-				
412,816	628,812	596,228	608,611	581,302	605,696	3,433,465	-	-	-	-	-	-	-	-	-	-	-	-	-				
39,549	-	-	-	-	-	39,549	-	-	-	-	-	-	-	-	-				-				
-	-	1	1	1	1	4	-	-	-	-	-	-	-	-	-			-	-				
1,434,842	1,492,929	2,056,642	1,535,062	1,220,005	1,083,590	8,823,070	-	-	-	-	-	-	-	-	-	-	-	-	-				
18,734	1,632,545	13,336,980	31,290,512	11,073,748	8,394,368	65,746,887	-	-	-	-	-	-	-	-	-	-	-	-	-				
9,449	-	-	-	-	-	9,449	-	-	-	-	-	-	-	-	-	-			-				
-	-	226,001	226,001	226,001	226,001	904,004	-	-	-	-	-	-	-	-	-		-	-	-				
28,183	1,632,545	13,562,981	31,516,513	11,299,749	8,620,369	66,660,340	-	-	-	-	-	-	-	-	-	-	-	-	-				
362,613	-	-	-	-	-	362,613	-	-	-	-	-	-	-	-	-	-			-				
362,613	-	-	-	-	-	362,613	-	-	-	-	-	-	-	-	-	-			-				
-	-	-	-	-	-	-	-	-	-	-	-	-	-	-	-								
-	-	-	-	-	-	-	-	-	-	-	-	-	-	-	-								
-	-	-	-	-	-	-	-	-	-	-	-	-	-	-	-								
4,887,839	26,882,777	56,497,444	54,951,271	33,575,614	30,180,711	206,975,656	-	-	-	-	-	-	-	-	-	-	-	-	-				
31,511,872	292,643,377	356,774,266	320,530,724	292,003,486	339,303,859	1,632,767,584	22,426,565	2,361,658	-	24,788,223	206,249,217	27,300	206,276,517	363,778,065	594,842,805	79	70	102	87	1,835,264,933	32		

Savings Persistence Report

For: Algoma Power Inc.

#	Program / Initiative Name	Gross Verified Annual Energy Savings (kWh) 2015–2050	Gross Verified Energy Savings	Gross Verified Annual Peak Demand Savings (kW) 2015–2050	Gross Verified Peak Demand Savings	Gross Verified Savings	Net Verified Annual Energy Savings (kWh) 2015–2050	Net Verified Energy Savings	Net Verified Annual Peak Demand Savings (kW) 2015–2050	Net Verified Peak Demand Savings	Net Verified Savings
	2015 Verified 2015 Results										
1	Save on Energy Coupon Program	[illegible]		[illegible]			[illegible]		[illegible]		
2	Save on Energy Heating & Cooling Program	[illegible]		[illegible]			[illegible]		[illegible]		
67	Appliance Retirement Initiative	[illegible]		[illegible]			[illegible]		[illegible]		
68	Coupon Initiative	[illegible]		[illegible]			[illegible]		[illegible]		
69	Bi-Annual Retailer Event Initiative	[illegible]		[illegible]			[illegible]		[illegible]		
70	HVAC Incentives Initiative	[illegible]		[illegible]			[illegible]		[illegible]		
72	Efficiency: Equipment Replacement Incentive Initiative	[illegible]		[illegible]			[illegible]		[illegible]		
74	Direct Install Lighting and Water Heating Initiative	[illegible]		[illegible]			[illegible]		[illegible]		
80	Low Income Initiative	[illegible]		[illegible]			[illegible]		[illegible]		
	Subtotal: 2015 Verified 2015 Results	[illegible]		[illegible]			[illegible]		[illegible]		
	2016 Verified 2015 Results Adjustments										
[illegible]	Save on Energy Coupon Program	[illegible]		[illegible]			[illegible]		[illegible]		
[illegible]	Save on Energy Retrofit Program	[illegible]		[illegible]			[illegible]		[illegible]		
[illegible]	Coupon Initiative	[illegible]		[illegible]			[illegible]		[illegible]		
[illegible]	HVAC Incentives Initiative	[illegible]		[illegible]			[illegible]		[illegible]		
[illegible]	Efficiency: Equipment Replacement Incentive Initiative	[illegible]		[illegible]			[illegible]		[illegible]		
	Subtotal: 2016 Verified 2015 Results Adjustments	[illegible]		[illegible]			[illegible]		[illegible]		
	2017 Verified 2015 Results Adjustments										
[illegible]	Efficiency: Equipment Replacement Incentive Initiative	[illegible]		[illegible]			[illegible]		[illegible]		
[illegible]	Direct Install Lighting and Water Heating Initiative	[illegible]		[illegible]			[illegible]		[illegible]		
	Subtotal: 2017 Verified 2015 Results Adjustments	[illegible]		[illegible]			[illegible]		[illegible]		
	2016 Verified 2016 Results										
[illegible]	Save on Energy Coupon Program	[illegible]		[illegible]			[illegible]		[illegible]		
[illegible]	Save on Energy Heating & Cooling Program	[illegible]		[illegible]			[illegible]		[illegible]		
[illegible]	Save on Energy Home Assistance Program	[illegible]		[illegible]			[illegible]		[illegible]		
[illegible]	Save on Energy Retrofit Program	[illegible]		[illegible]			[illegible]		[illegible]		
[illegible]	Save on Energy Small Business Lighting Program	[illegible]		[illegible]			[illegible]		[illegible]		
[illegible]	Residential Direct Mail LDC Innovation Fund Pilot Program	[illegible]		[illegible]			[illegible]		[illegible]		
	Subtotal: 2016 Verified 2016 Results	[illegible]		[illegible]			[illegible]		[illegible]		
	2017 Verified 2016 Results Adjustments										
[illegible]	Save on Energy Coupon Program	[illegible]		[illegible]			[illegible]		[illegible]		
[illegible]	Save on Energy Retrofit Program	[illegible]		[illegible]			[illegible]		[illegible]		
[illegible]	Save on Energy Small Business Lighting Program	[illegible]		[illegible]			[illegible]		[illegible]		
	Subtotal: 2017 Verified 2016 Results Adjustments	[illegible]		[illegible]			[illegible]		[illegible]		
	Subtotal: 2017 Verified 2017 Results	[illegible]		[illegible]			[illegible]		[illegible]		
	Total	[illegible]		[illegible]			[illegible]		[illegible]		

Savings Persistence Report

Transition Matrix Office

2017 Final Verified Annual LDC CDM Program Results Report
Methodology

General

All results are at the end-user level, i.e. not including losses as a result transmission and distribution lines.

2015 results are based on projects completed between January 1, 2015 and December 31, 2015; 2016 results are based on projects completed between January 1, 2016 and December 31, 2016; and 2017 results are based on projects completed between January 1, 2017 and December 31, 2017.

The 2015 verified results considers projects reported to the IESO between January 1, 2015 and March 31, 2016; the 2016 verified results considers projects reported to the IESO between April 1, 2016 and April 15, 2017; the 2017 verified results considers projects reported to the IESO between April 16, 2017 and April 15, 2018.

Legacy Framework results are based on projects begun prior to an LDC's transition to the Conservation First Framework program and completed by December 31, 2015. Conservation First Framework results are based on projects begun on or after an LDC's transition to the Conservation First Framework program and projects transitioned to the Conservation First Framework through a valid Extension Agreement for eligible Programs.

Savings Calculations

#	Project Type	Attributing Savings to LDCs
1	Prescriptive Measures and Projects Programs	**Gross Reported Savings =** Activity * Per Unit Assumption Savings **Gross Verified Savings =** Gross Reported Savings * Realization Rate **Net Verified Savings =** Gross Verified Savings * Net-to-Gross Ratio All savings are annualized (i.e. the savings are the same regardless of time of year a project was completed or measure installed)
2	Engineered and Custom Projects / Programs	**Gross Reported Savings =** Reported Savings **Gross Verified Savings =** Gross Reported Savings * Realization Rate **Net Verified Savings =** Gross Verified Savings * Net-to-Gross Ratio All savings are annualized (i.e. the savings are the same regardless of time of year a project was completed or measure installed)
3	Adjustments to Previous Years' Verified Results	All variances from the Final Annual Results Reports from prior years will be adjusted within this report. Any variances with regards to projects counts, data lag, and calculations etc., will be made within this report. Considers the annual effect of energy savings.

Cost Determination

Costs are determined and allocated to the period based on the date the cost has been reported to the IESO regardless of when the cost was incurred.

E.g. if an LDC reports by the December 2017 IESO Reporting Period: 1) program savings; and 2) Participant Incentives; associated with a 2017 completed project, as well as 3) Administrative Expenses; then: a) the savings; b) expenditures; and c) corresponding cost effectiveness; are attributed to the 2017 program year.

However if the same is reported in or after the January 2018 IESO Reporting Period: only the i) the savings and ii) costs for the purposes of Cost Effectiveness Test calculations will be attributed to the 2017 program year; The expenditures for the purposes of spending reporting (in the Monthly Participation & Cost Report and this Verified Annual LDC CDM Program Results Report) will be allocated to the 2018 program year and will not appear.

2015-2020 Conservation First Framework

#	Program	Attributing Savings to LDCs	Project List Date	Savings 'start' Date	Calculating Resource Savings
1	Save on Energy Coupon Program	LDC-coded coupons directly attributed to LDC; Otherwise results are allocated based on Consumer Program Allocation Reference Table.	April 15, 2018	Savings are considered to begin in the year in which the coupon was redeemed.	Peak demand and energy savings are determined using the verified measure level per unit assumption multiplied by the uptake in the market (gross) taking into account net-to-gross factors such as free-ridership and spillover (net) at the measure level.
2	Save on Energy Instant Discount Program	Results are allocated based on Consumer Program Allocation Reference Table.	April 15, 2018	Savings are considered to begin in the year in which the event occurred.	
3	Save on Energy Heating & Cooling Program	Results directly attributed to LDC based on customer applications and postal code.	April 15, 2018	Savings are considered to begin in the year that the installation occurred.	
4	Save on Energy New Construction Program	Results are directly attributed to LDC based on LDC identified in LDC Report	April 15, 2018	Savings are considered to begin in the year of the project completion date.	
5	Save on Energy Home Assistance Program	Results are directly attributed to LDC based on LDC identified in the application.	April 15, 2018	Savings are considered to begin in the year in which the measures were installed.	
6	Save on Energy Audit Funding Program	Projects are directly attributed to LDC based on LDC identified in the application.	April 15, 2018	Savings are considered to begin in the year of the audit date.	Peak demand and energy savings are determined by the total savings resulting from an audit as reported (reported). A realization rate is applied to the reported savings to ensure that these savings align with EM&V protocols and reflect the savings that were actually realized (i.e. how many light bulbs were actually installed vs. what was reported) (gross). Net savings takes into account net-to-gross factors such as free-ridership and spillover (net).
7	Save on Energy Retrofit Program	Projects are directly attributed to LDC based on LDC identified in the application.	April 15, 2018	Savings are considered to begin in the year of the actual project completion date as reported in the LDC Report	Peak demand and energy savings are determined by the total savings for a given project as reported in the iCON system (reported). A realization rate is applied to the reported savings to ensure that these savings align with EM&V protocols and reflect the savings that were actually realized (i.e. how many light bulbs were actually installed vs. what was reported) (gross). Net savings takes into account net-to-gross factors such as free-ridership and spillover (net). Both realization rate and net-to-gross ratios can differ for energy and demand savings and depend on the mix of projects within an LDC territory (i.e. lighting or non-lighting project, engineered/custom/prescriptive track).
8	Save on Energy Small Business Lighting Program	Results are directly attributed to LDC based on the LDC specified on the work order.	April 15, 2018	Savings are considered to begin in the year of the actual project completion date.	Peak demand and energy savings are determined using the verified measure level per unit assumptions multiplied by the uptake of each measure accounting for the realization rate for both peak demand and energy to reflect the savings that were actually realized (i.e. how many light bulbs were actually installed vs. what was reported) (gross). Net savings take into account net-to-gross factors such as free-ridership and spillover for both peak demand and energy savings at the program level (net).
9	Save on Energy High Performance New Construction Program	Results are directly attributed to LDC based on LDC identified in the application.	April 15, 2018	Savings are considered to begin in the year of the actual project completion date.	Peak demand and energy savings are determined by the total savings for a given project as reported in the CDM LDC Report Template. Preliminary unverified net savings are calculated by multiplying reported savings by 2016 Net-to-gross ratios and realization rates.
10	Save on Energy Existing Building Commissioning Program	Results are directly attributed to LDC based on LDC identified in the application.	April 15, 2018	Savings are considered to begin in the year of the actual project completion date.	
11	Save on Energy Business Refrigeration Incentive Program	Results are directly attributed to LDC based on LDC identified in the application.	April 15, 2018	Savings are considered to begin in the year of the actual project completion date.	
12	Save on Energy Process and Systems Upgrades Program	Results are directly attributed to LDC based on LDC identified in application.	April 15, 2018	Savings are considered to begin in the year in which the project was in-service.	Peak demand and energy savings are determined by the total savings from a given project as reported (reported). A realization rate is applied to the reported savings to ensure that these savings align with EM&V protocols and reflect the savings that were actually realized (i.e. how many light bulbs were actually installed vs. what was reported) (gross). Net savings takes into account net-to-gross factors such as free-ridership and spillover (net).
13	Save on Energy Energy Manager Program	Results are directly attributed to LDC based on LDC identified in the application.	April 15, 2018	Savings are considered to begin in the year in which the project was completed by the energy manager.	
14	Save on Energy Monitoring and Targeting Program	Results are directly attributed to LDC based on LDC identified in the application.	April 15, 2018	Savings are considered to begin in the year in which the incentive project was completed.	

2011-2014+2015 Extension Legacy Framework

#	Initiative	Attributing Savings to LDCs	Project List Date	Savings 'start' Date	Calculating Resource Savings
1	saveONenergy Appliance Retirement Initiative	2015 Results only. Includes both retail and home pickup stream. Retail stream allocated based on average of 2008 & 2009 residential throughput; Home pickup stream directly attributed by postal code or customer selection.	April 15, 2018	Savings are considered to begin in the year the appliance is picked up.	Peak demand and energy savings are determined using the verified measure level per unit assumption multiplied by the uptake in the market (gross) taking into account net-to-gross factors such as free-ridership and spillover (net) at the measure level.
2	saveONenergy Conservation Instant Coupon Booklet	2015 Results only. LDC-coded coupons directly attributed to LDC; Otherwise results are allocated based on average of 2008 & 2009 residential throughput.	April 15, 2018	Savings are considered to begin in the year in which the coupon was redeemed.	
3	saveONenergy Bi-Annual Retailer Event	2015 Results only. Results are allocated based on average of 2008 & 2009 residential throughput.	April 15, 2018	Savings are considered to begin in the year in which the event occurs.	
4	saveONenergy HVAC Incentives	2015 Results only. Results directly attributed to LDC based on customer applications and postal code.	April 15, 2018	Savings are considered to begin in the year that the installation occurred.	
5	saveONenergy Residential New Construction	2015 Results only. Results are directly attributed to LDC based on LDC identified in application in the iCon system.	April 15, 2018	Savings are considered to begin in the year of the project completion date.	
6	saveONenergy Energy Audit	2015 Results only. Projects are directly attributed to LDC based on LDC identified in the application.	April 15, 2018	Savings are considered to begin in the year of the audit date.	Peak demand and energy savings are determined by the total savings resulting from an audit as reported (reported). A realization rate is applied to the reported savings to ensure that these savings align with EM&V protocols and reflect the savings that were actually realized (i.e. how many light bulbs were actually installed vs. what was reported) (gross). Net savings takes into account net-to-gross factors such as free-ridership and spillover (net).
7	saveONenergy Efficiency: Equipment Replacement	2015 Results only. Results are directly attributed to LDC based on LDC identified at the facility level in the iCon system. Projects in the Application Status: "Post-Stage Submission" are included (excluding "Payment denied by LDC"); Please see page for Building type to Sector mapping.	April 15, 2018	Savings are considered to begin in the year of the actual project completion date in the iCON system.	Peak demand and energy savings are determined by the total savings for a given project as reported in the iCON system (reported). A realization rate is applied to the reported savings to ensure that these savings align with EM&V protocols and reflect the savings that were actually realized (i.e. how many light bulbs were actually installed vs. what was reported) (gross). Net savings takes into account net-to-gross factors such as free-ridership and spillover (net). Both realization rate and net-to-gross ratios can differ for energy and demand savings and depend on the mix of projects within an LDC territory (i.e. lighting or non-lighting project, engineered/custom/prescriptive track). Additional Note: project counts were derived by filtering out invalid statuses (e.g. Post-Project Submission - Payment denied by LDC) and only including projects with an "Actual Project Completion Date" in 2015)
8	saveONenergy Direct Installed Lighting	2015 Results only. Results are directly attributed to LDC based on the LDC specified on the work order.	April 15, 2018	Savings are considered to begin in the year of the actual project completion date.	Peak demand and energy savings are determined using the verified measure level per unit assumptions multiplied by the uptake of each measure accounting for the realization rate for both peak demand and energy to reflect the savings that were actually realized (i.e. how many light bulbs were actually installed vs. what was reported) (gross). Net savings take into account net-to-gross factors such as free-ridership and spillover for both peak demand and energy savings at the program level (net).
9	saveONenergy New Construction and Major Renovation Incentive	2015 Results only. Results are directly attributed to LDC based on LDC identified in the application.	April 15, 2018		Peak demand and energy savings are determined by the total savings for a given project as reported (reported). A realization rate is applied to the reported savings to ensure that these savings align with EM&V protocols and reflect the savings that were actually realized (i.e. how many light bulbs were actually installed vs. what was reported) (gross). Net savings takes into account net-to-gross factors such as free-ridership and spillover (net).
10	saveONenergy Existing Building Commissioning Incentive	2015 Results only. Results are directly attributed to LDC based on LDC identified in the application.	April 15, 2018		
11	saveONenergy Process & System Upgrades	2015 Results only. Results are directly attributed to LDC based on LDC identified in application.	April 15, 2018	Savings are considered to begin in the year in which the incentive project was completed.	Peak demand and energy savings are determined by the total savings from a given project as reported (reported). A realization rate is applied to the reported savings to ensure that these savings align with EM&V protocols and reflect the savings that were actually realized (i.e. how many light bulbs were actually installed vs. what was reported) (gross). Net savings takes into account net-to-gross factors such as free-ridership and spillover (net).
12	saveONenergy Energy Manager	2015 Results only. Results are directly attributed to LDC based on LDC identified in application.	April 15, 2018	Savings are considered to begin in the year in which the project was completed by the energy manager. If no date is specified the savings will begin the year of the Quarterly Report submitted by the energy manager.	
13	saveONenergy Monitoring & Targeting	2015 Results only. Results are directly attributed to LDC based on LDC identified in application.	April 15, 2018	Savings are considered to begin in the year in which the incentive project was completed.	
14	saveONenergy Home Assistance Program	2015 Results only. Results are directly attributed to LDC based on LDC identified in the application.	April 15, 2018	Savings are considered to begin in the year in which the measures were installed.	Peak demand and energy savings are determined using the measure level per unit assumption multiplied by the uptake of each measure (gross), taking into account net-to-gross factors such as free-ridership and spillover (net) at the measure level.
15	Aboriginal Conservation Program	2015 Results only. Results are directly attributed to LDC based on LDC identified in the application.	April 15, 2018		
16	Program Enabled Savings	2015 Results only.	April 15, 2018		

2017 Final Verified Annual LDC CDM Program Results Report
Consumer Program Allocation Reference Table

#	Local Distribution Company	Allocation (%)
1	Alectra Utilities Corporation	19.77
2	Algoma Power Inc.	0.18
3	Atikokan Hydro Inc.	0.02
4	Attawapiskat Power Corporation	0.01
5	Bluewater Power Distribution Corporation	0.62
6	Brantford Power Inc.	0.67
7	Burlington Hydro Inc.	1.34
8	Canadian Niagara Power Inc.	0.35
9	Centre Wellington Hydro Ltd.	0.11
10	Chapleau Public Utilities Corporation	0.03
11	COLLUS PowerStream Corp.	0.25
12	Cooperative Hydro Embrun Inc.	0.06
13	E.L.K. Energy Inc.	0.25
14	Energy+ Inc.	1.12
15	Entegrus Powerlines Inc.	0.70
16	EnWin Utilities Ltd.	1.49
17	Erie Thames Powerlines Corporation	0.32
18	Espanola Regional Hydro Distribution Corporation	0.06
19	Essex Powerlines Corporation	0.61
20	Festival Hydro Inc.	0.32
21	Fort Albany Power Corporation	0.01
22	Fort Frances Power Corporation	0.09
23	Greater Sudbury Hydro Inc.	0.80
24	Grimsby Power Incorporated	0.18
25	Guelph Hydro-Electric Systems Inc.	0.85
26	Halton Hills Hydro Inc.	0.59
27	Hearst Power Distribution Company Limited	0.05
28	Hydro 2000 Inc.	0.04
29	Hydro Hawkesbury Inc.	0.15
30	Hydro One Networks Inc.	27.29
31	Hydro Ottawa Limited	6.61
32	InnPower Corporation	0.33
33	Kashechewan Power Corporation	0.02
34	Kenora Hydro Electric Corporation Ltd.	0.09
35	Kingston Hydro Corporation	0.29
36	Kitchener-Wilmot Hydro Inc.	1.51
37	Lakefront Utilities Inc.	0.11
38	Lakeland Power Distribution Ltd.	0.23
39	London Hydro Inc.	2.61
40	Midland Power Utility Corporation	0.10
41	Milton Hydro Distribution Inc.	0.66
42	Newmarket-Tay Power Distribution Ltd.	0.60
43	Niagara Peninsula Energy Inc.	0.82
44	Niagara-on-the-Lake Hydro Inc.	0.13
45	North Bay Hydro Distribution Limited	0.42
46	Northern Ontario Wires Inc.	0.09
47	Oakville Hydro Electricity Distribution Inc.	1.51
48	Orangeville Hydro Limited	0.20
49	Orillia Power Distribution Corporation	0.22
50	Oshawa PUC Networks Inc.	1.48
51	Ottawa River Power Corporation	0.12
52	Peterborough Distribution Incorporated	0.46
53	PUC Distribution Inc.	0.65
54	Renfrew Hydro Inc.	0.05
55	Rideau St. Lawrence Distribution Inc.	0.07
56	Sioux Lookout Hydro Inc.	0.08
57	St. Thomas Energy Inc.	0.28
58	Thunder Bay Hydro Electricity Distribution Inc.	0.82
59	Tillsonburg Hydro Inc.	0.12
60	Toronto Hydro-Electric System Limited	15.57
61	Veridian Connections Inc.	2.39
62	Wasaga Distribution Inc.	0.18
63	Waterloo North Hydro Inc.	0.96
64	Welland Hydro-Electric System Corp.	0.31
65	Wellington North Power Inc.	0.06
66	West Coast Huron Energy Inc.	0.06
67	Westario Power Inc.	0.37
68	Whitby Hydro Electric Corporation	1.12
Total		**100.00**

2017 Final Verified Annual LDC CDM Program Results Report
Glossary

#	Term	Definition
	Reporting Terms	
1	Forecast	An LDCs' forecast of program activity, savings, net-to-gross adjustments, expenditures and cost effectiveness as indicated in each LDC's submitted CDM Plan Cost Effectiveness Tools. Forecasts at the province wide level are the sum of all LDCs' forecasts.
2	Reported	Program activity savings and expenditures as determined by the LDC. For savings: 1) for prescriptive projects/programs: calculating quantity x prescriptive savings assumptions; and 2) for engineered or custom program projects/programs: calculated using prescribed methodologies.
3	Verified	The IESO's annually EM&V assessed program activity, savings, net-to-gross, expenditures and cost effectiveness. Preliminary Verified results are provided by June 1st of each year and Final Verfied results are provided by July 1st of each year.
4	Adjustment	Verified results that were achieved in previous years but were not provided in a previous years' Annual Verified Results Report.
5	Progress or Comparison	An assessment of Actual results versus Verified results.
	Framework Terms	
6	2011-2014+2015 Extension Legacy Framework	Programs in market from 2011-2015 resulting from the April 23, 2010 GEA CDM Ministerial Directive and funded separately from 2015-2020 Conservation First Framework Programs but whose savings in 2015 are attributed towards the 2015-2020 Conservation First Framework target.
7	2015-2020 Conservation First Framework	Programs in market from 2015-2020 resulting from the March 31, 2014 CFF Ministerial Directive and funded separately from 2011-2014+2015 Extension Legacy Framework Programs.
8	LDC Innovation Fund	A source of funding under the 2015-2020 Conservation First Framework separate from LDC CDM Plan Budgets that the IESO maintains to support LDC led program design and market testing of new initiatives. Savings from LDC Innovation Fund pilot programs contribute to the LDCs savings targets based on the LDC service territory the pilot program is delivered in.
9	Conservation Fund	A source of funding external to the 2015-2020 Conservation First Framework that provides financial support for innovative electricity conservation technologies, practices, research, and pilot programs. Savings from Conservation Fund pilot programs contribute to the LDCs savings targets based on the LDC service territory the pilot program is delivered in.
	Programs Terms	
10	Program	A Conservation & Demand Management offering focusing on a particular opportunity or customer end-use (e.g. Coupon; or Retrofit;) from the 2015-2020 Conservation First Framework.
11	Province-Wide Program	Programs available to all LDCs to deliver and that are consistent across the province.
12	Regional Program	Programs designed by LDCs to serve their region and approved by the IESO.
13	Local Program	Programs designed by LDCs to serve their communities and approved by the IESO.
14	Pilot Program	A program pilot that may achieve energy or demand savings and is funded separately from an LDC's CDM Plan Budget.
15	Initiative	A Conservation & Demand Management offering focusing on a particular opportunity or customer end-use (e.g. Fridge & Freezer Pickup) from the 2011-2014+2015 Extension Legacy Framework.
	Activity Terms	
16	Participation	A measure of the level of program participation, such as number of projects, homes, equipment, etc..
17	Unit of Measure	For a specific initiative the relevant type of participation acquired in the market place (e.g. appliances picked up; coupon products installed; HVAC equipment installed; audits performed; or projects completed;).
	Savings Terms	
18	Energy Savings	Energy savings attributable to conservation and demand management activities.
19	Peak Demand Savings	Peak Demand savings attributable to conservation and demand management activities, as determined by the IESO's EM&V Protocols.
20	Incremental Savings	The energy or peak demand savings newly attributable to activity procured in a particular reporting period based on when the savings are considered to 'start'. Savings attributed to activity performed or completed in 2016 are presented as 2016 savings.
21	First Year Savings	The energy or peak demand savings that occur in the year it was achieved (includes resource savings from only new program activity).
22	Annual Savings	The energy or peak demand savings that occur in a given year (includes resource savings from new program activity and resource savings persisting from previous years).
23	Gross Savings	The energy or peak demand savings that have been reported based on a conservation and demand management program's participation tracking.
24	Net Savings	The energy or peak demand savings attributable to conservation and demand management activities, net of free-riders, spill over, etc.
25	Realization Rate	A comparison of originally reported savings and observed or measured savings that adjusts reported savings to arrive at verified savings. Accounts for discrepancies such as audited measure counts; adjustment for connected demand savings to peak demand savings; etc.
26	Net-to-Gross Adjustment	The ratio of net savings to gross savings, which takes into account factors such as free-ridership, spillover, etc.
27	Free-ridership	The percentage of participants who would have implemented the program measure or practice in the absence of the program.
28	Spillover	Reductions in energy consumption and/or demand caused by the presence of the energy efficiency program, beyond the program-related gross savings of the participants. There can be participant and/or non-participant spillover.
29	Allocated Target	Each LDC's assigned portion of the Province's 7 TWh Net 2020 Annual Energy Savings Target of the 2015-2020 Conservation First Framework.
	Costs Terms	
30	Participant Incentive	Costs incurred in the delivery of a program related to incenting participants to perform peak demand or energy savings.
31	LDC Administrative Expense	Costs reported by the LDC in the delivery of a program related to labour, marketing, third-party expenses, etc.
32	IESO Value Added Services Cost	Costs incurred by the IESO's Value Added Service Provider related to associated programs (Coupons and Heating & Cooling), and charged to the LDC in which the programs's activity took place.
33	Total Administrative Expense	The sum of LDC Adminsitrative Expense and IESO Value Added Services Cost.
34	Delivery Cost	The sum of Total Administrative Expenses and Participant Incentives. **All costs are presented based on the period reported by LDCs to the IESO, not necessarily associated with reported activity.** **E.g. If an LDC reports by the December 2016 IESO Reporting Period: 1) program savings; 2) Participant Incentives; and 3) Administrative Expenses associated with a 2016 completed project, then: a) the savings; b) expenditures; and c) corresponding cost effectiveness; are attributed to the 2016 program year.** **However if the same is reported in or after the January 2017 IESO Reporting Period: i) the savings will be attributed to the 2016 program year; ii) the expenditures will be attributed to the 2017 program year and will not appear in the 2016 Verified Results Report; but iii) the project's Participant Incentives will be used to calculate 2016 Cost Effectiveness;**
35	Allocated Budget	Each LDC's assigned portion of the Province's $ 1.835 billion CDM Plan Budget of the 2015-2020 Conservation First Framework.
	Cost Effectiveness Terms	
36	Total Resource Cost Cost Effectiveness Test	A cost effectiveness test that measures the net cost of CDM based on the total costs of the program including both participants' and utility's costs.
37	Program Administrator Cost Cost Effectiveness Test	A cost effectiveness test that measures the net cost of CDM based on costs incurred by the program administrator, including incentive costs and excluding net costs incurred by the participant.
38	Levelized Unit Energy Cost Cost Effectiveness Test	A cost effectiveness test that normalizes the costs incurred by the program administrator per unit of energy or demand reduced.