2017 Final Verified Annual LDC CDM Program Results Report
Letter from the Vice-President, Policy, Engagement & Innovation

June 29, 2018

To: Ontario's Local Distribution Companies

At the mid-way point of the Conservation First Framework (CFF) Ontario's Local Distribution Companies (LDCs) along with the IESO have shown significant progress towards the 2020 CFF 7.0 TWh target. The province has achieved 1.8 TWh of persisting energy savings in 2017, the highest performing year on record. Approximately 20% ($364M) of the allocated $1.835B CFF LDC Conservation Demand Management (CDM) budget was accounted for in 2017. From 2015, LDCs have achieved 4.8 TWh of energy savings, representing 69% of the CFF 7.0 TWh target. The savings realized to date demonstrate the significant efforts made by LDCs and the IESO in delivering and promoting conservation programs across the province.

Key highlights from the 2017 results include:

- The share of residential portfolio savings increased for the third consecutive year, accounting for 46% of 2017 results, while the business portfolio program contributed to 45%, and local/pilot/centrally delivered programs accounting for 9% of 2017 savings.
- The Coupon & Instant Discount residential retail program produced a record achievement of 740 GWh of persisting energy savings, increasing by over 53% of the results from 2016. LED light bulbs remained the most common measure accounting 91% of savings.
- The Retrofit program achieved 663 GWh of persisting energy savings in 2017, which represents a small reduction in savings despite completing approximately half the number projects compared to 2016 results (including adjustments). Lighting continues to represent the majority of results, representing 79% of savings in 2017.
- The Process and Systems Upgrades Program achieved 15 GWh in 2017, but also verified an additional 65 GWh in 2016 completed projects and 11 GWh in 2015 completed projects as part of this year's evaluation. Behind-the-meter generation projects account for 82% of program savings-to-date.
    - The data lag associated with unreported (yet completed) 2017 projects for the Retrofit and Process and Systems Upgrade programs remain an ongoing challenge. Together with the Heating & Cooling program, these programs have approximately 723 GWh in unverified savings yet to be reported by LDCs for which is anticipated to be reported a future verified annual results reports as 2017 adjustments.

Minor revisions were made to the final 2017 results relative to the preliminary 2017 results issued to LDCs on June 1, 2018. Details on the revisions between the 2017 preliminary and final verified results can be found in the 2017 Frequently Asked Questions (FAQs) along with key 2017 evaluation findings and province-wide and local program cost effectiveness test results posted alongside LDC results.

Consistent with prior year evaluation cycles, all 2017 final verified annual results reports will be posted on the IESO website in early July. LDC-specific cost effectiveness test results (program- and portfolio-level) will be available by September 15, 2017. Finally, 2017 EM&V reports will be available later this summer along with key program recommendations to be shared with the Joint Program Operations Committee (JPOC) and associated committees.

I look forward to the continued collaboration with LDCs and stakeholders building off lessons learned and implementing feedback from the mid-term review process to enhance current programs and future efforts.

Sincerely,

Terry Young
Vice-President, Policy, Engagement & Innovation
Independent Electricity System Operator

2017 Final Verified Annual LDC CDM Program Results Report
Table of Contents

#	Worksheet Name	Worksheet Description
1	How to Use This Report	Describes the contents and structure of this report
2	Report Summary	A high level summary of the Final 2017 Annual Verified Results Report, including: 1) progress toward the LDC's: a) Allocated 2020 Annual Energy Savings Target; b) Allocated 2015-2020 LDC CDM Plan Budget; c) CDM Plan 2015-2020 Forecasts; 3) annual savings and spending; 4) Annual FCR Progress; 5) annual LDC CDM Plan spending progress; 6) graphs describing: a) contribution to 2020 Target Achievement by program; b) 2017 LDC CDM Plan Budget Spending by Sector; c) annual energy savings persistence to 2020 by year; d) your Allocated Target achievement progress relative to your peers; and e) your LDC CDM Plan Budget Spending progress relative to your peers;
3	LDC Rankings	A comprehensive report of each LDC's performance rankings against all other LDCs in major performance categories.
4	LDC Progress	A comprehensive report of 2017 conservation results including: 1) activity; 2) savings including; a) energy and peak demand; b) net and gross; c) CDM Plan forecasts, verified actuals and relative progress; d) Allocated Target and Target acheivement; and 3) spending, including participant incentives and administrative expenses and IESO Value Added Services Costs. Data is grouped by category and summarized at the LDC level.
5	Province-Wide Progress	A comprehensive report of 2016 conservation results including: 1) activity; 2) savings including; a) energy and peak demand; b) net and gross; c) CDM Plan forecasts, verified actuals and relative progress; d) Allocated Target and Target acheivement; and 3) spending, including participant incentives and administrative expenses and IESO Value Added Services Costs. Data is grouped by category and summarized at the province wide level.
6	LDC Savings Persistence	A report detailing the gross and net energy and peak demand savings persistence by program and implementation year (2015, 2015 Adjustment, 2016, 2016 Adjustment and 2017) at the LDC Level.
7	Province-Wide Savings Persistence	A report detailing the gross and net energy and peak demand savings persistence by program and implementation year (2015, 2015 Adjustment, 2016, 2016 Adjustment and 2017) at the province wide Level.
8	Methodology	A description of the methods used to calculate energy savings, financial results and cost-effectiveness.
9	Reference Table	Provides detailing how Province wide Consumer Program results were allocated to specific LDCs.
10	Glossary	Definitions for the terms used throughout this report.

2017 Final Verified Annual LDC CDM Program Results Report
How to Use this Report

The IESO is pleased to provide you with the 2017 Final Verified Annual LDC CDM Program Results Report.

This report provides:
1) electricity savings;
2) annual Full Cost Recovery funding model program progress; and
3) peak demand savings;
4) IESO Value Added Services Costs
in accordance with Section 9.2(b)(i) of the Energy Conservation Agreement.

In addition to the above, this report also provides in greater detail:
1) program participation results including:
a) forecasts; b) actuals; and c) progress (forecast versus (vs) actuals);

2) program savings results including:
a) net 2020 annual energy and peak demand savings;
b) allocated target, target achievement and progress towards target;
c) incremental net first year energy and peak demand savings;
d) annual net-to-gross and realization rate adjustments; and
e) incremental gross first year energy and peak demand savings;
and where available reported by: i) forecasts; ii) verified actuals; and iii) progress (forecast vs actuals);

3) program spending including:
a) participation incentive spending;
b) administrative expense spending (including IESO value-added services costs);
c) aggregated total spending; and
d) allocated budget, LDC CDM Plan budget spending and progress towards budget;
and for each cost: i) forecasts; ii) verified actuals; and iii) progress (forecast vs actuals);

4) program savings results persistence for:
a) gross energy savings;
b) gross peak demand savings;
c) net energy savings; and
d) net peak demand savings;

by both the LDC specific level and the province-wide aggregated level for 2017, 2016 including adjustments, and 2015 including adjustments.

This report's format is consistent with the IESO issued Monthly Participation and Cost Report in that it is a dynamic sheet that can be expanded or collapsed by clicking the + button or "Show Detail" feature under the Data tab. Each of the four results categories listed above have been grouped together for easy accessibility.



Please note:
1) Cost Effectiveness Test (CET) results at the: a) province-wide / program level is available and posted separately on LDC Extranet; b) LDC / program level will be available on the LDC Extranet by September 15, 2018; as per the Energy Conservation Agreement, version 3.0;

2) forecasts of: a) activity; b) savings; and c) spending; included in this report are based on approved LDC CDM Plan - Cost Effectiveness Tools as of December 31, 2017 (from the i) Program Design; ii) Budget Inputs; and iii) Savings Results worksheets);

3) Annual FCR Progress only includes Full Cost Recovery funding model program savings results and excludes Pay-for-Performance funding model program savings results;

4) The complete list of approved programs and pilots as of December 31, 2017 approved LDC CDM Plans have been included, however only programs and pilots in market for a sufficient period of time to enable a valid EM&V process will have verified results;

5) 2017 Verified Adjustments to prior years consists of projects completed in the associated year but were not reported to the IESO by previous year's reporting deadlines (March 31, 2016 and April 15, 2017);

6) Pilot program savings are attributed to the LDC where the pilot program project is located in; and

7) This Annual Verified Results Report provides results for the LDC and province only. No aggregated reporting is provided for LDCs that are part of a joint CDM plan;

2017 Final Verified Annual LDC CDM Program Results Report
Summary

For: Oshawa PUC Networks Inc.

Results

#	Metric	2015 Verified Results	2016 Verified Results	2017 Verified Results	2015-2017 Verified Results	Allocated Target / Budget	2015-2017 Progress versus Allocated Target / Budget	2015-2020 LDC CDM Plan Forecast	2015-2017 Progress versus 2015-2020 LDC CDM Plan Forecast	2017 LDC CDM Plan Forecast	2017 Progress versus 2017 LDC CDM Plan Forecast	2015-2017 LDC CDM Plan Forecast	2015-2017 Progress versus 2015-2017 LDC CDM Plan Forecast
1	Net Verified Annual Energy Savings Persisting to 2020	15,538 MWh	13,731 MWh	23,040 MWh	52,309 MWh	73,010 MWh	72 %	73,010 MWh	72 %	6,554 MWh	352 %	30,754 MWh	170 %
2	LDC Ranking - Net Verified Annual Energy Savings Persisting to 2020	16	15	14	15	15	28	16	27	26	4	16	6
3	Total Spending ($)	$ 24,000	$ 1,975,382	$ 3,223,405	$ 5,222,787	$ 19,963,922	26 %	$ 19,918,698	26 %	$ 2,656,044	121 %	$ 6,160,566	85 %
4	LDC Ranking - Total Spending ($)	31	14	14	15	14	53	14	51	21	9	18	36

Annual FCR Progress

#	Metric	2015 Program Year	2016 Program Year	2017 Program Year	Total 2015-2017 Framework-to-Date
1	Net Verified 2020 Annual Energy Savings from Full Cost Recovery Programs	825 MWh	13,730 MWh	22,980 MWh	**37,535 MWh**
2	CDM Plan Forecasted Net 2020 Annual Energy Savings from Full Cost Recovery Programs	15,175 MWh *(2015 Annual Milestone from FCR Programs)*	7,944 MWh *(2016 Annual Milestone from FCR Programs)*	6,014 MWh *(2017 Annual Milestone from FCR Programs)*	**29,133 MWh** ***(Cumulative FCR Milestone)***
	FCR Progress				**128.8 %**

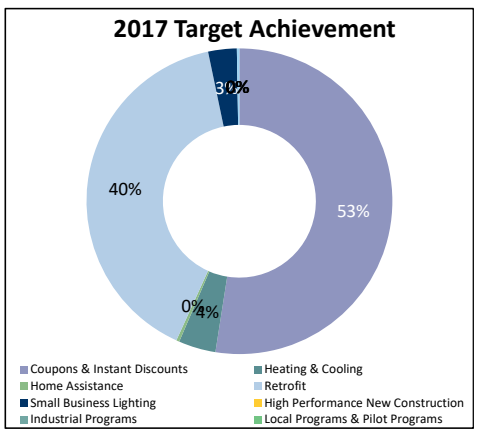

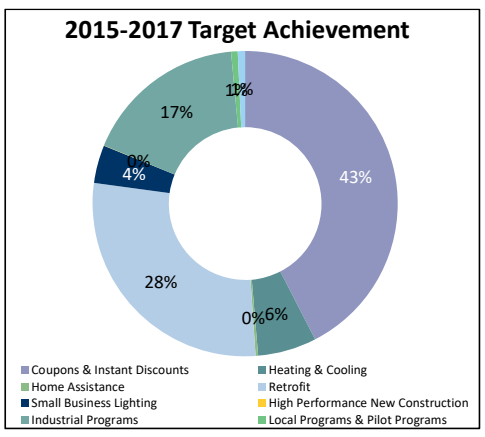

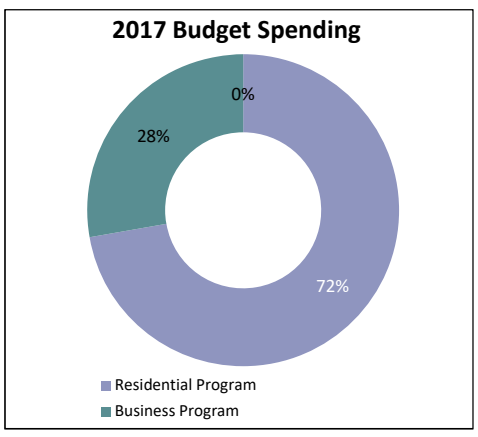

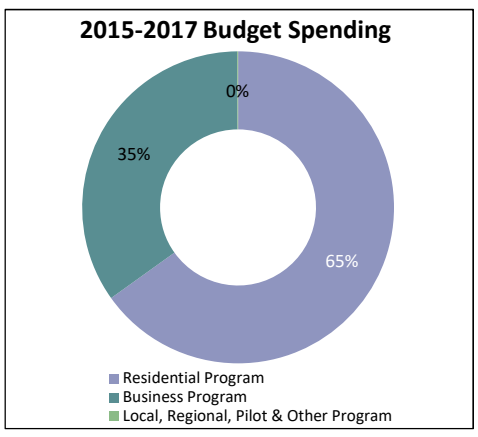

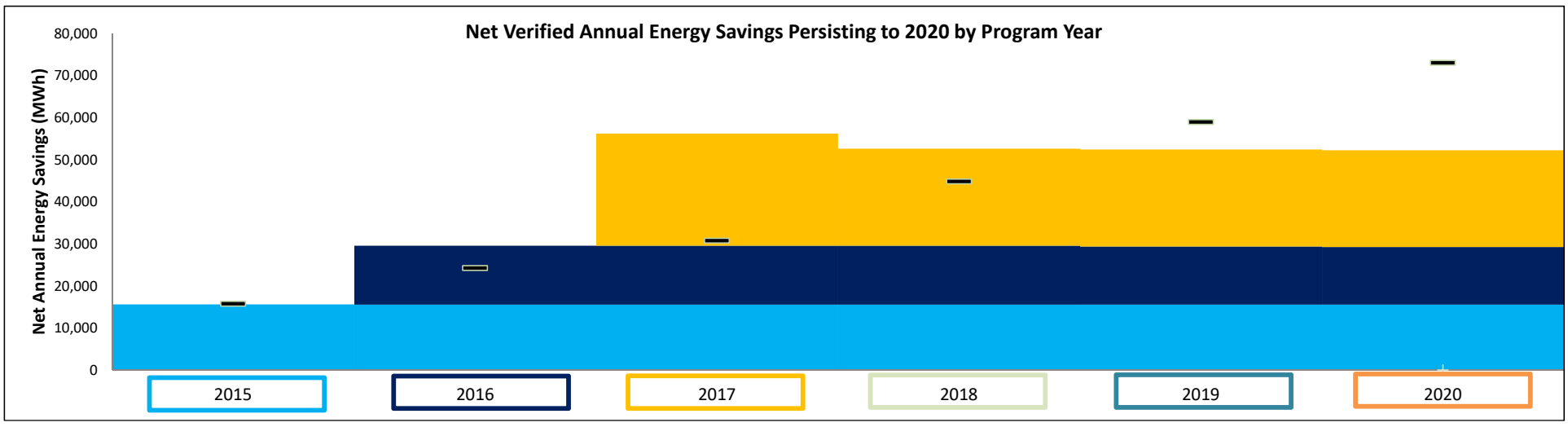

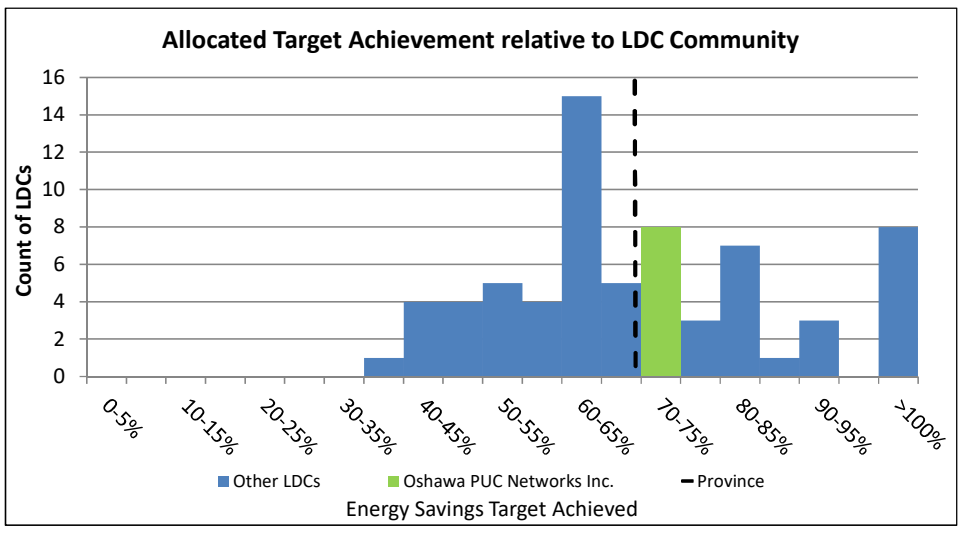

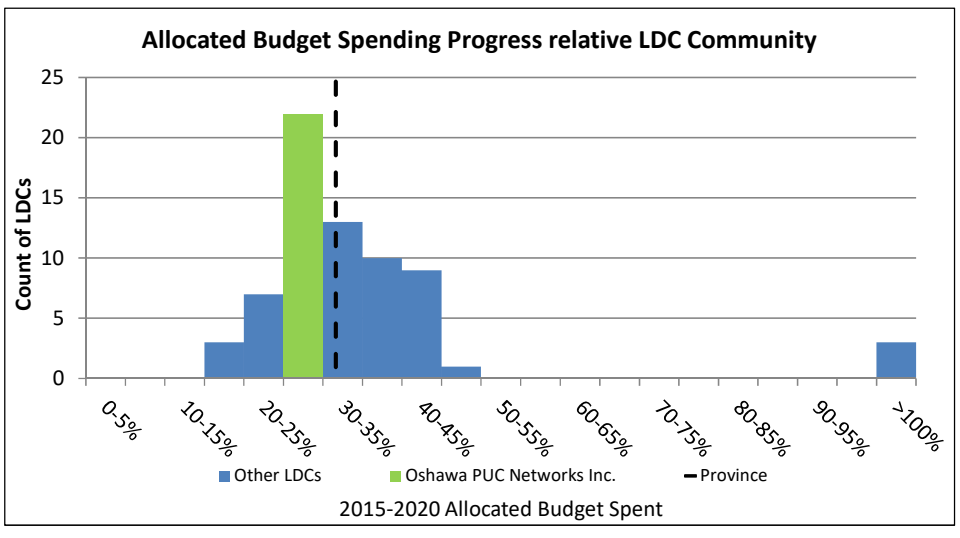

2017 Final Verified Annual LDC CDM Program Results Report
LDC Rankings

#	LDC	Net Verified Annual Energy Savings Persisting to 2020																																	
		2015 Verified 2015 Savings		2016 Verified 2015 Adjustment Savings		2017 Verified 2015 Adjustment Savings		Total Verified 2015 Savings		2016 Verified 2016 Savings		2017 Verified 2016 Adjustment Savings		Total Verified 2016 Savings		2017 Verified 2017 Savings		Total Verified 2015-2017 Savings		Allocated Savings Target		2017 Progress Savings versus Allocated Savings Target		2015-2017 Progress Savings versus Allocated Savings Target		2015-2020 LDC CDM Plan Savings Forecast		2017 Progress versus 2015-2020 LDC CDM Plan Savings Forecast		2015-2017 Progress versus 2015-2020 LDC CDM Plan Savings Forecast		2017 LDC CDM Plan Savings Forecast		2017 Progress versus 2017 LDC CDM Plan Savings Forecast		2015-2017 LDC CDM Plan Savings Forecast
		Value (kWh)	LDC Ranking (#)	Value (kWh)	LDC Ranking (#)	Value (kWh)	LDC Ranking (#)	Value (kWh)	LDC Ranking (#)	Value (kWh)	LDC Ranking (#)	Value (kWh)	LDC Ranking (#)	Value (kWh)	LDC Ranking (#)	Value (kWh)	LDC Ranking (#)	Value (kWh)	LDC Ranking (#)	Value (kWh)	LDC Ranking (#)	Value (%)	LDC Ranking (#)	Value (%)	LDC Ranking (#)	Value (kWh)	LDC Ranking (#)	Value (%)	LDC Ranking (#)	Value (%)	LDC Ranking (#)	Value (kWh)	LDC Ranking (#)	Value (%)	LDC Ranking (#)	Value (kWh)
1	Alectra Utilities Corporation	236,507,877	1	49,683,641	4	7,876,715	4	294,068,233	2	270,546,686	1	66,822,298	2	337,368,984	2	366,739,097	2	998,176,314	1	1,604,550,000	1	23	49	62	44	1,812,764,173	1	20	47	55	52	307,480,120	1	119	47	954,521,164
2	Algoma Power Inc.	1,031,011	54	25,818	58	20,451	43	1,077,279	55	1,285,402	49	142,557	54	1,427,959	52	2,232,142	47	4,737,380	52	7,510,000	51	30	14	63	39	11,809,134	44	19	50	40	67	1,438,618	48	155	25	3,363,519
3	Atikokan Hydro Inc.	109,769	64	2,444	66	2,898	50	115,111	64	189,357	65	26,791	65	216,148	64	369,238	63	700,497	64	1,140,000	64	32	6	61	47	1,139,736	65	32	7	61	42	284,658	63	130	38	523,606
4	Attawapiskat Power Corporation	35,822	67	2,343	67	0	54	38,165	67	0	66	151,932	52	151,932	67	81,504	67	271,601	67	510,000	67	16	62	53	57	556,816	66	15	64	49	59	85,726	67	95	56	295,070
5	Bluewater Power Distribution Corporation	7,755,327	18	268,687	42	104,044	29	8,128,057	27	5,570,598	25	3,159,895	15	8,730,493	24	9,473,952	24	26,332,502	24	62,370,000	16	15	64	42	65	62,370,000	17	15	62	42	64	8,620,634	19	110	52	23,460,544
6	Brantford Power Inc.	7,457,011	19	1,458,523	21	394,168	19	9,309,702	23	10,499,455	16	1,578,380	27	12,077,835	18	15,051,712	17	36,439,249	18	54,320,000	19	28	21	67	33	54,880,608	20	27	20	66	32	10,927,959	15	138	31	28,688,810
7	Burlington Hydro Inc.	12,632,309	15	1,975,945	18	56,494	36	14,664,748	18	11,531,861	12	8,290,897	7	19,822,758	10	27,467,720	9	61,955,226	13	99,040,000	10	28	20	63	41	99,040,000	10	28	18	63	39	18,513,596	12	148	27	46,810,503
8	Canadian Niagara Power Inc.	3,502,396	34	5,579,808	8	7,296	45	9,089,500	24	5,553,280	26	2,368,147	18	7,921,427	26	6,976,358	32	23,987,285	27	28,480,000	29	24	39	84	13	24,194,712	33	29	13	99	5	4,095,930	32	170	17	15,083,221
9	Centre Wellington Hydro Ltd.	1,581,029	50	109,971	50	-8,233	63	1,682,766	50	1,548,975	47	275,615	47	1,824,590	47	2,651,910	45	6,159,267	48	8,730,000	47	30	12	71	30	8,730,766	47	30	10	71	28	3,001,875	36	88	61	5,612,228
10	Chapleau Public Utilities Corporation	275,333	61	3,485	64	106	53	278,924	61	191,711	64	20,153	67	211,864	65	208,141	65	698,929	65	1,050,000	65	20	54	67	34	1,151,954	64	18	52	61	44	193,881	64	107	53	568,319
11	COLLUS PowerStream Corp.	1,637,947	48	385,929	36	-65,914	68	1,957,962	49	2,194,349	41	334,254	45	2,528,603	41	7,144,137	31	11,630,702	36	16,860,000	36	42	3	69	32	17,119,142	36	42	3	68	30	3,143,620	35	227	8	9,944,639
12	Cooperative Hydro Embrun Inc.	120,443	63	19,234	59	-776	58	138,901	63	730,806	54	37,973	62	768,779	55	473,278	62	1,380,958	62	1,790,000	62	26	31	77	21	1,789,996	62	26	26	77	19	297,783	62	159	24	1,087,283
13	E.L.K. Energy Inc.	1,662,553	46	583,829	32	-6,331	62	2,240,051	44	1,963,393	45	170,870	50	2,134,263	46	2,282,262	46	6,656,576	47	16,200,000	38	14	67	41	66	16,200,009	38	14	66	41	65	1,950,353	41	117	48	5,294,907
14	Energy+ Inc.	17,245,241	10	60,025,983	3	2,174,426	9	79,445,650	4	14,252,795	9	3,201,967	14	17,454,762	12	30,417,739	8	127,318,151	5	100,950,000	9	30	13	126	4	173,121,066	6	18	53	74	24	18,899,002	11	161	22	109,978,691
15	Entegrus Powerlines Inc.	38,558,192	6	3,536,019	9	46,251	39	42,140,462	7	14,186,934	10	2,296,797	20	16,483,731	13	15,073,023	16	73,697,216	11	56,830,000	18	27	29	130	2	94,307,344	13	16	60	78	17	11,953,789	14	126	41	67,764,761
16	EnWin Utilities Ltd.	14,809,440	12	2,675,379	13	1,566,699	12	19,051,518	13	29,365,888	6	5,610,271	9	34,976,159	6	26,944,422	12	80,972,099	10	151,300,000	7	18	58	54	56	154,881,896	7	17	56	52	56	39,325,965	5	69	67	78,738,795
17	Erie Thames Powerlines Corporation	5,180,177	24	922,335	28	2,325,032	8	8,427,543	26	2,555,215	37	1,613,301	26	4,168,516	35	7,616,612	28	20,212,671	30	27,630,000	30	28	22	73	27	36,494,810	26	21	45	55	51	8,092,628	20	94	57	16,797,747
18	Espanola Regional Hydro Distribution Corporation	502,006	58	14,537	60	-1,644	60	514,899	59	339,978	62	33,488	63	373,466	62	1,047,355	56	1,935,720	60	2,410,000	61	43	2	80	19	2,528,596	61	41	4	77	20	637,971	61	164	19	1,494,440
19	Essex Powerlines Corporation	3,819,710	33	1,720,380	20	10,710,254	1	16,250,344	15	7,059,017	23	3,038,974	16	10,097,991	23	7,311,455	30	33,659,790	20	31,430,000	27	23	46	107	6	49,907,838	21	15	63	67	31	6,519,466	27	112	50	24,455,222
20	Festival Hydro Inc.	4,822,853	27	2,088,958	17	1,835,063	10	8,746,874	25	9,417,074	18	2,170,205	22	11,587,279	20	8,535,424	25	28,869,577	23	34,650,000	25	25	38	83	15	34,711,497	28	25	32	83	10	12,484,139	13	68	68	21,643,814
21	Fort Albany Power Corporation	29,906	68	1,956	68	0	54	31,862	68	0	66	120,880	56	120,880	68	90,196	66	242,938	68	340,000	68	27	28	71	29	373,387	68	24	34	65	34	79,395	68	114	49	276,630
22	Fort Frances Power Corporation	254,688	62	11,215	61	356	52	266,259	62	553,935	57	56,523	60	610,458	58	1,091,188	54	1,967,905	59	4,000,000	58	27	25	49	60	4,000,383	59	27	22	49	58	1,083,321	51	101	54	1,692,936
23	Greater Sudbury Hydro Inc.	6,959,582	20	3,141,790	11	81,244	32	10,182,616	21	9,312,088	19	1,250,155	31	10,562,243	22	10,590,038	21	31,334,897	22	34,740,000	24	30	11	90	11	37,762,673	24	28	15	83	12	6,021,807	29	176	15	25,435,268
24	Grimsby Power Incorporated	2,804,724	37	319,119	38	46,384	38	3,170,227	37	2,159,053	42	605,127	36	2,764,180	38	2,122,570	48	8,056,977	42	10,850,000	45	20	55	74	24	10,874,438	45	20	48	74	22	1,764,828	42	120	46	5,666,540
25	Guelph Hydro Electric Systems Inc.	58,594,547	4	2,215,864	16	1,328,823	14	62,139,234	6	8,394,053	21	4,672,631	11	13,066,684	17	27,027,155	11	102,233,072	7	99,040,000	10	27	24	103	8	99,031,945	11	27	21	103	4	6,923,256	24	390	2	72,969,005
26	Halton Hills Hydro Inc.	5,500,566	22	212,955	46	95,775	31	5,809,296	29	4,755,591	29	1,505,241	28	6,260,832	28	7,513,017	29	19,583,145	31	30,940,000	28	24	41	63	38	30,940,000	29	24	33	63	37	4,637,451	30	162	21	15,528,974
27	Hearst Power Distribution Company Limited	1,510,384	51	985,005	27	78,100	33	2,573,490	40	2,417,972	39	-106,213	68	2,311,759	44	652,226	61	5,537,474	50	3,180,000	60	21	53	174	1	5,182,656	54	13	68	107	3	869,543	55	75	66	3,349,929
28	Hydro 2000 Inc.	80,683	65	3,633	63	721	51	85,037	65	257,750	63	26,581	66	284,331	63	343,324	64	712,692	63	1,360,000	63	25	37	52	59	1,360,002	63	25	31	52	55	152,649	65	225	10	402,725
29	Hydro Hawkesbury Inc.	1,162,440	53	26,255	57	26,838	42	1,215,533	54	1,339,759	48	144,888	53	1,484,647	51	2,069,510	49	4,769,690	51	7,920,000	50	26	33	60	50	7,919,998	50	26	27	60	45	1,657,274	46	125	43	3,853,684
30	Hydro One Networks Inc.	220,487,100	2	89,902,682	1	5,797,134	5	316,186,916	1	208,374,078	3	53,798,601	3	262,172,679	3	408,305,696	1	986,665,291	2	1,220,690,000	3	33	5	81	18	1,220,185,369	3	33	6	81	16	180,673,089	3	226	9	638,084,356
31	Hydro Ottawa Limited	57,247,836	5	15,553,929	5	4,963,240	6	77,765,005	5	59,247,505	4	30,703,383	4	89,950,888	4	108,371,101	4	276,086,993	4	394,540,000	4	27	23	70	31	394,586,356	4	27	19	70	29	80,473,174	4	135	35	213,663,755
32	InnPower Corporation	1,850,172	44	132,220	49	-20,275	65	1,962,117	48	2,561,285	36	1,912,925	24	4,474,210	32	3,129,955	43	9,566,282	41	13,010,000	41	24	43	74	25	13,009,980	41	24	35	74	25	2,103,187	39	149	26	5,975,204
33	Kashechewan Power Corporation	40,200	66	2,629	65	0	54	42,829	66	0	66	159,333	51	159,333	66	76,438	68	278,600	66	520,000	66	15	65	54	55	438,286	67	17	55	64	36	89,117	66	86	63	298,461
34	Kenora Hydro Electric Corporation Ltd.	1,606,080	49	65,793	53	6,323	46	1,678,196	51	552,901	58	138,524	55	691,425	56	924,570	57	3,294,191	55	5,270,000	54	18	60	63	42	5,270,258	53	18	54	63	40	966,288	52	96	55	3,223,319
35	Kingston Hydro Corporation	4,445,966	29	1,046,947	25	-41,123	67	5,451,790	32	2,580,410	35	1,656,278	25	4,236,688	34	9,588,664	23	19,277,143	32	34,500,000	26	28	18	56	53	37,182,911	25	26	28	52	57	7,034,716	23	136	32	21,240,885
36	Kitchener-Wilmot Hydro Inc.	21,865,242	8	2,654,908	14	1,471,693	13	25,991,843	9	14,184,542	11	8,210,790	8	22,395,332	7	39,768,619	6	88,155,794	8	105,710,000	8	38	4	83	14	108,120,625	9	37	5	82	15	19,910,768	8	200	13	56,380,065
37	Lakefront Utilities Inc.	2,239,136	41	280,605	41	-1,409	59	2,518,332	42	1,185,986	50	573,942	39	1,759,928	48	3,139,762	42	7,418,022	43	12,170,000	42	26	34	61	49	12,202,681	42	26	29	61	43	1,323,874	50	237	7	4,615,759
38	Lakeland Power Distribution Ltd.	4,432,710	30	708,780	30	264,688	20	5,406,177	33	2,495,021	38	204,036	49	2,699,057	40	3,643,045	38	11,748,279	35	15,770,000	39	23	48	74	23	15,773,124	39	23	38	74	21	2,005,555	40	182	14	8,049,193
39	London Hydro Inc.	28,534,591	7	3,454,236	10	1,673,470	11	33,662,297	8	31,824,871	5	11,767,982	6	43,592,853	5	47,337,598	5	124,592,748	6	196,660,000	5	24	42	63	37	219,747,453	5	22	42	57	49	35,529,300	6	133	36	99,391,640
40	Midland Power Utility Corporation	2,860,953	36	301,878	40	256,922	21	3,419,753	36	2,402,265	40	115,201	57	2,517,466	42	6,072,219	33	12,009,438	34	10,830,000	46	56	1	111	5	10,830,847	46	56	2	111	2	1,660,400	45	366	3	5,762,167
41	Milton Hydro Distribution Inc.	9,889,501	16	476,099	34	2,546,769	7	12,912,370	20	6,501,088	24	1,353,829	30	7,854,917	27	14,395,282	18	35,162,569	19	45,360,000	21	32	7	78	20	45,360,000	22	32	8	78	18	9,021,267	17	160	23	25,507,440
42	Newmarket-Tay Power Distribution Ltd.	8,218,024	17	840,996	29	709,531	16	9,768,551	22	4,962,518	28	410,328	42	5,372,846	29	8,179,406	27	23,320,803	29	36,240,000	23	23	50	64	36	36,238,371	27	23	41	64	35	6,790,151	25	120	45	20,811,603
43	Niagara Peninsula Energy Inc.	12,742,252	14	1,752,111	19	426,660	18	14,921,023	17	10,838,434	14	2,329,562	19	13,167,996	16	15,663,963	15	43,752,981	17	74,440,000	14	21	52	59	51	74,440,000	15	21	44	59	47	18,942,819	10	83	65	39,133,958
44	Niagara-on-the-Lake Hydro Inc.	2,598,018	39	369,192	37	96,276	30	3,063,486	38	3,401,852	33	586,267	38	3,988,119	36	3,445,058	40	10,496,663	38	11,680,000	43	29	16	90	12	12,187,558	43	28	14	86	8	2,471,690	37	139	30	9,027,755
45	North Bay Hydro Distribution Limited	4,245,690	32	12,427,153	7	-12,739	64	16,660,103	14	4,001,370	31	536,340	40	4,537,710	31	4,952,277	35	26,150,090	25	20,260,000	34	24	40	129	3	29,438,362	31	17	59	89	7	2,404,095	38	206	12	23,078,108
46	Northern Ontario Wires Inc.	509,731	57	38,057	54	173,815	24	721,603	57	907,761	53	786,827	33	1,694,588	49	1,159,432	52	3,575,623	54	4,310,000	56	27	27	83	16	4,308,417	57	27	24	83	11	934,382	53	124	44	2,390,057
47	Oakville Hydro Electricity Distribution Inc.	21,252,248	9	2,499,447	15	177,319	23	23,929,014	10	15,431,935	8	3,329,773	13	18,761,708	11	27,406,067	10	70,096,789	12	92,390,000	12	30	15	76	22	94,942,831	12	29	12	74	23	19,629,076	9	140	29	58,812,351
48	Orangeville Hydro Limited	3,398,117	35	314,840	39	209,678	22	3,922,636	35	2,056,808	43	651,253	35	2,708,061	39	3,752,579	37	10,383,276	39	14,150,000	40	27	30	73	26	14,153,298	40	27	25	73	26	1,717,100	43	219	11	6,329,275
49	Orillia Power Distribution Corporation	1,662,040	47	246,213	43	63,403	35	1,971,656	47	2,008,907	44	505,795	41	2,514,702	43	2,915,928	44	7,402,286	44	16,580,000	37	18	59	45	64	17,097,223	37	17	57	43	63	1,710,598	44	170	16	4,987,831
50	Oshawa PUC Networks Inc.	5,046,074	25	1,182,326	23	9,309,362	3	15,537,761	16	11,449,535	13	2,281,488	21	13,731,023	15	23,039,845	14	52,308,629	15	73,010,000	15	32	9	72	28	73,010,000	16	32	9	72	27	6,553,951	26	352	4	30,753,766
51	Ottawa River Power Corporation	2,779,858	38	156,362	48	39,185	40	2,975,405	39	1,812,492	46	324,075	46	2,136,567	45	2,039,479	50	7,151,451	45	8,720,000	48	23	45	82	17	8,720,046	48	23	37	82	13	1,499,046	47	136	33	5,721,441
52	Peterborough Distribution Incorporated	4,979,980	26	554,811	33	-27,418	66	5,507,372	31	5,186,524	27	2,825,536	17	8,012,060	25	9,991,247	22	23,510,679	28	37,880,000	22	26	32	62	45	43,287,337	23	23	39	54	53	7,894,991	21	127	40	25,115,223
53	PUC Distribution Inc.	4,538,096	28	659,247	31	122,189	28	5,319,531	34	8,793,170	20	1,954,397	23	10,747,567	21	8,354,534	26	24,421,633	26	26,410,000	31	32	8	92	9	29,900,412	30	28	16	82	14	6,474,090	28	129	39	20,464,673
54	Renfrew Hydro Inc.	351,383	60	32,771	55	3,831	49	387,986	60	418,059	61	32,601	64	450,660	61	1,158,591	53	1,997,237	58	4,170,000	57	28	19	48	61	4,170,437	58	28	17	48	60	1,400,411	49	83	64	2,204,596
55	Rideau St. Lawrence Distribution Inc.	1,353,836	52	95,782	51	-429	57	1,449,189	53	570,963	56	73,934	58	644,897	57	851,479	58	2,945,565	56	5,020,000	55	17	61	59	52	5,027,545	55	17	58	59	48	680,729	60	125	42	2,461,062
56	Sioux Lookout Hydro Inc.	537,110	56	7,737	62	5,733	47	550,580	58	485,367	60	51,824	61	537,191	60	678,022	60	1,765,793	61	3,700,000	59	18	57	48	62	3,700,469	60	18	51	48	61	781,199	57	87	62	1,964,433
57	St. Thomas Energy Inc.	2,146,544	42	188,013	47	164,586	25	2,499,142	43	4,191,889	30	593,449	37	4,785,338	30	3,418,818	41	10,703,299	37	17,510,000	35	20	56	61	48	17,888,063	35	19	49	60	46	3,714,628	34	92	60	10,410,589
58	Thunder Bay Hydro Electricity Distribution Inc.	5,286,985	23	13,266,747	6	608,226	17	19,161,959	12	7,141,247	22	13,110,499	5	20,251,746	9	12,338,187	20	51,751,891	16	48,420,000	20	25	36	107	7	60,329,106	18	20	46	86	9	7,589,245	22	163	20	44,561,597
59	Tillsonburg Hydro Inc.	1,886,420	43	243,278	44	5,657	48	2,135,355	45	673,753	55	683,155	34	1,356,908	53	3,496,009	39	6,988,272	46	11,310,000	44	31	10	62	46	4,901,901	56	71	1	143	1	741,159	58	472	1	2,225,100
60	Toronto Hydro-Electric System Limited	197,146,346	3	78,444,901	2	9,648,691	2	285,239,938	3	269,366,448	2	94,005,221	1	363,371,669	1	333,338,917	3	981,950,524	3	1,576,050,000	2	21	51	62	43	1,568,163,885	2	21	43	63	38	301,610,238	2	111	51	769,478,292
61	Veridian Connections Inc.	16,332,332	11	2,693,631	12	988,528	15	20,014,491	11	18,086,912	7	4,090,105	12	22,177,017	8	39,238,776	7	81,430,284	9	152,970,000	6	26	35	53	58	152,970,000	8	26	30	53	54	23,236,766	7	169	18	54,436,562
62	Wasaga Distribution Inc.	2,385,191	40	26,401	56	130,179	27	2,541,770	41	1,165,103	51	403,863	43	1,568,966	50	1,705,071	51	5,815,807	49	6,320,000	52	27	26	92	10	6,324,470	51	27	23	92	6	689,668	59	247	6	3,625,961
63	Waterloo North Hydro Inc.	12,799,897	13	1,083,855	24	34,220	41	13,917,972	19	10,576,686	15	5,092,211	10	15,668,897	14	24,088,434	13	53,675,303	14	82,380,000	13	29	17	65	35	82,384,212	14	29	11	65	33	8,931,987	18	270	5	24,732,248
64	Welland Hydro-Electric System Corp.	1,729,306	45	230,560	45	55,182	37	2,015,048	46	3,416,423	32	899,045	32	4,315,468	33	4,009,952	36	10,340,469	40	25,500,000	32	16	63	41	67	25,500,101	32	16	61	41	66	4,347,364	31	92	59	13,041,522
65	Wellington North Power Inc.	709,927	55	86,269	52	-4,066	61	792,130	56	522,470	59	58,527	59	580,997	59	833,280	59	2,206,407	57	5,890,000	53	14	66	37	68	5,889,998	52	14	65	37	68	890,636	54	94	58	2,123,033
66	West Coast Huron Energy Inc.	438,855	59	1,041,276	26	11,849	44	1,491,980	52	1,033,396	52	237,540	48	1,270,936	54	1,064,166	55	3,827,081	53	8,080,000	49	13	68	47	63	8,139,126	49	13	67	47	62	786,422	56	135	34	2,011,312
67	Westario Power Inc.	4,282,957	31	1,285,842	22	71,555	34	5,640,354	30	3,071,071	34	369,881	44	3,440,952	37	5,330,383	34	14,411,689	33	23,010,000	33	23	47	63	40	23,147,585	34	23	40	62	41	4,056,580	33	131	37	11,482,675
68	Whitby Hydro Electric Corporation	6,210,809	21	410,389	35	161,976	26	6,783,174	28	10,455,293	17	1,367,055	29	11,822,348	19	14,034,240	19	32,639,762	21	58,440,000	17	24	44	56	54	58,440,000	19	24	36	56	50	9,846,731	16	143	28	25,320,361
	LDC Total	**1,117,211,477**		**372,759,951**		**68,785,651**		**1,558,757,080**		**1,152,109,308**		**357,805,953**		**1,509,915,261**		**1,790,833,794**		**4,859,506,135**		**6,999,990,000**		**26**		**69**		**7,402,554,217**		**24**		**66**		**1,268,253,723**		**141**		**3,844,200,598**
	Independent Electricity System Operator	**278,348**		**16,467**		**0**		**294,815**		**2,045,490**		**35,884**		**2,081,374**		**1,773,007**		**4,149,196**		**n/a**		**n/a**		**n/a**		**n/a**		**n/a**		**n/a**		**n/a**		**n/a**		**n/a**
	Province-Wide Total	**1,117,489,826**		**372,776,418**		**68,785,651**		**1,559,051,895**		**1,154,154,798**		**357,841,837**		**1,511,996,635**		**1,792,606,801**		**4,863,655,331**		**6,999,990,000**		**26**		**69**		**7,402,554,217**		**24**		**66**		**1,268,253,723**		**141**		**3,844,200,598**

	2015-2017 Progress versus 2015-2017 LDC CDM Plan Savings Forecast		Total Spending 2015 Verified 2015 Spending		2016 Verified 2015 Adjustment Spending		2017 Verified 2015 Adjustment Spending		Total Verified 2015 Spending		2016 Verified 2016 Spending		2017 Verified 2016 Adjustment Spending		Total Verified 2016 Spending		2017 Verified 2017 Spending		Total Verified 2015-2017 Spending		Allocated Budget		2017 Progress Spending versus Allocated Budget		2015-2017 Progress Spending versus Allocated Budget		2015-2020 LDC CDM Plan Spending Forecast		2017 Progress versus 2015-2020 LDC CDM Plan Spending Forecast		2015-2017 Progress versus 2015-2020 LDC CDM Plan Spending Forecast		2017 LDC CDM Plan Spending Forecast		2017 Progress versus 2017 LDC CDM Plan Spending Forecast		2015-2017 LDC CDM Plan Spending Forecast		2015-2017 Progress versus 2015-2017 LDC CDM Plan Spending Forecast	
LDC Ranking (#)	Value (%)	LDC Ranking (#)	Value ($)	LDC Ranking (#)	Value ($)	LDC Ranking (#)	Value ($)	LDC Ranking (#)	Value ($)	LDC Ranking (#)	Value ($)	LDC Ranking (#)	Value ($)	LDC Ranking (#)	Value ($)	LDC Ranking (#)	Value ($)	LDC Ranking (#)	Value ($)	LDC Ranking (#)	Value ($)	LDC Ranking (#)	Value (%)	LDC Ranking (#)	Value (%)	LDC Ranking (#)	Value ($)	LDC Ranking (#)	Value (%)	LDC Ranking (#)	Value (%)	LDC Ranking (#)	Value ($)	LDC Ranking (#)	Value (%)	LDC Ranking (#)	Value ($)	LDC Ranking (#)	Value (%)	LDC Ranking (#)
1	105	56	8,062,897	1	334,653	3	0	1	8,397,550	1	41,915,066	3	5,250	1	41,920,316	3	79,153,678	1	129,471,544	1	414,824,478	1	19	36	31	30	412,907,157	1	19	36	31	31	89,938,374	1	88	43	186,362,886	1	69	53
50	141	20	39,320	20	59,951	10	0	1	99,271	18	344,836	44	1,050	7	345,886	43	502,660	48	947,817	43	2,107,963	50	24	12	45	5	2,470,412	45	20	29	38	15	432,758	48	116	12	888,411	45	107	9
64	134	24	0	28	0	27	0	1	0	41	50,265	63	0	24	50,265	63	78,576	66	128,841	66	311,330	64	25	10	41	9	374,401	67	21	26	34	21	95,250	66	82	50	203,831	66	63	63
67	92	63	0	28	0	27	0	1	0	41	0	66	0	24	0	66	396,208	51	396,208	56	148,832	67	266	2	266	2	1,846,142	51	21	23	21	63	337,342	52	117	10	724,090	50	55	66
24	112	51	5,119	27	0	27	0	1	5,119	39	1,340,938	23	0	24	1,340,938	23	2,482,985	18	3,829,042	21	15,838,687	17	16	57	24	62	15,838,687	18	16	58	24	60	2,661,593	20	93	33	5,245,973	19	73	49
17	127	31	0	28	29,000	18	0	1	29,000	28	1,564,432	19	0	24	1,564,432	19	2,377,568	19	3,971,000	20	14,048,458	19	17	50	28	42	11,591,730	21	21	27	34	22	2,702,600	18	88	44	4,938,885	20	80	41
13	132	26	118,667	15	193,116	4	0	1	311,783	10	2,472,234	9	0	24	2,472,234	9	5,813,359	9	8,597,376	9	25,825,521	10	23	19	33	24	25,825,521	8	23	21	33	24	5,293,074	11	110	17	9,973,036	9	86	32
32	159	12	162,334	12	58,069	11	0	1	220,403	11	1,200,961	24	1,470	5	1,202,431	24	1,657,194	27	3,080,028	25	7,355,555	30	23	18	42	8	6,952,818	31	24	14	44	6	1,609,378	31	103	23	3,031,748	29	102	12
44	110	54	0	28	0	27	0	1	0	41	276,194	46	0	24	276,194	46	345,087	53	621,281	49	2,252,724	48	15	58	28	46	2,190,601	47	16	56	28	41	674,845	38	51	67	950,344	43	65	58
63	123	40	0	28	3,354	26	0	1	3,354	40	19,890	65	0	24	19,890	65	42,176	68	65,420	68	298,764	65	14	62	22	63	298,764	68	14	63	22	62	69,743	67	60	62	89,852	68	73	51
36	117	45	157,689	13	0	27	0	1	157,689	14	636,318	30	0	24	636,318	30	1,017,140	35	1,811,147	33	4,446,841	36	23	16	41	11	4,446,841	36	23	19	41	9	998,972	35	102	24	2,245,523	32	81	40
62	127	32	0	28	0	27	0	1	0	41	61,223	61	0	24	61,223	61	150,562	63	211,785	63	525,743	62	29	7	40	12	525,743	65	29	6	40	12	162,798	64	92	34	220,424	65	96	18
45	126	34	0	28	0	27	0	1	0	41	435,083	39	0	24	435,083	39	623,126	42	1,058,209	41	4,273,057	38	15	60	25	59	4,273,057	37	15	61	25	58	649,882	41	96	31	1,104,658	39	96	19
5	116	49	0	28	0	27	0	1	0	41	2,916,887	8	525	12	2,917,412	8	5,659,074	10	8,576,486	10	25,873,071	9	22	22	33	25	22,281,831	11	25	11	38	14	4,525,892	13	125	8	7,408,108	13	116	4
9	109	55	374,365	7	60,099	9	0	1	434,464	6	2,370,550	11	0	24	2,370,550	11	2,934,527	16	5,739,541	13	14,695,867	18	20	30	39	15	17,441,107	16	17	50	33	25	3,296,925	15	89	40	6,285,797	17	91	27
7	103	58	0	28	111,618	6	0	1	111,618	17	2,430,728	10	525	12	2,431,253	10	7,626,948	6	10,169,819	7	38,421,929	7	20	31	26	51	38,421,928	7	20	33	26	49	9,868,968	6	77	53	15,959,414	6	64	61
30	120	41	23,149	23	19,384	20	0	1	42,533	24	561,528	36	0	24	561,528	36	1,431,847	31	2,035,908	31	7,104,954	31	20	27	29	40	8,022,275	29	18	45	25	55	1,961,511	27	73	59	2,668,899	31	76	47
61	130	27	5,306	26	0	27	0	1	5,306	38	57,969	62	945	9	58,914	62	144,036	64	208,256	64	685,489	61	21	24	30	34	685,489	64	21	25	30	37	162,703	65	89	42	225,978	64	92	26
23	138	23	176,840	10	6,737	25	0	1	183,577	12	1,818,727	15	525	12	1,819,252	15	2,146,133	22	4,148,962	19	8,532,573	27	25	11	49	4	8,030,233	28	27	9	52	2	1,942,734	28	110	16	4,361,729	22	95	21
26	133	25	0	28	8,075	24	0	1	8,075	35	1,003,864	26	0	24	1,003,864	26	1,643,714	29	2,655,653	28	8,768,149	25	19	38	30	36	8,763,560	25	19	41	30	38	2,320,677	23	71	60	3,644,455	24	73	50
68	88	67	0	28	0	27	0	1	0	41	0	66	0	24	0	66	417,095	49	417,095	53	98,990	68	421	1	421	1	1,682,107	54	25	12	25	57	298,018	54	140	5	643,270	52	65	59
60	116	47	0	28	0	27	0	1	0	41	92,580	57	0	24	92,580	57	216,438	60	309,018	60	1,109,758	57	20	34	28	45	1,119,638	59	19	35	28	44	295,858	55	73	58	503,825	55	61	64
19	123	39	112,497	16	0	27	0	1	112,497	16	1,425,683	21	1,470	5	1,427,153	21	1,971,143	26	3,510,793	23	9,672,498	23	20	26	36	20	9,672,497	22	20	28	36	19	2,037,534	26	97	28	3,575,712	25	98	16
43	142	19	0	28	34,500	16	0	1	34,500	27	292,926	45	0	24	292,926	45	582,443	45	909,869	45	2,894,613	44	20	28	31	29	2,894,596	43	20	31	31	30	667,281	40	87	46	967,403	42	94	22
8	140	21	278,441	8	103,065	7	0	1	381,506	9	1,377,942	22	0	24	1,377,942	22	4,576,979	12	6,336,427	12	24,920,625	11	18	40	25	56	24,914,810	9	18	42	25	54	4,984,747	12	92	37	9,924,301	10	64	60
31	126	33	0	28	0	27	0	1	0	41	604,017	32	945	9	604,962	32	1,977,168	25	2,582,130	29	8,387,497	28	24	14	31	32	8,387,497	27	24	17	31	33	1,693,484	30	117	11	2,997,163	30	86	33
51	165	7	0	28	10,063	23	0	1	10,063	34	71,209	59	0	24	71,209	59	257,123	57	338,395	59	843,903	60	30	6	40	13	839,830	63	31	4	40	11	249,293	59	103	21	324,621	63	104	10
65	177	5	0	28	0	27	0	1	0	41	41,957	64	0	24	41,957	64	57,169	67	99,126	67	394,750	63	14	61	25	58	394,750	66	14	62	25	56	65,818	68	87	47	103,786	67	96	20
48	124	38	0	28	0	27	0	1	0	41	189,396	49	0	24	189,396	49	260,471	55	449,867	51	2,139,160	49	12	65	21	65	2,139,160	48	12	64	21	64	469,776	45	55	63	642,701	53	70	52
3	155	14	1,742,284	3	32,818	17	0	1	1,775,102	4	44,738,829	1	0	24	44,738,829	1	76,046,793	2	122,560,724	2	338,355,409	3	22	20	36	21	319,733,906	3	24	15	38	16	84,648,671	2	90	39	130,932,006	3	94	23
4	129	28	389,296	6	0	27	0	1	389,296	8	13,469,631	4	0	24	13,469,631	4	24,399,639	4	38,258,566	4	105,242,155	4	23	15	36	19	105,242,155	4	23	18	36	18	30,043,738	4	81	51	43,902,666	4	87	30
40	160	11	0	28	0	27	0	1	0	41	467,510	38	525	12	468,035	38	705,065	38	1,173,100	39	3,680,241	41	19	35	32	28	3,680,241	40	19	37	32	28	745,996	37	95	32	1,379,515	37	85	35
66	93	62	0	28	0	27	0	1	0	41	0	66	0	24	0	66	413,377	50	413,377	54	155,966	66	265	3	265	3	1,741,263	52	24	16	24	61	315,564	53	131	6	674,000	51	61	65
52	102	60	0	28	0	27	0	1	0	41	124,005	56	0	24	124,005	56	175,672	61	299,677	61	1,407,448	54	12	64	21	64	1,688,937	53	10	67	18	67	341,056	51	52	66	900,462	44	33	68
27	91	64	0	28	17,728	21	0	1	17,728	32	566,812	35	0	24	566,812	35	1,625,809	30	2,210,349	30	8,674,286	26	19	39	25	55	8,631,873	26	19	40	26	53	1,761,544	29	92	36	3,477,795	26	64	62
11	156	13	0	28	0	27	0	1	0	41	1,754,249	17	1,575	4	1,755,824	17	5,203,439	11	6,959,263	11	27,710,719	8	19	37	25	57	21,241,293	12	24	13	33	27	5,304,361	10	98	26	8,757,155	11	79	43
47	161	9	0	28	0	27	0	1	0	41	265,025	47	0	24	265,025	47	552,108	46	817,133	48	3,077,834	42	18	43	27	50	3,063,883	42	18	43	27	48	422,399	49	131	7	762,964	49	107	8
38	146	18	0	28	0	27	0	1	0	41	433,380	40	840	11	434,220	40	622,637	43	1,056,857	42	4,142,391	39	15	59	26	54	4,121,298	38	15	60	26	52	603,854	42	103	22	1,049,293	41	101	15
6	125	36	1,611,279	4	506,532	1	0	1	2,117,811	3	8,721,449	5	525	12	8,721,974	5	10,255,087	5	21,094,872	5	51,192,690	5	20	29	41	10	51,389,905	5	20	32	41	8	10,107,408	5	101	25	20,767,785	5	102	13
41	208	3	0	28	0	27	0	1	0	41	345,045	43	0	24	345,045	44	874,029	36	1,219,074	38	2,739,690	46	32	4	44	6	2,489,129	44	35	2	49	3	507,918	44	172	2	862,722	46	141	2
18	138	22	0	28	41,699	14	0	1	41,699	25	1,563,222	20	525	12	1,563,747	20	2,080,649	23	3,686,095	22	11,911,927	21	17	46	31	31	11,911,927	20	17	47	31	32	2,808,776	17	74	56	4,722,005	21	78	44
28	112	52	51,311	18	0	27	0	1	51,311	21	1,009,481	25	0	24	1,009,481	25	1,648,094	28	2,708,886	27	9,649,555	24	17	49	28	43	9,649,555	23	17	49	28	42	2,246,041	24	73	57	3,306,832	28	82	39
15	112	53	0	28	40,000	15	0	1	40,000	26	2,317,811	12	2,100	3	2,319,911	12	3,115,081	15	5,474,992	14	19,056,865	15	16	52	29	39	19,056,865	15	16	52	29	40	5,691,300	9	55	64	8,070,179	12	68	56
37	116	46	0	28	0	27	0	1	0	41	424,921	41	525	12	425,446	41	647,548	41	1,072,994	40	2,993,633	43	22	23	36	22	2,221,857	46	29	5	48	4	674,316	39	96	29	1,099,317	40	98	17
25	113	50	27,296	21	0	27	0	1	27,296	29	713,129	29	420	21	713,549	29	1,095,516	32	1,836,361	32	5,545,424	34	20	32	33	26	5,588,424	34	20	34	33	26	1,321,014	33	83	49	2,061,859	35	89	29
54	150	15	6,212	25	0	27	0	1	6,212	37	156,126	53	0	24	156,126	53	258,548	56	420,886	52	1,174,934	56	22	21	36	23	1,174,934	58	22	22	36	20	291,147	56	89	41	453,485	58	93	25
10	119	44	0	28	77,518	8	0	1	77,518	19	3,120,547	7	0	24	3,120,547	7	6,229,122	8	9,427,187	8	24,575,982	12	25	9	38	17	24,207,742	10	26	10	39	13	6,805,010	8	92	38	10,080,076	8	94	24
39	164	8	0	28	0	27	0	1	0	41	229,432	48	0	24	229,432	48	668,858	39	898,290	46	3,705,603	40	18	42	24	61	3,320,975	41	20	30	27	46	467,979	47	143	4	820,108	48	110	6
46	148	17	0	28	17,378	22	0	1	17,378	33	605,352	31	525	12	605,877	31	599,943	44	1,223,198	37	4,318,856	37	14	63	28	41	3,845,634	39	16	59	32	29	532,482	43	113	15	1,114,081	38	110	5
16	170	6	0	28	24,000	19	0	1	24,000	31	1,975,382	14	0	24	1,975,382	14	3,223,405	14	5,222,787	15	19,963,922	14	16	54	26	53	19,918,698	14	16	54	26	51	2,656,044	21	121	9	6,160,566	18	85	36
42	125	37	0	28	0	27	0	1	0	41	353,106	42	0	24	353,106	42	541,200	47	894,306	47	2,282,373	47	24	13	39	14	1,989,059	49	27	8	45	5	468,258	46	116	13	821,260	47	109	7
21	94	61	0	28	43,197	13	0	1	43,197	23	847,015	27	0	24	847,015	27	2,029,153	24	2,919,365	26	9,781,455	22	21	25	30	37	9,489,529	24	21	24	31	35	2,194,825	25	92	35	4,242,996	23	69	54
29	119	43	58,515	17	0	27	0	1	58,515	20	729,307	28	525	12	729,832	28	2,335,353	21	3,123,700	24	7,440,107	29	31	5	42	7	7,440,107	30	31	3	42	7	2,665,073	19	88	45	3,453,420	27	90	28
56	91	65	8,025	24	0	27	0	1	8,025	36	82,258	58	0	24	82,258	58	303,619	54	393,902	57	1,070,574	58	28	8	37	18	1,069,894	61	28	7	37	17	380,306	50	80	52	470,588	56	84	37
53	120	42	0	28	0	27	0	1	0	41	124,517	55	0	24	124,517	55	233,641	58	358,158	58	1,306,239	55	18	44	27	47	1,226,814	57	19	39	29	39	203,657	63	115	14	346,828	62	103	11
59	90	66	0	28	0	27	0	1	0	41	61,605	60	0	24	61,605	60	122,700	65	184,305	65	1,016,095	59	12	66	18	68	1,093,501	60	11	66	17	68	252,883	58	49	68	512,183	54	36	67
35	103	59	25,415	22	0	27	0	1	25,415	30	579,723	33	0	24	579,723	33	801,503	37	1,406,641	36	4,643,532	35	17	48	30	35	4,586,298	35	17	46	31	36	1,196,268	34	67	61	1,804,761	36	78	45
14	116	48	485,575	5	48,109	12	0	1	533,684	5	2,110,681	13	0	24	2,110,681	13	2,358,821	20	5,003,186	17	12,927,445	20	18	41	39	16	12,369,311	19	19	38	40	10	2,416,300	22	98	27	6,837,532	14	73	48
55	314	1	122,716	14	0	27	0	1	122,716	15	158,627	52	0	24	158,627	52	649,208	40	930,551	44	2,881,461	45	23	17	32	27	939,108	62	69	1	99	1	218,641	62	297	1	386,217	61	241	1
2	128	30	7,855,850	2	396,666	2	0	1	8,252,516	2	42,611,695	2	4,620	2	42,616,315	2	70,906,732	3	121,775,563	3	400,296,506	2	18	45	30	33	395,720,870	2	18	44	31	34	73,852,676	3	96	30	146,708,281	2	83	38
12	150	16	275,672	9	121,369	5	0	1	397,041	7	4,125,057	6	420	21	4,125,477	6	6,785,675	7	11,308,193	6	40,482,340	6	17	51	28	44	40,482,340	6	17	51	28	43	7,905,508	7	86	48	13,109,152	7	86	31
49	160	10	0	28	0	27	0	1	0	41	176,877	50	0	24	176,877	50	357,619	52	534,496	50	1,814,647	52	20	33	29	38	1,573,675	55	23	20	34	23	238,480	60	150	3	454,281	57	118	3
22	217	2	0	28	0	27	0	1	0	41	1,816,067	16	1,050	7	1,817,117	16	3,325,358	13	5,142,475	16	21,192,868	13	16	56	24	60	21,192,868	13	16	57	24	59	3,212,039	16	104	20	6,397,486	15	80	42
33	79	68	163,173	11	0	27	0	1	163,173	13	571,216	34	0	24	571,216	34	1,041,962	34	1,776,351	34	6,584,437	32	16	55	27	49	6,584,434	32	16	55	27	47	967,657	36	108	18	2,076,204	34	86	34
57	104	57	0	28	0	27	0	1	0	41	141,935	54	0	24	141,935	54	151,913	62	293,848	62	1,493,412	53	10	68	20	67	1,493,412	56	10	68	20	66	284,830	57	53	65	433,226	59	68	57
58	190	4	0	28	0	27	0	1	0	41	169,605	51	0	24	169,605	51	231,124	59	400,729	55	2,012,404	51	11	67	20	66	1,978,115	50	12	65	20	65	221,480	61	104	19	395,076	60	101	14
34	126	35	0	28	0	27	0	1	0	41	553,926	37	0	24	553,926	37	1,056,818	33	1,610,744	35	6,101,269	33	17	47	26	52	6,101,269	33	17	48	26	50	1,414,428	32	75	55	2,084,266	33	77	46
20	129	29	50,281	19	0	27	0	1	50,281	22	1,690,118	18	420	21	1,690,538	18	2,583,443	17	4,324,262	18	15,860,460	16	16	53	27	48	15,860,460	17	16	53	27	45	3,453,396	14	75	54	6,360,947	16	68	55
	126		**22,389,524**		**2,398,698**		**0**		**24,788,222**		**205,478,076**		**27,300**		**205,505,376**		**362,798,888**		**593,092,486**		**1,835,264,933**		**20**		**32**		**1,800,344,744**		**20**		**33**		**400,311,151**		**91**		**724,466,399**		**82**	
	n/a		**0**		**0**		**0**		**0**		**0**		**0**		**0**		**0**		**0**		**n/a**		**n/a**		**n/a**		**n/a**		**n/a**		**n/a**		**n/a**		**n/a**		**n/a**		**n/a**	
	126		**22,389,524**		**2,398,698**		**0**		**24,788,222**		**205,478,076**		**27,300**		**205,505,376**		**362,798,888**		**593,092,486**		**1,835,264,933**		**20**		**32**		**1,800,344,744**		**20**		**33**		**400,311,151**		**91**		**724,466,399**		**82**	

Progress Report

For: Oshawa PUC Networks Inc.

#	Programs	Participation Group	Net Incremental 2020 Annual Energy Savings	Net Incremental 2020 Annual Peak Demand Savings																				Net Incremental First Year Energy Savings					
				Forecasted (kW)							Verified (kW)									Progress (%)				Forecasted (kWh)					
				2015	2016	2017	2018	2019	2020	Total	2015 Verified 2015 Results	2016 Verified 2015 Results Adjustments	2017 Verified 2015 Results Adjustments	Total Verified 2015 Results	2016 Verified 2016 Results	2017 Verified 2016 Results Adjustments	Total Verified 2016 Results	2017 Verified 2017 Results	Total	Total Verified 2015 Results	Total Verified 2016 Results	2017 Verified 2017 Results	Total	2015	2016	2017	2018	2019	2020
	2015-2020 Conservation First Framework Programs																												
	Sub-total: 2015-2020 Conservation First Framework			2,505	1,280	1,470	2,396	2,399	2,399	12,449	-	47	6	53	1,303	256	1,559	1,922	3,534	2	122	131	67	15,478,458	8,787,899	6,553,952	14,079,333	14,088,452	14,088,452
	Conservation Fund																												
	Sub-total: Conservation Fund			-	-	-	-	-	-	-	20	-	-	20	-	-	-	-	20					-	-	-	-	-	-
	2011-2014+2015 Extension Legacy Framework Programs																												
	Sub-total: 2011-2014+2015 Extension Legacy Framework			157	-	-	-	-	-	157	1,042	98	747	1,887	-	-	-	-	1,887	1,202			1,202	540,287	-	-	-	-	-
	Total			2,662	1,280	1,470	2,396	2,399	2,399	12,606	1,062	145	753	1,960	1,303	256	1,559	1,922	5,441	74	122	131	101	16,018,745	8,787,899	6,553,952	14,079,333	14,088,452	14,088,452

	Verified (kWh)									Progress (%)				Net Incremental First Year Energy Savings
Total	2015 Verified 2015 Results	2016 Verified 2015 Results Adjustments	2017 Verified 2015 Results Adjustments	Total Verified 2015 Results	2016 Verified 2016 Results	2017 Verified 2016 Results Adjustments	Total Verified 2016 Results	2017 Verified 2017 Results	Total	Total Verified 2015 Results	Total Verified 2016 Results	2017 Verified 2017 Results	Total	
73,076,546	-	554,307	270,321	824,628	11,687,936	2,323,509	14,011,445	26,661,924	41,497,997	5	159	407	135	
-	354,721	-	-	354,721	813	-	813	-	355,534					
540,287	4,823,743	637,795	8,968,858	14,430,396	-	-	-	-	14,430,396	2,671			2,671	
73,616,833	5,178,464	1,192,102	9,239,179	15,609,745	11,688,749	2,323,509	14,012,258	26,661,924	56,283,927	97	159	407	179	

Net Incremental First Year Peak Demand Savings																								Net Incremental First Year Peak Demand Savings
Forecasted (kW)							Verified (kW)									Progress (%)				
2015	2016	2017	2018	2019	2020	Total	2015 Verified 2015 Results	2016 Verified 2015 Results Adjustments	2017 Verified 2015 Results Adjustments	Total Verified 2015 Results	2016 Verified 2016 Results	2017 Verified 2016 Results Adjustments	Total Verified 2016 Results	2017 Verified 2017 Results	Total	Total Verified 2015 Results	Total Verified 2016 Results	2017 Verified 2017 Results	Total	
2,558	1,333	1,470	2,396	2,399	2,399	12,555	-	47	6	53	1,329	256	1,585	2,166	3,804	2	119	147	71	
-	-	-	-	-	-	-	20	-	-	20	-	-	-	-	20					
157	-	-	-	-	-	157	1,070	101	725	1,896	-	-	-	-	1,896	1,208			1,208	
2,715	1,333	1,470	2,396	2,399	2,399	12,712	1,090	148	731	1,969	1,329	256	1,585	2,166	5,720	73	119	147	104	

Net-to-Gross Adjustment - Energy

Forecasted (%)							Verified (%)									Comparison (%)			
2015	2016	2017	2018	2019	2020	Total	2015 Verified 2015 Results	2016 Verified 2015 Results Adjustments	2017 Verified 2015 Results Adjustments	Total Verified 2015 Results	2016 Verified 2016 Results	2017 Verified 2016 Results Adjustments	Total Verified 2016 Results	2017 Verified 2017 Results	Total	Total Verified 2015 Results	Total Verified 2016 Results	2017 Verified 2017 Results	Total

Net-to-Gross Adjustment - Energy

Net-to-Gross Adjustment - Peak Demand

Forecasted (%)							Verified (%)									Comparison (%)			
2015	2016	2017	2018	2019	2020	Total	2015 Verified 2015 Results	2016 Verified 2015 Results Adjustments	2017 Verified 2015 Results Adjustments	Total Verified 2015 Results	2016 Verified 2016 Results	2017 Verified 2016 Results Adjustments	Total Verified 2016 Results	2017 Verified 2017 Results	Total	Total Verified 2015 Results	Total Verified 2016 Results	2017 Verified 2017 Results	Total

Net-to-Gross Adjustment - Peak Demand

Realization Rate - Energy								
Verified (%)								
2015 Verified 2015 Results	2016 Verified 2015 Results Adjustments	2017 Verified 2015 Results Adjustments	Total Verified 2015 Results	2016 Verified 2016 Results	2017 Verified 2016 Results Adjustments	Total Verified 2016 Results	2017 Verified 2017 Results	Total

Realization Rate - Energy

Realization Rate - Peak Demand								
Verified (%)								
2015 Verified 2015 Results	2016 Verified 2015 Results Adjustments	2017 Verified 2015 Results Adjustments	Total Verified 2015 Results	2016 Verified 2016 Results	2017 Verified 2016 Results Adjustments	Total Verified 2016 Results	2017 Verified 2017 Results	Total

Realization Rate - Peak Demand

Gross Incremental First Year Energy Savings											
Forecasted (kWh)							Verified (kWh)				
2015	2016	2017	2018	2019	2020	Total	2015 Verified 2015 Results	2016 Verified 2015 Results Adjustments	2017 Verified 2015 Results Adjustments	Total Verified 2015 Results	2016 Verified 2016 Results
18,494,293	12,195,853	9,081,121	18,634,756	18,644,923	18,644,923	95,695,869	-	754,384	374,744	1,129,128	9,665,789
-	-	-	-	-	-	-	354,721	-	-	354,721	8,614
574,773	-	-	-	-	-	574,773	5,087,079	932,973	9,620,754	15,640,806	-
19,069,066	12,195,853	9,081,121	18,634,756	18,644,923	18,644,923	96,270,642	5,441,800	1,687,357	9,995,498	17,124,655	9,674,403

| | | | | Progress (%) | | | | Gross Incremental First Year Energy Savings | Gross Incremental First Year Peak Demand Savings | | | |

Progress Report

For: Province Wide

#	Programs	Unit of Measure	Forecasted (#) 2015	2016	2017	2018	2019	2020	Total	Verified (#) 2015 Verified Results	2016 Verified 2015 Results Adjustments	2017 Verified 2015 Results Adjustments	Total Verified 2015 Results	2016 Verified 2016 Results	2017 Verified 2016 Results Adjustments	Total Verified 2016 Results	2017 Verified 2017 Results	Total	Progress vs Forecast (%) Total Verified 2015 Results	Total Verified 2016 Results	2017 Verified 2017 Results	Total	Participation Group
	2015-2020 Conservation First Framework Programs																						
	Residential Province-Wide Programs																						
1	Save on Energy Coupon Program	Products	1,492,546	4,932,060	4,370,649	1,338,555	1,271,946	943,135	14,348,891	1,207,534	198,108	-	1,405,642	17,053,287	1,946,392	18,999,679	17,079,623	37,484,944	94	385	391	247	
2	Save on Energy Instant Discount Program	Products	-	-	1,049,598	1,928,259	376,123	302,918	3,656,898	-	-	-	-	-	-	-	12,087,827	12,087,827			1,152	1,152	
3	Save on Energy Heating & Cooling Program	Equipment	23,586	50,057	47,909	32,026	29,400	28,686	211,664	20,235	2,354	-	22,589	136,617	911	137,528	79,915	240,032	96	275	167	197	
4	Save on Energy New Construction Program	Homes	3,333	7,187	8,319	6,979	8,500	6,967	41,285	-	6	5	11	130	74	204	328	543	0	3	4	3	
5	Save on Energy Home Assistance Program	Homes	80,753	15,512	56,654	39,092	37,435	35,128	264,574	1,032	226	-	1,258	5,066	1,500	6,566	6,910	14,734	2	42	12	10	
	Sub-total: Residential Province-Wide Programs																						
	Business Province-Wide Programs																						
6	Save on Energy Audit Funding Program	Projects	61	293	433	444	443	359	2,033	2	27	2	31	213	207	420	349	800	51	143	81	102	
7	Save on Energy Retrofit Program	Projects	51,299	273,262	347,045	262,455	232,887	228,156	1,395,104	811	2,495	289	3,595	10,690	3,029	13,719	8,783	26,097	7	5	3	4	
8	Save on Energy Small Business Lighting Program	Projects	22,186	18,102	72,570	74,811	70,263	60,606	318,538	-	-	-	-	2,421	64	2,485	7,565	10,050	-	14	10	9	
9	Save on Energy High Performance New Construction Program	Projects	59	293	4,784	4,647	4,576	4,568	18,927	-	8	3	11	180	61	241	167	419	19	82	3	8	
10	Save on Energy Existing Building Commissioning Program	Projects	-	14	41	38	40	39	172	-	-	2	2	-	30	30	6	36		214	15	69	
11	Save on Energy Business Refrigeration Incentive Program	Projects	-	306	16,748	21,710	20,262	16,934	75,960	-	-	-	-	-	-	-	1,077	1,077		-	6	6	
12	Save on Energy Process & Systems Upgrades Program	Projects	41	3,338	172	170	115	112	3,948	-	-	-	-	1	12	13	16	29	-	0	9	1	
13	Save on Energy Energy Manager Program	Projects	47	117	219	377	286	240	1,286	-	-	-	-	69	54	123	77	200		105	35	52	
14	Save on Energy Monitoring & Targeting Program	Projects	7	6	26	25	26	23	113	-	-	-	-	-	-	-	-	-	-	-	-	-	
15	Save on Energy Retrofit Program - P4P	Projects	134	1,166	-	-	-	-	1,300	-	61	9	70	472	179	651	253	974	52	56		75	
16	Save on Energy Process & Systems Upgrades Program - P4P	Projects	-	5	-	-	-	-	5	-	-	-	-	3	2	5	-	5		100		100	
	Sub-total: Business Province-Wide Programs																						
	Local & Regional Programs																						
17	Adaptive Thermostat Local Program	Homes	-	1,041	5,000	5,000	5,000	5,000	21,041	-	-	-	-	-	-	-	-	-		-	-	-	
18	Business Refrigeration Incentives Local Program	Projects	-	-	171	951	665	542	2,329	-	-	-	-	305	-	305	1,191	1,496			696	875	
19	Conservation on the Coast Home Assistance Local Program	Homes	-	-	-	-	-	-	-	-	-	-	-	-	112	112	26	138					
20	Conservation on the Coast Small Business Lighting Local Program	Projects	-	-	-	-	-	-	-	-	-	-	-	-	-	-	-	-					
21	First Nations Conservation Local Program	Homes	-	750	1,363	747	890	780	4,530	-	-	-	-	-	-	-	2,135	2,135		-	157	101	
22	High Efficiency Agriculturual Pumping Local Program	Projects	-	-	3,944	5,268	6,581	6,581	22,374	-	-	-	-	-	-	-	-	-			-	-	
23	Instant Savings Local Program	Homes	-	-	16,290	14,037	4,627	2,821	37,775	-	-	-	-	-	-	-	13,146	13,146			81	81	
24	OPsaver Local Program	Projects	-	-	1	2	2	2	7	-	-	-	-	-	-	-	-	-			-	-	
25	Pool Saver Local Program	Homes	-	-	5,605	6,118	6,008	5,736	23,467	-	-	-	-	-	-	-	1,958	1,958			35	35	
26	PUMPSaver Local Program	Projects	-	16	269	168	134	67	654	-	-	-	-	5	1	6	193	199		38	72	70	
27	RTUsaver Local Program	Projects	-	-	1,606	5,619	5,619	3,211	16,055	-	-	-	-	-	-	-	-	-			-	-	
28	Social Benchmarking Local Program	Participants	-	1,333,125	2,390,945	3,744,545	4,430,904	4,457,000	16,356,519	-	-	-	-	-	764,789	764,789	1,050,385	1,815,174		57	44	49	
	Sub-total: Local & Regional Programs																						
	LDC Innovation Fund Pilot Programs																						
29	Air Source Heat Pump – For Residential Space Heating LDC Innovation Fund	Homes	-	-	847	206	206	165	1,424	-	-	-	-	112	112	224	-	224			-	26	
30	Air Source Heat Pump – For Residential Water Heating LDC Innovation Fund	Homes	-	-	-	-	-	-	-	-	-	-	-	-	69	69	-	69					
31	Block Heater Timer LDC Innovation Fund Pilot Program	Equipment	-	-	4,000	4,285	4,270	4,270	16,825	-	-	-	-	-	-	-	1,599	1,599			40	40	
32	Commercial Energy Management and Load Control (CEMLC) LDC Innovatior	Projects	-	-	-	-	-	-	-	-	-	-	-	-	-	-	-	-					
33	Conservation Cultivator LDC Innovation Fund Pilot Program	Projects	1	-	-	-	-	1	2	-	-	4	4	-	-	-	-	4	400			400	
34	Data Centre LDC Innovation Fund Pilot Program	Projects	-	1	12	-	-	-	13	-	-	-	-	-	-	-	-	-		-	-	-	
35	Electronics Take Back LDC Innovation Fund Pilot Program	Equipment	-	10,000	-	-	-	-	10,000	-	-	-	-	10,004	-	10,004	-	10,004		100		100	
36	Energy Reinvestment LDC Innovation Fund Pilot Program	Projects	-	-	-	1	-	-	1	-	-	-	-	-	-	-	-	-					
37	Home Energy Assessment & Retrofit LDC Innovation Fund Pilot Program	Homes	-	323	6	1,380	2,760	2,760	7,229	-	-	-	-	-	-	-	838	838		-	13,967	255	
38	Hotel/Motel LDC Innovation Fund Pilot Program	Projects	-	5	5	7	7	7	31	-	-	-	-	-	-	-	4	4		-	80	40	
39	Intelligent Air Technology LDC Innovation Fund Pilot Program	Projects	-	-	16	-	-	-	16	-	-	-	-	-	-	-	-	-			-	-	
40	OPsaver LDC Innovation Fund Pilot Program	Projects	-	5	-	-	-	-	5	-	-	-	-	5	-	5	-	5		100		100	
41	PUMPSaver LDC Innovation Fund Pilot Program	Projects	-	18	-	-	-	-	18	-	10	-	10	-	-	-	-	10		-		56	
42	Residential Direct Install LDC Innovation Fund Pilot Program	Homes	-	-	-	-	-	-	-	-	-	-	-	322	-	322	-	322					
43	Residential Direct Mail LDC Innovation Fund Pilot Program	Homes	-	2	-	-	-	-	2	-	-	-	-	726	-	726	-	726		36,300		36,300	
44	Residential Ductless Heat Pump LDC Innovation Fund Pilot Program	Homes	-	1	-	-	-	-	1	-	-	-	-	-	94	94	-	94		9,400		9,400	
45	Retrocomissioning LDC Innovation Fund Pilot Program	Projects	-	77	-	77	50	30	234	-	-	-	-	75	-	75	-	75		97		97	
46	RTUsaver LDC Innovation Fund Pilot Program	Projects	-	-	-	-	-	-	-	-	-	-	-	13	-	13	-	13					
47	Small & Medium Business Energy Management System LDC Innovation Fun	Projects	-	-	133	-	-	-	133	-	-	-	-	-	45	45	754	799			567	603	
48	Solar Powered Attic Ventilation LDC Innovation Fund Pilot Program	Homes	-	1,000	-	-	-	-	1,000	-	-	-	-	1,026	-	1,026	-	1,026		103		103	
49	Toronto Hydro – Enbridge Joint Low-Income Program LDC Innovation Fund I	Homes	-	-	-	-	-	-	-	-	-	-	-	-	-	-	300	300					
50	Truckload Event LDC Innovation Fund Pilot Program	Products	-	85,178	-	-	-	-	85,178	-	-	-	-	226,443	-	226,443	-	226,443		266		266	
	Sub-total: LDC Innovation Fund Pilot Programs																						
	Centrally Delivered Programs																						
51	Industrial Accelerator Program	Projects	-	-	2	2	2	2	8	-	-	-	-	-	-	-	-	-			-	-	
52	Save on Energy Energy Performance Program for Multi-Site Customers	Projects	-	-	5	11	4	4	24	-	-	-	-	-	-	-	39	39			780	780	
53	Whole Home Pilot Program	Homes	-	-	5,090	2	2	2	5,096	-	-	-	-	-	-	-	10,359	10,359			204	204	
	Sub-total: Centrally Delivered Programs																						
	Program Enabled Savings																						
54	Save on Energy Retrofit Program Enabled Savings	Claims	5	10	1	1	1	1	19	-	9	9	18	28	14	42	24	84	360	420	2,400	525	
55	Save on Energy High Performance New Construction Program Enabled Savir	Claims	-	-	-	-	-	-	-	-	-	1	1	-	1	1	1	2					
56	Save on Energy Process & Systems Upgrades Program Enabled Savings	Claims	-	-	-	-	-	-	-	-	-	1	1	1	1	2	2	5					
	Sub-total: Program Enabled Savings																						
	Other																						
57	Non-Approved Program	Various	-	3,401	46,669	228,390	181,677	185,926	646,063	-	-	-	-	-	-	-	-	-		-	-	-	
58	Unassigned Program	Various	-	-	5	21,188	21,189	21,192	63,574	-	-	-	-	-	-	-	-	-			-	-	
	Sub-total: Other																						
	Sub-total: 2015-2020 Conservation First Framework																						
	Conservation Fund																						
59	Conservation Voltage Reduction Conservation Fund Pilot Program	Projects	-	-	1	-	-	-	1	-	-	-	-	-	-	-	1	1			100	100	
60	EnerNOC Conservation Fund Pilot Program	Projects	13	-	-	-	-	-	13	12	-	-	12	-	-	-	-	12	92			92	
61	Home Depot Home Appliance Market Uplift Conservation Fund Pilot Progra	Projects	1	5	-	-	-	-	6	-	-	-	-	4,638	-	4,638	-	4,638	-	92,760		77,300	
62	Loblaw P4P Conservation Fund Pilot Program	Projects	4	-	-	-	-	-	4	18	-	-	18	-	-	-	-	18	450			450	
63	Ontario Clean Water Agency P4P Conservation Fund Pilot Program	Projects	-	-	-	-	-	-	-	-	-	-	-	2	2	4	11	15					
64	Performance Based Conservation Fund Pilot Program	Projects	12	30	20	-	-	-	62	-	-	-	-	-	-	-	-	-	-	-	-	-	
65	Social Benchmarking Conservation Fund Pilot Program	Participants	42,336	-	-	-	-	-	42,336	150,258	-	-	150,258	-	-	-	-	150,258	355			355	
66	Strategic Energy Group Conservation Fund Pilot Program	Projects	11	-	-	-	-	-	11	10	-	-	10	-	-	-	-	10	91			91	
	Sub-total: Conservation Fund																						
	2011-2014+2015 Extension Legacy Framework Programs																						
	Residential Program																						
67	Appliance Retirement Initiative	Appliances	12,318	1,762	1,762	1,762	-	-	17,604	14,733	-	-	14,733	-	-	-	-	14,733	120	-	-	93	
68	Coupon Initiative	Products	3,704,850	1,450,265	2,059,209	1,530,740	1,413,526	1,228,294	11,386,884	2,075,200	413,479	-	2,488,679	-	-	-	-	2,488,679	67	-	-	34	
69	Bi-Annual Retailer Event Initiative	Products	459,368	-	-	-	-	-	459,368	3,178,024	27,954	-	3,205,978	-	-	-	-	3,205,978	698			698	
70	HVAC Incentives Initiative	Equipment	86,204	44,163	43,275	40,317	40,239	41,290	295,488	102,154	2,507	-	104,661	-	-	-	-	104,661	121	-	-	60	
71	Residential New Construction and Major Renovation Initiative	Homes	46,643	-	-	-	-	-	46,643	4,012	132	42	4,186	-	-	-	-	4,186	9			9	
	Sub-total: Residential Program																						
	Commercial & Institutional Program																						
72	Energy Audit Initiative	Projects	374	-	-	-	-	-	374	356	199	-	555	-	-	-	-	555	148			148	
73	Efficiency: Equipment Replacement Incentive Initiative	Projects	338,356	84	263	98	72	67	338,940	12,547	1,036	402	13,985	-	-	-	-	13,985	4	-	-	4	
74	Direct Install Lighting and Water Heating Initiative	Projects	273,640	726	285	295	275	393	275,614	18,643	-	-	18,643	-	-	-	-	18,643	7	-	-	7	
75	New Construction and Major Renovation Initiative	Projects	21,138	-	-	-	-	-	21,138	168	141	-	309	-	-	-	-	309	1			1	
76	Existing Building Commissioning Incentive Initiative	Projects	11	-	-	-	-	-	11	11	4	-	15	-	-	-	-	15	136			136	
	Sub-total: Commercial & Institutional Program																						
	Industrial Program																						
77	Process and Systems Upgrades Initiatives - Project Incentive Initiative	Projects	17	9	14	15	12	11	78	12	11	1	24	-	-	-	-	24	141	-	-	60	
78	Process and Systems Upgrades Initiatives - Energy Manager Initiative	Projects	330	-	-	-	-	-	330	424	1	-	425	-	-	-	-	425	129			129	
79	Process and Systems Upgrades Initiatives - Monitoring and Targeting Initiati	Projects	1	-	6	6	6	6	25	2	-	-	2	-	-	-	-	2	200		-	28	
	Sub-total: Industrial Program																						
	Low Income Program																						
80	Low Income Initiative	Homes	1,330,550	-	-	-	-	-	1,330,550	15,494	1,012	-	16,506	-	-	-	-	16,506	1			1	
	Sub-total: Low-Income Program																						
	Other																						
81	Aboriginal Conservation Program	Homes	527,925	-	-	-	-	-	527,925	1,586	-	-	1,586	-	-	-	-	1,586	0			0	
82	Program Enabled Savings	Claims	6	-	-	-	-	-	6	14	-	-1	13	-	-	-	-	13	217			217	
	Sub-total: Other																						
	Sub-total: 2011-2014+2015 Extension Legacy Framework																						
	Total																						

Net Incremental 2020 Annual Energy Savings

Forecasted (kWh) 2015	2016	2017	2018	2019	2020	Total	Verified (kWh) 2015 Verified Results	2016 Verified Results Adjustments	2017 Verified Results Adjustments	Total Verified 2015 Results	2016 Verified 2016 Results	2017 Verified 2016 Results Adjustments	Total Verified 2016 Results	2017 Verified 2017 Results	Total	Progress (%) Total Verified 2015 Results	Total Verified 2016 Results	2017 Verified 2017 Results	Total	2015-2020 CFF LDC COM Plan Allocated Target (kWh)	Progress versus Target (%)
38,903,574	178,001,495	94,984,376	34,119,050	31,933,763	26,295,762	**404,238,020**	31,200,969	4,478,933	-	35,679,902	427,989,595	49,843,524	477,833,119	419,524,601	**933,037,622**	92	268	442	**299**		
-	-	16,125,173	27,499,665	5,217,810	3,646,754	**52,489,402**	-	-	-	-	-	-	-	320,679,244	**320,679,244**			1,989	**1,989**		
12,452,123	34,611,838	35,224,580	26,149,259	20,750,461	19,504,178	**148,692,439**	10,181,961	1,384,912	-	11,566,873	76,249,162	744,673	76,993,835	68,318,325	**156,879,033**	93	222	194	**191**		
702,622	3,515,448	8,391,603	8,489,585	8,705,173	8,424,523	**38,228,954**	-	70,679	285,368	356,047	1,624,371	397,324	2,021,695	1,746,478	**4,124,220**	51	58	21	**33**		
2,097,128	6,765,544	8,354,009	6,961,063	6,978,355	6,748,178	**37,904,277**	975,736	275,931	-	1,251,667	7,538,941	1,646,201	9,185,142	8,240,971	**18,677,780**	60	136	99	**108**		
54,155,447	**222,894,325**	**163,079,741**	**103,218,622**	**73,585,562**	**64,619,395**	**681,553,092**	**42,358,666**	**6,210,455**	**285,368**	**48,854,489**	**513,402,069**	**52,631,722**	**566,033,791**	**818,509,619**	**1,433,397,899**	**90**	**254**	**502**	**326**		
749,725	1,683,258	21,717,556	21,467,301	21,393,335	19,546,353	**86,557,528**	-	2,159,479	173,533	2,333,012	2,799,382	2,720,527	5,519,909	22,801,451	**30,654,372**	311	328	105	**127**		
107,584,112	687,284,278	475,392,019	341,222,708	317,615,797	311,934,463	**2,241,033,377**	19,147,625	86,577,438	27,630,204	133,355,267	526,174,806	193,252,630	719,427,436	644,099,021	**1,496,881,724**	124	105	135	**118**		
2,536,644	10,122,906	48,435,244	49,250,125	37,117,997	33,494,523	**180,957,439**	-	-	-	-	10,760,789	3,197,264	13,958,053	46,428,169	**60,386,222**	-	138	96	**99**		
3,329,551	34,177,972	27,335,461	12,419,165	14,622,047	14,474,979	**106,359,175**	-	478,377	362,083	840,460	18,772,882	12,130,434	30,903,316	46,889,522	**78,633,298**	25	90	172	**121**		
-	-	3,613,637	3,072,421	3,233,983	3,155,847	**13,075,888**	-	-	-	-	-	730,126	730,126	882,273	**1,612,399**			24	**45**		
-	929,399	12,645,282	14,273,270	12,093,790	12,018,288	**51,960,029**	-	-	-	-	-	-	-	4,715,099	**4,715,099**		-	37	**35**		
27,359,148	62,541,944	138,664,563	164,921,817	227,685,637	142,528,429	**763,701,538**	-	-	2,287,903	2,287,903	778,676	51,959,167	52,737,843	15,201,978	**70,227,724**	8	84	11	**31**		
3,308,985	21,194,899	21,535,763	23,287,693	23,673,707	24,097,696	**117,098,743**	-	-	-	-	13,429,453	8,425,119	21,854,572	11,776,555	**33,631,127**	-	103	55	**73**		
1,237,500	1,125,000	5,584,461	473,338	746,649	2,531,716	**11,698,664**	-	-	-	-	-	-	-	-	**-**	-	-	-	**-**		
4,516,446	94,159,622	-	-	-	-	**98,676,068**	-	1,567,230	1,648,218	3,215,448	40,937,376	18,469,815	59,407,191	19,395,821	**82,018,460**	71	63		**83**		
-	25,420,443	-	-	-	-	**25,420,443**	-	-	-	-	10,957,531	13,179,466	24,136,997	-	**24,136,997**		95		**95**		
150,622,111	**938,639,721**	**754,923,986**	**630,387,838**	**658,182,942**	**563,782,294**	**3,696,538,892**	**19,147,625**	**90,782,524**	**32,101,941**	**142,032,090**	**624,610,895**	**304,064,548**	**928,675,443**	**812,189,889**	**1,882,897,422**	**94**	**99**	**108**	**102**		
-	181,915	873,750	873,750	873,750	873,750	**3,676,915**	-	-	-	-	-	-	-	-	**-**		-	-	**-**		
-	-	469,200	2,379,309	1,732,488	1,556,284	**6,137,281**	-	-	-	-	928,060	-	928,060	4,990,192	**5,918,252**			1,064	**1,261**		
-	-	-	-	-	-	**-**	-	-	-	-	-	432,145	432,145	248,138	**680,283**						
-	-	-	-	-	-	**-**	-	-	-	-	-	-	-	-	**-**						
-	1,533,750	2,787,335	1,600,365	1,892,800	1,667,850	**9,482,100**	-	-	-	-	-	-	-	3,328,257	**3,328,257**		-	119	**77**		
-	-	4,600,744	6,154,874	7,680,418	7,680,418	**26,116,454**	-	-	-	-	-	-	-	-	**-**			-	**-**		
-	-	3,175,550	2,778,174	933,223	561,531	**7,448,478**	-	-	-	-	-	-	-	1,635,206	**1,635,206**			51	**51**		
-	-	-	-	-	40,806,044	**40,806,044**	-	-	-	-	-	-	-	-	**-**						
-	-	7,845,467	8,183,606	8,111,588	7,869,230	**32,009,891**	-	-	-	-	-	-	-	5,969,040	**5,969,040**			76	**76**		
-	507,496	8,525,939	5,328,712	4,262,969	2,131,485	**20,756,601**	-	-	-	-	834,022	154,237	988,259	15,947,960	**16,936,219**		195	187	**187**		
-	-	2,094,122	7,329,427	7,329,427	4,188,244	**20,941,220**	-	-	-	-	-	-	-	-	**-**			-	**-**		
-	-	10,221,578	20,882,217	6,883,313	130,847,814	**168,834,922**	-	-	-	-	-	-	-	112,500,855	**112,500,855**			1,101	**1,101**		
-	**2,223,161**	**40,593,685**	**55,510,434**	**39,699,976**	**198,182,650**	**336,209,906**	**-**	**-**	**-**	**-**	**1,762,082**	**586,382**	**2,348,464**	**144,619,648**	**146,968,112**		**106**	**356**	**343**		
-	-	1,399,957	910,594	910,594	728,475	**3,949,620**	-	-	-	-	205,088	203,083	408,171	-	**408,171**			-	**29**		
-	-	-	-	-	-	**-**	-	-	-	-	-	117,155	117,155		**117,155**						
-	-	1,614,988	1,635,045	1,460,702	1,460,702	**6,171,437**	-	-	-	-	-	-	-	802,485	**802,485**			50	**50**		
-	-	-	-	-	-	**-**	-	-	-	-	-	-	-	-	**-**						
187,000	-	-	-	-	1,092,825	**1,279,825**	-	-	90,118	90,118	-	-	-	-	**90,118**	48			**48**		
-	-	-	-	-	-	**-**	-	-	-	-	-	-	-	-	**-**						
-	1,308,000	-	-	-	-	**1,308,000**	-	-	-	-	1,145,480	-	1,145,480	-	**1,145,480**		88		**88**		
-	-	-	1,781,855	-	-	**1,781,855**	-	-	-	-	-	-	-	-	**-**						
-	903,431	1,256,600	467,291	934,582	934,904	**4,496,808**	-	-	-	-	-	-	-	374,487	**374,487**		-	30	**17**		
-	1,039,063	1,039,063	1,454,688	1,454,688	1,454,688	**6,442,190**	-	-	-	-	-	-	-	42,567	**42,567**		-	4	**2**		
-	-	1,404,000	-	-	-	**1,404,000**	-	-	-	-	-	-	-	-	**-**			-	**-**		
-	2,500,000	-	-	-	-	**2,500,000**	-	-	-	-	2,864,454	-	2,864,454	-	**2,864,454**		115		**115**		
-	616,360	-	-	-	-	**616,360**	-	667,979	-	667,979	-	-	-	-	**667,979**		-		**108**		
-	-	-	-	-	-	**-**	-	-	-	-	413,538	-	413,538	-	**413,538**						
-	592,703	-	-	-	-	**592,703**	-	-	-	-	347,825	-	347,825	-	**347,825**		59		**59**		
-	3,390,849	-	-	-	-	**3,390,849**	-	-	-	-	-	157,963	157,963	-	**157,963**		5		**5**		
-	2,547,622	-	2,547,622	1,654,300	992,580	**7,742,124**	-	-	-	-	1,799,960	-	1,799,960	-	**1,799,960**		71		**71**		
-	-	-	-	-	-	**-**	-	-	-	-	370,393	-	370,393	-	**370,393**						
-	-	199,500	-	-	-	**199,500**	-	-	-	-	-	60,200	60,200	808,650	**868,850**			405	**436**		
-	199,358	-	-	-	-	**199,358**	-	-	-	-	178,202	-	178,202	-	**178,202**		89		**89**		
-	-	-	-	-	-	**-**	-	-	-	-	-	-	-	373,136	**373,136**						
-	3,262,278	-	-	-	-	**3,262,278**	-	-	-	-	6,807,732	-	6,807,732	-	**6,807,732**		209		**209**		
187,000	**16,359,664**	**6,914,108**	**8,797,095**	**6,414,866**	**6,664,174**	**45,336,907**	**-**	**667,979**	**90,118**	**758,097**	**14,132,672**	**538,401**	**14,671,073**	**2,401,325**	**17,830,495**	**405**	**90**	**35**	**76**		
-	-	2,000	2,000	2,000	2,000	**8,000**	-	-	-	-	-	-	-	-	**-**			-	**-**		
-	-	3,000	1,240,600	3,000	4,000	**1,250,600**	-	-	-	-	-	-	-	7,921,276	**7,921,276**			264,043	**264,043**		
-	-	1,425,852	2,000	2,000	2,000	**1,431,852**	-	-	-	-	-	-	-	6,600,326	**6,600,326**			463	**463**		
-	**-**	**1,430,852**	**1,244,600**	**7,000**	**8,000**	**2,690,452**	**-**	**-**	**-**	**-**	**-**	**-**	**-**	**14,521,602**	**14,521,602**			**1,015**	**1,015**		
8,571,537	-	-	-	-	-	**8,571,537**	-	-	-	-	-	-	-	-	**-**	-			**-**		
-	-	-	-	-	-	**-**	-	-	-	-	-	-	-	-	**-**						
-	-	-	-	-	-	**-**	-	-	-	-	-	-	-	-	**-**						
8,571,537	**-**	**-**	**-**	**-**	**-**	**8,571,537**	**-**	**-**	**-**	**-**	**-**	**-**	**-**	**-**	**-**	**-**			**-**		
-	1,011,917	6,262,374	7,336,733	5,142,919	37,817,825	**57,571,768**	-	-	-	-	-	-	-	-	**-**		-	-	**-**		
-	-	736,000	25,673,427	25,971,599	165,484,561	**217,865,587**	-	-	-	-	-	-	-	-	**-**				**-**		
-	**1,011,917**	**6,998,374**	**33,010,160**	**31,114,518**	**203,302,386**	**275,437,355**	**-**	**-**	**-**	**-**	**-**	**-**	**-**	**-**	**-**		**-**	**-**	**-**		
213,536,095	**1,181,128,788**	**973,940,746**	**832,168,749**	**809,004,864**	**1,036,558,899**	**5,046,338,141**	**61,506,291**	**97,660,958**	**32,477,427**	**191,644,676**	**1,153,907,718**	**357,821,053**	**1,511,728,771**	**1,792,242,083**	**3,495,615,530**	**90**	**128**	**184**	**148**		
-	-	-	-	-	-	**-**	-	-	-	-	-	-	-	-	**-**						
-	-	-	-	-	-	**-**	-	-	-	-	-	-	-	-	**-**						
-	4,559	-	-	-	-	**4,559**	-	-	-	-	58,726	-	58,726	-	**58,726**		1,288		**1,288**		
1,085,006	-	-	-	-	-	**1,085,006**	8,311,388	-	-	8,311,388	-	-	-	-	**8,311,388**	766			**766**		
-	-	-	-	-	-	**-**	-	-	-	-	188,353	20,783	209,136	364,714	**573,850**						
6,392,465	94,400	94,400	-	-	-	**6,581,265**	-	-	-	-	-	-	-	-	**-**	-	-	-	**-**		
-	-	-	-	-	-	**-**	-	-	-	-	-	-	-	-	**-**						
-	-	-	-	-	-	**-**	-	-	-	-	-	-	-	-	**-**						
7,477,471	**98,959**	**94,400**	**-**	**-**	**-**	**7,670,830**	**8,311,388**	**-**	**-**	**8,311,388**	**247,079**	**20,783**	**267,862**	**364,714**	**8,943,964**	**111**	**271**	**386**	**117**		
-	727,564	727,564	727,564	-	-	**2,182,692**	-	-	-	-	-	-	-	-	**-**		-	-	**-**		
98,961,816	47,256,416	50,251,115	37,968,101	36,380,854	32,539,656	**303,357,958**	49,828,856	9,574,814	-	59,403,670	-	-	-	-	**59,403,670**	60	-	-	**30**		
10,569,940	-	-	-	-	-	**10,569,940**	72,999,617	627,017	-	73,626,634	-	-	-	-	**73,626,634**	697			**697**		
42,106,099	16,537,874	15,570,627	15,032,393	15,561,012	15,983,226	**120,791,231**	45,965,427	1,242,212	-	47,207,639	-	-	-	-	**47,207,639**	112	-	-	**64**		
9,316,601	-	-	-	-	-	**9,316,601**	6,305,281	4,563,918	45,342	10,914,541	-	-	-	-	**10,914,541**	117			**117**		
160,954,456	**64,521,854**	**66,549,306**	**53,728,058**	**51,941,866**	**48,522,882**	**446,218,422**	**175,099,181**	**16,007,961**	**45,342**	**191,152,484**	**-**	**-**	**-**	**-**	**191,152,484**	**119**	**-**	**-**	**65**		
16,268,994	-	-	-	-	-	**16,268,994**	-	43,557,756	-	43,557,756	-	-	-	-	**43,557,756**	268			**268**		
584,865,956	3,875,985	6,111,684	3,361,861	1,836,750	1,562,230	**601,614,466**	648,322,776	46,081,737	24,117,569	718,522,082	-	-	-	-	**718,522,082**	123	-	-	**121**		
31,410,621	1,412,482	1,026,545	1,062,564	990,525	1,114,925	**37,017,662**	32,305,094	-	3,132,763	35,437,857	-	-	-	-	**35,437,857**	113	-	-	**105**		
24,668,336	-	-	-	-	-	**24,668,336**	21,792,687	27,358,742	-	49,151,429	-	-	-	-	**49,151,429**	199			**199**		
-	-	-	1,000	1,000	1,000	**3,000**	-	316,077	-	316,077	-	-	-	-	**316,077**						
657,213,907	**5,288,467**	**7,138,229**	**4,425,425**	**2,828,275**	**2,678,155**	**679,572,458**	**702,420,557**	**117,314,312**	**27,250,332**	**846,985,201**	**-**	**-**	**-**	**-**	**846,985,201**	**129**	**-**	**-**	**126**		
208,200,758	42,393,120	46,382,500	144,488,660	44,278,840	28,142,340	**513,886,218**	122,704,030	140,191,824	9,012,548	271,908,402	-	-	-	-	**271,908,402**	131	-	-	**92**		
20,917,894	-	-	-	-	-	**20,917,894**	25,183,067	-	-	25,183,067	-	-	-	-	**25,183,067**	120			**120**		
-	-	1,000	1,000	1,000	3,423,500	**3,426,500**	-	-	-	-	-	-	-	-	**-**			-	**-**		
229,118,652	**42,393,120**	**46,383,500**	**144,489,660**	**44,279,840**	**31,565,840**	**538,230,612**	**147,887,097**	**140,191,824**	**9,012,548**	**297,091,469**	**-**	**-**	**-**	**-**	**297,091,469**	**130**	**-**	**-**	**93**		
10,248,103	-	-	-	-	-	**10,248,103**	11,746,825	1,601,364	-	13,348,189	-	-	-	-	**13,348,189**	130			**130**		
10,248,103	**-**	**-**	**-**	**-**	**-**	**10,248,103**	**11,746,825**	**1,601,364**	**-**	**13,348,189**	**-**	**-**	**-**	**-**	**13,348,189**	**130**			**130**		
3,196,965	-	-	-	-	-	**3,196,965**	3,243,409	-	-	3,243,409	-	-	-	-	**3,243,409**	101			**101**		
770,041	-	-	-	-	-	**770,041**	7,275,075	-	-	7,275,075	-	-	-	-	**7,275,075**	945			**945**		
3,967,006	**-**	**-**	**-**	**-**	**-**	**3,967,006**	**10,518,484**	**-**	**-**	**10,518,484**	**-**	**-**	**-**	**-**	**10,518,484**	**265**			**265**		
1,061,502,124	**112,203,441**	**120,071,035**	**202,643,143**	**99,049,981**	**82,766,877**	**1,678,236,601**	**1,047,672,144**	**275,115,461**	**36,308,222**	**1,359,095,827**	**-**	**-**	**-**	**-**	**1,359,095,827**	**128**	**-**	**-**	**105**		
1,282,515,690	**1,293,431,188**	**1,094,106,181**	**1,034,811,892**	**908,054,845**	**1,119,325,776**	**6,732,245,572**	**1,117,489,823**	**372,776,419**	**68,785,649**	**1,559,051,891**	**1,154,154,797**	**357,841,836**	**1,511,996,633**	**1,792,606,797**	**4,863,655,321**	**122**	**117**	**164**	**133**	**6,999,990,000**	**69**

Net Incremental 2020 Annual Energy Savings

Net Incremental 2020 Annual Peak Demand Savings

Forecasted (kW) 2015	2016	2017	2018	2019	2020	Total	Verified (kW) 2015 Verified Results	2016 Verified Results Adjustments	2017 Verified Results Adjustments	Total Verified 2015 Results	2016 Verified 2016 Results	2017 Verified 2016 Results Adjustments	Total Verified 2016 Results	2017 Verified 2017 Results	Total	Progress (%) Total Verified 2015 Results	Total Verified 2016 Results	2017 Verified 2017 Results	Total
2,536	10,999	6,918	2,325	2,201	1,832	**26,811**	2,008	294	-	2,302	27,830	3,174	31,004	29,298	**62,604**	91	282	424	**306**
-	-	837	1,557	364	327	**3,085**	-	-	-	-	-	-	-	22,180	**22,180**			2,650	**2,650**
6,626	10,445	8,264	6,240	5,933	5,827	**43,335**	5,322	711	-	6,033	22,421	220	22,641	19,181	**47,855**	91	217	232	**189**
136	787	1,425	1,457	1,513	1,448	**6,766**	-	15	16	31	355	85	440	483	**954**	23	56	34	**41**
1,247	4,271	4,731	3,737	3,684	3,637	**21,307**	204	39	-	243	825	132	957	1,197	**2,397**	19	22	25	**23**
10,545	**26,502**	**22,175**	**15,316**	**13,695**	**13,071**	**101,304**	**7,534**	**1,059**	**16**	**8,609**	**51,431**	**3,611**	**55,042**	**72,339**	**135,990**	**82**	**208**	**326**	**230**
155	193	3,612	3,557	3,541	3,247	**14,305**	-	460	37	497	365	355	720	1,013	**2,230**	321	373	28	**56**
16,637	94,622	70,960	51,109	49,911	50,090	**333,329**	2,798	12,377	1,409	16,584	70,440	29,608	100,048	105,820	**222,452**	100	106	149	**122**
506	1,493	7,939	8,047	6,844	6,151	**30,980**	-	-	-	-	2,287	761	3,048	10,244	**13,292**	-	204	129	**134**
940	6,883	5,367	3,142	3,525	3,582	**23,439**	-	96	59	155	5,693	2,206	7,899	7,895	**15,949**	16	115	147	**121**
-	-	900	820	896	859	**3,475**	-	-	-	-	-	83	83	80	**163**			9	**18**
-	118	1,464	1,582	1,332	1,427	**5,923**	-	-	-	-	-	-	-	643	**643**		-	44	**41**
2,987	5,097	20,462	21,348	31,429	17,040	**98,363**	-	-	-	-	61	4,682	4,743	2,644	**7,387**	-	93	13	**26**
640	2,821	2,737	3,101	3,193	3,271	**15,763**	-	-	-	-	1,326	1,610	2,936	1,599	**4,535**		104	58	**73**
149	136	572	44	71	71	**1,043**	-	-	-	-	-	-	-	-	**-**	-	-	-	**-**
650	10,959	-	-	-	-	**11,609**	-	296	305	601	4,197	2,938	7,135	3,090	**10,826**	92	65		**93**
-	3,434	-	-	-	-	**3,434**	-	-	-	-	1,596	1,888	3,484	-	**3,484**		101		**101**
22,664	**125,756**	**114,013**	**92,750**	**100,742**	**85,738**	**541,663**	**2,798**	**13,229**	**1,810**	**17,837**	**85,965**	**44,131**	**130,096**	**133,028**	**280,961**	**79**	**103**	**117**	**107**
-	44	210	210	210	210	**884**	-	-	-	-	-	-	-	-	**-**		-	-	**-**
-	-	-	20	10	6	**36**	-	-	-	-	117	-	117	623	**740**				
-	-	-	-	-	-	**-**	-	-	-	-	-	10	10	2	**12**				
-	-	-	-	-	-	**-**	-	-	-	-	-	-	-	-	**-**				
-	296	537	308	365	321	**1,827**	-	-	-	-	-	-	-	277	**277**		-	52	**33**
-	-	1,534	2,052	2,560	2,560	**8,706**	-	-	-	-	-	-	-	-	**-**			-	**-**
-	-	584	494	294	196	**1,568**	-	-	-	-	-	-	-	256	**256**			44	**44**
-	-	-	-	-	4,922	**4,922**	-	-	-	-	-	-	-	-	**-**				
-	-	4,092	4,092	4,092	4,022	**16,298**	-	-	-	-	-	-	-	1,142	**1,142**			28	**28**
-	58	980	612	490	245	**2,385**	-	-	-	-	75	14	89	2,021	**2,110**		153	206	**203**
-	-	624	2,184	2,184	1,248	**6,240**	-	-	-	-	-	-	-	-	**-**			-	**-**
-	-	1,172	2,435	789	23,259	**27,655**	-	-	-	-	-	-	-	23,971	**23,971**			2,045	**2,045**
-	**398**	**9,733**	**12,407**	**10,994**	**36,989**	**70,521**	**-**	**-**	**-**	**-**	**192**	**24**	**216**	**28,292**	**28,508**		**54**	**291**	**281**
-	-	144	17	17	14	**192**	-	-	-	-	4	8	12	-	**12**			-	**8**
-	-	-	-	-	-	**-**	-	-	-	-	-	18	18	-	**18**				
-	-	3	3	4	4	**14**	-	-	-	-	-	-	-	-	**-**			-	**-**
-	-	-	-	-	-	**-**	-	-	-	-	-	-	-	-	**-**				
15	-	-	-	-	-	**15**	-	-	12	12	-	-	-	-	**12**	80			**80**
-	-	-	-	-	-	**-**	-	-	-	-	-	-	-	-	**-**				
-	160	-	-	-	-	**160**	-	-	-	-	36	-	36	-	**36**		23		**23**
-	-	-	208	-	-	**208**	-	-	-	-	-	-	-	-	**-**				
-	-	-	53	107	107	**267**	-	-	-	-	-	-	-	59	**59**				
-	125	125	176	176	176	**778**	-	-	-	-	-	-	-	7	**7**		-	6	**3**
-	-	129	-	-	-	**129**	-	-	-	-	-	-	-	-	**-**				
-	411	-	-	-	-	**411**	-	-	-	-	2	-	2	-	**2**		0		**0**
-	70	-	-	-	-	**70**	-	68	-	68	-	-	-	-	**68**		-		**97**
-	-	-	-	-	-	**-**	-	-	-	-	29	-	29	-	**29**				
-	-	-	-	-	-	**-**	-	-	-	-	23	-	23	-	**23**				
-	234	-	-	-	-	**234**	-	-	-	-	-	32	32	-	**32**		14		**14**
-	200	-	200	130	78	**608**	-	-	-	-	806	-	806	-	**806**		403		**403**
-	-	-	-	-	-	**-**	-	-	-	-	27	-	27	-	**27**				
-	-	-	-	-	-	**-**	-	-	-	-	-	11	11	146	**157**				
-	119	-	-	-	-	**119**	-	-	-	-	199	-	199	-	**199**		167		**167**
-	-	-	-	-	-	**-**	-	-	-	-	-	-	-	78	**78**				
-	204	-	-	-	-	**204**	-	-	-	-	428	-	428	-	**428**		210		**210**
15	**1,523**	**401**	**657**	**434**	**379**	**3,409**	**-**	**68**	**12**	**80**	**1,554**	**69**	**1,623**	**290**	**1,993**	**533**	**107**	**72**	**103**
-	-	-	-	-	-	**-**	-	-	-	-	-	-	-	-	**-**				
-	-	1	207	1	1	**210**	-	-	-	-	-	-	-	-	**-**			-	**-**
-	-	157	-	-	-	**157**	-	-	-	-	-	-	-	927	**927**			590	**590**
-	**-**	**158**	**207**	**1**	**1**	**367**	**-**	**-**	**-**	**-**	**-**	**-**	**-**	**927**	**927**			**587**	**587**
-	-	-	-	-	-	**-**	-	-	-	-	-	-	-	-	**-**				
-	-	-	-	-	-	**-**	-	-	-	-	-	-	-	-	**-**				
-	-	-	-	-	-	**-**	-	-	-	-	-	-	-	-	**-**				
-	**-**	**-**	**-**	**-**	**-**	**-**	**-**	**-**	**-**	**-**	**-**	**-**	**-**	**-**	**-**				
-	173	2,690	2,785	322	12,608	**18,578**	-	-	-	-	-	-	-	-	**-**		-	-	**-**
-	-	-	12,280	12,286	57,778	**82,344**	-	-	-	-	-	-	-	-	**-**				
-	**173**	**2,690**	**15,065**	**12,608**	**70,386**	**100,922**	**-**	**-**	**-**	**-**	**-**	**-**	**-**	**-**	**-**		**-**	**-**	**-**
33,224	**154,352**	**149,170**	**136,402**	**138,474**	**206,564**	**818,186**	**10,332**	**14,356**	**1,838**	**26,526**	**139,142**	**47,835**	**186,977**	**234,876**	**448,379**	**80**	**121**	**157**	**133**
-	-	-	-	-	-	**-**	-	-	-	-	-	-	-	-	**-**				
-	-	-	-	-	-	**-**	-	-	-	-	-	-	-	-	**-**				
-	-	-	-	-	-	**-**	-	-	-	-	9	-	9	-	**9**				
145	-	-	-	-	-	**145**	724	-	-	724	-	-	-	-	**724**	499			**499**
-	-	-	-	-	-	**-**	-	-	-	-	18	3	21	56	**77**				
506	42	42	-	-	-	**590**	-	-	-	-	-	-	-	-	**-**	-	-	-	**-**
-	-	-	-	-	-	**-**	-	-	-	-	-	-	-	-	**-**				
-	-	-	-	-	-	**-**	-	-	-	-	-	-	-	-	**-**				
651	**42**	**42**	**-**	**-**	**-**	**735**	**724**	**-**	**-**	**724**	**27**	**3**	**30**	**56**	**810**	**111**	**71**	**133**	**110**
-	713	713	713	-	-	**2,139**	-	-	-	-	-	-	-	-	**-**		-	-	**-**
6,611	3,368	5,446	4,516	3,975	3,167	**27,083**	3,257	622	-	3,879	-	-	-	-	**3,879**	59	-	-	**25**
738	-	-	-	-	-	**738**	5,006	40	-	5,046	-	-	-	-	**5,046**	684			**684**
22,267	11,290	8,812	8,904	9,297	9,673	**70,243**	24,035	641	-	24,676	-	-	-	-	**24,676**	111	-	-	**58**
1,385	-	-	-	-	-	**1,385**	1,113	252	2	1,367	-	-	-	-	**1,367**	99			**99**
31,001	**15,371**	**14,971**	**14,133**	**13,272**	**12,840**	**101,588**	**33,411**	**1,555**	**2**	**34,968**	**-**	**-**	**-**	**-**	**34,968**	**113**	**-**	**-**	**57**
3,102	-	-	-	-	-	**3,102**	-	9,657	-	9,657	-	-	-	-	**9,657**	311			**311**
84,243	409	1,044	560	295	248	**86,799**	92,012	7,033	4,209	103,254	-	-	-	-	**103,254**	123	-	-	**120**
7,412	368	298	308	288	313	**8,987**	7,432	-	784	8,216	-	-	-	-	**8,216**	111	-	-	**102**
6,971	-	-	-	-	-	**6,971**	5,188	7,229	-	12,417	-	-	-	-	**12,417**	178			**178**
-	-	-	-	-	-	**-**	-	106	-	106	-	-	-	-	**106**				
101,728	**777**	**1,342**	**868**	**583**	**561**	**105,859**	**104,632**	**24,025**	**4,993**	**133,650**	**-**	**-**	**-**	**-**	**133,650**	**131**	**-**	**-**	**129**
23,676	5,661	7,163	17,159	5,984	3,958	**63,601**	13,649	7,545	734	21,928	-	-	-	-	**21,928**	93	-	-	**60**
4,982	-	-	-	-	-	**4,982**	5,371	-	-	5,371	-	-	-	-	**5,371**	108			**108**
-	-	-	-	-	-	**-**	-	-	-	-	-	-	-	-	**-**				
28,658	**5,661**	**7,163**	**17,159**	**5,984**	**3,958**	**68,583**	**19,020**	**7,545**	**734**	**27,299**	**-**	**-**	**-**	**-**	**27,299**	**95**	**-**	**-**	**66**
1,905	-	-	-	-	-	**1,905**	2,064	471	-	2,535	-	-	-	-	**2,535**	133			**133**
1,905	**-**	**-**	**-**	**-**	**-**	**1,905**	**2,064**	**471**	**-**	**2,535**	**-**	**-**	**-**	**-**	**2,535**	**133**			**133**
603	-	-	-	-	-	**603**	605	-	-	605	-	-	-	-	**605**	100			**100**
31	-	-	-	-	-	**31**	142	-	-	142	-	-	-	-	**142**	458			**458**
634	**-**	**-**	**-**	**-**	**-**	**634**	**747**	**-**	**-**	**747**	**-**	**-**	**-**	**-**	**747**	**118**			**118**
163,926	**21,809**	**23,476**	**32,160**	**19,839**	**17,359**	**278,569**	**159,874**	**33,596**	**5,729**	**199,199**	**-**	**-**	**-**	**-**	**199,199**	**122**	**-**	**-**	**95**
197,801	**176,203**	**172,688**	**168,562**	**158,313**	**223,923**	**1,097,490**	**170,930**	**47,952**	**7,567**	**226,449**	**139,169**	**47,838**	**187,007**

Net Incremental First Year Energy Savings

Forecasted (kWh) 2015	2016	2017	2018	2019	2020	Total	Verified (kWh) 2015 Verified 2015 Results	2016 Verified 2015 Results Adjustments	2017 Verified 2015 Results Adjustments	Total Verified 2015 Results	2016 Verified 2016 Results	2017 Verified 2016 Results Adjustments	Total Verified 2016 Results	2017 Verified 2017 Results	Total	Progress (%) Total Verified 2015 Results	Total Verified 2016 Results	2017 Verified 2017 Results	Total
39,254,365	178,340,878	95,432,950	34,208,517	32,034,688	26,295,762	**405,567,160**	31,459,586	4,531,473	-	35,991,059	427,989,595	49,843,524	477,833,119	521,520,622	**1,035,344,800**	92	268	546	**331**
-	-	16,125,173	27,499,665	5,217,810	3,646,754	**52,489,402**	-	-	-	-	-	-	-	442,811,863	**442,811,863**			2,746	**2,746**
12,452,123	34,611,838	35,224,580	26,149,259	20,750,461	19,504,178	**148,692,439**	10,181,961	1,384,912	-	11,566,873	76,249,162	744,673	76,993,835	68,318,325	**156,879,033**	93	222	194	**191**
702,622	3,515,448	8,392,603	8,490,585	8,706,173	8,424,523	**38,231,954**	-	70,679	285,368	356,047	1,624,371	397,324	2,021,695	1,746,478	**4,124,220**	51	58	21	**33**
2,354,851	6,838,992	8,730,863	7,162,177	7,002,786	6,748,178	**38,837,847**	1,145,792	284,282	-	1,430,074	7,590,437	1,646,201	9,236,638	8,240,971	**18,907,683**	61	135	94	**105**
54,763,961	**223,307,156**	**163,906,169**	**103,510,203**	**73,711,918**	**64,619,395**	**683,818,802**	**42,787,339**	**6,271,346**	**285,368**	**49,344,053**	**513,453,565**	**52,631,722**	**566,085,287**	**1,042,638,259**	**1,658,067,599**	**90**	**254**	**636**	**375**
4,172,585	13,826,096	21,717,556	21,467,301	21,393,335	19,546,353	**102,123,226**	162,592	1,996,887	173,533	2,333,012	2,799,382	2,720,527	5,519,909	22,801,451	**30,654,372**	56	40	105	**77**
108,080,672	674,932,656	471,178,325	342,665,663	317,615,797	311,934,463	**2,226,407,576**	19,243,297	87,909,143	29,216,377	136,368,817	537,409,653	178,392,040	715,801,693	636,766,848	**1,488,937,358**	126	106	135	**119**
3,406,906	10,708,956	50,740,232	50,369,298	37,569,753	33,494,523	**186,289,668**	-	-	-	-	13,854,737	4,456,600	18,311,337	51,441,352	**69,752,689**	-	171	101	**108**
3,329,551	34,178,492	27,336,843	12,421,395	14,623,047	14,474,979	**106,364,307**	-	478,377	362,083	840,460	18,772,882	12,130,434	30,903,316	46,889,522	**78,633,298**	25	90	172	**121**
-	1,599,955	4,062,055	3,074,421	3,235,983	3,155,847	**15,128,261**	-	-	-	-	-	730,126	730,126	882,273	**1,612,399**		46	22	**28**
-	1,175,267	15,681,707	17,282,642	14,651,507	12,018,288	**60,809,411**	-	-	-	-	-	-	-	5,219,675	**5,219,675**		-	33	**31**
27,510,818	62,619,779	138,665,563	164,923,817	227,685,637	142,528,429	**763,934,043**	-	-	17,265,066	17,265,066	778,676	51,959,167	52,737,843	15,201,978	**85,204,887**	63	84	11	**37**
5,815,935	22,015,204	21,787,988	23,341,893	23,777,907	24,097,696	**120,786,623**	-	-	-	-	16,362,558	10,342,864	26,705,422	21,098,827	**47,804,249**	-	121	97	**96**
1,481,500	1,809,500	7,054,110	2,629,487	2,218,298	2,531,716	**17,724,611**	-	-	-	-	-	-	-	-	**-**	-	-	-	**-**
4,516,446	94,251,740	-	-	-	-	**98,768,186**	-	1,731,152	1,263,989	2,995,141	41,083,220	18,258,597	59,341,817	19,395,821	**81,732,779**	66	63		**83**
-	25,420,443	-	-	-	-	**25,420,443**	-	-	-	-	10,957,531	13,179,466	24,136,997	-	**24,136,997**		95		**95**
158,314,413	**942,538,088**	**758,224,379**	**638,175,917**	**662,721,264**	**563,782,294**	**3,723,756,355**	**19,405,889**	**92,115,559**	**48,281,048**	**159,802,496**	**642,018,639**	**292,169,821**	**934,188,460**	**819,697,747**	**1,913,688,703**	**101**	**99**	**108**	**103**
-	181,915	873,750	873,750	873,750	873,750	**3,676,915**	-	-	-	-	-	-	-	-	**-**		-	-	**-**
-	-	469,200	2,401,735	1,743,701	1,556,284	**6,170,920**	-	-	-	-	1,173,928	-	1,173,928	5,544,355	**6,718,283**			1,182	**1,432**
-	-	-	-	-	-	**-**	-	-	-	-	-	432,145	432,145	248,138	**680,283**				**-**
-	-	-	-	-	-	**-**	-	-	-	-	-	-	-	-	**-**				**-**
-	1,533,750	2,787,335	1,600,365	1,892,800	1,667,850	**9,482,100**	-	-	-	-	-	-	-	3,328,257	**3,328,257**		-	119	**77**
-	-	4,600,744	6,154,874	7,680,418	7,680,418	**26,116,454**	-	-	-	-	-	-	-	-	**-**			-	**-**
-	-	3,175,550	2,778,174	933,223	561,531	**7,448,478**	-	-	-	-	-	-	-	1,635,206	**1,635,206**			51	**51**
-	-	5,183,820	21,581,163	30,580,970	40,806,044	**98,151,997**	-	-	-	-	-	-	-	-	**-**				**-**
-	-	7,845,467	8,183,606	8,111,588	7,869,230	**32,009,891**	-	-	-	-	-	-	-	5,969,040	**5,969,040**			76	**76**
-	507,496	8,525,939	5,328,712	4,262,969	2,131,485	**20,756,601**	-	-	-	-	834,022	154,237	988,259	15,947,960	**16,936,219**		195	187	**187**
-	-	2,094,122	7,329,427	7,329,427	4,188,244	**20,941,220**	-	-	-	-	-	-	-	-	**-**			-	**-**
-	51,378,503	104,113,770	110,702,685	126,204,621	130,847,814	**523,247,393**	-	-	-	-	-	52,320,101	52,320,101	112,500,855	**164,820,956**		102	108	**106**
-	**53,601,664**	**139,669,697**	**166,934,491**	**189,613,467**	**198,182,650**	**748,001,969**	**-**	**-**	**-**	**-**	**2,007,950**	**52,906,483**	**54,914,433**	**145,173,811**	**200,088,244**		**102**	**104**	**104**
-	-	1,399,957	910,594	910,594	728,475	**3,949,620**	-	-	-	-	205,088	203,083	408,171	-	**408,171**			-	**29**
-	-	-	-	-	-	**-**	-	-	-	-	-	117,155	117,155	-	**117,155**				
-	-	1,614,988	1,635,045	1,460,702	1,460,702	**6,171,437**	-	-	-	-	-	-	-	802,485	**802,485**			50	**50**
-	-	-	-	-	-	**-**	-	-	-	-	-	-	-	-	**-**				
187,000	-	-	-	-	1,092,825	**1,279,825**	-	-	90,118	90,118	-	-	-	-	**90,118**	48			**48**
-	-	3,549,361	-	-	-	**3,549,361**	-	-	-	-	-	-	-	-	**-**			-	**-**
-	1,308,000	-	-	-	-	**1,308,000**	-	-	-	-	1,145,480	-	1,145,480	-	**1,145,480**		88		**88**
-	-	-	1,781,855	-	-	**1,781,855**	-	-	-	-	-	-	-	-	**-**				
-	903,431	1,256,600	467,452	934,904	934,904	**4,497,291**	-	-	-	-	-	-	-	374,487	**374,487**		-	30	**17**
-	1,039,063	1,039,063	1,454,688	1,454,688	1,454,688	**6,442,190**	-	-	-	-	-	-	-	58,986	**58,986**		-	6	**3**
-	-	1,404,000	-	-	-	**1,404,000**	-	-	-	-	-	-	-	-	**-**			-	**-**
-	2,500,000	-	-	-	-	**2,500,000**	-	-	-	-	2,864,454	-	2,864,454	-	**2,864,454**		115		**115**
-	616,360	-	-	-	-	**616,360**	-	667,979	-	667,979	-	-	-	-	**667,979**			-	**108**
-	-	-	-	-	-	**-**	-	-	-	-	413,538	-	413,538	-	**413,538**				
-	592,703	-	-	-	-	**592,703**	-	-	-	-	347,825	-	347,825	-	**347,825**		59		**59**
-	3,390,849	-	-	-	-	**3,390,849**	-	-	-	-	-	157,963	157,963	-	**157,963**		5		**5**
-	2,547,622	-	2,547,622	1,654,300	992,580	**7,742,124**	-	-	-	-	1,878,207	-	1,878,207	-	**1,878,207**		74		**74**
-	-	-	-	-	-	**-**	-	-	-	-	370,393	-	370,393	-	**370,393**				
-	-	199,500	-	-	-	**199,500**	-	-	-	-	-	60,200	60,200	808,650	**868,850**			405	**436**
-	199,358	-	-	-	-	**199,358**	-	-	-	-	178,202	-	178,202	-	**178,202**		89		**89**
-	-	-	-	-	-	**-**	-	-	-	-	-	-	-	373,136	**373,136**				
-	3,262,278	-	-	-	-	**3,262,278**	-	-	-	-	6,807,732	-	6,807,732	-	**6,807,732**		209		**209**
187,000	**16,359,664**	**10,463,469**	**8,797,256**	**6,415,188**	**6,664,174**	**48,886,751**	**-**	**667,979**	**90,118**	**758,097**	**14,210,919**	**538,401**	**14,749,320**	**2,417,744**	**17,925,161**	**405**	**90**	**23**	**66**
-	-	2,000	2,000	2,000	2,000	**8,000**	-	-	-	-	-	-	-	-	**-**			-	**-**
-	-	3,000	1,241,600	4,000	4,000	**1,252,600**	-	-	-	-	-	-	-	7,921,276	**7,921,276**			264,043	**264,043**
-	-	1,425,852	2,000	2,000	2,000	**1,431,852**	-	-	-	-	-	-	-	6,600,326	**6,600,326**			463	**463**
-	**-**	**1,430,852**	**1,245,600**	**8,000**	**8,000**	**2,692,452**	**-**	**-**	**-**	**-**	**-**	**-**	**-**	**14,521,602**	**14,521,602**			**1,015**	**1,015**
8,571,537	-	-	-	-	-	**8,571,537**	-	-	-	-	-	-	-	-	**-**	-			**-**
-	-	-	-	-	-	**-**	-	-	-	-	-	-	-	-	**-**				
-	-	-	-	-	-	**-**	-	-	-	-	-	-	-	-	**-**				
8,571,537	**-**	**-**	**-**	**-**	**-**	**8,571,537**	**-**	**-**	**-**	**-**	**-**	**-**	**-**	**-**	**-**	**-**			**-**
-	1,013,447	6,264,754	41,838,385	39,644,571	37,817,825	**126,578,982**	-	-	-	-	-	-	-	-	**-**		-	-	**-**
-	-	736,000	25,673,427	25,971,599	165,484,561	**217,865,587**	-	-	-	-	-	-	-	-	**-**				
-	**1,013,447**	**7,000,754**	**67,511,812**	**65,616,170**	**203,302,386**	**344,444,569**	**-**	**-**	**-**	**-**	**-**	**-**	**-**	**-**	**-**		**-**	**-**	**-**
221,836,911	**1,236,820,019**	**1,080,695,320**	**986,175,279**	**998,086,007**	**1,036,558,899**	**5,560,172,435**	**62,193,228**	**99,054,884**	**48,656,534**	**209,904,646**	**1,171,691,073**	**398,246,427**	**1,569,937,500**	**2,024,449,163**	**3,804,291,309**	**95**	**127**	**187**	**150**
-	-	3,000,000	-	-	-	**3,000,000**	-	-	-	-	-	-	-	1,274,792	**1,274,792**			42	**42**
328,828	-	-	-	-	-	**328,828**	328,828	-	-	-	328,828	-	-	-	**328,828**	100			**100**
-	4,559	-	-	-	-	**4,559**	-	-	-	-	-	58,726	-	58,726	**58,726**		1,288		**1,288**
1,085,006	-	-	-	-	-	**1,085,006**	8,311,388	-	-	8,311,388	-	-	-	-	**8,311,388**	766			**766**
-	-	-	-	-	-	**-**	-	-	-	-	188,353	20,783	209,136	364,714	**573,850**				
6,392,465	94,400	94,400	-	-	-	**6,581,265**	-	-	-	-	-	-	-	-	**-**	-	-	-	**-**
2,978,654	-	-	-	-	-	**2,978,654**	17,391,939	-	-	17,391,939	-	-	-	-	**17,391,939**	584			**584**
11,772,873	-	-	-	-	-	**11,772,873**	11,772,874	-	-	11,772,874	-	-	-	-	**11,772,874**	100			**100**
22,557,826	**98,959**	**3,094,400**	**-**	**-**	**-**	**25,751,185**	**37,805,029**	**-**	**-**	**37,805,029**	**247,079**	**20,783**	**267,862**	**1,639,506**	**39,712,397**	**168**	**271**	**53**	**154**
5,659,512	727,564	727,564	727,564	-	-	**7,842,204**	6,231,034	-	-	6,231,034	-	-	-	-	**6,231,034**	110	-	-	**88**
100,259,603	47,256,416	50,251,115	37,968,101	36,380,854	32,539,656	**304,655,745**	50,267,679	9,686,247	-	59,953,926	-	-	-	-	**59,953,926**	60	-	-	**30**
10,822,840	-	-	-	-	-	**10,822,840**	74,495,781	634,435	-	75,130,216	-	-	-	-	**75,130,216**	694			**694**
42,106,099	16,537,874	15,570,627	15,032,393	15,561,012	15,983,226	**120,791,231**	45,965,427	1,242,212	-	47,207,639	-	-	-	-	**47,207,639**	112	-	-	**64**
9,316,601	-	-	-	-	-	**9,316,601**	6,305,281	4,563,918	45,342	10,914,541	-	-	-	-	**10,914,541**	117			**117**
168,164,655	**64,521,854**	**66,549,306**	**53,728,058**	**51,941,866**	**48,522,882**	**453,428,621**	**183,265,202**	**16,126,812**	**45,342**	**199,437,356**	**-**	**-**	**-**	**-**	**199,437,356**	**119**	**-**	**-**	**67**
30,540,041	-	-	-	-	-	**30,540,041**	26,333,804	17,296,831	-	43,630,635	-	-	-	-	**43,630,635**	143			**143**
588,606,723	3,882,680	6,111,684	3,361,861	1,836,750	1,562,230	**605,361,928**	653,480,201	46,529,101	18,888,584	718,897,886	-	-	-	-	**718,897,886**	122	-	-	**120**
47,420,357	1,412,482	1,026,545	1,062,564	990,525	1,114,925	**53,027,398**	50,394,978	-	-17,158,166	33,236,812	-	-	-	-	**33,236,812**	70			**67**
24,679,488	-	-	-	-	-	**24,679,488**	22,022,383	27,140,198	-	49,162,581	-	-	-	-	**49,162,581**	199			**199**
890,207	-	1,000	1,000	1,000	1,000	**894,207**	947,849	316,077	-	1,263,926	-	-	-	-	**1,263,926**	142			**142**
692,136,816	**5,295,162**	**7,139,229**	**4,425,425**	**2,828,275**	**2,678,155**	**714,503,062**	**753,179,215**	**91,282,207**	**1,730,418**	**846,191,840**	**-**	**-**	**-**	**-**	**846,191,840**	**122**	**-**	**-**	**120**
210,126,846	42,393,120	46,382,500	144,488,660	44,278,840	28,142,340	**515,812,306**	122,704,030	142,180,049	9,012,548	273,896,627	-	-	-	-	**273,896,627**	130	-	-	**92**
28,980,750	-	-	-	-	-	**28,980,750**	35,834,323	125,317	-	35,959,640	-	-	-	-	**35,959,640**	124			**124**
-	-	3,423,500	3,423,500	3,423,500	3,423,500	**13,694,000**	1,369,000	-	-	1,369,000	-	-	-	-	**1,369,000**			-	**40**
239,107,596	**42,393,120**	**49,806,000**	**147,912,160**	**47,702,340**	**31,565,840**	**558,487,056**	**159,907,353**	**142,305,366**	**9,012,548**	**311,225,267**	**-**	**-**	**-**	**-**	**311,225,267**	**130**	**-**	**-**	**94**
13,027,912	-	-	-	-	-	**13,027,912**	14,906,764	1,722,061	-	16,628,825	-	-	-	-	**16,628,825**	128			**128**
13,027,912	**-**	**-**	**-**	**-**	**-**	**13,027,912**	**14,906,764**	**1,722,061**	**-**	**16,628,825**	**-**	**-**	**-**	**-**	**16,628,825**	**128**			**128**
3,589,633	-	-	-	-	-	**3,589,633**	3,627,223	-	-	3,627,223	-	-	-	-	**3,627,223**	101			**101**
1,005,281	-	-	-	-	-	**1,005,281**	16,255,915	-	-8,745,600	7,510,315	-	-	-	-	**7,510,315**	747			**747**
4,594,914	**-**	**-**	**-**	**-**	**-**	**4,594,914**	**19,883,138**	**-**	**-8,745,600**	**11,137,538**	**-**	**-**	**-**	**-**	**11,137,538**	**242**			**242**
1,117,031,893	**112,210,136**	**123,494,535**	**206,065,643**	**102,472,481**	**82,766,877**	**1,744,041,565**	**1,131,141,672**	**251,436,446**	**2,042,708**	**1,384,620,826**	**-**	**-**	**-**	**-**	**1,384,620,826**	**124**	**-**	**-**	**102**
1,361,426,630	**1,349,129,114**	**1,207,284,255**	**1,192,240,922**	**1,100,558,488**	**1,119,325,776**	**7,329,965,185**	**1,231,139,929**	**350,491,330**	**50,699,242**	**1,632,330,501**	**1,171,938,152**	**398,267,210**	**1,570,205,362**	**2,026,088,669**	**5,228,624,532**	**120**	**116**	**168**	**133**

Net Incremental First Year Peak Demand Savings

Forecasted (kW) 2015	2016	2017	2018	2019	2020	Total	Verified (kW) 2015 Verified 2015 Results	2016 Verified 2015 Results Adjustments	2017 Verified 2015 Results Adjustments	Total Verified 2015 Results	2016 Verified 2016 Results	2017 Verified 2016 Results Adjustments	Total Verified 2016 Results	2017 Verified 2017 Results	Total	Progress (%) Total Verified 2015 Results	Total Verified 2016 Results	2017 Verified 2017 Results	Total
2,558	11,009	6,946	2,331	2,207	1,832	**26,883**	2,025	297	-	2,322	27,830	3,174	31,004	36,136	**69,462**	91	282	520	**339**
-	-	837	1,557	364	327	**3,085**	-	-	-	-	-	-	-	30,369	**30,369**			3,628	**3,628**
6,626	10,445	8,264	6,240	5,933	5,827	**43,335**	5,322	711	-	6,033	22,421	220	22,641	19,181	**47,855**	91	217	232	**189**
136	787	1,425	1,457	1,513	1,448	**6,766**	-	15	16	31	355	85	440	483	**954**	23	56	34	**41**
1,261	4,275	4,750	3,747	3,685	3,637	**21,355**	213	39	-	252	827	132	959	1,197	**2,408**	20	22	25	**23**
10,581	**26,516**	**22,222**	**15,332**	**13,702**	**13,071**	**101,424**	**7,560**	**1,062**	**16**	**8,638**	**51,433**	**3,611**	**55,044**	**87,366**	**151,048**	**82**	**208**	**393**	**255**
839	1,970	3,612	3,557	3,541	3,247	**16,766**	35	426	37	498	365	355	720	1,013	**2,231**	59	37	28	**35**
16,794	91,708	70,153	51,563	49,911	50,090	**330,219**	2,828	12,716	1,055	16,599	72,374	26,368	98,742	103,145	**218,486**	99	108	147	**122**
720	1,630	8,489	8,319	6,945	6,151	**32,254**	-	-	-	-	2,612	895	3,507	10,734	**14,241**	-	215	126	**131**
940	6,883	5,367	3,142	3,525	3,582	**23,439**	-	96	59	155	5,693	2,206	7,899	7,895	**15,949**	16	115	147	**121**
-	646	1,109	820	896	859	**4,330**	-	-	-	-	-	83	83	80	**163**		13	7	**9**
-	159	1,967	2,077	1,748	1,427	**7,378**	-	-	-	-	-	-	-	734	**734**		-	37	**35**
3,014	5,110	20,462	21,348	31,429	17,040	**98,403**	-	-	-	-	61	4,682	4,743	2,644	**7,387**	-	93	13	**26**
1,062	2,895	2,762	3,102	3,194	3,271	**16,286**	83	-	-	-	1,510	1,781	3,291	2,848	**6,139**		114	103	**91**
149	136	608	80	106	71	**1,150**	-	-	-	-	-	-	-	-	**-**	-	-	-	**-**
650	10,988	-	-	-	-	**11,638**	-	341	208	549	4,244	2,874	7,118	3,090	**10,757**	84	65		**92**
-	3,434	-	-	-	-	**3,434**	-	-	-	-	1,596	1,888	3,484	-	**3,484**		101		**101**
24,168	**125,559**	**114,529**	**94,008**	**101,295**	**85,738**	**545,297**	**2,863**	**13,579**	**1,359**	**17,801**	**88,455**	**41,132**	**129,587**	**132,183**	**279,571**	**74**	**103**	**115**	**106**
-	44	210	210	210	210	**884**	-	-	-	-	-	-	-	-	**-**		-	-	**-**
-	-	-	24	12	6	**42**	-	-	-	-	160	-	160	728	**888**				
-	-	-	-	-	-	**-**	-	-	-	-	-	10	10	2	**12**				
-	-	-	-	-	-	**-**	-	-	-	-	-	-	-	-	**-**				
-	296	537	308	365	321	**1,827**	-	-	-	-	-	-	-	277	**277**		-	52	**33**
-	-	1,534	2,052	2,560	2,560	**8,706**	-	-	-	-	-	-	-	-	**-**			-	**-**
-	-	584	494	294	196	**1,568**	-	-	-	-	-	-	-	256	**256**			44	**44**
-	-	625	2,603	3,689	4,922	**11,839**	-	-	-	-	-	-	-	-	**-**			-	**-**
-	-	4,092	4,092	4,092	4,022	**16,298**	-	-	-	-	-	-	-	1,142	**1,142**			28	**28**
-	58	980	612	490	245	**2,385**	-	-	-	-	75	14	89	2,021	**2,110**		153	206	**203**
-	-	624	2,184	2,184	1,248	**6,240**	-	-	-	-	-	-	-	-	**-**			-	**-**
-	9,851	15,806	20,685	22,980	23,259	**92,581**	-	-	-	-	-	4,887	4,887	23,971	**28,858**		50	152	**112**
-	**10,249**	**24,992**	**33,264**	**36,876**	**36,989**	**142,370**	**-**	**-**	**-**	**-**	**235**	**4,911**	**5,146**	**28,397**	**33,543**		**50**	**114**	**95**
-	-	144	17	17	14	**192**	-	-	-	-	4	8	12	-	**12**			-	**8**
-	-	-	-	-	-	**-**	-	-	-	-	-	18	18	-	**18**				
-	-	3	3	4	4	**14**	-	-	-	-	-	-	-	-	**-**			-	**-**
-	-	-	-	-	-	**-**	-	-	-	-	-	-	-	-	**-**				
15	-	-	-	-	-	**15**	-	-	12	12	-	-	-	-	**12**	80			**80**
-	-	423	-	-	-	**423**	-	-	-	-	-	-	-	-	**-**			-	**-**
-	160	-	-	-	-	**160**	-	-	-	-	36	-	36	-	**36**		23		**23**
-	-	-	208	-	-	**208**	-	-	-	-	-	-	-	-	**-**				
-	-	53	107	107	107	**267**	-	-	-	-	-	-	-	59	**59**				
-	125	125	176	176	176	**778**	-	-	-	-	-	-	-	12	**12**		-	10	**5**
-	-	129	-	-	-	**129**	-	-	-	-	-	-	-	-	**-**			-	**-**
-	411	-	-	-	-	**411**	-	-	-	-	2	-	2	-	**2**		0		**0**
-	70	-	-	-	-	**70**	-	68	-	68	-	-	-	-	**68**		-		**97**
-	-	-	-	-	-	**-**	-	-	-	-	29	-	29	-	**29**				
-	-	-	-	-	-	**-**	-	-	-	-	23	-	23	-	**23**				
-	234	-	-	-	-	**234**	-	-	-	-	-	32	32	-	**32**		14		**14**
-	200	-	200	130	78	**608**	-	-	-	-	828	-	828	-	**828**		414		**414**
-	-	-	-	-	-	**-**	-	-	-	-	27	-	27	-	**27**				
-	-	-	-	-	-	**-**	-	-	-	-	-	11	11	146	**157**				
-	119	-	-	-	-	**119**	-	-	-	-	199	-	199	-	**199**		167		**167**
-	-	-	-	-	-	**-**	-	-	-	-	-	-	-	78	**78**				
-	204	-	-	-	-	**204**	-	-	-	-	428	-	428	-	**428**		210		**210**
15	**1,523**	**824**	**657**	**434**	**379**	**3,832**	**-**	**68**	**12**	**80**	**1,576**	**69**	**1,645**	**295**	**2,020**	**533**	**108**	**36**	**86**
-	-	-	-	-	-	**-**	-	-	-	-	-	-	-	-	**-**				
-	-	1	207	1	1	**210**	-	-	-	-	-	-	-	-	**-**			-	**-**
-	-	157	-	-	-	**157**	-	-	-	-	-	-	-	927	**927**			590	**590**
-	**-**	**158**	**207**	**1**	**1**	**367**	**-**	**-**	**-**	**-**	**-**	**-**	**-**	**927**	**927**			**587**	**587**
-	-	-	-	-	-	**-**	-	-	-	-	-	-	-	-	**-**				
-	-	-	-	-	-	**-**	-	-	-	-	-	-	-	-	**-**				
-	-	-	-	-	-	**-**	-	-	-	-	-	-	-	-	**-**				
-	**-**	**-**	**-**	**-**	**-**	**-**	**-**	**-**	**-**	**-**	**-**	**-**	**-**	**-**	**-**				
-	173	2,691	14,896	12,260	12,608	**42,628**	-	-	-	-	-	-	-	-	**-**		-	-	**-**
-	-	-	12,280	12,286	57,778	**82,344**	-	-	-	-	-	-	-	-	**-**				
-	**173**	**2,691**	**27,176**	**24,546**	**70,386**	**124,972**	**-**	**-**	**-**	**-**	**-**	**-**	**-**	**-**	**-**		**-**	**-**	**-**
34,764	**164,020**	**165,416**	**170,644**	**176,854**	**206,564**	**918,262**	**10,423**	**14,709**	**1,387**	**26,519**	**141,699**	**49,723**	**191,422**	**249,168**	**467,109**	**76**	**117**	**151**	**128**
-	-	570	-	-	-	**570**	-	-	-	-	-	-	-	-	**-**			-	**-**
-	-	-	-	-	-	**-**	-	-	-	-	-	-	-	-	**-**				
-	-	-	-	-	-	**-**	-	-	-	-	9	-	9	-	**9**				
145	-	-	-	-	-	**145**	724	-	-	724	-	-	-	-	**724**	499			**499**
-	-	-	-	-	-	**-**	-	-	-	-	18	3	21	56	**77**				
506	42	42	-	-	-	**590**	-	-	-	-	-	-	-	-	**-**	-	-	-	**-**
505	-	-	-	-	-	**505**	1,649	-	-	1,649	-	-	-	-	**1,649**	327			**327**
1,055	-	-	-	-	-	**1,055**	1,055	-	-	1,055	-	-	-	-	**1,055**	100			**100**
2,211	**42**	**612**	**-**	**-**	**-**	**2,865**	**3,428**	**-**	**-**	**3,428**	**27**	**3**	**30**	**56**	**3,514**	**155**	**71**	**9**	**123**
1,511	713	713	713	-	-	**3,650**	1,027	-	-	1,027	-	-	-	-	**1,027**	68	-	-	**35**
6,702	3,368	5,446	4,516	3,975	3,167	**27,174**	3,285	629	-	3,914	-	-	-	-	**3,914**	58	-	-	**25**
779	-	-	-	-	-	**779**	5,100	41	-	5,141	-	-	-	-	**5,141**	660			**660**
22,267	11,290	8,812	8,904	9,297	9,673	**70,243**	24,035	641	-	24,676	-	-	-	-	**24,676**	111	-	-	**58**
1,385	-	-	-	-	-	**1,385**	1,113	252	2	1,367	-	-	-	-	**1,367**	99			**99**
32,644	**15,371**	**14,971**	**14,133**	**13,272**	**12,840**	**103,231**	**34,560**	**1,563**	**2**	**36,125**	**-**	**-**	**-**	**-**	**36,125**	**111**	**-**	**-**	**57**
6,144	-	-	-	-	-	**6,144**	5,614	3,684	-	9,298	-	-	-	-	**9,298**	151			**151**
85,393	411	1,044	560	295	248	**87,951**	93,596	7,176	2,589	103,361	-	-	-	-	**103,361**	121	-	-	**119**
11,341	368	298	308	288	313	**12,916**	11,893	-	-4,189	7,704	-	-	-	-	**7,704**	68	-	-	**64**
6,974	-	-	-	-	-	**6,974**	5,222	7,197	-	12,419	-	-	-	-	**12,419**	178			**178**
419	-	-	-	-	-	**419**	437	106	-	543	-	-	-	-	**543**	130			**130**
110,271	**779**	**1,342**	**868**	**583**	**561**	**114,404**	**116,762**	**18,163**	**-1,600**	**133,325**	**-**	**-**	**-**	**-**	**133,325**	**121**	**-**	**-**	**119**
23,885	5,661	7,163	17,159	5,984	3,958	**63,810**	13,649	7,757	734	22,140	-	-	-	-	**22,140**	93	-	-	**60**
6,765	-	-	-	-	-	**6,765**	7,590	-	-	7,590	-	-	-	-	**7,590**	112			**112**
-	-	-	-	-	-	**-**	-	-	-	-	-	-	-	-	**-**				
30,650	**5,661**	**7,163**	**17,159**	**5,984**	**3,958**	**70,575**	**21,239**	**7,757**	**734**	**29,730**	**-**	**-**	**-**	**-**	**29,730**	**97**	**-**	**-**	**68**
2,048	-	-	-	-	-	**2,048**	2,225	477	-	2,702	-	-	-	-	**2,702**	132			**132**
2,048	**-**	**-**	**-**	**-**	**-**	**2,048**	**2,225**	**477**	**-**	**2,702**	**-**	**-**	**-**	**-**	**2,702**	**132**			**132**
623	-	-	-	-	-	**623**	625	-	-	625	-	-	-	-	**625**	100			**100**
58	-	-	-	-	-	**58**	1,145	-	-976	169	-	-	-	-	**169**	291			**291**
681	**-**	**-**	**-**	**-**	**-**	**681**	**1,770**	**-**	**-976**	**794**	**-**	**-**	**-**	**-**	**794**

Net-to-Gross Adjustment - Energy	Net-to-Gross Adjustment - Peak Demand	Realization Rate - Energy	Realization Rate - Peak Demand

Net-to-Gross Adjustment - Energy

Verified (%)									Comparison (%)			
2015 Verified Results	2016 Verified Results Adjustments	2017 Verified Results Adjustments	Total Verified Results	2016 Verified Results	2017 Verified Results Adjustments	Total Verified Results	2017 Verified Results	Total	Total Verified Results	Total Verified Results	2017 Verified Results	Total
162	162		162	140	142	140	129		7	12	2	
							133				59	
56	56		56	70	70	70	78		-3	2	19	
	83	50	54	81	78	80	81		-5	19	29	
100	100		100	100	100	100	100		-	0	0	
98	90	98	91	69	69	69	94		0	-18	7	
76	78	85	79	82	83	82	88		3	3	12	
				93	93	93	94			-1	6	
	53	56	54	64	71	67	57		-14	13	-5	
					100	100	55			0	-43	
							100				7	
		100	100	87	91	91	95		25	9	11	
				86	86	86	72			3	-12	
	75	80	77	71	80	73	82		2	0		
				81	97	89				4		
				87		87	101				10	
					100	100	100					
							100				-	
							171				88	
							100				18	
				100	100	100	101			10	11	
					93	93	82			-7	-18	
				100	100	100						
					100	100						
							175				75	
		100	100						-			
				100		100				-		
							100				-	
							90				-5	
				100		100				-		
	100		100									
				93		93						
				104		104				4		
					100	100				23		
				122		122				51		
				71		71						
					90	90	90				-10	
				100		100				5		
							100					
				97		97				-0		
							75				-25	
							89				-11	
							100				-	
64			64						-			
				9		9				-6		
100			100						-			
				86	86	86	65					
99			99						1			
100			100						-			
47			47						-2			
164	164		164						11			
164	165		164						-2			
51	49		50						-1			
49	50	49	50						-3			
89	88		89						-3			
77	72	87	77						-2			
89		88	89						-0			
54	55		55						-1			
95	95		95						-0			
80	79	93	80						-7			
75	86		75						-1			
100			100									
100	100		100						-			
100			100						-			
75		75	76						-5			

Net-to-Gross Adjustment - Peak Demand

Forecasted (%)							Verified (%)									Comparison (%)			
2015	2016	2017	2018	2019	2020	Total	2015 Verified Results	2016 Verified Results Adjustments	2017 Verified Results Adjustments	Total Verified Results	2016 Verified Results	2017 Verified Results Adjustments	Total Verified Results	2017 Verified Results	Total	Total Verified Results	Total Verified Results	2017 Verified Results	Total
156	131	130	143	145	144		162	162		162	140	142	140	129		7	9	-1	
		69	70	76	78									135				66	
59	64	53	57	57	57		56	56		56	72	72	72	81		-3	8	28	
57	61	54	53	53	53			83	48	61	79	73	78	80		3	16	26	
100	100	100	100	100	100		100	100		100	100	100	100	100		-	-	0	
90	87	88	88	88	88		100	90	97	91	68	69	69	94		1	-19	6	
76	80	77	76	76	77		75	77	77	77	84	84	84	95		1	4	18	
90	91	81	81	83	86						92	92	92	94			1	12	
67	58	59	55	57	58			54	56	55	64	64	64	57		-12	6	-2	
	99	96	97	97	97							100	100	55			1	-41	
	87	93	95	96	96									119				26	
75	81	85	86	88	79						86	86	86	94			5	9	
85	85	85	85	85	85						86	86	86	72			1	-14	
100	100	94	100	100	100														
75	73							75	83	77	69	83	74	83		3	2		
	90										80	98	89				-2		
	76	75	75	75	75						87		87	119					
			100	100	100							100	100	100					
	100	100	100	100	100									100				-	
		70	70	70	70														
		77	79	85	84									171				93	
		90	90	90	90														
		82	82	82	82									100				18	
	89	90	90	90	90						100	100	100	121			11	31	
		80	80	80	80														
	100	100	99	99	99							94	94	93			-6	-7	
		51	100	100	100						100	100	100						
												100	100						
		100	100	100	100														
100									100	100						-			
		90																	
	100										100		100				-		
			100																
			80	81	81									100					
	95	95	95	95	95									92				-2	
	90																		
	100										100		100				-		
	100							100		100									
											94		94						
											105		105						
	93											100	100				7		
	71		71	71	71						226		226				155		
											73		73						
												92	92	91					
	95										1,531		1,531				1,436		
														100					
	97										97		97				0		
		100	100	100	100														
		100												90				-10	
	82	76	94	100	100														
			61	61	75														
		100																	
	-										12		12				12		
100							100				100					-			
												100	100	100	66				
100	100	100																	
99							99				99					0			
100							100				100					-			
46	47	47	47				46				46					-1			
162	102	102	100	100	100		164	164			164					2			
167							164	164			164					-3			
50	52	51	51	51	51		51	49			51					1			
55							49	50	50		49					-6			
92							89	88			89					-3			
77	76	80	80	80	81		76	71	90		76					-1			
87	94	94	94	94	94		87		87		87					-0			
58							54	55			55					-4			
92		-	-	-	-		92	92			92					-0			
88	100	100	100	100	100		80	74	93		78					-10			
82							81				81					-1			
100							100	100			100					-			
100							100				100					-			
87							75		75		79					-8			

Realization Rate - Energy

Verified (%)								
2015 Verified Results	2016 Verified Results Adjustments	2017 Verified Results Adjustments	Total Verified Results	2016 Verified Results	2017 Verified Results Adjustments	Total Verified Results	2017 Verified Results	Total
100	100		100	167	176	168	275	
							88	
100	119		102	112	112	112	107	
	14	100	56	20	18	19	23	
94	107		97	72	86	75	54	
100		100	749		100	203	100	
96	98	99	98	93	95	94	102	
				68	2,610	90	87	
	94	84	90	115	115	115	110	
					100	100	100	
							69	
		100	100	110	100	100	107	
				98	98	98	94	
	94	102	97	102	103	102	103	
				101	99	100		
				61		61	65	
					93	93	79	
							48	
							35	
							100	
				109	109	109	114	
				31	31	31		
					87	87		
							37	
		48	48					
				54		54		
							87	
							92	
				104		104		
	109		109					
				52		52		
				54		54		
					19	19		
				24		24		
				103		103		
					66	66	66	
				83		83		
							55	
				130		130		
							100	
							70	
23			23					
				247		247		
100			100					
				73	72	72	118	
100			100					
107			107					
100			100					
100	103		101					
100	96		100					
100	119		100					
76	97	100	84					
100			166					
99	97	88	99					
71			46					
98	98		98					
100	100		100					
100	100	105	100					
101	97		101					
100			100					
87	97		88					
75			75					
87		98	76					

Realization Rate - Peak Demand

Verified (%)								
2015 Verified Results	2016 Verified Results Adjustments	2017 Verified Results Adjustments	Total Verified Results	2016 Verified Results	2017 Verified Results Adjustments	Total Verified Results	2017 Verified Results	Total
100	99		100	164	178	165	282	
							88	
100	204		106	108	108	108	72	
	78	122	102	89	73	85	168	
97	100		98	18	12	17	15	
100		100	749		100	203	100	
81	85	73	83	89	86	88	108	
				48	1,597	64	67	
	86	98	90	112	115	113	106	
					77	77	99	
							63	
				97	102	102	-205	
				93	94	93	111	
	99	107	102	92	108	97	109	
				103	104	103		
				61		61	61	
					20	20	13	
							9	
							6	
							83	
				85	88	86	104	
				11	21	16		
					225	225		
				14		14		
							91	
							118	
	85		85					
				9		9		
				129		129		
					52	52		
				49		49		
				148		148		
					48	48	47	
				5		5		
							23	
				130		130		

Realization Rate - Peak Demand	Gross Incremental First Year Energy Savings – Forecasted (kWh) 2015	2016	2017	2018	2019	2020	Total	Verified (kWh) 2015 Verified 2015 Results	2016 Verified 2015 Results Adjustments	2017 Verified 2015 Results Adjustments	Total Verified 2015 Results	2016 Verified 2016 Results	2017 Verified 2016 Results Adjustments	Total Verified 2016 Results	2017 Verified 2017 Results	Total	Progress (%) Total Verified 2015 Results	Total Verified 2016 Results	2017 Verified 2017 Results	Total	Gross Incremental First Year Energy Savings
	25,201,786	138,894,384	74,748,562	24,165,832	22,212,143	18,392,021	303,614,728	19,373,413	2,792,208	-	22,165,621	305,313,062	35,078,081	340,391,143	403,437,234	765,993,998	88	245	540	321	
	-	-	21,683,168	37,619,841	6,701,542	4,814,430	70,818,981	-	-	-	-	-	-	-	332,141,491	332,141,491			1,532	1,532	
	21,227,776	50,773,375	59,492,171	39,893,908	32,509,308	30,911,289	234,807,827	18,146,542	2,453,325	-	20,599,867	108,212,762	1,058,354	109,271,116	87,439,371	217,310,354	97	215	147	165	
	1,193,780	5,719,030	15,959,280	16,180,846	16,614,437	16,082,461	71,749,834	-	84,676	574,544	659,220	2,001,097	510,909	2,512,006	2,153,447	5,324,673	55	44	13	23	
	2,354,851	6,839,822	8,731,670	7,162,451	7,002,786	6,748,178	38,839,758	1,145,792	284,282	-	1,430,074	7,590,437	1,646,201	9,236,638	8,240,971	18,907,683	61	135	94	105	
	49,978,193	202,226,611	180,614,851	125,022,878	85,040,216	76,948,379	719,831,128	38,665,747	5,614,491	574,544	44,854,782	423,117,358	38,293,545	461,410,907	833,412,514	1,339,678,199	96	222	461	310	
	4,608,406	15,879,624	24,785,464	24,655,416	24,572,448	22,222,212	116,723,570	165,936	2,224,941	177,102	2,567,979	4,079,589	3,964,671	8,044,260	24,223,674	34,835,913	56	51	98	77	
	143,112,220	853,458,113	614,396,367	446,097,163	415,439,591	406,254,547	2,878,758,001	25,397,914	113,037,820	34,400,965	172,836,699	654,772,218	215,638,281	870,410,499	720,261,137	1,763,508,335	121	102	117	109	
	3,702,168	11,413,524	57,536,587	57,101,960	42,390,045	37,358,613	209,502,897	-	-	-	-	14,862,461	4,784,990	19,647,451	54,572,858	74,220,309	-	172	95	102	
	4,898,894	63,811,058	44,355,660	22,978,472	25,985,978	25,353,260	187,383,322	-	898,778	644,789	1,543,567	29,246,403	17,005,603	46,252,006	82,778,399	130,573,972	32	72	187	115	
	-	1,605,383	4,157,699	3,116,375	3,286,711	3,202,223	15,368,391	-	-	-	-	-	730,126	730,126	1,607,081	2,337,207		45	39	41	
	-	1,346,086	16,714,994	18,198,809	15,267,872	12,447,185	63,974,946	-	-	-	-	-	-	-	5,193,707	5,193,707		-	31	29	
	36,908,171	76,324,888	165,618,528	196,857,063	264,421,148	180,968,374	921,098,172	-	-	17,265,066	17,265,066	895,441	56,788,672	57,684,113	16,014,669	90,963,848	47	76	10	33	
	7,284,408	26,422,813	26,066,750	27,958,803	28,433,903	28,856,769	145,023,446	-	-	-	-	19,026,230	12,026,586	31,052,816	29,476,261	60,529,077	-	118	113	101	
	1,481,500	1,809,500	7,460,091	2,629,667	2,218,478	2,531,896	18,131,132	-	-	-	-	-	-	-	-	-	-	-	-	-	
	6,028,907	129,194,797	-	-	-	-	135,223,704	-	2,300,789	1,577,242	3,878,031	58,187,371	22,695,491	80,882,862	23,791,318	108,552,211	64	63		80	
	-	29,699,422	-	-	-	-	29,699,422	-	-	-	-	13,469,502	13,565,465	27,034,967	-	27,034,967		91		91	
	208,024,674	1,210,965,208	961,092,140	799,593,728	822,016,174	719,195,079	4,720,887,003	25,563,850	118,462,328	54,065,164	198,091,342	794,539,215	347,199,885	1,141,739,100	957,919,104	2,297,749,546	95	94	100	97	
	-	242,553	1,165,000	1,165,000	1,165,000	1,165,000	4,902,553	-	-	-	-	-	-	-	-	-	-	-	-	-	
	-	-	516,000	2,597,260	1,869,940	1,671,280	6,654,480	-	-	-	-	1,344,706	-	1,344,706	5,516,771	6,861,477			1,069	1,330	
	-	-	-	-	-	-	-	-	-	-	-	-	432,145	432,145	248,138	680,283					
	-	-	-	-	-	-	-	-	-	-	-	-	-	-	-	-					
	-	1,533,750	2,787,335	1,600,365	1,892,800	1,667,850	9,482,100	-	-	-	-	-	-	-	3,328,257	3,328,257		-	119	77	
	-	-	6,572,491	8,792,677	10,972,025	10,972,025	37,309,218	-	-	-	-	-	-	-	-	-			-	-	
	-	-	3,852,758	3,285,278	1,052,188	651,900	8,842,124	-	-	-	-	-	-	-	957,269	957,269			25	25	
	-	-	5,759,800	23,979,070	33,978,856	45,340,049	109,057,775	-	-	-	-	-	-	-	-	-			-	-	
	-	-	9,600,831	9,938,970	9,866,952	9,597,188	39,003,941	-	-	-	-	-	-	-	5,957,126	5,957,126			62	62	
	-	563,885	9,473,266	5,920,791	4,736,633	2,368,316	23,062,891	-	-	-	-	834,022	154,237	988,259	15,790,060	16,778,319		175	167	167	
	-	-	2,617,653	9,161,784	9,161,784	5,235,305	26,176,526	-	-	-	-	-	-	-	-	-			-	-	
	-	51,435,879	104,273,242	111,992,158	127,609,284	132,248,163	527,558,726	-	-	-	-	-	56,263,584	56,263,584	136,755,626	193,019,210		109	131	124	
	-	53,776,067	146,618,376	178,433,353	202,305,462	210,917,076	792,050,334	-	-	-	-	2,178,728	56,849,966	59,028,694	168,553,247	227,581,941		110	115	114	
	-	-	1,746,425	910,594	910,594	728,475	4,296,088	-	-	-	-	205,088	203,083	408,171	-	408,171			-	23	
	-	-	-	-	-	-	-	-	-	-	-	-	117,155	117,155	-	117,155					
	-	-	1,614,988	1,635,045	1,460,702	1,460,702	6,171,437	-	-	-	-	-	-	-	458,171	458,171			28	28	
	-	-	-	-	-	-	-	-	-	-	-	-	-	-	-	-					
	187,000	-	-	-	-	1,092,825	1,279,825	-	-	90,118	90,118	-	-	-	-	90,118	48			48	
	-	-	3,943,734	-	-	-	3,943,734	-	-	-	-	-	-	-	-	-			-	-	
	-	1,308,000	-	-	-	-	1,308,000	-	-	-	-	1,145,480	-	1,145,480	-	1,145,480		88		88	
	-	-	1,781,855	-	-	-	1,781,855	-	-	-	-	-	-	-	-	-					
	-	903,431	1,256,600	472,520	945,039	945,039	4,522,629	-	-	-	-	66	-	-	374,487	374,487		-	30	17	
	-	1,093,750	1,093,750	1,531,250	1,531,250	1,531,250	6,781,250	-	-	-	-	-	-	-	65,795	65,795		-	6	3	
	-	-	1,560,000	-	-	-	1,560,000	-	-	-	-	-	-	-	-	-			-	-	
	-	2,500,000	-	-	-	-	2,500,000	-	-	-	-	2,864,454	-	2,864,454	-	2,864,454		115		115	
	-	616,360	-	-	-	-	616,360	-	667,979	-	667,979	-	-	-	-	667,979		-		108	
	-	-	-	-	-	-	-	-	-	-	-	443,530	-	443,530	-	443,530					
	-	592,703	-	-	-	-	592,703	-	-	-	-	334,435	-	334,435	-	334,435		56		56	
	-	4,403,700	-	-	-	-	4,403,700	-	-	-	-	-	157,963	157,963	-	157,963		4		4	
	-	3,588,200	-	3,588,200	2,330,000	1,398,000	10,904,400	-	-	-	-	1,539,807	-	1,539,807	-	1,539,807		43		43	
	-	-	-	-	-	-	-	-	-	-	-	524,034	-	524,034	-	524,034					
	-	-	199,500	-	-	-	199,500	-	-	-	-	-	66,686	66,686	895,776	962,462			449	482	
	-	209,850	-	-	-	-	209,850	-	-	-	-	178,202	-	178,202	-	178,202		85		85	
	-	-	-	-	-	-	-	-	-	-	-	-	-	-	373,136	373,136					
	-	3,363,113	-	-	-	-	3,363,113	-	-	-	-	7,034,431	-	7,034,431	-	7,034,431		209		209	
	187,000	18,579,107	11,414,997	9,919,464	7,177,585	7,156,291	54,434,444	-	667,979	90,118	758,097	14,269,461	544,887	14,814,348	2,167,365	17,739,810	405	80	19	59	
	-	-	2,000	2,000	2,000	2,000	8,000	-	-	-	-	-	-	-	-	-			-	-	
	-	-	3,000	1,241,600	4,000	4,000	1,252,600	-	-	-	-	-	-	-	10,561,702	10,561,702			352,057	352,057	
	-	-	1,425,852	2,000	2,000	2,000	1,431,852	-	-	-	-	-	-	-	7,376,304	7,376,304			517	517	
	-	-	1,430,852	1,245,600	8,000	8,000	2,692,452	-	-	-	-	-	-	-	17,938,006	17,938,006			1,254	1,254	
	8,746,466	-	-	-	-	-	8,746,466	-	-	-	-	-	-	-	-	-	-			-	
	-	-	-	-	-	-	-	-	-	-	-	-	-	-	-	-					
	-	-	-	-	-	-	-	-	-	-	-	-	-	-	-	-					
	8,746,466	-	-	-	-	-	8,746,466	-	-	-	-	-	-	-	-	-	-			-	
	-	1,163,888	7,987,059	43,632,662	39,733,381	37,906,628	130,423,618	-	-	-	-	-	-	-	-	-		-	-	-	
	-	-	736,000	34,571,572	34,869,743	209,269,719	279,447,034	-	-	-	-	-	-	-	-	-		-	-	-	
	-	1,163,888	8,723,059	78,204,234	74,603,124	247,176,347	409,870,652	-	-	-	-	-	-	-	-	-	-	-	-	-	
	266,936,333	1,486,710,881	1,309,894,275	1,192,419,257	1,191,150,561	1,261,401,172	6,708,512,479	64,229,597	124,744,798	54,729,826	243,704,221	1,234,104,762	442,888,283	1,676,993,045	1,979,990,236	3,900,687,502	91	113	151	127	
	-	-	3,000,000	-	-	-	3,000,000	-	-	-	-	-	-	-	1,274,792	1,274,792			42	42	
	516,430	-	-	-	-	-	516,430	516,430	-	-	516,430	-	-	-	-	516,430	100			100	
	-	30,513	-	-	-	-	30,513	-	-	-	-	640,394	-	640,394	-	640,394		2,099		2,099	
	1,085,006	-	-	-	-	-	1,085,006	8,311,388	-	-	8,311,388	-	-	-	-	8,311,388	766			766	
	-	-	-	-	-	-	-	-	-	-	-	219,122	24,167	243,289	558,590	801,879					
	6,392,465	94,400	94,400	-	-	-	6,581,265	-	-	-	-	-	-	-	-	-	-	-	-	-	
	3,028,100	-	-	-	-	-	3,028,100	17,572,400	-	-	17,572,400	-	-	-	-	17,572,400	580			580	
	11,772,873	-	-	-	-	-	11,772,873	11,772,874	-	-	11,772,874	-	-	-	-	11,772,874	100			100	
	22,794,874	124,913	3,094,400	-	-	-	26,014,187	38,173,092	-	-	38,173,092	859,516	24,167	883,683	1,833,382	40,890,157	167	707	59	157	
	11,648,142	1,563,411	1,563,411	1,563,411	-	-	16,338,375	13,310,542	-	-	13,310,542	-	-	-	-	13,310,542	114	-	-	90	
	65,628,413	46,218,096	48,723,194	37,984,483	36,390,899	32,549,364	267,494,449	30,609,961	5,895,537	-	36,505,498	-	-	-	-	36,505,498	56	-	-	23	
	6,491,080	-	-	-	-	-	6,491,080	45,290,557	384,989	-	45,675,546	-	-	-	-	45,675,546	704			704	
	81,057,113	32,790,531	32,058,474	31,000,880	32,109,431	33,000,272	242,016,701	90,971,430	2,509,768	-	93,481,198	-	-	-	-	93,481,198	115	-	-	64	
	17,911,425	-	-	-	-	-	17,911,425	12,752,074	9,199,274	92,535	22,043,883	-	-	-	-	22,043,883	123			123	
	182,736,173	80,572,038	82,345,079	70,548,774	68,500,330	65,549,636	550,252,030	192,934,564	17,989,568	92,535	211,016,667	-	-	-	-	211,016,667	115	-	-	61	
	33,348,786	-	-	-	-	-	33,348,786	29,536,555	19,603,614	-	49,140,169	-	-	-	-	49,140,169	147			147	
	751,208,266	4,898,150	7,688,655	4,231,276	2,306,239	1,959,732	772,292,318	851,918,970	64,928,682	21,762,853	938,610,505	-	-	-	-	938,610,505	125	-	-	123	
	53,387,075	1,501,047	1,092,069	1,130,387	1,053,751	1,185,692	59,350,021	56,889,848	-	-19,413,641	37,476,207	-	-	-	-	37,476,207	70	-	-	67	
	44,593,275	-	-	-	-	-	44,593,275	40,729,120	49,445,048	-	90,174,168	-	-	-	-	90,174,168	202			202	
	938,550	-	1,054	1,054	1,054	1,054	942,766	999,323	333,241	-	1,332,564	-	-	-	-	1,332,564	142			142	
	883,475,952	6,399,197	8,781,778	5,362,717	3,361,044	3,146,478	910,527,166	980,073,816	134,310,585	2,349,212	1,116,733,613	-	-	-	-	1,116,733,613	126	-	-	124	
	241,571,121	42,393,120	46,382,500	144,488,660	44,278,840	28,142,340	547,256,581	152,701,395	180,247,159	9,690,912	342,639,466	-	-	-	-	342,639,466	142	-	-	104	
	38,201,654	-	-	-	-	-	38,201,654	47,779,097	145,717	-	47,924,814	-	-	-	-	47,924,814	125			125	
	-	-	3,423,500	3,423,500	3,423,500	3,423,500	13,694,000	1,369,000	-	-	1,369,000	-	-	-	-	1,369,000			-	40	
	279,772,775	42,393,120	49,806,000	147,912,160	47,702,340	31,565,840	599,152,235	201,849,492	180,392,876	9,690,912	391,933,280	-	-	-	-	391,933,280	140	-	-	105	
	13,027,912	-	-	-	-	-	13,027,912	14,906,764	1,722,061	-	16,628,825	-	-	-	-	16,628,825	128			128	
	13,027,912	-	-	-	-	-	13,027,912	14,906,764	1,722,061	-	16,628,825	-	-	-	-	16,628,825	128			128	
	3,589,633	-	-	-	-	-	3,589,633	3,627,223	-	-	3,627,223	-	-	-	-	3,627,223	101			101	
	1,248,569	-	-	-	-	-	1,248,569	21,581,829	-	-11,660,800	9,921,029	-	-	-	-	9,921,029	795			795	
	4,838,202	-	-	-	-	-	4,838,202	25,209,052	-	-11,660,800	13,548,252	-	-	-	-	13,548,252	280			280	
	1,363,851,014	129,364,355	140,932,857	223,823,651	119,563,714	100,261,954	2,077,797,545	1,414,973,688	334,415,090	471,859	1,749,860,637	-	-	-	-	1,749,860,637	128	-	-	107	
	1,653,582,221	1,616,200,149	1,453,921,532	1,416,242,908	1,310,714,275	1,361,663,126	8,812,324,211	1,517,376,377	459,159,888	55,201,685	2,031,737,950	1,234,964,278	442,912,450	1,677,876,728	1,981,823,618	5,691,438,296	123	104	136	120	

Gross Incremental First Year Peak Demand Savings – Forecasted (kW) 2015	2016	2017	2018	2019	2020	Total	Verified (kW) 2015 Verified 2015 Results	2016 Verified 2015 Results Adjustments	2017 Verified 2015 Results Adjustments	Total Verified 2015 Results	2016 Verified 2016 Results	2017 Verified 2016 Results Adjustments	Total Verified 2016 Results	2017 Verified 2017 Results	Total	Progress (%) Total Verified 2015 Results	Total Verified 2016 Results	2017 Verified 2017 Results	Total	Gross Incremental First Year Peak Demand Savings	Savings Group
1,643	8,395	5,344	1,629	1,517	1,273	19,801	1,247	183	-	1,430	19,852	2,234	22,086	27,948	51,464	87	263	523	335		
-	-	1,205	2,230	477	420	4,332	-	-	-	-	-	-	-	22,501	22,501			1,867	1,867		
11,237	16,371	15,688	11,011	10,360	10,203	74,870	9,482	1,260	-	10,742	31,230	307	31,537	23,647	65,926	96	193	151	152		
237	1,282	2,660	2,731	2,844	2,720	12,474	-	18	33	51	451	116	567	607	1,225	22	44	23	29		
1,261	4,275	4,751	3,747	3,685	3,637	21,356	213	39	-	252	827	132	959	1,197	2,408	20	22	25	23		
14,378	30,323	29,648	21,348	18,883	18,253	132,833	10,942	1,500	33	12,475	52,360	2,785	55,149	75,900	143,524	87	182	256	193		
932	2,254	4,096	4,058	4,040	3,673	19,053	35	474	38	547	533	518	1,051	1,076	2,574	59	47	26	37		
22,100	114,927	91,392	67,683	65,564	65,453	427,119	3,752	16,562	1,376	21,690	85,826	31,406	117,232	108,779	247,701	98	102	119	108		
799	1,791	10,432	10,237	8,353	7,191	38,803	-	-	-	-	-	2,853	974	3,827	11,469	15,296	-	214	110	117	
1,402	11,821	9,152	5,738	6,224	6,197	40,534	-	178	106	284	8,870	3,437	12,307	13,944	26,535	20	104	152	119		
-	650	1,156	842	925	885	4,458	-	-	-	-	-	83	83	146	229		13	13	13		
-	182	2,105	2,197	1,827	1,481	7,792	-	-	-	-	-	-	-	616	616		-	29	27		
4,007	6,342	24,107	24,913	35,514	21,599	116,482	-	-	-	-	71	5,469	5,540	2,814	8,354	-	87	12	24		
1,250	3,390	3,236	3,652	3,765	3,859	19,152	-	-	-	-	1,756	2,071	3,827	3,979	7,806	-	113	123	99		
149	136	648	80	106	71	1,190	-	-	-	-	-	-	-	-	-	-	-	-	-		
870	15,147	-	-	-	-	16,017	-	457	252	709	6,140	3,470	9,610	3,732	14,051	81	63		88		
-	3,807	-	-	-	-	3,807	-	-	-	-	2,002	1,933	3,935	-	3,935		103		103		
31,509	160,447	146,324	119,400	126,318	110,409	694,407	3,787	17,671	1,772	23,230	108,051	49,361	157,412	146,555	327,197	74	98	100	97		
-	58	280	280	280	280	1,178	-	-	-	-	-	-	-	-	-		-	-	-		
-	-	-	24	12	6	42	-	-	-	-	183	-	183	611	794						
-	-	-	-	-	-	-	-	-	-	-	-	10	10	2	12						
-	-	-	-	-	-	-	-	-	-	-	-	-	-	-	-						
-	296	537	308	365	321	1,827	-	-	-	-	-	-	-	277	277		-	52	33		
-	-	2,191	2,931	3,657	3,657	12,436	-	-	-	-	-	-	-	-	-			-	-		
-	-	754	628	345	233	1,960	-	-	-	-	-	-	-	150	150			20	20		
-	-	695	2,892	4,099	5,469	13,155	-	-	-	-	-	-	-	-	-			-	-		
-	-	4,997	4,997	4,997	4,911	19,902	-	-	-	-	-	-	-	1,140	1,140			23	23		
-	65	1,089	681	544	272	2,651	-	-	-	-	75	14	89	1,675	1,764		137	154	153		
-	-	780	2,730	2,730	1,560	7,800	-	-	-	-	-	-	-	-	-			-	-		
-	9,857	15,819	20,866	23,173	23,451	93,166	-	-	-	-	-	5,199	5,199	25,776	30,975		53	163	121		
-	10,276	27,142	36,337	40,202	40,160	154,117	-	-	-	-	258	5,223	5,481	29,631	35,112		53	109	94		
-	-	284	17	17	14	332	-	-	-	-	4	8	12	-	12			-	4		
-	-	-	-	-	-	-	-	-	-	-	-	18	18	-	18						
-	-	3	3	4	4	14	-	-	-	-	-	-	-	-	-			-	-		
-	-	-	-	-	-	-	-	-	-	-	-	-	-	-	-						
15	-	-	-	-	-	15	-	-	12	12	-	-	-	-	12	80			80		
-	-	470	-	-	-	470	-	-	-	-	-	-	-	-	-			-	-		
-	160	-	-	-	-	160	-	-	-	-	36	-	36	-	36		23		23		
-	-	-	208	-	-	208	-	-	-	-	-	-	-	-	-						
-	-	-	66	132	132	330	-	-	-	-	-	-	-	59	59						
-	132	132	185	185	185	819	-	-	-	-	-	-	-	13	13		-	10	5		
-	-	143	-	-	-	143	-	-	-	-	-	-	-	-	-			-	-		
-	411	-	-	-	-	411	-	-	-	-	2	-	2	-	2		0		0		
-	70	-	-	-	-	70	-	68	-	68	-	-	-	-	68		-		97		
-	-	-	-	-	-	-	-	-	-	-	31	-	31	-	31						
-	-	-	-	-	-	-	-	-	-	-	22	-	22	-	22						
-	251	-	-	-	-	251	-	-	-	-	-	32	32	-	32		13		13		
-	282	-	282	183	110	857	-	-	-	-	366	-	366	-	366		130		130		
-	-	-	-	-	-	-	-	-	-	-	37	-	37	-	37						
-	-	-	-	-	-	-	-	-	-	-	-	12	12	160	172						
-	125	-	-	-	-	125	-	-	-	-	13	-	13	-	13		10		10		
-	-	-	-	-	-	-	-	-	-	-	-	-	-	78	78						
-	211	-	-	-	-	211	-	-	-	-	442	-	442	-	442		209		209		
15	1,642	1,032	761	521	445	4,416	-	68	12	80	953	70	1,023	310	1,413	533	62	30	53		
-	-	-	-	-	-	-	-	-	-	-	-	-	-	-	-						
-	-	1	207	1	1	210	-	-	-	-	-	-	-	-	-			-	-		
-	-	157	-	-	-	157	-	-	-	-	-	-	-	1,035	1,035			659	659		
-	-	158	207	1	1	367	-	-	-	-	-	-	-	1,035	1,035			655	655		
-	-	-	-	-	-	-	-	-	-	-	-	-	-	-	-						
-	-	-	-	-	-	-	-	-	-	-	-	-	-	-	-						
-	-	-	-	-	-	-	-	-	-	-	-	-	-	-	-						
-	-	-	-	-	-	-	-	-	-	-	-	-	-	-	-						
-	212	3,555	15,772	12,306	12,654	44,499	-	-	-	-	-	-	-	-	-		-	-	-		
-	-	-	20,204	20,211	77,078	117,493	-	-	-	-	-	-	-	-	-						
-	212	3,555	35,976	32,517	89,732	161,992	-	-	-	-	-	-	-	-	-		-	-	-		
45,902	202,900	207,859	214,029	218,442	259,000	1,148,132	14,729	19,239	1,817	35,785	161,622	57,443	219,065	253,431	508,281	78	108	122	111		
-	-	570	-	-	-	570	-	-	-	-	-	-	-	-	-			-	-		
-	-	-	-	-	-	-	-	-	-	-	-	-	-	-	-						
-	3	-	-	-	-	3	-	-	-	-	73	-	73	-	73		2,433		2,433		
145	-	-	-	-	-	145	724	-	-	-	-	-	-	-	724	499			499		
-	-	-	-	-	-	-	-	-	-	-	18	3	21	85	106						
506	42	42	-	-	-	590	-	-	-	-	-	-	-	-	-	-	-	-	-		
510	-	-	-	-	-	510	1,661	-	-	1,661	-	-	-	-	1,661	326			326		
1,055	-	-	-	-	-	1,055	1,055	-	-	1,055	-	-	-	-	1,055	100			100		
2,216	45	612	-	-	-	2,873	3,440	-	-	3,440	91	3	94	85	3,619	155	209	14	126		
3,275	1,532	1,532	1,532	-	-	7,871	2,256	-	-	2,256	-	-	-	-	2,256	69	-	-	36		
4,129	3,302	5,343	4,518	3,977	3,168	24,437	2,000	383	-	2,383	-	-	-	-	2,383	58	-	-	15		
466	-	-	-	-	-	466	3,101	25	-	3,126	-	-	-	-	3,126	671			671		
44,879	21,883	17,337	17,490	18,253	18,979	138,821	47,546	1,295	-	48,841	-	-	-	-	48,841	109	-	-	58		
2,507	-	-	-	-	-	2,507	2,263	508	4	2,775	-	-	-	-	2,775	111			111		
55,256	26,717	24,212	23,540	22,230	22,147	174,102	57,166	2,211	4	59,381	-	-	-	-	59,381	107	-	-	56		
6,713	-	-	-	-	-	6,713	6,296	4,176	-	10,472	-	-	-	-	10,472	156			156		
110,663	540	1,297	700	367	307	113,874	122,480	10,059	2,869	135,408	-	-	-	-	135,408	122	-	-	120		
12,983	392	317	328	306	333	14,659	13,676	-	-4,828	8,848	-	-	-	-	8,848	68	-	-	65		
11,948	-	-	-	-	-	11,948	9,656	13,036	-	22,692	-	-	-	-	22,692	190			190		
455	-	1	1	1	1	459	475	115	-	590	-	-	-	-	590	130		-	129		
142,762	932	1,615	1,029	674	641	147,653	152,583	27,386	-1,959	178,010	-	-	-	-	178,010	125	-	-	123		
27,242	5,661	7,163	17,159	5,984	3,958	67,167	17,026	10,540	789	28,355	-	-	-	-	28,355	104	-	-	71		
8,245	-	-	-	-	-	8,245	9,370	-	-	9,370	-	-	-	-	9,370	114			114		
-	-	-	-	-	-	-	-	-	-	-	-	-	-	-	-						
35,487	5,661	7,163	17,159	5,984	3,958	75,412	26,396	10,540	789	37,725	-	-	-	-	37,725	106	-	-	78		
2,048	-	-	-	-	-	2,048	2,225	477	-	2,702	-	-	-	-	2,702	132			132		
2,048	-	-	-	-	-	2,048	2,225	477	-	2,702	-	-	-	-	2,702	132			132		
623	-	-	-	-	-	623	625	-	-	625	-	-	-	-	625	100			100		
67	-	-	-	-	-	67	1,517	-	-1,302	215	-	-	-	-	215	321			321		
690	-	-	-	-	-	690	2,142	-	-1,302	840	-	-	-	-

Participant Incentive Spending

Forecasted ($) 2015	2016	2017	2018	2019	2020	Total	Verified ($) 2015 Verified 2015 Results	2016 Verified 2015 Results Adjustments	2017 Verified 2015 Results Adjustments	Total Verified 2015 Results	2016 Verified 2016 Results	2017 Verified 2016 Results Adjustments	Total Verified 2016 Results	2017 Verified 2017 Results	Total	Progress (%) Total Verified 2015 Results	Total Verified 2016 Results	Total Verified 2017 Results	Total
3,592,959	16,695,644	18,087,454	4,655,809	4,314,425	3,408,324	**50,754,615**	3,845,994	-	-	3,845,994	27,891,182	-	27,891,182	67,929,128	**99,666,304**	107	167	376	**260**
-	-	2,219,364	3,734,670	1,091,461	892,363	**7,937,858**	-	-	-	-	-	-	-	15,235,796	**15,235,796**			686	**686**
3,301,165	18,952,591	16,320,239	12,341,624	10,538,463	10,052,110	**71,506,192**	6,213,250	-35,350	-	6,177,900	32,281,350	-	32,281,350	38,242,200	**76,701,450**	187	170	234	**199**
50,167	1,741,173	2,486,154	2,532,606	2,635,863	2,556,567	**12,002,530**	-	-	-	-	631,532	-	631,532	2,492,817	**3,124,349**	-	36	100	**73**
530,956	5,217,056	5,897,066	5,289,181	5,227,328	4,967,479	**27,129,066**	753,158	-	-	753,158	4,839,355	-	4,839,355	6,380,412	**11,972,925**	142	93	108	**103**
7,475,247	**42,606,464**	**45,010,277**	**28,553,890**	**23,807,540**	**21,876,843**	**169,330,261**	**10,812,402**	**-35,350**	**-**	**10,777,052**	**65,643,419**	**-**	**65,643,419**	**130,280,353**	**206,700,824**	**144**	**154**	**289**	**217**
42,693	1,326,241	1,775,780	1,792,649	1,787,649	1,473,399	**8,198,411**	6,420	-	-	6,420	543,115	-	543,115	2,213,346	**2,762,881**	15	41	125	**88**
6,129,194	84,953,759	74,223,424	55,544,898	49,350,340	48,501,543	**318,703,158**	2,662,418	-	-	2,662,418	56,156,230	-	56,156,230	81,242,263	**140,060,911**	43	66	109	**85**
-	2,578,089	12,555,404	11,764,795	8,554,112	7,677,319	**43,129,719**	-	-	-	-	2,034,251	-	2,034,251	7,360,941	**9,395,192**		79	59	**62**
336,193	11,888,870	5,590,918	3,747,979	4,116,318	4,127,949	**29,808,227**	-	-	-	-	1,424,439	-	1,424,439	6,222,187	**7,646,626**	-	12	111	**43**
-	347,839	850,810	660,810	683,135	674,686	**3,217,280**	-	-	-	-	66,640	-	66,640	145,336	**211,976**		19	17	**18**
-	380,275	3,882,276	4,271,361	3,483,133	2,727,706	**14,744,751**	-	-	-	-	-	-	-	2,806,910	**2,806,910**		-	72	**66**
847,441	9,727,104	29,674,565	36,554,150	49,947,358	26,874,958	**153,625,576**	16,893	-	-	16,893	2,742,147	-	2,742,147	9,929,021	**12,688,061**	2	28	33	**32**
-	3,477,014	5,507,297	6,109,229	6,320,844	6,548,358	**27,962,742**	-	-	-	-	1,405,066	-	1,405,066	4,490,224	**5,895,290**		40	82	**66**
-	107,500	756,852	320,352	244,352	281,852	**1,710,908**	-	-	-	-	31,816	-	31,816	150,000	**181,816**		30	20	**21**
946,699	9,181,235	-	-	-	-	**10,127,934**	-	-	-	-	272,373	-	272,373	10,431,933	**10,704,306**	-	3		**106**
-	5,243,894	-	-	-	-	**5,243,894**	-	-	-	-	-	-	-	-	**-**		-		**-**
8,302,220	**129,211,820**	**134,817,326**	**120,766,223**	**124,487,241**	**98,887,770**	**616,472,600**	**2,685,731**	**-**	**-**	**2,685,731**	**64,676,077**	**-**	**64,676,077**	**124,992,161**	**192,353,969**	**32**	**50**	**93**	**71**
-	52,050	250,000	250,000	250,000	250,000	**1,052,050**	-	-	-	-	-	-	-	344,300	**344,300**		-	138	**114**
-	-	154,800	756,362	541,682	483,842	**1,936,686**	-	-	-	-	136,783	-	136,783		**136,783**			-	**88**
-	-	-	-	-	-	**-**	-	-	-	-	-	-	-	376,753	**376,753**				
-	-	-	-	-	-	**-**	-	-	-	-	-	-	-	-	**-**				
-	1,125,000	2,044,500	1,295,500	1,510,000	1,345,000	**7,320,000**	-	-	-	-	-	-	-	2,559,691	**2,559,691**		-	125	**81**
-	-	1,323,573	1,768,750	2,208,769	2,208,769	**7,509,861**	-	-	-	-	-	-	-	-	**-**			-	**-**
-	-	179,160	215,170	78,368	44,967	**517,665**	-	-	-	-	-	-	-	129,578	**129,578**			72	**72**
-	-	2,487,187	2,683,816	1,606,269	1,417,733	**8,195,005**	-	-	-	-	-	-	-	3,863	**3,863**			0	**0**
-	-	2,216,324	2,458,049	2,406,574	2,286,974	**9,367,921**	-	-	-	-	-	-	-	717,600	**717,600**			32	**32**
-	104,527	1,756,060	1,097,537	878,030	439,015	**4,275,169**	-	-	-	-	-	-	-	1,748,774	**1,748,774**		-	100	**94**
-	-	1,163,357	4,071,749	4,071,749	2,326,714	**11,633,569**	-	-	-	-	-	-	-	-	**-**			-	**-**
-	-	-	-	-	-	**-**	-	-	-	-	-	-	-	120,000	**120,000**				
-	**1,281,577**	**11,574,961**	**14,596,933**	**13,551,441**	**10,803,014**	**51,807,926**	**-**	**-**	**-**	**-**	**136,783**	**-**	**136,783**	**6,000,559**	**6,137,342**		**11**	**52**	**48**
-	-	2,788,622	2,272,687	2,272,687	1,818,150	**9,152,146**	-	-	-	-	-	-	-	-	**-**			-	**-**
-	-	-	-	-	-	**-**	-	-	-	-	-	-	-	-	**-**				
-	-	47,099	47,719	42,589	42,569	**179,976**	-	-	-	-	-	-	-	-	**-**			-	**-**
-	-	-	-	-	-	**-**	-	-	-	-	-	-	-	-	**-**				
-	-	-	-	-	-	**-**	-	-	-	-	-	-	-	-	**-**				
-	-	-	-	-	-	**-**	-	-	-	-	-	-	-	-	**-**				
-	-	-	-	-	-	**-**	-	-	-	-	-	-	-	-	**-**				
-	-	-	64,200	128,400	128,400	**321,000**	-	-	-	-	-	-	-	-	**-**				
-	-	150,000	210,000	210,000	210,000	**780,000**	-	-	-	-	-	-	-	-	**-**			-	**-**
-	-	-	-	-	-	**-**	-	-	-	-	-	-	-	-	**-**				
-	-	-	-	-	-	**-**	-	-	-	-	-	-	-	-	**-**				
-	-	-	-	-	-	**-**	-	-	-	-	-	-	-	-	**-**				
-	-	-	-	-	-	**-**	-	-	-	-	-	-	-	-	**-**				
-	-	-	-	-	-	**-**	-	-	-	-	-	-	-	-	**-**				
-	-	-	236,775	153,750	92,250	**482,775**	-	-	-	-	-	-	-	-	**-**				
-	-	-	-	-	-	**-**	-	-	-	-	-	-	-	-	**-**				
-	-	-	-	-	-	**-**	-	-	-	-	-	-	-	-	**-**				
-	-	-	-	-	-	**-**	-	-	-	-	-	-	-	-	**-**				
-	-	-	-	-	-	**-**	-	-	-	-	-	-	-	-	**-**				
-	823,433	-	-	-	-	**823,433**	-	-	-	-	-	-	-	969,131	**969,131**		-		**118**
-	**823,433**	**2,985,721**	**2,831,381**	**2,807,426**	**2,291,369**	**11,739,330**	**-**	**-**	**-**	**-**	**-**	**-**	**-**	**969,131**	**969,131**		**-**	**32**	**25**
-	-	-	-	-	-	**-**	-	-	-	-	-	-	-	-	**-**				
-	-	1	1	1	1	**4**	-	-	-	-	-	-	-	-	**-**			-	**-**
-	-	-	-	-	-	**-**	-	-	-	-	-	-	-	-	**-**				
-	**-**	**1**	**1**	**1**	**1**	**4**	**-**	**-**	**-**	**-**	**-**	**-**	**-**	**-**	**-**			**-**	**-**
-	-	-	-	-	-	**-**	-	-	-	-	-	-	-	-	**-**				
-	-	-	-	-	-	**-**	-	-	-	-	-	-	-	-	**-**				
-	-	-	-	-	-	**-**	-	-	-	-	-	-	-	-	**-**				
-	**-**	**-**	**-**	**-**	**-**	**-**	**-**	**-**	**-**	**-**	**-**	**-**	**-**	**-**	**-**				
-	248,745	2,686,094	3,143,704	677,179	714,379	**7,470,101**	-	-	-	-	-	-	-	-	**-**		-	-	**-**
-	-	146,467	4,875,914	4,966,846	65,928,393	**75,917,620**	-	-	-	-	-	-	-	-	**-**			-	**-**
-	**248,745**	**2,832,561**	**8,019,618**	**5,644,025**	**66,642,772**	**83,387,721**	**-**	**-**	**-**	**-**	**-**	**-**	**-**	**-**	**-**		**-**	**-**	**-**
15,777,467	**174,172,039**	**197,220,847**	**174,768,046**	**170,297,674**	**200,501,769**	**932,737,842**	**13,498,133**	**-35,350**	**-**	**13,462,783**	**130,456,279**	**-**	**130,456,279**	**262,242,204**	**406,161,266**	**85**	**75**	**133**	**105**
-	-	-	-	-	-	**-**	-	-	-	-	-	-	-	-	**-**			

IESO Value Added Service Provider Cost / Variable Program Cost Administrative Expense Spending

Forecasted ($)							Verified ($)									Progress (%)			
2015	2016	2017	2018	2019	2020	Total	2015 Verified 2015 Results	2016 Verified 2015 Results Adjustments	2017 Verified 2015 Results Adjustments	Total Verified 2015 Results	2016 Verified 2016 Results	2017 Verified 2016 Results Adjustments	Total Verified 2016 Results	2017 Verified 2017 Results	Total	Total Verified 2015 Results	Total Verified 2016 Results	2017 Verified 2017 Results	Total
558,515	1,495,938	3,646,010	494,219	453,832	368,923	**7,017,437**	1,374,844	-	-	1,374,844	2,858,424	-	2,858,424	6,169,225	**10,402,493**	246	191	169	**182**
-	-	1,191,066	2,146,615	365,444	283,695	**3,986,820**	-	-	-	-	-	-	-	713,457	**713,457**			60	**60**
130,193	469,702	901,946	640,463	444,254	400,926	**2,987,484**	265,798	-1,690	-	264,108	1,038,960	-26,143	1,012,817	1,334,809	**2,611,734**	203	216	148	**174**
-	24,150	36,316	33,866	35,791	37,716	**167,839**	-	-	-	-	-	-	-	-	**-**		-	-	**-**
40,346	267,812	414,170	327,768	323,536	270,250	**1,643,882**	-	-	-	-	-	-	-	-	**-**	-	-	-	**-**
729,054	**2,257,602**	**6,189,508**	**3,642,931**	**1,622,857**	**1,361,510**	**15,803,462**	**1,640,642**	**-1,690**	**-**	**1,638,952**	**3,897,384**	**-26,143**	**3,871,241**	**8,217,491**	**13,727,684**	**225**	**171**	**133**	**150**
-	15,399	13,898	13,898	13,898	13,898	**70,991**	-	-	-	-	-	-	-	-	**-**		-	-	**-**
-	1,005,606	662,990	456,143	417,508	388,484	**2,930,731**	-	-	-	-	-	-	-	-	**-**		-	-	**-**
-	101,437	1,326,201	1,268,132	904,194	747,539	**4,347,503**	-	-	-	-	-	-	-	-	**-**		-	-	**-**
-	13,574	4,000	-	-	-	**17,574**	-	-	-	-	-	-	-	-	**-**		-	-	**-**
-	-	-	-	-	-	**-**	-	-	-	-	-	-	-	-	**-**				
-	262,647	1,138,309	822,492	427,867	194,015	**2,845,330**	-	-	-	-	-	-	-	-	**-**		-	-	**-**
-	1	-	-	-	-	**1**	-	-	-	-	-	-	-	-	**-**		-		**-**
-	-	-	-	-	-	**-**	-	-	-	-	-	-	-	-	**-**				
-	-	-	-	-	-	**-**	-	-	-	-	-	-	-	-	**-**				
-	-	-	-	-	-	**-**	-	-	-	-	-	-	-	-	**-**				
-	**1,398,664**	**3,145,398**	**2,560,665**	**1,763,467**	**1,343,936**	**10,212,130**	**-**	**-**	**-**	**-**	**-**	**-**	**-**	**-**	**-**		**-**	**-**	**-**
-	-	-	-	-	-	**-**	-	-	-	-	-	-	-	-	**-**				
-	-	18,000	42,636	17,436	13,836	**91,908**	-	-	-	-	-	-	-	-	**-**			-	**-**
-	-	-	-	-	-	**-**	-	-	-	-	-	-	-	-	**-**				
-	-	-	-	-	-	**-**	-	-	-	-	-	-	-	-	**-**				
-	-	-	-	-	-	**-**	-	-	-	-	-	-	-	-	**-**				
-	-	-	-	-	-	**-**	-	-	-	-	-	-	-	-	**-**				
-	-	1,750	2,450	2,800	1,750	**8,750**	-	-	-	-	-	-	-	-	**-**			-	**-**
-	-	169,600	163,280	69,296	52,736	**454,912**	-	-	-	-	-	-	-	-	**-**			-	**-**
-	-	-	-	-	-	**-**	-	-	-	-	-	-	-	-	**-**				
-	800	13,445	8,403	6,723	3,361	**32,732**	-	-	-	-	-	-	-	-	**-**		-	-	**-**
-	-	-	-	-	-	**-**	-	-	-	-	-	-	-	-	**-**				
-	3,733,600	4,601,952	4,563,854	4,643,879	4,793,213	**22,336,498**	-	-	-	-	-	-	-	-	**-**		-	-	**-**
-	**3,734,400**	**4,804,747**	**4,780,623**	**4,740,134**	**4,864,896**	**22,924,800**	**-**	**-**	**-**	**-**	**-**	**-**	**-**	**-**	**-**		**-**	**-**	**-**
-	-	-	-	-	-	**-**	-	-	-	-	-	-	-	-	**-**				
-	-	-	-	-	-	**-**	-	-	-	-	-	-	-	-	**-**				
-	-	175	175	175	175	**700**	-	-	-	-	-	-	-	-	**-**			-	**-**
-	-	-	-	-	-	**-**	-	-	-	-	-	-	-	-	**-**			

Total 2015-2020 CFF LDC CDM Plan Budget Spending																								Total 2015 2020 CFF LDC CDM Plan Budget Spending	Spending Group
Forecasted ($)								Verified ($)									Progress (%)								
2015	2016	2017	2018	2019	2020	Total	2015 Verified 2015 Results	2016 Verified 2015 Results Adjustments	2017 Verified 2015 Results Adjustments	Total Verified 2015 Results	2016 Verified 2016 Results	2017 Verified 2016 Results Adjustments	Total Verified 2016 Results	2017 Verified 2017 Results	Total	Total Verified 2015 Results	Total Verified 2016 Results	Total Verified 2017 Results	Total	2015-2020 CFF LDC CDM Plan Allocated Budget ($)	Progress versus Budget (%)				
5,047,981	22,490,925	27,122,407	8,670,820	8,565,690	7,471,164	79,368,987	5,423,284	157,526	-	5,580,810	36,745,296	-	36,745,296	81,263,423	123,589,529	111	163	300	226						
-	-	4,117,322	6,417,714	1,924,390	1,503,854	13,963,280	-	-	-	-	-	-	-	15,957,091	15,957,091			388	388						
3,734,889	21,637,164	18,983,583	14,635,456	12,579,711	11,998,335	83,569,138	6,679,382	53,233	-	6,732,615	36,484,740	-	36,484,740	42,665,032	85,882,387	180	169	225	194						
85,119	2,667,268	3,590,629	3,713,141	3,967,713	4,062,922	18,086,792	16,829	19,272	-	36,101	1,710,327	-	1,710,327	3,853,055	5,599,483	42	64	107	88						
688,378	9,539,787	11,575,206	9,992,677	9,936,861	9,216,947	50,949,856	902,420	100,017	-	1,002,437	7,477,148	-	7,477,148	9,802,328	18,281,913	146	78	85	84						
9,556,367	56,335,144	65,389,147	43,429,808	36,974,365	34,253,222	245,938,053	13,021,915	330,048	-	13,351,963	82,417,511	-	82,417,511	153,540,929	249,310,403	140	146	235	190						
248,359	2,946,537	2,978,119	3,030,349	3,103,596	2,641,081	14,948,041	174,012	43,261	-	217,273	2,070,678	-	2,070,678	3,719,255	6,007,206	87	70	125	97						
13,459,178	120,498,812	114,780,248	88,649,324	83,144,329	82,519,851	503,051,742	8,557,843	1,454,631	-	10,012,474	91,172,440	27,300	91,199,740	122,209,659	223,421,873	74	76	106	90						
92,240	6,190,882	19,350,726	18,607,933	14,499,735	12,840,779	71,582,295	-	75,438	-	75,438	5,333,344	-	5,333,344	14,135,700	19,544,482	82	86	73	76						
516,453	14,318,755	8,967,918	6,575,840	6,873,897	6,894,334	44,147,197	148,817	41,141	-	189,958	4,318,040	-	4,318,040	9,227,015	13,735,013	37	30	103	58						
171	679,058	1,196,107	983,946	1,030,819	1,018,296	4,908,397	-	3,333	-	3,333	593,533	-	593,533	489,121	1,085,987	1,949	87	41	58						
10,556	1,003,199	6,859,398	7,302,619	5,731,714	4,282,509	25,189,995	-	-	-	-	-	-	-	5,396,030	5,396,030	-	-	79	69						
1,304,379	14,538,615	33,796,935	41,537,560	54,490,725	32,272,538	177,940,752	357,963	312,940	-	670,903	7,639,163	-	7,639,163	14,057,496	22,367,562	51	53	42	45						
293,586	5,073,209	7,669,931	8,543,489	8,935,296	9,292,420	39,807,931	156,835	32,158	-	188,993	2,125,613	-	2,125,613	5,444,128	7,758,734	64	42	71	60						
13,632	214,194	1,003,302	559,225	519,842	523,344	2,833,539	9,180	10,326	-	19,506	56,120	-	56,120	363,180	438,806	143	26	36	36						
1,129,112	23,562,935	-	-	-	-	24,692,047	-	-	-	-	272,373	-	272,373	10,431,933	10,704,306	-	1		43						
-	6,496,645	-	-	-	-	6,496,645	-	-	-	-	5	-	5	18,934	18,939		0		0						
17,067,666	195,522,841	196,602,684	175,790,285	178,329,953	152,285,152	915,598,581	9,404,650	1,973,228	-	11,377,878	113,581,309	27,300	113,608,609	185,492,451	310,478,938	67	58	94	76						
-	127,050	381,246	381,246	381,246	381,246	1,652,034	-	-	-	-	26,672	-	26,672	477,696	504,368		21	125	99						
-	-	232,767	986,510	772,193	707,079	2,698,549	-	3,789	-	3,789	541,536	-	541,536		545,325			-	234						
-	-	-	-	-	-	-	-	-	-	-	7,021	-	7,021	1,226,680	1,233,701										
-	-	-	-	-	-	-	-	-	-	-	-	-	-		-										
-	2,846,400	3,674,700	2,743,300	2,946,400	2,963,800	15,174,600	-	-	-	-	355,623	-	355,623	3,574,872	3,930,495		12	97	60						
-	-	2,527,580	2,262,012	2,565,269	2,584,425	9,939,286	-	-	-	-	-	-	-	1,162,697	1,162,697			46	46						
-	4,571	337,062	352,339	166,378	100,511	960,861	-	-	-	-	4,571	-	4,571	279,098	283,669		100	83	83						
-	91,219	3,000,526	3,190,835	2,019,304	1,814,208	10,116,092	-	-	-	-	-	-	-	191,927	191,927		-	6	6						
-	-	2,585,854	2,799,761	2,673,760	2,543,735	10,603,110	-	-	-	-	-	-	-	938,990	938,990			36	36						
-	316,414	2,134,360	1,470,796	1,249,608	807,231	5,978,409	-	-	-	-	100,075	-	100,075	2,157,893	2,257,968		32	101	92						
-	109,250	1,288,976	4,197,368	4,197,368	2,452,333	12,245,295	-	-	-	-	-	-	-	71,402	71,402		-	6	5						
-	7,839,274	12,469,021	10,919,282	12,254,262	12,220,301	55,702,140	-	1,745	-	1,745	9,214,899	-	9,214,899	13,612,018	22,828,662		118	109	112						
-	11,334,178	28,632,092	29,303,449	29,225,788	26,574,869	125,070,376	-	5,534	-	5,534	10,250,397	-	10,250,397	23,693,273	33,949,204		90	83	85						
-	-	3,217,008	2,683,115	2,557,715	2,099,980	10,557,818	-	-	-	-	-	-	-	-	-			-	-						
-	-	-	-	-	-	-	-	-	-	-	-	-	-	-	-										
-	-	118,549	121,657	116,527	116,507	473,240	-	-	-	-	-	-	-	-	-			-	-						
-	-	-	-	-	-	-	-	-	-	-	-	-	-	-	-										
-	-	17,768	23,232	28,696	34,160	103,856	-	-	-	-	-	-	-	-	-			-	-						
-	-	-	-	-	-	-	-	-	-	-	-	-	-	-	-										
-	-	-	-	-	-	-	-	-	-	-	-	-	-	-	-										
-	-	-	-	-	-	-	-	-	-	-	-	-	-	-	-										
-	-	205,866	243,123	241,549	242,180	932,718	-	-	-	-	-	-	-	-	-			-	-						
-	-	-	109,200	218,400	218,400	546,000	-	-	-	-	-	-	-	-	-										
-	-	-	-	-	-	-	-	-	-	-	-	-	-	-	-										
-	-	-	-	-	-	-	-	-	-	-	-	-	-	-	-										
-	-	-	-	-	-	-	-	-	-	-	-	-	-	-	-										
-	-	-	-	-	-	-	-	-	-	-	-	-	-	-	-										
-	-	-	-	-	-	-	-	-	-	-	-	-	-	-	-										
-	-	-	-	-	-	-	-	-	-	-	-	-	-	-	-										
-	-	-	236,775	153,750	92,250	482,775	-	-	-	-	-	-	-	-	-										
-	-	-	-	-	-	-	-	-	-	-	-	-	-	-	-										
-	-	-	-	-	-	-	-	-	-	-	-	-	-	-	-										
-	-	-	-	-	-	-	-	4,194	-	4,194	-	-	-	-	4,194										
-	-	-	-	-	-	-	-	-	-	-	-	-	-	-	-										
-	823,433	-	-	-	-	823,433	-	-	-	-	-	-	-	969,131	969,131		-		118						
-	823,433	3,559,191	3,417,102	3,316,637	2,803,477	13,919,840	-	4,194	-	4,194	-	-	-	969,131	973,325		-	27	22						
-	-	-	-	-	-	-	-	-	-	-	-	-	-	-	-										
-	-	59,616	60,117	47,917	34,917	202,567	-	-	-	-	-	-	-	-	-			-	-						
-	-	119,500	55,100	25,500	18,000	218,100	-	-	-	-	-	-	-	-	-				-						
-	-	179,116	115,217	73,417	52,917	420,667	-	-	-	-	-	-	-	-	-			-	-						
-	-	1	1	1	1	4	-	-	-	-	-	-	-	-	-			-	-						
-	-	-	-	-	-	-	-	-	-	-	-	-	-	-	-										
-	-	-	-	-	-	-	-	-	-	-	-	-	-	-	-										
-	-	1	1	1	1	4	-	-	-	-	-	-	-	-	-		-	-	-						
-	1,745,004	5,768,124	6,559,025	3,707,876	3,622,544	21,402,573	-	31,989	-	31,989	-	-	-	82,281	114,270		-	1	2						
-	-	146,467	6,964,566	6,799,835	89,530,966	103,441,834	-	16,353	-	16,353	-	-	-	-	16,353			-	11						
-	1,745,004	5,914,591	13,523,591	10,507,711	93,153,510	124,844,407	-	48,342	-	48,342	-	-	-	82,281	130,623		-	1	2						
26,624,033	265,760,600	300,276,822	265,579,453	258,427,872	309,123,148	1,425,791,928	22,426,565	2,361,346	-	24,787,911	206,249,217	27,300	206,276,517	363,778,065	594,842,493	93	78	121	100						
-	-	-	-	-	-	-	-	-	-	-	-	-	-	-	-										
-	-	-	-	-	-	-	-	-	-	-	-	-	-	-	-										
-	-	-	-	-	-	-	-	-	-	-	-	-	-	-	-										
-	-	-	-	-	-	-	-	-	-	-	-	-	-	-	-										
-	-	-	-	-	-	-	-	-	-	-	-	-	-	-	-										
-	-	-	-	-	-	-	-	312	-	312	-	-	-	-	312										
-	-	-	-	-	-	-	-	-	-	-	-	-	-	-	-										
-	-	-	-	-	-	-	-	-	-	-	-	-	-	-	-										
-	-	-	-	-	-	-	-	312	-	312	-	-	-	-	312										
24,379	171,065	171,065	171,065	-	-	537,574	-	-	-	-	-	-	-	-	-	-	-	-	-						
280,749	10,670,919	26,223,827	8,411,685	7,876,449	7,050,516	60,514,145	-	-	-	-	-	-	-	-	-	-	-	-	-						
-	-	-	-	-	-	-	-	-	-	-	-	-	-	-	-										
2,757,073	12,915,319	14,475,929	13,309,946	13,172,411	13,425,236	70,055,914	-	-	-	-	-	-	-	-	-	-	-	-	-						
-	-	7,000	7,000	7,000	1,000	22,000	-	-	-	-	-	-	-	-	-			-	-						
3,062,201	23,757,303	40,877,821	21,899,696	21,055,860	20,476,752	131,129,633	-	-	-	-	-	-	-	-	-	-	-	-	-						
2,665	-	-	-	-	-	2,665	-	-	-	-	-	-	-	-	-	-			-						
979,812	864,117	1,460,413	926,450	638,702	477,893	5,347,387	-	-	-	-	-	-	-	-	-	-	-	-	-						
412,816	628,812	596,228	608,611	581,302	605,696	3,433,465	-	-	-	-	-	-	-	-	-	-	-	-	-						
39,549	-	-	-	-	-	39,549	-	-	-	-	-	-	-	-	-	-			-						
-	-	1	1	1	1	4	-	-	-	-	-	-	-	-	-			-	-						
1,434,842	1,492,929	2,056,642	1,535,062	1,220,005	1,083,590	8,823,070	-	-	-	-	-	-	-	-	-	-	-	-	-						
18,734	1,632,545	13,336,980	31,290,512	11,073,748	8,394,368	65,746,887	-	-	-	-	-	-	-	-	-	-	-	-	-						
9,449	-	-	-	-	-	9,449	-	-	-	-	-	-	-	-	-	-			-						
-	-	226,001	226,001	226,001	226,001	904,004	-	-	-	-	-	-	-	-	-			-	-						
28,183	1,632,545	13,562,981	31,516,513	11,299,749	8,620,369	66,660,340	-	-	-	-	-	-	-	-	-	-	-	-	-						
362,613	-	-	-	-	-	362,613	-	-	-	-	-	-	-	-	-	-			-						
362,613	-	-	-	-	-	362,613	-	-	-	-	-	-	-	-	-	-			-						
-	-	-	-	-	-	-	-	-	-	-	-	-	-	-	-										
-	-	-	-	-	-	-	-	-	-	-	-	-	-	-	-										
-	-	-	-	-	-	-	-	-	-	-	-	-	-	-	-										
4,887,839	26,882,777	56,497,444	54,951,271	33,575,614	30,180,711	206,975,656	-	-	-	-	-	-	-	-	-	-	-	-	-						
31,511,872	292,643,377	356,774,266	320,530,724	292,003,486	339,303,859	1,632,767,584	22,426,565	2,361,658	-	24,788,223	206,249,217	27,300	206,276,517	363,778,065	594,842,805	79	70	102	87	1,835,264,933	32				

Savings Persistence Report

For: Oshawa PUC Networks Inc.

#	Program / Initiative Name	Gross Verified Annual Energy Savings (kWh)																			
		2015	2016	2017	2018	2019	2020	2021	2022	2023	2024	2025	2026	2027	2028	2029	2030	2031	2032	2033	2034
Subtotal: 2015 Verified 2015 Results		5,441,800	5,411,710	5,345,410	5,309,493	5,297,934	5,289,189	5,223,417	5,222,981	5,130,980	4,895,353	3,673,853	3,476,483	2,950,650	2,936,680	2,906,684	2,824,496	2,148,395	2,148,395	2,075,200	464,152
Subtotal: 2016 Verified 2015 Results Adjustments		1,687,357	1,686,372	1,686,372	1,677,304	1,677,304	1,675,285	1,618,833	1,618,790	1,617,320	1,404,003	1,060,056	1,030,577	959,984	959,663	959,663	833,880	213,086	213,086	212,269	185,133
Subtotal: 2017 Verified 2015 Results Adjustments		9,995,498	9,995,498	10,059,073	10,084,589	10,084,589	10,084,764	10,206,295	10,206,295	10,268,010	10,238,772	10,077,359	10,034,706	9,991,538	9,991,538	9,991,538	9,899,414	9,695,187	9,695,187	9,695,187	9,695,187
Subtotal: 2016 Verified 2016 Results		-	9,674,403	9,645,714	9,633,655	9,504,026	9,401,883	8,970,281	8,706,732	8,607,449	8,475,118	8,299,213	8,038,230	7,642,455	6,791,631	6,758,725	5,363,450	5,174,457	3,077,108	1,526,128	1,489,799
Subtotal: 2017 Verified 2016 Results Adjustments		-	2,344,301	2,372,990	2,387,040	2,335,065	2,302,118	2,200,845	2,151,346	2,123,033	2,079,911	2,045,494	1,898,834	1,780,994	1,338,014	1,334,711	763,581	416,724	178,735	3,072	3,006
Subtotal: 2017 Verified 2017 Results		-	-	24,144,018	21,376,690	21,371,428	21,338,826	21,300,182	20,907,437	20,727,458	20,712,599	20,669,196	20,608,709	20,200,690	20,130,661	11,055,535	10,173,303	9,111,194	8,355,275	3,574,055	1,266,345
Total		17,124,655	29,112,284	53,253,577	50,468,771	50,270,346	50,092,065	49,519,853	48,813,581	48,474,250	47,805,756	45,825,171	45,087,539	43,526,311	42,148,187	33,006,856	29,858,124	26,759,043	23,667,786	17,085,911	13,103,622

2035	2036	2037	2038	2039	2040	2041	2042	2043	2044	2045	2046	2047	2048	2049	2050	Gross Verified Energy Savings
3,324	-	-	-	-	-	-	-	-	-	-	-	-	-	-	-	
147,075	147,075	147,075	-	-	-	-	-	-	-	-	-	-	-	-	-	
-	-	-	-	-	-	-	-	-	-	-	-	-	-	-	-	
6,821	-	-	-	-	-	-	-	-	-	-	-	-	-	-	-	
1,639	-	-	-	-	-	-	-	-	-	-	-	-	-	-	-	
1,220,026	55,483	-	-	-	-	-	-	-	-	-	-	-	-	-	-	
1,378,885	202,558	147,075	0	0	0	0	0	0	0	0	0	0	0	0	0	

Gross Verified Annual Peak Demand Savings (kW)

2015	2016	2017	2018	2019	2020	2021	2022	2023	2024	2025	2026	2027	2028	2029	2030	2031	2032	2033	2034	2035	2036	2037	2038	2039	2040	2041	2042	2043	2044	2045	2046	2047	2048	2049	2050	Gross Verified Peak Demand Savings	Gross Verified Savings	Net Verified Savings
1,348	1,346	1,325	1,315	1,313	1,312	1,300	1,300	1,296	1,256	1,117	1,115	1,033	1,033	1,029	1,008	952	952	870	69	-	-	-	-	-	-	-	-	-	-	-	-	-	-	-	-			
204	204	204	201	201	200	189	189	189	142	75	66	63	63	63	59	24	24	23	10	7	7	7	-	-	-	-	-	-	-	-	-	-	-	-	-			
780	780	800	808	808	808	832	832	832	822	801	801	790	790	790	790	791	791	791	791	-	-	-	-	-	-	-	-	-	-	-	-	-	-	-	-			
-	1,369	1,363	1,362	1,351	1,338	1,280	1,243	1,223	1,193	1,152	1,102	1,018	893	889	742	692	551	454	419	10	-	-	-	-	-	-	-	-	-	-	-	-	-	-	-			
-	283	289	292	288	284	269	261	255	246	237	217	199	134	134	121	30	14	3	3	3	-	-	-	-	-	-	-	-	-	-	-	-	-	-	-			
-	-	1,868	1,683	1,682	1,679	1,674	1,613	1,589	1,586	1,577	1,563	1,482	1,467	1,092	990	857	798	477	323	305	5	-	-	-	-	-	-	-	-	-	-	-	-	-	-			
2,332	3,982	5,849	5,661	5,643	5,621	5,544	5,438	5,384	5,245	4,959	4,864	4,585	4,380	3,997	3,710	3,346	3,130	2,618	1,615	325	12	7	0	0	0	0	0	0	0	0	0	0	0	0	0			

Savings Persistence Report

For: Province Wide

#	Program / Initiative Name	Gross Verified Annual Energy Savings (kWh)																
		2015	2016	2017	2018	2019	2020	2021	2022	2023	2024	2025	2026	2027	2028	2029	2030	2031
2015 Verified 2015 Results																		
1	Save on Energy Coupon Program	19,373,413	19,214,167	19,214,167	19,214,167	19,214,167	19,214,167	19,214,167	19,202,817	19,202,817	19,202,817	18,048,534	17,940,820	17,940,820	17,584,423	17,584,423	17,546,597	4,696,725
3	Save on Energy Heating & Cooling Program	18,146,542	18,146,542	18,146,542	18,146,542	18,146,542	18,146,542	18,146,542	18,146,542	18,146,542	18,146,542	18,146,542	18,146,542	18,146,542	18,146,542	18,146,542	18,146,542	18,146,542
5	Save on Energy Home Assistance Program	1,145,792	1,023,422	1,000,567	977,712	975,736	975,736	970,008	969,057	788,716	779,815	763,934	763,840	744,614	744,614	389,256	384,167	384,167
6	Save on Energy Audit Funding Program	165,936	165,936	165,936	165,936	-	-	-	-	-	-	-	-	-	-	-	-	-
7	Save on Energy Retrofit Program	25,397,914	25,397,914	25,280,473	25,280,473	25,280,473	25,279,832	24,042,465	24,042,465	23,799,119	19,737,629	9,748,502	9,551,289	4,209,149	4,094,390	4,094,390	2,909,742	928,605
60	EnerNOC Conservation Fund Pilot Program	516,430	-	-	-	-	-	-	-	-	-	-	-	-	-	-	-	-
62	Loblaw P4P Conservation Fund Pilot Program	8,311,388	8,311,388	8,311,388	8,311,388	8,311,388	8,311,388	8,311,388	8,311,388	8,311,388	8,311,388	-	-	-	-	-	-	-
65	Social Benchmarking Conservation Fund Pilot Program	17,572,400	-	-	-	-	-	-	-	-	-	-	-	-	-	-	-	-
66	Strategic Energy Group Conservation Fund Pilot Program	11,772,874	-	-	-	-	-	-	-	-	-	-	-	-	-	-	-	-
67	Appliance Retirement Initiative	13,310,542	13,310,542	13,310,542	13,166,689	8,064,824	-	-	-	-	-	-	-	-	-	-	-	-
68	Coupon Initiative	30,609,961	30,342,888	30,342,888	30,342,888	30,342,888	30,342,888	30,342,888	30,327,399	30,327,399	30,327,399	28,039,585	27,880,519	27,880,519	27,778,907	27,778,907	27,764,379	10,369,889
69	Bi-Annual Retailer Event Initiative	45,290,557	44,379,574	44,379,574	44,379,574	44,379,574	44,379,574	44,379,574	44,359,647	44,359,647	44,359,647	40,688,116	38,131,506	38,131,506	37,415,821	37,415,821	37,339,960	15,251,755
70	HVAC Incentives Initiative	90,971,430	90,971,430	90,971,430	90,971,430	90,971,430	90,971,430	90,971,430	90,971,430	90,971,430	90,971,430	90,971,430	90,971,430	90,971,430	90,971,430	90,971,430	90,971,430	90,971,430
71	Residential New Construction and Major Renovation Initiative	12,752,074	12,752,074	12,752,074	12,752,074	12,752,074	12,752,074	12,752,074	12,752,074	12,752,074	12,752,074	12,708,146	12,708,146	12,708,146	12,697,463	12,697,463	12,697,463	12,697,463
72	Energy Audit Initiative	29,536,555	29,536,555	29,536,555	29,536,555	-	-	-	-	-	-	-	-	-	-	-	-	-
73	Efficiency: Equipment Replacement Incentive Initiative	851,918,970	851,918,970	847,033,675	846,524,975	846,524,975	845,617,185	819,386,321	819,386,321	803,648,292	714,261,479	469,002,630	441,902,345	262,357,936	258,398,383	258,398,383	172,927,777	21,245,060
74	Direct Install Lighting and Water Heating Initiative	56,889,848	50,040,540	36,565,179	36,455,204	36,455,204	36,455,204	36,455,204	36,454,600	36,454,600	36,454,600	35,496,598	9,355,128	6,000	6,000	6,000	-	-
75	New Construction and Major Renovation Initiative	40,729,120	40,729,120	40,292,031	40,292,031	40,269,727	40,269,727	40,269,727	40,269,727	39,975,856	39,975,856	39,335,535	38,898,179	37,849,081	37,849,081	27,233,326	370,019	368,735
76	Existing Building Commissioning Incentive Initiative	999,323	999,323	999,323	-	-	-	-	-	-	-	-	-	-	-	-	-	-
77	Process and Systems Upgrades Initiatives - Project Incentive Initiative	152,701,395	152,701,395	152,701,395	152,701,395	152,701,395	152,701,395	152,701,395	152,701,395	152,701,395	152,701,395	92,623,635	92,623,635	92,623,635	92,623,635	92,623,635	89,487,475	89,487,475
78	Process and Systems Upgrades Initiatives - Energy Manager Initiative	47,779,097	39,785,892	34,182,681	34,154,138	33,803,016	33,577,423	33,322,823	32,824,109	25,532,555	17,918,765	13,118,513	8,737,282	6,403,209	4,913,609	514,027	345,017	345,017
79	Process and Systems Upgrades Initiatives - Monitoring and Targeting Initiative	1,369,000	-	-	-	-	-	-	-	-	-	-	-	-	-	-	-	-
80	Low Income Initiative	14,906,764	12,591,796	12,202,967	11,823,381	11,746,825	11,746,825	11,549,093	11,495,310	8,048,762	7,997,620	7,599,354	7,298,784	7,177,374	7,177,374	3,619,376	3,479,066	3,479,066
81	Aboriginal Conservation Program	3,627,223	3,335,277	3,289,343	3,243,409	3,243,409	3,243,409	3,243,409	3,243,409	2,792,705	2,768,545	2,378,627	2,192,317	2,143,028	2,143,028	1,273,935	1,213,329	1,213,329
82	Program Enabled Savings	21,581,829	21,581,829	21,320,451	21,320,451	21,320,451	9,659,652	9,659,652	9,659,652	9,641,125	9,641,125	9,625,011	9,584,261	9,584,261	9,584,261	9,584,261	8,479,452	8,479,452
Subtotal: 2015 Verified 2015 Results		**1,517,376,377**	**1,467,236,574**	**1,441,999,181**	**1,439,760,412**	**1,404,504,098**	**1,383,644,451**	**1,355,718,160**	**1,355,117,342**	**1,327,454,422**	**1,226,308,126**	**888,294,692**	**826,686,023**	**628,877,250**	**622,128,961**	**602,331,175**	**484,062,415**	**278,064,710**
2016 Verified 2015 Results Adjustments																		
83	Save on Energy Coupon Program	2,792,208	2,759,883	2,759,883	2,759,883	2,759,883	2,759,883	2,759,883	2,758,152	2,758,152	2,758,152	2,583,637	2,571,836	2,571,836	2,558,457	2,558,457	2,554,301	1,131,567
85	Save on Energy Heating & Cooling Program	2,453,325	2,453,325	2,453,325	2,453,325	2,453,325	2,453,325	2,453,325	2,453,325	2,453,325	2,453,325	2,453,325	2,453,325	2,453,325	2,453,325	2,453,325	2,453,325	2,453,325
86	Save on Energy New Construction Program	84,676	84,676	84,676	84,676	84,676	84,676	84,676	84,676	84,676	84,676	84,676	84,616	84,616	84,616	84,616	84,616	34,801
87	Save on Energy Home Assistance Program	284,282	278,011	277,120	276,230	275,931	275,931	274,179	274,179	265,059	263,842	262,991	262,991	258,120	258,120	28,321	28,321	28,321
88	Save on Energy Audit Funding Program	2,224,941	2,224,941	2,224,941	2,224,941	2,390,877	2,390,877	2,390,877	2,390,877	2,390,877	2,390,877	2,390,877	2,390,877	2,390,877	1,673,614	-	-	-
89	Save on Energy Retrofit Program	113,037,820	112,355,016	111,995,454	111,716,568	111,716,568	111,440,458	107,443,123	107,443,123	106,700,238	94,026,007	60,126,006	55,852,181	36,445,614	36,445,614	36,445,614	24,157,643	225,866
91	Save on Energy High Performance New Construction Program	898,778	898,778	898,778	898,778	898,778	898,778	898,778	898,778	898,778	898,778	898,778	898,778	898,778	898,778	898,778	898,778	686,828
97	Save on Energy Retrofit Program - P4P	2,300,789	2,082,348	2,082,348	2,082,348	2,082,348	2,082,348	2,082,348	2,082,348	1,996,677	1,996,677	1,996,677	1,996,677	173,660	173,660	173,660	26,279	26,279
123	PUMPsaver LDC Innovation Fund Pilot Program	667,979	667,979	667,979	667,979	667,979	667,979	667,979	667,979	667,979	667,979	667,979	667,979	667,979	667,979	667,979	-	-
150	Coupon Initiative	5,895,537	5,827,781	5,827,781	5,827,781	5,827,781	5,827,781	5,827,781	5,821,139	5,821,139	5,821,139	5,591,088	5,548,758	5,548,758	5,527,284	5,527,284	5,518,189	2,428,310
151	Bi-Annual Retailer Event Initiative	384,989	380,487	380,487	380,487	380,487	380,487	380,487	379,547	379,547	379,547	321,946	319,345	319,345	309,611	309,611	308,482	128,491
152	HVAC Incentives Initiative	2,509,768	2,509,768	2,509,768	2,509,768	2,509,768	2,509,768	2,509,768	2,509,768	2,509,768	2,509,768	2,509,768	2,509,768	2,509,768	2,509,768	2,509,768	2,509,768	2,509,768
153	Residential New Construction and Major Renovation Initiative	9,199,274	9,199,274	9,199,274	9,199,274	9,199,274	9,199,274	9,199,274	9,199,274	9,199,274	9,199,274	9,177,730	9,177,730	9,177,730	9,167,274	9,167,274	9,167,274	4,070,566
154	Energy Audit Initiative	19,603,614	19,603,614	19,603,614	19,603,614	49,057,254	49,057,254	49,057,254	49,057,254	49,057,254	49,057,254	49,057,254	49,057,254	49,057,254	34,340,078	-	-	-
155	Efficiency: Equipment Replacement Incentive Initiative	64,928,682	64,883,142	64,550,409	64,357,278	64,357,278	64,355,258	61,689,755	61,689,755	57,560,110	45,369,764	30,523,572	26,572,405	18,396,007	18,225,166	18,225,166	14,166,672	1,062,700
157	New Construction and Major Renovation Initiative	49,445,048	49,445,048	49,882,137	49,882,137	49,882,137	49,882,137	49,882,137	49,882,137	49,882,137	49,882,137	49,882,137	49,882,137	49,445,048	49,445,048	21,454,620	-	-
158	Existing Building Commissioning Incentive Initiative	333,241	333,241	333,241	333,241	333,241	333,241	333,241	333,241	333,241	333,241	-	-	-	-	-	-	-
159	Process and Systems Upgrades Initiatives - Project Incentive Initiative	180,247,159	180,247,159	178,134,670	178,134,670	178,134,670	178,134,670	178,134,670	178,134,670	178,134,670	178,134,670	170,830,827	170,830,827	170,830,827	170,830,827	170,830,827	170,830,827	170,830,827
160	Process and Systems Upgrades Initiatives - Energy Manager Initiative	145,717	145,717	145,717	145,717	145,717	-	-	-	-	-	-	-	-	-	-	-	-
162	Low Income Initiative	1,722,061	1,633,901	1,618,770	1,603,638	1,601,364	1,601,364	1,592,726	1,589,648	1,460,446	1,458,336	1,436,326	1,436,326	1,419,701	1,419,701	1,077,221	1,071,823	1,071,823
Subtotal: 2016 Verified 2015 Results Adjustments		**459,159,888**	**458,014,089**	**455,630,372**	**455,142,333**	**484,759,336**	**484,335,489**	**477,662,261**	**477,649,870**	**472,553,347**	**447,685,443**	**390,795,594**	**382,513,810**	**352,649,243**	**336,988,920**	**272,412,521**	**233,776,298**	**186,689,472**
2017 Verified 2015 Results Adjustments																		
168	Save on Energy New Construction Program	574,544	574,544	574,544	574,544	574,544	574,544	574,544	574,544	574,544	574,544	574,544	570,440	570,440	570,440	570,440	570,440	570,440
170	Save on Energy Audit Funding Program	177,102	177,102	177,102	177,102	177,102	177,102	177,102	177,102	177,102	177,102	177,102	177,102	177,102	123,971	-	-	-
171	Save on Energy Retrofit Program	34,400,965	36,122,669	36,971,415	33,100,004	33,100,004	33,100,004	38,334,706	38,334,706	38,540,351	35,735,907	27,495,663	26,735,109	13,522,722	13,466,583	13,466,583	9,232,747	119,025
173	Save on Energy High Performance New Construction Program	644,789	644,789	644,789	644,789	644,789	644,789	644,789	644,789	644,789	644,789	644,789	644,789	639,760	634,224	616,103	-	-
176	Save on Energy Process & Systems Upgrades Program	17,265,066	17,265,066	2,287,903	2,287,903	2,287,903	2,287,903	2,287,903	2,287,903	2,287,903	2,287,903	2,287,903	2,287,903	2,287,903	2,287,903	2,287,903	2,287,903	2,287,903
179	Save on Energy Retrofit Program - P4P	1,577,242	1,779,383	1,998,775	2,051,959	2,051,959	2,051,959	2,051,959	2,051,959	1,941,539	1,930,236	1,930,236	1,930,236	566,766	457,837	365,413	365,413	365,413
197	Conservation Cultivator LDC Innovation Fund Pilot Program	90,118	90,118	90,118	90,118	90,118	90,118	90,118	90,118	90,118	90,118	90,118	78,912	78,912	78,912	78,912	-	-
235	Residential New Construction and Major Renovation Initiative	92,535	92,535	92,535	92,535	92,535	92,535	92,535	92,535	92,535	92,535	92,535	92,535	92,535	92,535	92,535	92,535	92,535
237	Efficiency: Equipment Replacement Incentive Initiative	21,762,853	21,808,393	27,026,421	28,170,196	28,170,196	28,170,371	57,066,739	57,066,739	70,941,926	65,117,837	30,007,163	18,667,297	14,661,539	12,265,566	12,265,450	7,569,449	1,172,979
238	Direct Install Lighting and Water Heating Initiative	-19,413,641	-12,565,171	910,189	3,525,159	3,525,159	3,525,159	3,525,159	3,525,310	3,525,310	3,525,310	3,525,310	3,244,311	-1,495	-1,495	-1,495	-	-
241	Process and Systems Upgrades Initiatives - Project Incentive Initiative	9,690,912	9,690,912	9,690,912	9,690,912	9,690,912	9,690,912	9,690,912	9,690,912	9,690,912	9,690,912	9,690,912	9,690,912	9,690,912	9,690,912	9,690,912	9,690,912	9,690,912
246	Program Enabled Savings	-11,660,800	-11,660,800	-11,660,800	-11,660,800	-11,660,800	-	-	-	-	-	-	-	-	-	-	-	-
Subtotal: 2017 Verified 2015 Results Adjustments		**55,201,685**	**64,019,540**	**68,803,903**	**68,744,421**	**68,744,421**	**80,405,396**	**114,536,466**	**114,536,617**	**128,507,029**	**119,867,193**	**76,516,275**	**64,119,546**	**42,287,096**	**39,667,388**	**39,432,756**	**29,809,399**	**14,299,207**
2016 Verified 2016 Results																		
247	Save on Energy Coupon Program	-	305,313,062	305,313,062	305,313,062	305,313,062	305,313,062	305,313,062	305,313,062	305,265,649	305,265,649	303,932,326	300,259,628	300,076,986	300,076,986	298,542,171	259,804,622	259,804,622
249	Save on Energy Heating & Cooling Program	-	108,212,762	108,212,762	108,212,762	108,212,762	108,212,762	108,212,762	108,212,762	108,212,762	108,212,762	108,212,762	108,212,762	108,212,762	108,212,762	108,212,762	108,212,762	108,212,762
250	Save on Energy New Construction Program	-	2,001,097	2,001,097	2,001,097	2,001,097	2,001,097	2,001,097	2,001,097	2,001,097	2,001,097	2,001,097	1,980,547	1,980,547	1,980,547	1,980,547	1,980,547	1,184,317
251	Save on Energy Home Assistance Program	-	7,590,437	7,564,689	7,538,941	7,538,941	7,538,941	7,496,992	7,477,014	7,468,800	7,222,156	6,041,959	5,258,593	5,253,037	5,147,950	5,147,950	5,147,950	5,072,083
252	Save on Energy Audit Funding Program	-	4,079,589	4,079,589	4,079,589	4,079,589	4,079,589	4,079,589	4,079,589	4,079,589	4,079,589	4,079,589	1,007,203	-	-	-	-	-
253	Save on Energy Retrofit Program	-	654,772,218	641,264,770	641,227,338	641,133,167	641,119,894	634,334,412	634,334,412	634,334,412	630,791,771	630,791,771	625,301,447	499,411,117	179,691,693	179,587,555	27,027,462	700,131
254	Save on Energy Small Business Lighting Program	-	14,862,461	14,862,461	14,315,018	13,174,090	11,543,395	8,857,499	6,942,664	5,649,552	4,294,789	3,130,218	2,595,688	1,701,295	1,372,773	1,050,295	932,644	807,601
255	Save on Energy High Performance New Construction Program	-	29,246,403	29,246,403	29,246,403	29,246,403	29,246,403	29,246,403	29,246,403	29,246,403	29,246,403	29,246,403	29,246,403	29,246,403	29,246,403	29,246,403	29,246,403	24,339,261
258	Save on Energy Process & Systems Upgrades Program	-	895,441	895,441	895,441	895,441	895,441	556,022	556,022	556,022	556,022	556,022	-	-	-	-	-	-
259	Save on Energy Energy Manager Program	-	19,026,230	16,768,199	15,825,249	15,615,643	15,615,643	6,949,287	5,946,089	5,946,089	4,640,853	4,585,583	3,609,173	3,593,029	2,062,164	2,054,351	2,054,351	895,565
261	Save on Energy Retrofit Program - P4P	-	58,187,371	57,984,328	57,984,328	57,984,328	57,984,328	57,984,328	57,984,328	57,984,328	53,227,725	53,227,725	53,124,361	53,124,361	11,420,242	11,420,242	11,420,242	1,640,518
262	Save on Energy Process & Systems Upgrades Program - P4P	-	13,469,502	13,469,502	13,469,502	13,469,502	13,469,502	13,469,502	13,469,502	13,469,502	13,469,502	13,469,502	12,739,502	12,739,502	12,739,502	12,739,502	12,739,502	11,465,573
264	Business Refrigeration Incentives Local Program	-	1,344,706	1,339,756	1,339,756	1,165,444	1,063,070	1,040,318	1,040,318	1,040,318	1,040,318	1,040,318	977,049	947,551	947,551	947,551	947,551	-
272	PUMPsaver Local Program	-	834,022	834,022	834,022	834,022	834,022	834,022	834,022	834,022	834,022	834,022	834,022	834,022	834,022	834,022	834,022	-

Savings Persistence Report

For: Province Wide

#	Program / Initiative Name	Gross Verified Annual Energy Savings (kWh)																
		2015	2016	2017	2018	2019	2020	2021	2022	2023	2024	2025	2026	2027	2028	2029	2030	2031
275	Air Source Heat Pump – For Residential Space Heating LDC Innovation Fund Pilot Program	-	205,088	205,088	205,088	205,088	205,088	205,088	205,088	205,088	205,088	205,088	205,088	205,088	205,088	205,088	205,088	205,088
281	Electronics Take Back LDC Innovation Fund Pilot Program	-	1,145,480	1,145,480	1,145,480	1,145,480	1,145,480	947,192	946,737	946,737	-	-	-	-	-	-	-	-
286	OPsaver LDC Innovation Fund Pilot Program	-	2,864,454	2,864,454	2,864,454	2,864,454	2,864,454	2,864,454	2,864,454	2,864,454	2,818,914	2,368,295	1,505,216	1,006,874	660,644	-	-	-
288	Residential Direct Install LDC Innovation Fund Pilot Program	-	443,530	443,530	443,530	443,530	443,530	443,530	443,530	422,832	364,789	364,789	197,304	162,930	162,930	157,834	157,834	151,306
289	Residential Direct Mail LDC Innovation Fund Pilot Program	-	334,435	334,435	334,435	334,435	334,435	334,435	334,435	321,525	166,512	166,512	71,885	71,885	71,885	69,234	69,234	64,611
291	Retrocomissioning LDC Innovation Fund Pilot Program	-	1,539,807	1,508,552	1,508,552	1,475,658	1,475,658	1,457,292	1,425,518	1,425,518	1,402,713	1,402,713	1,329,450	1,315,646	1,165,965	1,125,318	1,102,224	578,110
292	RTUsaver LDC Innovation Fund Pilot Program	-	524,034	524,034	524,034	524,034	524,034	524,034	524,034	524,034	524,034	524,034	-	-	-	-	-	-
294	Solar Powered Attic Ventilation LDC Innovation Fund Pilot Program	-	178,202	178,202	178,202	178,202	178,202	178,202	178,202	178,202	178,202	178,202	-	-	-	-	-	-
296	Truckload Event LDC Innovation Fund Pilot Program	-	7,034,431	7,034,431	7,034,431	7,034,431	7,034,431	7,034,431	7,034,431	7,034,431	7,034,431	7,034,431	7,034,431	7,034,431	7,034,431	6,002,049	6,002,049	2,313,183
307	Home Depot Home Appliance Market Uplift Conservation Fund Pilot Program	-	640,394	640,394	640,394	640,394	640,394	640,394	640,394	640,394	640,394	640,394	640,394	640,394	640,394	640,394	179,955	179,955
309	Ontario Clean Water Agency P4P Conservation Fund Pilot Program	-	219,122	219,122	219,122	219,122	219,122	219,122	219,122	219,122	219,122	219,122	219,122	219,122	219,122	219,122	219,122	-
	Subtotal: 2016 Verified 2016 Results	**-**	**1,234,964,278**	**1,218,933,803**	**1,217,380,230**	**1,215,728,319**	**1,213,981,977**	**1,195,223,469**	**1,192,253,229**	**1,190,870,882**	**1,178,436,857**	**1,174,252,877**	**1,156,349,268**	**1,027,776,982**	**663,893,054**	**660,182,390**	**468,283,564**	**417,614,686**
	2017 Verified 2016 Results Adjustments																	
329	Save on Energy Coupon Program	-	35,078,081	35,078,081	35,078,081	35,078,081	35,078,081	35,078,081	35,078,081	35,073,553	35,073,553	35,103,989	35,048,764	35,073,166	35,073,166	34,978,262	30,301,618	30,301,618
331	Save on Energy Heating & Cooling Program	-	1,058,354	1,058,354	1,058,354	1,058,354	1,058,354	1,058,354	1,058,354	1,058,354	1,058,354	1,058,354	1,058,354	1,058,354	1,058,354	1,058,354	1,058,354	1,058,354
332	Save on Energy New Construction Program	-	510,909	510,909	510,909	510,909	510,909	510,909	510,909	510,909	510,909	510,909	501,414	501,414	501,414	501,414	501,414	250,314
333	Save on Energy Home Assistance Program	-	1,646,201	1,646,201	1,646,201	1,646,201	1,646,201	1,639,930	1,639,930	1,639,930	1,639,930	1,401,365	1,365,042	1,365,042	1,355,464	1,355,464	1,355,464	1,355,360
334	Save on Energy Audit Funding Program	-	3,964,671	3,964,671	3,964,671	3,964,671	3,964,671	3,964,671	3,964,671	3,964,671	3,964,671	3,964,671	978,831	-	-	-	-	-
335	Save on Energy Retrofit Program	-	215,638,281	229,145,729	233,884,636	233,903,992	233,903,992	230,357,476	230,357,476	230,357,476	229,176,102	229,176,102	222,938,398	168,168,408	70,261,490	70,261,490	7,994,345	138,329
336	Save on Energy Small Business Lighting Program	-	4,784,990	4,784,990	4,551,536	4,090,492	3,430,473	2,526,843	2,088,430	1,724,194	1,330,378	976,443	821,051	471,538	350,436	217,566	190,265	172,717
337	Save on Energy High Performance New Construction Program	-	17,005,603	17,005,603	17,005,603	17,005,603	17,005,603	17,005,603	17,005,603	17,005,603	17,005,603	17,005,603	17,005,603	17,005,603	17,005,603	16,938,882	16,934,776	14,409,070
338	Save on Energy Existing Building Commissioning Program	-	730,126	730,126	730,126	730,126	730,126	-	-	-	-	-	-	-	-	-	-	-
340	Save on Energy Process & Systems Upgrades Program	-	56,788,672	56,788,672	56,788,672	56,788,672	56,788,672	54,068,554	54,068,554	54,068,554	54,068,554	54,068,554	49,321,292	49,321,292	49,321,292	49,321,292	49,321,292	49,321,292
341	Save on Energy Energy Manager Program	-	12,026,586	10,581,705	10,142,658	9,796,650	9,796,650	6,345,555	6,345,555	6,345,555	6,301,762	6,300,827	5,530,024	5,528,567	4,712,121	2,098,707	2,098,707	276,490
343	Save on Energy Retrofit Program - P4P	-	22,695,491	22,898,534	22,987,504	22,987,504	22,987,504	22,987,504	22,987,504	22,987,504	21,611,955	21,611,955	21,418,772	21,418,772	4,631,117	4,631,117	4,631,117	2,359,430
344	Save on Energy Process & Systems Upgrades Program - P4P	-	13,565,465	13,565,465	13,565,465	13,565,465	13,565,465	13,565,465	13,565,465	13,565,465	13,565,465	13,565,465	10,731,492	10,731,492	10,731,492	10,731,492	10,731,492	10,731,492
347	Conservation on the Coast Home Assistance Local Program	-	432,145	432,145	432,145	432,145	432,145	432,145	432,145	432,145	432,145	430,816	350,992	350,992	350,992	350,992	350,992	327,288
354	PUMPsaver Local Program	-	154,237	154,237	154,237	154,237	154,237	154,237	154,237	154,237	154,237	154,237	154,237	154,237	154,237	154,237	154,237	-
356	Social Benchmarking Local Program	-	56,263,584	-	-	-	-	-	-	-	-	-	-	-	-	-	-	-
357	Air Source Heat Pump – For Residential Space Heating LDC Innovation Fund Pilot Program	-	203,083	203,083	203,083	203,083	203,083	203,083	203,083	203,083	203,083	203,083	203,083	203,083	203,083	203,083	203,083	203,083
358	Air Source Heat Pump – For Residential Water Heating LDC Innovation Fund Pilot Program	-	117,155	117,155	117,155	117,155	117,155	117,155	117,155	117,155	117,155	117,155	-	-	-	-	-	-
372	Residential Ductless Heat Pump LDC Innovation Fund Pilot Program	-	157,963	157,963	157,963	157,963	157,963	157,963	157,963	157,963	157,963	157,963	157,963	157,963	157,963	157,963	157,963	157,963
375	Small & Medium Business Energy Management System LDC Innovation Fund Pilot Program	-	66,686	66,686	66,686	66,686	66,686	66,686	66,686	66,686	66,686	66,686	-	-	-	-	-	-
391	Ontario Clean Water Agency P4P Conservation Fund Pilot Program	-	24,167	24,167	24,167	24,167	24,167	24,167	24,167	24,167	24,167	24,167	24,167	24,167	24,167	24,167	24,167	-
	Subtotal: 2017 Verified 2016 Results Adjustments	**-**	**442,912,450**	**398,914,476**	**403,069,852**	**402,282,156**	**401,622,137**	**390,264,381**	**389,825,968**	**389,457,204**	**386,462,672**	**385,898,344**	**367,609,479**	**311,534,090**	**195,892,391**	**192,984,482**	**126,009,286**	**111,062,800**
	2017 Verified 2017 Results																	
411	Save on Energy Coupon Program	-	-	403,437,234	324,531,817	324,531,817	324,531,817	324,531,817	324,531,817	324,531,817	324,526,727	324,526,727	323,728,023	317,130,031	317,064,350	317,064,350	317,035,328	270,535,082
412	Save on Energy Instant Discount Program	-	-	332,141,491	237,688,938	237,688,938	237,688,938	237,688,938	237,688,938	237,688,938	237,683,013	237,683,013	237,683,013	234,195,381	233,903,643	233,903,643	195,819,562	195,819,562
413	Save on Energy Heating & Cooling Program	-	-	87,439,371	87,439,371	87,439,371	87,439,371	87,439,371	87,439,371	87,439,371	87,439,371	87,439,371	87,439,371	87,439,371	87,438,249	87,438,249	87,438,249	87,438,249
414	Save on Energy New Construction Program	-	-	2,153,447	2,153,447	2,153,447	2,153,447	2,153,447	2,153,447	2,153,447	2,153,447	2,153,447	2,153,447	2,121,292	2,121,292	2,121,292	2,121,292	2,121,292
415	Save on Energy Home Assistance Program	-	-	8,240,971	8,240,971	8,240,971	8,240,971	8,240,971	8,240,971	8,240,971	8,240,971	8,240,971	8,226,788	6,815,188	6,782,749	6,622,121	6,622,121	6,344,267
416	Save on Energy Audit Funding Program	-	-	24,223,674	24,223,674	24,223,674	24,223,674	24,223,674	24,223,674	24,223,674	24,223,674	24,223,674	20,921,511	-	-	-	-	-
417	Save on Energy Retrofit Program	-	-	720,261,137	728,461,852	728,461,852	728,461,852	728,461,852	687,176,032	687,176,032	687,176,032	681,759,331	681,759,331	656,664,257	619,713,059	202,330,743	153,241,779	24,106,864
418	Save on Energy Small Business Lighting Program	-	-	54,572,858	54,572,858	51,988,544	49,198,947	42,201,104	33,119,442	26,699,909	21,871,758	16,310,552	12,427,761	9,834,811	6,096,019	4,975,928	3,325,643	2,943,300
419	Save on Energy High Performance New Construction Program	-	-	82,778,399	82,778,399	82,778,399	82,778,399	82,778,399	82,778,399	82,778,399	82,778,399	82,778,399	82,778,399	82,778,133	82,778,133	82,728,686	82,322,375	82,295,135
420	Save on Energy Existing Building Commissioning Program	-	-	1,607,081	1,607,081	1,607,081	1,607,081	1,607,081	-	-	-	-	-	-	-	-	-	-
421	Save on Energy Business Refrigeration Incentive Program	-	-	5,193,707	5,197,211	5,197,211	4,691,640	4,209,800	4,136,779	4,136,779	4,136,779	4,136,097	4,136,097	4,011,396	3,996,321	3,996,321	3,996,321	3,996,321
422	Save on Energy Process & Systems Upgrades Program	-	-	16,014,669	16,014,669	16,014,669	16,014,669	16,014,669	16,014,669	16,014,669	16,014,669	14,528,149	14,528,149	11,941,471	11,941,471	11,941,471	6,933,315	6,933,315
423	Save on Energy Energy Manager Program	-	-	29,476,261	24,271,607	20,992,744	16,452,517	16,452,517	10,831,360	9,953,838	9,953,838	9,600,613	9,496,663	5,724,655	4,423,499	2,750,530	1,131,650	1,131,650
425	Save on Energy Retrofit Program - P4P	-	-	23,791,318	23,791,318	23,791,318	23,791,318	23,791,318	23,791,318	23,791,318	23,791,318	22,873,535	22,873,535	22,717,649	22,717,649	3,906,335	3,906,335	3,906,335
428	Business Refrigeration Incentives Local Program	-	-	5,516,771	5,531,947	5,531,947	4,965,365	4,564,121	4,488,410	4,488,410	4,486,861	4,466,012	4,430,892	4,060,524	3,800,341	3,563,438	3,409,663	3,326,400
429	Conservation on the Coast Home Assistance Local Program	-	-	248,138	248,138	248,138	248,138	248,138	248,138	248,138	248,138	248,138	248,138	241,244	240,923	240,923	240,923	240,923
431	First Nations Conservation Local Program	-	-	3,328,257	3,328,257	3,328,257	3,328,257	3,328,257	3,328,257	3,328,257	3,328,257	3,328,257	3,308,751	2,892,097	2,853,834	2,753,331	2,753,331	2,629,520
433	Instant Savings Local Program	-	-	957,269	957,269	957,269	957,269	957,269	957,269	957,269	957,269	957,269	957,269	-	-	-	-	-
435	Pool Saver Local Program	-	-	5,957,126	5,957,126	5,957,126	5,957,126	5,957,126	5,957,126	5,957,126	5,957,126	5,957,126	5,957,126	-	-	-	-	-
436	PUMPsaver Local Program	-	-	15,790,060	15,790,060	15,790,060	15,790,060	15,790,060	15,790,060	15,790,060	15,790,060	15,790,060	15,790,060	15,790,060	15,790,060	15,790,060	15,790,060	15,790,060
438	Social Benchmarking Local Program	-	-	136,755,626	136,755,626	136,755,626	136,755,626	-	-	-	-	-	-	-	-	-	-	-
441	Block Heater Timer LDC Innovation Fund Pilot Program	-	-	458,171	458,171	458,171	458,171	458,171	458,171	458,171	458,171	458,171	458,171	-	-	-	-	-
447	Home Energy Assessment & Retrofit LDC Innovation Fund Pilot Program	-	-	374,487	374,487	374,487	374,487	374,487	374,487	374,487	353,729	353,729	353,729	171,501	59,928	59,928	59,928	59,928
448	Hotel/Motel LDC Innovation Fund Pilot Program	-	-	65,795	65,795	65,795	47,481	47,481	47,481	47,481	47,481	47,481	47,481	47,481	47,481	25,669	25,669	25,669
457	Small & Medium Business Energy Management System LDC Innovation Fund Pilot Program	-	-	895,776	895,776	895,776	895,776	895,776	895,776	895,776	895,776	895,776	895,776	-	-	-	-	-
459	Toronto Hydro – Enbridge Joint Low-Income Program LDC Innovation Fund Pilot Program	-	-	373,136	373,136	373,136	373,136	373,136	373,136	373,136	373,136	373,136	372,824	272,124	271,691	261,197	261,197	247,497
462	Save on Energy Energy Performance Program for Multi-Site Customers	-	-	10,561,702	10,561,702	10,561,702	10,561,702	10,561,702	7,563,882	6,506,023	6,506,023	4,133,406	844,387	-	-	-	-	-
463	Whole Home Pilot Program	-	-	7,376,304	7,376,304	7,376,304	7,376,304	7,332,579	7,253,343	7,253,343	7,253,343	7,253,343	7,253,343	7,253,343	7,246,693	7,246,693	7,246,693	7,246,693
469	Conservation Voltage Reduction Conservation Fund Pilot Program	-	-	1,274,792	-	-	-	-	-	-	-	-	-	-	-	-	-	-
473	Ontario Clean Water Agency P4P Conservation Fund Pilot Program	-	-	558,590	558,590	558,590	558,590	558,590	558,590	558,590	558,590	558,590	558,590	558,590	558,590	558,590	558,590	558,590
	Subtotal: 2017 Verified 2017 Results	**-**	**-**	**1,981,823,618**	**1,810,205,597**	**1,804,342,420**	**1,795,922,129**	**1,651,241,851**	**1,590,420,343**	**1,582,065,429**	**1,577,203,956**	**1,561,074,373**	**1,549,628,625**	**1,472,660,599**	**1,429,845,975**	**990,279,498**	**894,240,024**	**717,696,652**
	Total	**2,031,737,950**	**3,667,146,931**	**5,566,105,353**	**5,394,302,845**	**5,380,360,750**	**5,359,911,579**	**5,184,646,588**	**5,119,803,369**	**5,090,908,313**	**4,935,964,247**	**4,476,832,155**	**4,346,906,751**	**3,835,785,260**	**3,288,416,689**	**2,757,622,822**	**2,236,180,986**	**1,725,427,527**

Gross Verified Energy Savings

2032	2033	2034	2035	2036	2037	2038	2039	2040	2041	2042	2043	2044	2045	2046	2047	2048	2049	2050
4,696,725	4,696,725	4,696,725	-	-	-	-	-	-	-	-	-	-	-	-	-	-	-	-
18,146,542	17,413,031	-	-	-	-	-	-	-	-	-	-	-	-	-	-	-	-	-
384,167	384,167	384,167	78,311	-	-	-	-	-	-	-	-	-	-	-	-	-	-	-
-	-	-	-	-	-	-	-	-	-	-	-	-	-	-	-	-	-	-
928,605	928,605	928,605	-	-	-	-	-	-	-	-	-	-	-	-	-	-	-	-
-	-	-	-	-	-	-	-	-	-	-	-	-	-	-	-	-	-	-
-	-	-	-	-	-	-	-	-	-	-	-	-	-	-	-	-	-	-
-	-	-	-	-	-	-	-	-	-	-	-	-	-	-	-	-	-	-
-	-	-	-	-	-	-	-	-	-	-	-	-	-	-	-	-	-	-
-	-	-	-	-	-	-	-	-	-	-	-	-	-	-	-	-	-	-
10,369,889	10,369,889	10,369,889	-	-	-	-	-	-	-	-	-	-	-	-	-	-	-	-
15,251,755	15,251,755	15,251,755	-	-	-	-	-	-	-	-	-	-	-	-	-	-	-	-
90,971,430	87,275,105	-	-	-	-	-	-	-	-	-	-	-	-	-	-	-	-	-
12,697,463	12,693,997	12,693,997	7,075,579	7,075,579	7,075,579	-	-	-	-	-	-	-	-	-	-	-	-	-
-	-	-	-	-	-	-	-	-	-	-	-	-	-	-	-	-	-	-
21,245,060	21,245,060	21,245,060	-	-	-	-	-	-	-	-	-	-	-	-	-	-	-	-
-	-	-	-	-	-	-	-	-	-	-	-	-	-	-	-	-	-	-
-	-	-	-	-	-	-	-	-	-	-	-	-	-	-	-	-	-	-
-	-	-	-	-	-	-	-	-	-	-	-	-	-	-	-	-	-	-
89,487,475	89,487,475	89,487,475	-	-	-	-	-	-	-	-	-	-	-	-	-	-	-	-
134,900	-	-	-	-	-	-	-	-	-	-	-	-	-	-	-	-	-	-
-	-	-	-	-	-	-	-	-	-	-	-	-	-	-	-	-	-	-
3,479,066	3,479,066	3,479,066	386,246	-	-	-	-	-	-	-	-	-	-	-	-	-	-	-
1,213,329	1,213,329	1,213,329	347,199	-	-	-	-	-	-	-	-	-	-	-	-	-	-	-
8,479,452	8,474,467	8,474,467	-	-	-	-	-	-	-	-	-	-	-	-	-	-	-	-
277,485,858	**272,912,671**	**168,224,535**	**7,887,335**	**7,075,579**	**7,075,579**	**-**	**-**	**-**	**-**	**-**	**-**	**-**	**-**	**-**	**-**	**-**	**-**	**-**
1,131,567	1,131,567	1,131,567	-	-	-	-	-	-	-	-	-	-	-	-	-	-	-	-
2,453,325	2,392,235	-	-	-	-	-	-	-	-	-	-	-	-	-	-	-	-	-
1,330	1,330	1,330	1,330	-	-	-	-	-	-	-	-	-	-	-	-	-	-	-
28,321	28,321	28,321	20,506	-	-	-	-	-	-	-	-	-	-	-	-	-	-	-
-	-	-	-	-	-	-	-	-	-	-	-	-	-	-	-	-	-	-
225,866	225,866	225,866	-	-	-	-	-	-	-	-	-	-	-	-	-	-	-	-
567,964	511,933	483,137	483,137	483,137	483,137	483,137	483,137	483,137	-	-	-	-	-	-	-	-	-	-
26,279	26,279	26,279	-	-	-	-	-	-	-	-	-	-	-	-	-	-	-	-
-	-	-	-	-	-	-	-	-	-	-	-	-	-	-	-	-	-	-
2,428,310	2,428,310	2,428,310	-	-	-	-	-	-	-	-	-	-	-	-	-	-	-	-
128,491	128,491	128,491	-	-	-	-	-	-	-	-	-	-	-	-	-	-	-	-
2,509,768	2,437,937	-	-	-	-	-	-	-	-	-	-	-	-	-	-	-	-	-
4,070,566	4,070,299	4,070,299	3,570,075	3,570,075	3,570,075	-	-	-	-	-	-	-	-	-	-	-	-	-
-	-	-	-	-	-	-	-	-	-	-	-	-	-	-	-	-	-	-
1,062,700	1,062,700	1,062,700	-	-	-	-	-	-	-	-	-	-	-	-	-	-	-	-
-	-	-	-	-	-	-	-	-	-	-	-	-	-	-	-	-	-	-
-	-	-	-	-	-	-	-	-	-	-	-	-	-	-	-	-	-	-
170,830,827	170,830,827	170,830,827	-	-	-	-	-	-	-	-	-	-	-	-	-	-	-	-
-	-	-	-	-	-	-	-	-	-	-	-	-	-	-	-	-	-	-
1,071,823	1,071,823	1,071,823	54,114	-	-	-	-	-	-	-	-	-	-	-	-	-	-	-
186,537,137	**186,347,918**	**181,488,950**	**4,129,162**	**4,053,212**	**4,053,212**	**483,137**	**483,137**	**483,137**	**-**	**-**	**-**	**-**	**-**	**-**	**-**	**-**	**-**	**-**
206,993	205,425	205,425	205,425	190,385	190,385	190,385	-	-	-	-	-	-	-	-	-	-	-	-
-	-	-	-	-	-	-	-	-	-	-	-	-	-	-	-	-	-	-
119,025	119,025	119,025	-	-	-	-	-	-	-	-	-	-	-	-	-	-	-	-
-	-	-	-	-	-	-	-	-	-	-	-	-	-	-	-	-	-	-
2,287,903	2,287,903	2,287,903	-	-	-	-	-	-	-	-	-	-	-	-	-	-	-	-
365,413	365,413	365,413	255,157	168,051	-	-	-	-	-	-	-	-	-	-	-	-	-	-
-	-	-	-	-	-	-	-	-	-	-	-	-	-	-	-	-	-	-
92,535	92,535	92,535	92,535	92,535	92,535	92,535	-	-	-	-	-	-	-	-	-	-	-	-
1,172,979	1,172,979	1,172,979	-	-	-	-	-	-	-	-	-	-	-	-	-	-	-	-
-	-	-	-	-	-	-	-	-	-	-	-	-	-	-	-	-	-	-
9,690,912	9,690,912	9,690,912	-	-	-	-	-	-	-	-	-	-	-	-	-	-	-	-
-	-	-	-	-	-	-	-	-	-	-	-	-	-	-	-	-	-	-
13,935,760	**13,934,192**	**13,934,192**	**553,117**	**450,971**	**282,920**	**282,920**	**-**	**-**	**-**	**-**	**-**	**-**	**-**	**-**	**-**	**-**	**-**	**-**
109,302,396	-	-	-	-	-	-	-	-	-	-	-	-	-	-	-	-	-	-
108,212,762	108,212,762	106,555,728	-	-	-	-	-	-	-	-	-	-	-	-	-	-	-	-
246,301	120,459	120,172	120,172	68,864	68,864	68,864	-	-	-	-	-	-	-	-	-	-	-	-
5,072,083	5,072,083	5,072,083	5,072,083	62,896	62,896	62,896	62,896	62,896	62,896	-	-	-	-	-	-	-	-	-
-	-	-	-	-	-	-	-	-	-	-	-	-	-	-	-	-	-	-
700,131	700,131	700,131	700,131	-	-	-	-	-	-	-	-	-	-	-	-	-	-	-
703,435	375,917	313,457	253,342	227,267	212,635	126,815	113,766	82,767	-	-	-	-	-	-	-	-	-	-
20,822,320	14,045,328	10,373,416	10,148,882	9,339,236	9,339,236	9,339,236	9,339,236	9,339,236	-	-	-	-	-	-	-	-	-	-
-	-	-	-	-	-	-	-	-	-	-	-	-	-	-	-	-	-	-
895,565	895,565	683,603	683,603	-	-	-	-	-	-	-	-	-	-	-	-	-	-	-
1,640,518	1,640,518	1,640,518	1,640,518	262,725	262,725	262,725	262,725	262,725	-	-	-	-	-	-	-	-	-	-
11,465,573	11,465,573	11,465,573	11,465,573	-	-	-	-	-	-	-	-	-	-	-	-	-	-	-
-	-	-	-	-	-	-	-	-	-	-	-	-	-	-	-	-	-	-
-	-	-	-	-	-	-	-	-	-	-	-	-	-	-	-	-	-	-

Gross Verified Annual Peak Demand Savings (kW)

2015	2016	2017	2018	2019	2020	2021	2022	2023	2024	2025	2026	2027	2028
1,247	1,237	1,237	1,237	1,237	1,237	1,237	1,235	1,235	1,235	1,113	1,111	1,111	1,105
9,482	9,482	9,482	9,482	9,482	9,482	9,482	9,482	9,482	9,482	9,482	9,482	9,482	9,482
213	206	205	204	204	204	204	204	194	185	183	183	177	177
35	35	35	35	-	-	-	-	-	-	-	-	-	-
3,752	3,752	3,715	3,715	3,715	3,715	3,511	3,511	3,454	2,790	1,186	1,180	758	721
-	-	-	-	-	-	-	-	-	-	-	-	-	-
724	724	724	724	724	724	724	724	724	724	-	-	-	-
1,661	-	-	-	-	-	-	-	-	-	-	-	-	-
1,055	-	-	-	-	-	-	-	-	-	-	-	-	-
2,256	2,256	2,256	2,095	1,185	-	-	-	-	-	-	-	-	-
2,000	1,983	1,983	1,983	1,983	1,983	1,983	1,982	1,982	1,982	1,746	1,746	1,746	1,744
3,101	3,044	3,044	3,044	3,044	3,044	3,044	3,042	3,042	3,042	2,518	2,362	2,362	2,351
47,546	47,546	47,546	47,546	47,546	47,546	47,546	47,546	47,546	47,546	47,546	47,546	47,546	47,546
2,263	2,263	2,263	2,263	2,263	2,263	2,263	2,263	2,263	2,263	2,261	2,261	2,261	2,260
6,296	6,296	6,296	6,296	-	-	-	-	-	-	-	-	-	-
122,480	122,480	120,955	120,806	120,806	120,534	116,384	116,384	113,013	99,486	62,375	59,171	48,073	46,840
13,676	12,103	8,569	8,544	8,544	8,544	8,544	8,543	8,543	8,543	8,453	2,431	6	6
9,656	9,656	9,593	9,593	9,588	9,588	9,588	9,588	9,499	9,499	9,396	9,152	9,002	9,002
475	475	475	-	-	-	-	-	-	-	-	-	-	-
17,026	17,026	17,026	17,026	17,026	17,026	17,026	17,026	17,026	17,026	10,121	10,121	10,121	10,121
9,370	7,803	6,755	6,749	6,692	6,631	6,584	6,502	5,442	3,710	2,630	1,779	1,520	1,287
-	-	-	-	-	-	-	-	-	-	-	-	-	-
2,225	2,105	2,085	2,066	2,064	2,064	2,053	2,053	1,874	1,820	1,785	1,783	1,746	1,746
625	610	607	605	605	605	605	605	582	556	524	523	508	508
1,517	1,517	1,487	1,487	1,487	185	185	185	180	180	178	174	174	174
258,681	**252,599**	**246,338**	**245,500**	**238,195**	**235,375**	**230,963**	**230,875**	**226,081**	**210,069**	**161,497**	**151,005**	**136,593**	**135,070**
183	181	181	181	181	181	181	181	181	181	161	161	161	161
1,260	1,260	1,260	1,260	1,260	1,260	1,260	1,260	1,260	1,260	1,260	1,260	1,260	1,260
18	18	18	18	18	18	18	18	18	18	18	18	18	18
39	39	39	39	39	39	39	39	38	37	37	37	35	35
474	474	474	474	510	510	510	510	510	510	510	510	510	357
16,562	16,351	16,244	16,166	16,166	16,141	15,378	15,378	15,172	12,758	6,454	5,499	4,483	4,483
178	178	178	178	178	178	178	178	178	178	178	178	178	178
457	397	397	397	397	397	397	397	383	383	383	383	64	64
68	68	68	68	68	68	68	68	68	68	68	68	68	68
383	379	379	379	379	379	379	378	378	378	348	348	348	347
25	24	24	24	24	24	24	24	24	24	20	20	20	19
1,295	1,295	1,295	1,295	1,295	1,295	1,295	1,295	1,295	1,295	1,295	1,295	1,295	1,295
508	508	508	508	508	508	508	508	508	508	507	507	507	506
4,176	4,176	4,176	4,176	10,460	10,460	10,460	10,460	10,460	10,460	10,460	10,460	10,460	7,322
10,059	10,043	9,939	9,877	9,877	9,876	9,469	9,469	8,443	6,745	4,392	3,635	3,269	3,216
13,036	13,036	13,099	13,099	13,099	13,099	13,099	13,099	13,099	13,099	13,099	13,099	13,036	13,036
115	115	115	115	115	115	115	115	115	115	-	-	-	-
10,540	10,540	10,315	10,315	10,315	10,315	10,315	10,315	10,315	10,315	9,904	9,904	9,904	9,904
-	-	-	-	-	-	-	-	-	-	-	-	-	-
477	472	471	471	471	471	470	470	463	461	459	459	454	454
59,853	**59,554**	**59,180**	**59,040**	**65,360**	**65,334**	**64,163**	**64,162**	**62,908**	**58,793**	**49,553**	**47,841**	**46,070**	**42,723**
33	33	33	33	33	33	33	33	33	33	33	33	33	33
38	38	38	38	38	38	38	38	38	38	38	38	38	26
1,376	1,586	1,731	1,817	1,817	1,817	2,784	2,784	2,801	2,310	873	758	630	612
106	106	106	106	106	106	106	106	106	106	106	106	106	106
-	-	-	-	-	-	-	-	-	-	-	-	-	-
252	304	356	370	370	370	370	370	354	353	353	353	150	118
12	12	12	12	12	12	12	12	12	12	12	8	8	8
4	4	4	4	4	4	4	4	4	4	4	4	4	4
2,869	2,885	4,514	4,863	4,863	4,864	9,420	9,420	11,968	10,306	5,064	3,118	2,199	1,451
-4,828	-3,255	280	899	899	899	899	899	899	899	899	845	-2	-2
789	789	789	789	789	789	789	789	789	789	789	789	789	789
-1,302	-1,302	-1,302	-1,302	-1,302	-	-	-	-	-	-	-	-	-
-651	**1,200**	**6,561**	**7,629**	**7,629**	**8,932**	**14,455**	**14,455**	**17,004**	**14,850**	**8,171**	**6,052**	**3,955**	**3,145**
-	19,852	19,852	19,852	19,852	19,852	19,852	19,852	19,852	19,852	19,768	19,080	19,080	19,080
-	31,230	31,230	31,230	31,230	31,230	31,230	31,230	31,230	31,230	31,230	31,230	31,230	31,230
-	451	451	451	451	451	451	451	451	451	451	450	450	450
-	827	826	825	825	825	825	801	800	800	789	636	440	440
-	533	533	533	533	533	533	533	533	533	533	131	-	-
-	85,826	83,550	83,550	83,527	83,526	82,598	82,598	82,598	82,087	82,087	81,286	59,961	26,318
-	2,853	2,853	2,808	2,707	2,498	2,107	1,808	1,547	1,241	949	800	539	435
-	8,870	8,870	8,870	8,870	8,870	8,870	8,870	8,870	8,870	8,870	8,870	8,870	8,870
-	71	71	71	71	71	48	48	48	48	48	-	-	-
-	1,756	1,649	1,542	1,542	1,542	674	557	557	407	399	289	288	242
-	6,140	6,074	6,074	6,074	6,074	6,074	6,074	6,074	5,785	5,785	5,775	5,775	1,670
-	2,002	2,002	2,002	2,002	2,002	2,002	2,002	2,002	2,002	2,002	1,422	1,422	1,422
-	183	181	181	151	134	134	134	134	134	134	118	113	113
-	75	75	75	75	75	75	75	75	75	75	75	75	75

2032	2033	2034	2035	2036	2037	2038	2039	2040	2041	2042	2043	2044	2045	2046	2047	2048	2049	2050
205,088	205,088	205,088	-	-	-	-	-	-	-	-	-	-	-	-	-	-	-	-
-	-	-	-	-	-	-	-	-	-	-	-	-	-	-	-	-	-	-
-	-	-	-	-	-	-	-	-	-	-	-	-	-	-	-	-	-	-
151,306	6,369	6,369	6,369	-	-	-	-	-	-	-	-	-	-	-	-	-	-	-
64,611	19,385	19,385	19,385	-	-	-	-	-	-	-	-	-	-	-	-	-	-	-
552,282	552,282	11,101	11,101	-	-	-	-	-	-	-	-	-	-	-	-	-	-	-
-	-	-	-	-	-	-	-	-	-	-	-	-	-	-	-	-	-	-
-	-	-	-	-	-	-	-	-	-	-	-	-	-	-	-	-	-	-
2,313,183	-	-	-	-	-	-	-	-	-	-	-	-	-	-	-	-	-	-
179,955	179,955	-	-	-	-	-	-	-	-	-	-	-	-	-	-	-	-	-
-	-	-	-	-	-	-	-	-	-	-	-	-	-	-	-	-	-	-
262,527,509	**143,491,415**	**137,166,624**	**30,121,159**	**9,960,988**	**9,946,356**	**9,860,536**	**9,778,623**	**9,747,624**	**62,896**	**-**	**-**	**-**	**-**	**-**	**-**	**-**	**-**	**-**
12,148,012	-	-	-	-	-	-	-	-	-	-	-	-	-	-	-	-	-	-
1,058,354	1,058,354	1,045,602	-	-	-	-	-	-	-	-	-	-	-	-	-	-	-	-
100,911	85,323	83,829	83,829	68,299	68,299	68,299	-	-	-	-	-	-	-	-	-	-	-	-
1,355,360	1,355,360	1,355,360	1,355,360	-	-	-	-	-	-	-	-	-	-	-	-	-	-	-
-	-	-	-	-	-	-	-	-	-	-	-	-	-	-	-	-	-	-
138,329	138,329	138,329	138,329	-	-	-	-	-	-	-	-	-	-	-	-	-	-	-
167,699	24,855	24,143	19,501	17,242	15,721	2,955	557	527	-	-	-	-	-	-	-	-	-	-
12,992,621	4,610,287	2,045,612	2,045,612	2,045,612	2,045,612	2,045,612	2,045,612	2,045,612	2,045,612	2,045,612	-	-	-	-	-	-	-	-
-	-	-	-	-	-	-	-	-	-	-	-	-	-	-	-	-	-	-
49,321,292	49,321,292	49,321,292	49,321,292	-	-	-	-	-	-	-	-	-	-	-	-	-	-	-
276,490	276,490	64,528	64,528	2,942	-	-	-	-	-	-	-	-	-	-	-	-	-	-
2,359,430	2,359,430	2,359,430	2,359,430	1,099,568	1,099,568	1,099,568	1,099,568	1,099,568	-	-	-	-	-	-	-	-	-	-
10,731,492	10,731,492	10,731,492	10,731,492	-	-	-	-	-	-	-	-	-	-	-	-	-	-	-
327,288	327,288	327,288	327,288	181,163	181,163	181,163	181,163	181,163	-	-	-	-	-	-	-	-	-	-
-	-	-	-	-	-	-	-	-	-	-	-	-	-	-	-	-	-	-
-	-	-	-	-	-	-	-	-	-	-	-	-	-	-	-	-	-	-
203,083	203,083	-	-	-	-	-	-	-	-	-	-	-	-	-	-	-	-	-
-	-	-	-	-	-	-	-	-	-	-	-	-	-	-	-	-	-	-
157,963	157,963	-	-	-	-	-	-	-	-	-	-	-	-	-	-	-	-	-
-	-	-	-	-	-	-	-	-	-	-	-	-	-	-	-	-	-	-
-	-	-	-	-	-	-	-	-	-	-	-	-	-	-	-	-	-	-
91,338,324	**70,649,546**	**67,496,905**	**66,446,661**	**3,414,826**	**3,410,363**	**3,397,597**	**3,326,900**	**3,326,870**	**2,045,612**	**2,045,612**	**-**	**-**	**-**	**-**	**-**	**-**	**-**	**-**
270,535,082	31,554,933	-	-	-	-	-	-	-	-	-	-	-	-	-	-	-	-	-
149,548,539	125,986,252	-	-	-	-	-	-	-	-	-	-	-	-	-	-	-	-	-
87,438,249	87,438,249	87,438,249	84,251,245	-	-	-	-	-	-	-	-	-	-	-	-	-	-	-
1,466,812	604,771	433,480	420,200	420,200	340,695	340,695	340,695	-	-	-	-	-	-	-	-	-	-	-
6,290,798	6,290,798	6,290,798	6,290,798	6,290,798	560,684	560,684	560,684	560,684	560,684	-	-	-	-	-	-	-	-	-
-	-	-	-	-	-	-	-	-	-	-	-	-	-	-	-	-	-	-
2,460,257	2,460,257	2,460,257	2,460,257	2,460,257	-	-	-	-	-	-	-	-	-	-	-	-	-	-
2,648,845	2,255,259	1,267,946	1,054,383	902,225	689,104	621,574	467,424	400,023	343,580	250,397	229,396	163,010	88,129	82,120	76,491	76,491	72,144	72,144
74,366,808	69,920,499	49,966,784	39,711,765	39,711,765	39,000,642	39,000,642	39,000,642	39,000,642	39,000,642	39,000,642	39,000,642	-	-	-	-	-	-	-
-	-	-	-	-	-	-	-	-	-	-	-	-	-	-	-	-	-	-
-	-	-	-	-	-	-	-	-	-	-	-	-	-	-	-	-	-	-
5,985,329	5,985,329	5,985,329	5,985,329	5,985,329	-	-	-	-	-	-	-	-	-	-	-	-	-	-
112,275	112,275	112,275	112,275	112,275	-	-	-	-	-	-	-	-	-	-	-	-	-	-
368,964	368,964	368,964	368,964	368,964	-	-	-	-	-	-	-	-	-	-	-	-	-	-
-	-	-	-	-	-	-	-	-	-	-	-	-	-	-	-	-	-	-
232,778	232,778	232,778	232,778	232,778	139,918	139,918	139,918	139,918	139,918	-	-	-	-	-	-	-	-	-
2,502,019	2,502,019	2,502,019	2,502,019	2,502,019	91,879	91,879	91,879	91,879	91,879	-	-	-	-	-	-	-	-	-
-	-	-	-	-	-	-	-	-	-	-	-	-	-	-	-	-	-	-
-	-	-	-	-	-	-	-	-	-	-	-	-	-	-	-	-	-	-
-	-	-	-	-	-	-	-	-	-	-	-	-	-	-	-	-	-	-
-	-	-	-	-	-	-	-	-	-	-	-	-	-	-	-	-	-	-
-	-	-	-	-	-	-	-	-	-	-	-	-	-	-	-	-	-	-
58,055	58,055	58,055	58,055	58,055	-	-	-	-	-	-	-	-	-	-	-	-	-	-
-	-	-	-	-	-	-	-	-	-	-	-	-	-	-	-	-	-	-
-	-	-	-	-	-	-	-	-	-	-	-	-	-	-	-	-	-	-
246,485	246,485	246,485	246,485	246,485	-	-	-	-	-	-	-	-	-	-	-	-	-	-
-	-	-	-	-	-	-	-	-	-	-	-	-	-	-	-	-	-	-
7,215,277	7,215,277	7,205,479	7,066,631	1,234,190	2,744	2,744	-	-	-	-	-	-	-	-	-	-	-	-
-	-	-	-	-	-	-	-	-	-	-	-	-	-	-	-	-	-	-
-	-	-	-	-	-	-	-	-	-	-	-	-	-	-	-	-	-	-
611,476,572	**343,232,200**	**164,568,898**	**150,761,184**	**60,525,340**	**40,825,666**	**40,758,136**	**40,601,242**	**40,193,146**	**40,136,703**	**39,251,039**	**39,230,038**	**163,010**	**88,129**	**82,120**	**76,491**	**76,491**	**72,144**	**72,144**
1,443,301,160	**1,030,567,942**	**732,880,104**	**259,898,618**	**85,480,916**	**65,594,096**	**54,782,326**	**54,189,902**	**53,750,777**	**42,245,211**	**41,296,651**	**39,230,038**	**163,010**	**88,129**	**82,120**	**76,491**	**76,491**	**72,144**	**72,144**

Gross Verified Energy Savings

Gross Verified Annual Peak Demand Savings (kW)

2015	2016	2017	2018	2019	2020	2021	2022	2023	2024	2025	2026	2027	2028
-	4	4	4	4	4	4	4	4	4	4	4	4	4
-	36	36	36	36	36	30	30	30	-	-	-	-	-
-	2	2	2	2	2	2	2	2	2	6	-32	-58	-65
-	31	31	31	31	31	31	31	29	27	27	11	11	11
-	22	22	22	22	22	22	22	21	16	16	7	7	7
-	366	358	358	356	356	356	350	350	348	348	348	343	284
-	37	37	37	37	37	37	37	37	37	37	-	-	-
-	13	13	13	13	13	13	13	13	13	13	-	-	-
-	442	442	442	442	442	442	442	442	442	442	442	442	442
-	73	73	73	73	73	73	73	73	73	73	73	73	73
-	18	18	18	18	18	18	18	18	18	18	18	18	18
-	**161,713**	**159,253**	**159,100**	**158,944**	**158,717**	**156,501**	**156,055**	**155,790**	**154,495**	**154,104**	**151,033**	**129,083**	**91,119**
-	2,234	2,234	2,234	2,234	2,234	2,234	2,234	2,234	2,234	2,236	2,237	2,237	2,237
-	307	307	307	307	307	307	307	307	307	307	307	307	307
-	116	116	116	116	116	116	116	116	116	116	115	115	115
-	132	132	132	132	132	128	128	128	128	97	95	95	92
-	518	518	518	518	518	518	518	518	518	518	128	-	-
-	31,406	33,681	35,361	35,366	35,366	34,814	34,814	34,814	34,713	34,713	33,719	20,674	7,319
-	974	974	954	913	828	689	612	538	445	352	307	196	157
-	3,437	3,437	3,437	3,437	3,437	3,437	3,437	3,437	3,437	3,437	3,437	3,437	3,437
-	83	83	83	83	83	-	-	-	-	-	-	-	-
-	5,469	5,469	5,469	5,469	5,469	5,003	5,003	5,003	5,003	5,003	3,951	3,951	3,951
-	2,071	1,970	1,919	1,872	1,872	572	572	572	567	567	411	411	341
-	3,470	3,537	3,560	3,560	3,560	3,560	3,560	3,560	3,483	3,483	3,452	3,452	1,070
-	1,933	1,933	1,933	1,933	1,933	1,933	1,933	1,933	1,933	1,933	1,609	1,609	1,609
-	10	10	10	10	10	10	10	10	10	10	6	6	6
-	14	14	14	14	14	14	14	14	14	14	14	14	14
-	5,199	-	-	-	-	-	-	-	-	-	-	-	-
-	8	8	8	8	8	8	8	8	8	8	8	8	8
-	18	18	18	18	18	18	18	18	18	18	-	-	-
-	32	32	32	32	32	32	32	32	32	32	32	32	32
-	12	12	12	12	12	12	12	12	12	12	-	-	-
-	3	3	3	3	3	3	3	3	3	3	3	3	3
-	**57,446**	**54,488**	**56,120**	**56,037**	**55,952**	**53,408**	**53,331**	**53,257**	**52,981**	**52,859**	**49,831**	**36,547**	**20,698**
-	-	27,948	22,658	22,658	22,658	22,658	22,658	22,658	22,658	22,658	22,604	21,255	21,255
-	-	22,501	16,168	16,168	16,168	16,168	16,168	16,168	16,168	16,168	16,168	15,598	15,598
-	-	23,647	23,647	23,647	23,647	23,647	23,647	23,647	23,647	23,647	23,647	23,647	23,647
-	-	607	607	607	607	607	607	607	607	607	607	605	605
-	-	1,197	1,197	1,197	1,197	1,197	1,197	1,197	1,197	1,197	1,182	468	465
-	-	1,076	1,076	1,076	1,076	1,076	1,076	1,076	1,076	1,076	929	-	-
-	-	108,779	111,501	111,501	111,501	111,501	104,678	104,678	104,678	104,461	104,461	100,049	87,773
-	-	11,469	11,469	11,239	10,940	9,960	8,507	7,348	6,267	4,912	3,843	3,057	1,910
-	-	13,944	13,944	13,944	13,944	13,944	13,944	13,944	13,944	13,944	13,944	13,944	13,944
-	-	146	146	146	146	146	-	-	-	-	-	-	-
-	-	616	617	617	539	466	466	466	466	466	466	436	434
-	-	2,814	2,814	2,814	2,814	2,814	2,814	2,814	2,814	2,643	2,643	2,317	2,317
-	-	3,979	3,030	2,646	2,234	2,234	910	759	759	737	691	373	165
-	-	3,732	3,732	3,732	3,732	3,732	3,732	3,732	3,732	3,596	3,596	3,579	3,579
-	-	611	613	613	522	460	460	460	460	460	459	393	379
-	-	2	2	2	2	2	2	2	2	2	2	2	2
-	-	277	277	277	277	277	277	277	277	277	259	216	212
-	-	150	150	150	150	150	150	150	150	150	150	-	-
-	-	1,140	1,140	1,140	1,140	1,140	1,140	1,140	1,140	1,140	1,140	-	-
-	-	1,675	1,675	1,675	1,675	1,675	1,675	1,675	1,675	1,675	1,675	1,675	1,675
-	-	25,776	25,776	25,776	25,776	-	-	-	-	-	-	-	-
-	-	-	-	-	-	-	-	-	-	-	-	-	-
-	-	59	59	59	59	59	59	59	57	57	57	4	4
-	-	13	13	13	8	8	8	8	8	8	8	8	8
-	-	160	160	160	160	160	160	160	160	160	160	-	-
-	-	78	78	78	78	78	78	78	78	78	78	22	22
-	-	-	-	-	-	-	-	-	-	-	-	-	-
-	-	1,035	1,035	1,035	1,035	1,029	1,019	1,019	1,019	1,019	1,019	1,019	1,016
-	-	-	-	-	-	-	-	-	-	-	-	-	-
-	-	85	85	85	85	85	85	85	85	85	85	85	85
-	**-**	**253,516**	**243,669**	**243,055**	**242,170**	**215,273**	**205,517**	**204,207**	**203,124**	**201,223**	**199,873**	**188,752**	**175,095**
317,883	**532,512**	**779,336**	**771,058**	**769,220**	**766,480**	**734,763**	**724,395**	**719,247**	**694,312**	**627,407**	**605,635**	**541,000**	**467,850**

Gross Verified Peak Demand Savings	Gross Verified Savings

2029	2030	2031	2032	2033	2034	2035	2036	2037	2038	2039	2040	2041	2042	2043	2044	2045	2046	2047	2048	2049	2050
1,105	1,102	295	295	295	295	-	-	-	-	-	-	-	-	-	-	-	-	-	-	-	-
9,482	9,482	9,482	9,482	8,662	-	-	-	-	-	-	-	-	-	-	-	-	-	-	-	-	-
132	131	131	131	131	131	11	-	-	-	-	-	-	-	-	-	-	-	-	-	-	-
-	-	-	-	-	-	-	-	-	-	-	-	-	-	-	-	-	-	-	-	-	-
721	571	360	360	360	360	-	-	-	-	-	-	-	-	-	-	-	-	-	-	-	-
-	-	-	-	-	-	-	-	-	-	-	-	-	-	-	-	-	-	-	-	-	-
-	-	-	-	-	-	-	-	-	-	-	-	-	-	-	-	-	-	-	-	-	-
-	-	-	-	-	-	-	-	-	-	-	-	-	-	-	-	-	-	-	-	-	-
-	-	-	-	-	-	-	-	-	-	-	-	-	-	-	-	-	-	-	-	-	-
-	-	-	-	-	-	-	-	-	-	-	-	-	-	-	-	-	-	-	-	-	-
1,744	1,743	651	651	651	651	-	-	-	-	-	-	-	-	-	-	-	-	-	-	-	-
2,351	2,344	957	957	957	957	-	-	-	-	-	-	-	-	-	-	-	-	-	-	-	-
47,546	47,546	47,546	47,546	43,412	-	-	-	-	-	-	-	-	-	-	-	-	-	-	-	-	-
2,260	2,260	2,260	2,260	2,258	2,258	1,883	1,883	1,883	-	-	-	-	-	-	-	-	-	-	-	-	-
-	-	-	-	-	-	-	-	-	-	-	-	-	-	-	-	-	-	-	-	-	-
46,840	33,339	7,598	7,598	7,598	7,598	-	-	-	-	-	-	-	-	-	-	-	-	-	-	-	-
6	-	-	-	-	-	-	-	-	-	-	-	-	-	-	-	-	-	-	-	-	-
6,319	50	50	-	-	-	-	-	-	-	-	-	-	-	-	-	-	-	-	-	-	-
-	-	-	-	-	-	-	-	-	-	-	-	-	-	-	-	-	-	-	-	-	-
10,121	9,763	9,763	9,763	9,763	9,763	-	-	-	-	-	-	-	-	-	-	-	-	-	-	-	-
66	46	46	29	-	-	-	-	-	-	-	-	-	-	-	-	-	-	-	-	-	-
-	-	-	-	-	-	-	-	-	-	-	-	-	-	-	-	-	-	-	-	-	-
1,292	1,275	1,275	1,275	1,275	1,275	52	-	-	-	-	-	-	-	-	-	-	-	-	-	-	-
397	389	389	389	389	389	47	-	-	-	-	-	-	-	-	-	-	-	-	-	-	-
174	2	2	2	-	-	-	-	-	-	-	-	-	-	-	-	-	-	-	-	-	-
130,556	**110,043**	**80,805**	**80,738**	**75,751**	**23,677**	**1,993**	**1,883**	**1,883**	**-**	**-**	**-**	**-**	**-**	**-**	**-**	**-**	**-**	**-**	**-**	**-**	**-**
161	160	71	71	71	71	-	-	-	-	-	-	-	-	-	-	-	-	-	-	-	-
1,260	1,260	1,260	1,260	1,189	-	-	-	-	-	-	-	-	-	-	-	-	-	-	-	-	-
18	18	2	-	-	-	-	-	-	-	-	-	-	-	-	-	-	-	-	-	-	-
6	6	6	6	6	6	3	-	-	-	-	-	-	-	-	-	-	-	-	-	-	-
-	-	-	-	-	-	-	-	-	-	-	-	-	-	-	-	-	-	-	-	-	-
4,483	2,989	227	227	227	227	-	-	-	-	-	-	-	-	-	-	-	-	-	-	-	-
178	178	140	118	118	118	118	118	118	118	118	118	-	-	-	-	-	-	-	-	-	-
64	33	33	33	33	33	-	-	-	-	-	-	-	-	-	-	-	-	-	-	-	-
68	-	-	-	-	-	-	-	-	-	-	-	-	-	-	-	-	-	-	-	-	-
347	346	152	152	152	152	-	-	-	-	-	-	-	-	-	-	-	-	-	-	-	-
19	19	8	8	8	8	-	-	-	-	-	-	-	-	-	-	-	-	-	-	-	-
1,295	1,295	1,295	1,295	1,212	-	-	-	-	-	-	-	-	-	-	-	-	-	-	-	-	-
506	506	200	200	200	200	169	169	169	-	-	-	-	-	-	-	-	-	-	-	-	-
-	-	-	-	-	-	-	-	-	-	-	-	-	-	-	-	-	-	-	-	-	-
3,216	2,553	472	472	472	472	-	-	-	-	-	-	-	-	-	-	-	-	-	-	-	-
5,656	-	-	-	-	-	-	-	-	-	-	-	-	-	-	-	-	-	-	-	-	-
-	-	-	-	-	-	-	-	-	-	-	-	-	-	-	-	-	-	-	-	-	-
9,904	9,904	9,904	9,904	9,904	9,904	-	-	-	-	-	-	-	-	-	-	-	-	-	-	-	-
-	-	-	-	-	-	-	-	-	-	-	-	-	-	-	-	-	-	-	-	-	-
410	410	410	410	410	410	7	-	-	-	-	-	-	-	-	-	-	-	-	-	-	-
27,591	**19,677**	**14,180**	**14,156**	**14,002**	**11,601**	**297**	**287**	**287**	**118**	**118**	**118**	**-**	**-**	**-**	**-**	**-**	**-**	**-**	**-**	**-**	**-**
33	33	33	10	10	10	10	9	9	9	-	-	-	-	-	-	-	-	-	-	-	-
-	-	-	-	-	-	-	-	-	-	-	-	-	-	-	-	-	-	-	-	-	-
612	425	43	43	43	43	-	-	-	-	-	-	-	-	-	-	-	-	-	-	-	-
103	-	-	-	-	-	-	-	-	-	-	-	-	-	-	-	-	-	-	-	-	-
-	-	-	-	-	-	-	-	-	-	-	-	-	-	-	-	-	-	-	-	-	-
98	98	98	98	98	98	62	43	-	-	-	-	-	-	-	-	-	-	-	-	-	-
8	-	-	-	-	-	-	-	-	-	-	-	-	-	-	-	-	-	-	-	-	-
4	4	4	4	4	4	4	4	4	4	-	-	-	-	-	-	-	-	-	-	-	-
1,451	1,013	399	399	399	399	-	-	-	-	-	-	-	-	-	-	-	-	-	-	-	-
-2	-	-	-	-	-	-	-	-	-	-	-	-	-	-	-	-	-	-	-	-	-
789	789	789	789	789	789	-	-	-	-	-	-	-	-	-	-	-	-	-	-	-	-
-	-	-	-	-	-	-	-	-	-	-	-	-	-	-	-	-	-	-	-	-	-
3,096	**2,362**	**1,366**	**1,343**	**1,343**	**1,343**	**76**	**56**	**13**	**13**	**-**	**-**	**-**	**-**	**-**	**-**	**-**	**-**	**-**	**-**	**-**	**-**
19,062	16,630	16,630	6,862	-	-	-	-	-	-	-	-	-	-	-	-	-	-	-	-	-	-
31,230	31,230	31,230	31,230	31,230	29,375	-	-	-	-	-	-	-	-	-	-	-	-	-	-	-	-
450	450	194	32	24	23	23	22	22	22	-	-	-	-	-	-	-	-	-	-	-	-
414	414	414	407	407	407	407	407	25	25	25	25	25	-	-	-	-	-	-	-	-	-
-	-	-	-	-	-	-	-	-	-	-	-	-	-	-	-	-	-	-	-	-	-
26,318	6,222	1,042	1,042	1,042	1,042	1,042	-	-	-	-	-	-	-	-	-	-	-	-	-	-	-
325	291	260	235	101	89	72	66	63	35	32	24	-	-	-	-	-	-	-	-	-	-
8,870	8,870	6,760	5,332	4,123	3,488	3,452	3,349	3,349	3,349	3,349	3,349	-	-	-	-	-	-	-	-	-	-
-	-	-	-	-	-	-	-	-	-	-	-	-	-	-	-	-	-	-	-	-	-
237	237	105	105	105	85	85	-	-	-	-	-	-	-	-	-	-	-	-	-	-	-
1,670	1,670	648	648	648	648	648	174	174	174	174	174	-	-	-	-	-	-	-	-	-	-
1,422	1,422	1,348	1,348	1,348	1,348	1,348	-	-	-	-	-	-	-	-	-	-	-	-	-	-	-
113	113	-	-	-	-	-	-	-	-	-	-	-	-	-	-	-	-	-	-	-	-
75	75	-	-	-	-	-	-	-	-	-	-	-	-	-	-	-	-	-	-	-	-

Net Verified Annual Energy Savings (kWh)

2015	2016	2017	2018	2019	2020	2021	2022	2023	2024	2025
31,459,586	31,200,969	31,200,969	31,200,969	31,200,969	31,200,969	31,200,969	31,182,545	31,182,545	31,182,545	29,308,309
10,181,961	10,181,961	10,181,961	10,181,961	10,181,961	10,181,961	10,181,961	10,181,961	10,181,961	10,181,961	10,181,961
1,145,792	1,023,422	1,000,567	977,712	975,736	975,736	970,008	969,057	788,716	779,815	763,934
162,592	162,592	162,592	162,592	-	-	-	-	-	-	-
19,243,297	19,243,297	19,148,137	19,148,137	19,148,137	19,147,625	18,218,974	18,218,974	18,035,351	14,989,616	7,511,100
328,828	-	-	-	-	-	-	-	-	-	-
8,311,388	8,311,388	8,311,388	8,311,388	8,311,388	8,311,388	8,311,388	8,311,388	8,311,388	8,311,388	-
17,391,939	-	-	-	-	-	-	-	-	-	-
11,772,874	-	-	-	-	-	-	-	-	-	-
6,231,034	6,231,034	6,231,034	6,175,906	3,753,124	-	-	-	-	-	-
50,267,679	49,828,856	49,828,856	49,828,856	49,828,856	49,828,856	49,828,856	49,803,427	49,803,427	49,803,427	46,042,931
74,495,781	72,999,617	72,999,617	72,999,617	72,999,617	72,999,617	72,999,617	72,966,771	72,966,771	72,966,771	66,932,202
45,965,427	45,965,427	45,965,427	45,965,427	45,965,427	45,965,427	45,965,427	45,965,427	45,965,427	45,965,427	45,965,427
6,305,281	6,305,281	6,305,281	6,305,281	6,305,281	6,305,281	6,305,281	6,305,281	6,305,281	6,305,281	6,283,317
26,333,804	26,333,804	26,333,804	26,333,804	-	-	-	-	-	-	-
653,480,201	653,480,201	649,488,705	649,044,165	649,044,165	648,322,776	628,458,820	628,458,820	616,045,618	548,278,196	361,610,212
50,394,978	44,372,845	32,403,388	32,305,094	32,305,094	32,305,094	32,305,094	32,304,490	32,304,490	32,304,490	31,455,701
22,022,383	22,022,383	21,803,839	21,803,839	21,792,687	21,792,687	21,792,687	21,792,687	21,645,752	21,645,752	21,325,591
947,849	947,849	947,849	-	-	-	-	-	-	-	-
122,704,030	122,704,030	122,704,030	122,704,030	122,704,030	122,704,030	122,704,030	122,704,030	122,704,030	122,704,030	73,502,673
35,834,323	29,839,419	25,637,011	25,615,603	25,352,262	25,183,067	24,992,117	24,618,082	19,149,416	13,439,074	9,838,885
1,369,000	-	-	-	-	-	-	-	-	-	-
14,906,764	12,591,796	12,202,967	11,823,381	11,746,825	11,746,825	11,549,093	11,495,310	8,048,762	7,997,620	7,599,354
3,627,223	3,335,277	3,289,343	3,243,409	3,243,409	3,243,409	3,243,409	3,243,409	2,792,705	2,768,545	2,378,627
16,255,915	16,255,915	16,020,675	16,020,675	16,020,675	7,275,075	7,275,075	7,275,075	7,261,121	7,261,121	7,248,983
1,231,139,929	**1,183,337,363**	**1,162,167,440**	**1,160,151,846**	**1,130,879,643**	**1,117,489,823**	**1,096,302,806**	**1,095,796,734**	**1,073,492,761**	**996,885,059**	**727,949,207**
4,531,473	4,478,933	4,478,933	4,478,933	4,478,933	4,478,933	4,478,933	4,476,119	4,476,119	4,476,119	4,193,098
1,384,912	1,384,912	1,384,912	1,384,912	1,384,912	1,384,912	1,384,912	1,384,912	1,384,912	1,384,912	1,384,912
70,679	70,679	70,679	70,679	70,679	70,679	70,679	70,679	70,679	70,679	70,679
284,282	278,011	277,120	276,230	275,931	275,931	274,179	274,179	265,059	263,842	262,991
1,996,887	1,996,887	1,996,887	1,996,887	2,159,479	2,159,479	2,159,479	2,159,479	2,159,479	2,159,479	2,159,479
87,909,143	87,359,467	87,068,850	86,846,493	86,846,493	86,577,438	83,426,309	83,426,309	82,844,153	72,858,188	46,305,581
478,377	478,377	478,377	478,377	478,377	478,377	478,377	478,377	478,377	478,377	478,377
1,731,152	1,567,230	1,567,230	1,567,230	1,567,230	1,567,230	1,567,230	1,567,230	1,504,817	1,504,817	1,504,817
667,979	667,979	667,979	667,979	667,979	667,979	667,979	667,979	667,979	667,979	667,979
9,686,247	9,574,814	9,574,814	9,574,814	9,574,814	9,574,814	9,574,814	9,563,928	9,563,928	9,563,928	9,185,936
634,435	627,017	627,017	627,017	627,017	627,017	627,017	625,468	625,468	625,468	530,546
1,242,212	1,242,212	1,242,212	1,242,212	1,242,212	1,242,212	1,242,212	1,242,212	1,242,212	1,242,212	1,242,212
4,563,918	4,563,918	4,563,918	4,563,918	4,563,918	4,563,918	4,563,918	4,563,918	4,563,918	4,563,918	4,553,145
17,296,831	17,296,831	17,296,831	17,296,831	43,557,756	43,557,756	43,557,756	43,557,756	43,557,756	43,557,756	43,557,756
46,529,101	46,493,981	46,229,962	46,083,219	46,083,219	46,081,737	44,105,944	44,105,944	41,390,203	32,453,191	21,698,783
27,140,198	27,140,198	27,358,742	27,358,742	27,358,742	27,358,742	27,358,742	27,358,742	27,358,742	27,358,742	27,358,742
316,077	316,077	316,077	316,077	316,077	316,077	316,077	316,077	316,077	316,077	-
142,180,049	142,180,049	140,191,824	140,191,824	140,191,824	140,191,824	140,191,824	140,191,824	140,191,824	140,191,824	133,042,719
125,317	125,317	125,317	125,317	125,317	-	-	-	-	-	-
1,722,061	1,633,901	1,618,770	1,603,638	1,601,364	1,601,364	1,592,726	1,589,648	1,460,446	1,458,336	1,436,326
350,491,330	**349,476,790**	**347,136,451**	**346,751,329**	**373,172,273**	**372,776,419**	**367,639,107**	**367,620,780**	**364,122,148**	**345,195,844**	**299,634,078**
285,368	285,368	285,368	285,368	285,368	285,368	285,368	285,368	285,368	285,368	285,368
173,533	173,533	173,533	173,533	173,533	173,533	173,533	173,533	173,533	173,533	173,533
29,216,377	30,804,953	31,562,473	27,630,204	27,630,204	27,630,204	31,709,984	31,709,984	31,849,139	29,597,576	23,113,210
362,083	362,083	362,083	362,083	362,083	362,083	362,083	362,083	362,083	362,083	362,083
17,265,066	17,265,066	2,287,903	2,287,903	2,287,903	2,287,903	2,287,903	2,287,903	2,287,903	2,287,903	2,287,903
1,263,989	1,425,399	1,604,857	1,648,218	1,648,218	1,648,218	1,648,218	1,648,218	1,560,133	1,551,117	1,551,117
90,118	90,118	90,118	90,118	90,118	90,118	90,118	90,118	90,118	90,118	90,118
45,342	45,342	45,342	45,342	45,342	45,342	45,342	45,342	45,342	45,342	45,342
18,888,584	18,923,705	23,179,219	24,117,551	24,117,551	24,117,569	45,957,318	45,957,318	56,224,334	51,774,812	24,521,732
-17,158,166	-11,136,818	832,640	3,132,763	3,132,763	3,132,763	3,132,763	3,132,967	3,132,967	3,132,967	3,133,046
9,012,548	9,012,548	9,012,548	9,012,548	9,012,548	9,012,548	9,012,548	9,012,548	9,012,548	9,012,548	9,012,548
-8,745,600	-8,745,600	-8,745,600	-8,745,600	-8,745,600	-	-	-	-	-	-
50,699,242	**58,505,697**	**60,690,484**	**60,040,031**	**60,040,031**	**68,785,649**	**94,705,178**	**94,705,382**	**105,023,468**	**98,313,367**	**64,576,000**
-	427,989,595	427,989,595	427,989,595	427,989,595	427,989,595	427,989,595	427,989,595	427,922,915	427,922,915	426,044,792
-	76,249,162	76,249,162	76,249,162	76,249,162	76,249,162	76,249,162	76,249,162	76,249,162	76,249,162	76,249,162
-	1,624,371	1,624,371	1,624,371	1,624,371	1,624,371	1,624,371	1,624,371	1,624,371	1,624,371	1,624,371
-	7,590,437	7,564,689	7,538,941	7,538,941	7,538,941	7,496,992	7,477,014	7,468,800	7,222,156	6,041,959
-	2,799,382	2,799,382	2,799,382	2,799,382	2,799,382	2,799,382	2,799,382	2,799,382	2,799,382	2,799,382
-	537,409,653	526,301,815	526,264,383	526,186,097	526,174,806	520,530,295	520,530,295	520,530,295	517,615,730	517,615,730
-	13,854,737	13,854,737	13,338,185	12,283,732	10,760,789	8,263,042	6,462,072	5,259,007	3,989,925	2,911,751
-	18,772,882	18,772,882	18,772,882	18,772,882	18,772,882	18,772,882	18,772,882	18,772,882	18,772,882	18,772,882
-	778,676	778,676	778,676	778,676	778,676	439,257	439,257	439,257	439,257	439,257
-	16,362,558	14,420,651	13,609,714	13,429,453	13,429,453	5,976,387	5,113,637	5,113,637	3,991,133	3,943,602
-	41,083,220	40,937,376	40,937,376	40,937,376	40,937,376	40,937,376	40,937,376	40,937,376	37,498,721	37,498,721
-	10,957,531	10,957,531	10,957,531	10,957,531	10,957,531	10,957,531	10,957,531	10,957,531	10,957,531	10,957,531
-	1,173,928	1,169,607	1,169,607	1,017,433	928,060	908,198	908,198	908,198	908,198	908,198
-	834,022	834,022	834,022	834,022	834,022	834,022	834,022	834,022	834,022	834,022

2029	2030	2031	2032	2033	2034	2035	2036	2037	2038	2039	2040	2041	2042	2043	2044	2045	2046	2047	2048	2049	2050	Gross Verified Peak Demand Savings	Gross Verified Savings	Net Verified Annual Energy Savings (kWh) 2015	2016	2017	2018	2019	2020	2021	2022	2023	2024	2025
4	4	4	4	4	4	-	-	-	-	-	-	-	-	-	-	-	-	-	-	-	-			-	205,088	205,088	205,088	205,088	205,088	205,088	205,088	205,088	205,088	205,088
-	-	-	-	-	-	-	-	-	-	-	-	-	-	-	-	-	-	-	-	-	-			-	1,145,480	1,145,480	1,145,480	1,145,480	1,145,480	947,192	946,737	946,737	-	-
-	-	-	-	-	-	-	-	-	-	-	-	-	-	-	-	-	-	-	-	-	-			-	2,864,454	2,864,454	2,864,454	2,864,454	2,864,454	2,864,454	2,864,454	2,864,454	2,818,914	2,368,295
11	11	10	10	1	1	1	-	-	-	-	-	-	-	-	-	-	-	-	-	-	-			-	413,538	413,538	413,538	413,538	413,538	413,538	413,538	393,669	337,482	337,482
7	7	7	7	4	4	4	-	-	-	-	-	-	-	-	-	-	-	-	-	-	-			-	347,825	347,825	347,825	347,825	347,825	347,825	347,825	335,560	177,447	177,447
284	271	252	248	248	5	5	-	-	-	-	-	-	-	-	-	-	-	-	-	-	-			-	1,878,207	1,840,083	1,840,083	1,799,960	1,799,960	1,777,557	1,738,800	1,738,800	1,710,984	1,710,984
-	-	-	-	-	-	-	-	-	-	-	-	-	-	-	-	-	-	-	-	-	-			-	370,393	370,393	370,393	370,393	370,393	370,393	370,393	370,393	370,393	370,393
-	-	-	-	-	-	-	-	-	-	-	-	-	-	-	-	-	-	-	-	-	-			-	178,202	178,202	178,202	178,202	178,202	178,202	178,202	178,202	178,202	178,202
377	377	145	145	-	-	-	-	-	-	-	-	-	-	-	-	-	-	-	-	-	-			-	6,807,732	6,807,732	6,807,732	6,807,732	6,807,732	6,807,732	6,807,732	6,807,732	6,807,732	6,807,732
73	28	28	28	28	-	-	-	-	-	-	-	-	-	-	-	-	-	-	-	-	-			-	58,726	58,726	58,726	58,726	58,726	58,726	58,726	58,726	58,726	58,726
18	18	-	-	-	-	-	-	-	-	-	-	-	-	-	-	-	-	-	-	-	-			-	188,353	188,353	188,353	188,353	188,353	188,353	188,353	188,353	188,353	188,353
90,960	**68,340**	**59,077**	**47,683**	**39,313**	**36,519**	**7,087**	**4,018**	**3,633**	**3,605**	**3,580**	**3,572**	**25**	**-**	**-**	**-**	**-**	**-**	**-**	**-**	**-**	**-**			**-**	**1,171,938,152**	**1,158,674,370**	**1,157,283,701**	**1,155,778,404**	**1,154,154,797**	**1,137,937,552**	**1,135,214,642**	**1,133,904,549**	**1,123,678,706**	**1,119,044,062**
2,236	1,942	1,942	763	-	-	-	-	-	-	-	-	-	-	-	-	-	-	-	-	-	-			-	49,843,524	49,843,524	49,843,524	49,843,524	49,843,524	49,843,524	49,843,524	49,837,121	49,837,121	49,880,375
307	307	307	307	307	291	-	-	-	-	-	-	-	-	-	-	-	-	-	-	-	-			-	744,673	744,673	744,673	744,673	744,673	744,673	744,673	744,673	744,673	744,673
115	115	34	25	24	22	22	22	22	22	-	-	-	-	-	-	-	-	-	-	-	-			-	397,324	397,324	397,324	397,324	397,324	397,324	397,324	397,324	397,324	397,324
92	92	92	92	92	92	92	-	-	-	-	-	-	-	-	-	-	-	-	-	-	-			-	1,646,201	1,646,201	1,646,201	1,646,201	1,646,201	1,639,930	1,639,930	1,639,930	1,639,930	1,401,365
-	-	-	-	-	-	-	-	-	-	-	-	-	-	-	-	-	-	-	-	-	-			-	2,720,527	2,720,527	2,720,527	2,720,527	2,720,527	2,720,527	2,720,527	2,720,527	2,720,527	2,720,527
7,319	1,368	163	163	163	163	163	-	-	-	-	-	-	-	-	-	-	-	-	-	-	-			-	178,392,040	189,499,878	193,236,684	193,252,630	193,252,630	190,192,446	190,192,446	190,192,446	189,215,463	189,215,463
106	95	87	85	15	14	12	11	10	2	-	-	-	-	-	-	-	-	-	-	-	-			-	4,456,600	4,456,600	4,236,502	3,813,075	3,197,264	2,357,457	1,946,651	1,606,995	1,238,734	910,908
3,426	3,426	2,468	1,931	1,163	768	768	768	768	768	768	768	768	768	-	-	-	-	-	-	-	-			-	12,130,434	12,130,434	12,130,434	12,130,434	12,130,434	12,130,434	12,130,434	12,130,434	12,130,434	12,130,434
-	-	-	-	-	-	-	-	-	-	-	-	-	-	-	-	-	-	-	-	-	-			-	730,126	730,126	730,126	730,126	730,126	-	-	-	-	-
3,951	3,951	3,951	3,951	3,951	3,951	3,951	-	-	-	-	-	-	-	-	-	-	-	-	-	-	-			-	51,959,167	51,959,167	51,959,167	51,959,167	51,959,167	49,701,470	49,701,470	49,701,470	49,701,470	49,701,470
132	132	31	31	31	11	11	3	-	-	-	-	-	-	-	-	-	-	-	-	-	-			-	10,342,864	9,100,266	8,722,686	8,425,119	8,425,119	5,457,178	5,457,178	5,457,178	5,419,516	5,418,711
1,070	1,070	716	716	716	716	716	505	505	505	505	505	-	-	-	-	-	-	-	-	-	-			-	18,258,597	18,404,441	18,469,815	18,469,815	18,469,815	18,469,815	18,469,815	18,469,815	17,361,642	17,361,642
1,609	1,609	1,609	1,609	1,609	1,609	1,609	-	-	-	-	-	-	-	-	-	-	-	-	-	-	-			-	13,179,466	13,179,466	13,179,466	13,179,466	13,179,466	13,179,466	13,179,466	13,179,466	13,179,466	13,179,466
6	6	4	4	4	4	4	-	-	-	-	-	-	-	-	-	-	-	-	-	-	-			-	432,145	432,145	432,145	432,145	432,145	432,145	432,145	432,145	432,145	430,816
14	14	-	-	-	-	-	-	-	-	-	-	-	-	-	-	-	-	-	-	-	-			-	154,237	154,237	154,237	154,237	154,237	154,237	154,237	154,237	154,237	154,237
-	-	-	-	-	-	-	-	-	-	-	-	-	-	-	-	-	-	-	-	-	-			-	52,320,101	-	-	-	-	-	-	-	-	-
8	8	8	8	8	-	-	-	-	-	-	-	-	-	-	-	-	-	-	-	-	-			-	203,083	203,083	203,083	203,083	203,083	203,083	203,083	203,083	203,083	203,083
-	-	-	-	-	-	-	-	-	-	-	-	-	-	-	-	-	-	-	-	-	-			-	117,155	117,155	117,155	117,155	117,155	117,155	117,155	117,155	117,155	117,155
32	32	32	32	32	-	-	-	-	-	-	-	-	-	-	-	-	-	-	-	-	-			-	157,963	157,963	157,963	157,963	157,963	157,963	157,963	157,963	157,963	157,963
-	-	-	-	-	-	-	-	-	-	-	-	-	-	-	-	-	-	-	-	-	-			-	60,200	60,200	60,200	60,200	60,200	60,200	60,200	60,200	60,200	60,200
3	3	-	-	-	-	-	-	-	-	-	-	-	-	-	-	-	-	-	-	-	-			-	20,783	20,783	20,783	20,783	20,783	20,783	20,783	20,783	20,783	20,783
20,426	**14,170**	**11,444**	**9,717**	**8,115**	**7,641**	**7,348**	**1,309**	**1,305**	**1,297**	**1,273**	**1,273**	**768**	**768**	**-**	**-**	**-**	**-**	**-**	**-**	**-**	**-**			**-**	**398,267,210**	**355,958,193**	**359,162,695**	**358,457,647**	**357,841,836**	**347,979,810**	**347,569,004**	**347,222,945**	**344,731,866**	**344,206,595**
21,255	21,255	18,138	18,138	2,116	-	-	-	-	-	-	-	-	-	-	-	-	-	-	-	-	-			-	-	521,520,622	419,524,601	419,524,601	419,524,601	419,524,601	419,524,601	419,524,601	419,517,809	419,517,809
15,598	13,129	13,129	10,026	8,447	-	-	-	-	-	-	-	-	-	-	-	-	-	-	-	-	-			-	-	442,811,863	320,679,244	320,679,244	320,679,244	320,679,244	320,679,244	320,679,244	320,673,042	320,673,042
23,647	23,647	23,647	23,647	23,647	23,647	22,721	-	-	-	-	-	-	-	-	-	-	-	-	-	-	-			-	-	68,318,325	68,318,325	68,318,325	68,318,325	68,318,325	68,318,325	68,318,325	68,318,325	68,318,325
605	605	605	266	208	197	182	182	176	176	176	-	-	-	-	-	-	-	-	-	-	-			-	-	1,746,478	1,746,478	1,746,478	1,746,478	1,746,478	1,746,478	1,746,478	1,746,478	1,746,478
426	426	390	382	382	382	382	382	-	-	-	-	-	-	-	-	-	-	-	-	-	-			-	-	8,240,971	8,240,971	8,240,971	8,240,971	8,240,971	8,240,971	8,240,971	8,240,971	8,240,971
-	-	-	-	-	-	-	-	-	-	-	-	-	-	-	-	-	-	-	-	-	-			-	-	22,801,451	22,801,451	22,801,451	22,801,451	22,801,451	22,801,451	22,801,451	22,801,451	22,801,451
28,821	19,639	2,295	79	79	79	79	79	-	-	-	-	-	-	-	-	-	-	-	-	-	-			-	-	636,766,848	644,099,021	644,099,021	644,099,021	644,099,021	607,746,601	607,746,601	607,746,601	602,976,231
1,590	1,049	946	870	762	348	293	256	204	182	142	120	105	82	76	52	28	27	24	24	22	22			-	-	51,441,352	51,441,352	49,032,884	46,428,169	39,897,285	31,342,803	25,237,709	20,675,953	15,443,721
13,944	13,841	13,834	11,544	10,259	9,255	8,739	8,739	8,666	8,666	8,666	8,666	8,666	8,666	8,666	-	-	-	-	-	-	-			-	-	46,889,522	46,889,522	46,889,522	46,889,522	46,889,522	46,889,522	46,889,522	46,889,522	46,889,522
-	-	-	-	-	-	-	-	-	-	-	-	-	-	-	-	-	-	-	-	-	-			-	-	882,273	882,273	882,273	882,273	882,273	-	-	-	-
434	434	434	-	-	-	-	-	-	-	-	-	-	-	-	-	-	-	-	-	-	-			-	-	5,219,675	5,223,197	5,223,197	4,715,099	4,230,849	4,157,462	4,157,462	4,157,462	4,156,778
2,317	1,225	1,225	1,116	1,116	1,116	1,116	1,116	-	-	-	-	-	-	-	-	-	-	-	-	-	-			-	-	15,201,978	15,201,978	15,201,978	15,201,978	15,201,978	15,201,978	15,201,978	15,201,978	13,715,458
125	112	112	4	4	4	4	4	-	-	-	-	-	-	-	-	-	-	-	-	-	-			-	-	21,098,827	17,373,385	15,026,406	11,776,555	11,776,555	7,752,984	7,124,863	7,124,863	6,872,027
435	435	435	69	69	69	69	69	-	-	-	-	-	-	-	-	-	-	-	-	-	-			-	-	19,395,821	19,395,821	19,395,821	19,395,821	19,395,821	19,395,821	19,395,821	19,395,821	18,649,900
373	370	367	-	-	-	-	-	-	-	-	-	-	-	-	-	-	-	-	-	-	-			-	-	5,544,355	5,559,607	5,559,607	4,990,192	4,586,942	4,510,852	4,510,852	4,509,295	4,488,342
2	2	2	1	1	1	1	1	-	-	-	-	-	-	-	-	-	-	-	-	-	-			-	-	248,138	248,138	248,138	248,138	248,138	248,138	248,138	248,138	248,138
193	193	176	159	159	159	159	159	-	-	-	-	-	-	-	-	-	-	-	-	-	-			-	-	3,328,257	3,328,257	3,328,257	3,328,257	3,328,257	3,328,257	3,328,257	3,328,257	3,328,257
-	-	-	-	-	-	-	-	-	-	-	-	-	-	-	-	-	-	-	-	-	-			-	-	1,635,206	1,635,206	1,635,206	1,635,206	1,635,206	1,635,206	1,635,206	1,635,206	1,635,206
-	-	-	-	-	-	-	-	-	-	-	-	-	-	-	-	-	-	-	-	-	-			-	-	5,969,040	5,969,040	5,969,040	5,969,040	5,969,040	5,969,040	5,969,040	5,969,040	5,969,040
1,675	1,675	1,675	-	-	-	-	-	-	-	-	-	-	-	-	-	-	-	-	-	-	-			-	-	15,947,960	15,947,960	15,947,960	15,947,960	15,947,960	15,947,960	15,947,960	15,947,960	15,947,960
-	-	-	-	-	-	-	-	-	-	-	-	-	-	-	-	-	-	-	-	-	-			-	-	112,500,855	112,500,855	112,500,855	112,500,855	-	-	-	-	-
-	-	-	-	-	-	-	-	-	-	-	-	-	-	-	-	-	-	-	-	-	-			-	-	802,485	802,485	802,485	802,485	802,485	802,485	802,485	802,485	802,485
4	4	4	4	4	4	4	4	-	-	-	-	-	-	-	-	-	-	-	-	-	-			-	-	374,487	374,487	374,487	374,487	374,487	374,487	374,487	353,729	353,729
5	5	5	-	-	-	-	-	-	-	-	-	-	-	-	-	-	-	-	-	-	-			-	-	58,986	58,986	58,986	42,567	42,567	42,567	42,567	42,567	42,567
-	-	-	-	-	-	-	-	-	-	-	-	-	-	-	-	-	-	-	-	-	-			-	-	808,650	808,650	808,650	808,650	808,650	808,650	808,650	808,650	808,650
19	19	17	17	17	17	17	17	-	-	-	-	-	-	-	-	-	-	-	-	-	-			-	-	373,136	373,136	373,136	373,136	373,136	373,136	373,136	373,136	373,136
-	-	-	-	-	-	-	-	-	-	-	-	-	-	-	-	-	-	-	-	-	-			-	-	7,921,276	7,921,276	7,921,276	7,921,276	7,921,276	5,672,912	4,879,517	4,879,517	3,100,054
1,016	1,016	1,016	1,013	1,013	1,011	856	519	-	-	-	-	-	-	-	-	-	-	-	-	-	-			-	-	6,600,326	6,600,326	6,600,326	6,600,326	6,561,073	6,489,984	6,489,984	6,489,984	6,489,984
-	-	-	-	-	-	-	-	-	-	-	-	-	-	-	-	-	-	-	-	-	-			-	-	1,274,792	-	-	-	-	-	-	-	-
85	85	85	-	-	-	-	-	-	-	-	-	-	-	-	-	-	-	-	-	-	-			-	-	364,714	364,714	364,714	364,714	364,714	364,714	364,714	364,714	364,714
112,569	**99,166**	**78,537**	**67,335**	**48,283**	**36,289**	**34,622**	**11,527**	**9,046**	**9,024**	**8,984**	**8,786**	**8,771**	**8,748**	**8,742**	**52**	**28**	**27**	**24**	**24**	**22**	**22**			**-**	**-**	**2,026,088,669**	**1,804,310,742**	**1,799,555,295**	**1,792,606,797**	**1,672,648,305**	**1,620,366,629**	**1,612,840,019**	**1,608,242,954**	**1,593,953,975**
385,198	**313,758**	**245,409**	**220,972**	**186,807**	**117,070**	**51,423**	**19,080**	**16,167**	**14,057**	**13,955**	**13,749**	**9,564**	**9,516**	**8,742**	**52**	**28**	**27**	**24**	**24**	**22**	**22**			**1,632,330,501**	**3,161,525,212**	**5,110,715,607**	**4,887,700,344**	**4,877,883,293**	**4,863,655,321**	**4,717,212,758**	**4,661,273,171**	**4,636,605,890**	**4,517,047,796**	**4,149,363,917**

2026	2027	2028	2029	2030	2031	2032	2033	2034	2035	2036	2037	2038	2039	2040	2041	2042	2043	2044	2045	2046	2047	2048	2049	2050	Net Verified Energy Savings	Net Verified Annual Peak Demand Savings (k			
																										2015	2016	2017	2018
29,133,598	29,133,598	28,554,845	28,554,845	28,493,412	7,628,486	7,628,486	7,628,486	7,628,486	-	-	-	-	-	-	-	-	-	-	-	-	-	-	-	-		2,025	2,008	2,008	2,008
10,181,961	10,181,961	10,181,961	10,181,961	10,181,961	10,181,961	10,181,961	9,766,725	-	-	-	-	-	-	-	-	-	-	-	-	-	-	-	-	-		5,322	5,322	5,322	5,322
763,840	744,614	744,614	389,256	384,167	384,167	384,167	384,167	384,167	78,311	-	-	-	-	-	-	-	-	-	-	-	-	-	-	-		213	206	205	204
-	-	-	-	-	-	-	-	-	-	-	-	-	-	-	-	-	-	-	-	-	-	-	-	-		35	35	35	35
7,380,090	3,075,629	2,979,476	2,979,476	2,129,951	730,044	730,044	730,044	730,044	-	-	-	-	-	-	-	-	-	-	-	-	-	-	-	-		2,828	2,828	2,798	2,798
-	-	-	-	-	-	-	-	-	-	-	-	-	-	-	-	-	-	-	-	-	-	-	-	-		-	-	-	-
-	-	-	-	-	-	-	-	-	-	-	-	-	-	-	-	-	-	-	-	-	-	-	-	-		724	724	724	724
-	-	-	-	-	-	-	-	-	-	-	-	-	-	-	-	-	-	-	-	-	-	-	-	-		1,649	-	-	-
-	-	-	-	-	-	-	-	-	-	-	-	-	-	-	-	-	-	-	-	-	-	-	-	-		1,055	-	-	-
-	-	-	-	-	-	-	-	-	-	-	-	-	-	-	-	-	-	-	-	-	-	-	-	-		1,027	1,027	1,027	965
45,781,895	45,781,895	45,614,852	45,614,852	45,590,971	17,031,279	17,031,279	17,031,279	17,031,279	-	-	-	-	-	-	-	-	-	-	-	-	-	-	-	-		3,285	3,257	3,257	3,257
62,736,372	62,736,372	61,556,706	61,556,706	61,431,666	25,061,256	25,061,256	25,061,256	25,061,256	-	-	-	-	-	-	-	-	-	-	-	-	-	-	-	-		5,100	5,006	5,006	5,006
45,965,427	45,965,427	45,965,427	45,965,427	45,965,427	45,965,427	45,965,427	44,079,880	-	-	-	-	-	-	-	-	-	-	-	-	-	-	-	-	-		24,035	24,035	24,035	24,035
6,283,317	6,283,317	6,277,976	6,277,976	6,277,976	6,277,976	6,277,976	6,276,243	6,276,243	3,467,033	3,467,033	3,467,033	-	-	-	-	-	-	-	-	-	-	-	-	-		1,113	1,113	1,113	1,113
-	-	-	-	-	-	-	-	-	-	-	-	-	-	-	-	-	-	-	-	-	-	-	-	-		5,614	5,614	5,614	5,614
340,550,377	192,872,014	189,667,977	189,667,977	126,790,135	17,195,278	17,195,278	17,195,278	17,195,278	-	-	-	-	-	-	-	-	-	-	-	-	-	-	-	-		93,596	93,596	92,356	92,226
8,323,308	6,000	6,000	6,000	-	-	-	-	-	-	-	-	-	-	-	-	-	-	-	-	-	-	-	-	-		11,893	10,536	7,454	7,432
21,106,913	20,582,364	20,582,364	15,109,440	185,010	184,368	-	-	-	-	-	-	-	-	-	-	-	-	-	-	-	-	-	-	-		5,222	5,222	5,190	5,190
-	-	-	-	-	-	-	-	-	-	-	-	-	-	-	-	-	-	-	-	-	-	-	-	-		437	437	437	-
73,502,673	73,502,673	73,502,673	73,502,673	70,439,013	70,439,013	70,439,013	70,439,013	70,439,013	-	-	-	-	-	-	-	-	-	-	-	-	-	-	-	-		13,649	13,649	13,649	13,649
6,552,962	4,802,406	3,685,206	385,520	258,763	258,763	101,175	-	-	-	-	-	-	-	-	-	-	-	-	-	-	-	-	-	-		7,590	6,320	5,472	5,467
-	-	-	-	-	-	-	-	-	-	-	-	-	-	-	-	-	-	-	-	-	-	-	-	-		-	-	-	-
7,298,784	7,177,374	7,177,374	3,619,376	3,479,066	3,479,066	3,479,066	3,479,066	3,479,066	386,246	-	-	-	-	-	-	-	-	-	-	-	-	-	-	-		2,225	2,105	2,085	2,066
2,192,317	2,143,028	2,143,028	1,273,935	1,213,329	1,213,329	1,213,329	1,213,329	1,213,329	347,199	-	-	-	-	-	-	-	-	-	-	-	-	-	-	-		625	610	607	605
7,208,234	7,208,234	7,208,234	7,208,234	6,359,656	6,359,656	6,359,656	6,355,850	6,355,850	-	-	-	-	-	-	-	-	-	-	-	-	-	-	-	-		1,145	1,145	1,119	1,119
674,962,068	**512,196,906**	**505,848,713**	**492,293,654**	**409,180,503**	**212,390,069**	**212,048,113**	**209,640,616**	**155,794,011**	**4,278,789**	**3,467,033**	**3,467,033**	**-**	**-**	**-**	**-**	**-**	**-**	**-**	**-**	**-**	**-**	**-**	**-**	**-**		**190,407**	**184,795**	**179,513**	**178,835**
4,174,002	4,174,002	4,152,290	4,152,290	4,145,529	1,838,988	1,838,988	1,838,988	1,838,988	-	-	-	-	-	-	-	-	-	-	-	-	-	-	-	-		297	294	294	294
1,384,912	1,384,912	1,384,912	1,384,912	1,384,912	1,384,912	1,384,912	1,351,169	-	-	-	-	-	-	-	-	-	-	-	-	-	-	-	-	-		711	711	711	711
70,627	70,627	70,627	70,627	70,627	30,276	1,157	1,157	1,157	1,157	-	-	-	-	-	-	-	-	-	-	-	-	-	-	-		15	15	15	15
262,991	258,120	258,120	28,321	28,321	28,321	28,321	28,321	28,321	20,506	-	-	-	-	-	-	-	-	-	-	-	-	-	-	-		39	39	39	39
2,159,479	2,159,479	1,511,636	-	-	-	-	-	-	-	-	-	-	-	-	-	-	-	-	-	-	-	-	-	-		426	426	426	426
43,078,334	26,742,858	26,742,858	26,742,858	17,689,862	168,671	168,671	168,671	168,671	-	-	-	-	-	-	-	-	-	-	-	-	-	-	-	-		12,716	12,548	12,461	12,399
478,377	478,377	478,377	478,377	478,377	372,402	312,970	284,955	270,557	270,557	270,557	270,557	270,557	270,557	270,557	-	-	-	-	-	-	-	-	-	-		96	96	96	96
1,504,817	127,333	127,333	127,333	19,592	19,592	19,592	19,592	19,592	-	-	-	-	-	-	-	-	-	-	-	-	-	-	-	-		341	296	296	296
667,979	667,979	667,979	667,979	-	-	-	-	-	-	-	-	-	-	-	-	-	-	-	-	-	-	-	-	-		68	68	68	68
9,116,506	9,116,506	9,081,349	9,081,349	9,066,422	3,993,043	3,993,043	3,993,043	3,993,043	-	-	-	-	-	-	-	-	-	-	-	-	-	-	-	-		629	622	622	622
526,260	526,260	510,219	510,219	508,359	211,741	211,741	211,741	211,741	-	-	-	-	-	-	-	-	-	-	-	-	-	-	-	-		41	40	40	40
1,242,212	1,242,212	1,242,212	1,242,212	1,242,212	1,242,212	1,242,212	1,206,328	-	-	-	-	-	-	-	-	-	-	-	-	-	-	-	-	-		641	641	641	641
4,553,145	4,553,145	4,547,917	4,547,917	4,547,917	1,999,582	1,999,582	1,999,449	1,999,449	1,749,337	1,749,337	1,749,337	-	-	-	-	-	-	-	-	-	-	-	-	-		252	252	252	252
43,557,756	43,557,756	30,490,429	-	-	-	-	-	-	-	-	-	-	-	-	-	-	-	-	-	-	-	-	-	-		3,684	3,684	3,684	3,684
19,107,272	12,432,154	12,296,881	12,296,881	9,559,151	781,873	781,873	781,873	781,873	-	-	-	-	-	-	-	-	-	-	-	-	-	-	-	-		7,176	7,163	7,081	7,034
27,358,742	27,140,198	27,140,198	11,776,359	-	-	-	-	-	-	-	-	-	-	-	-	-	-	-	-	-	-	-	-	-		7,197	7,197	7,229	7,229
-	-	-	-	-	-	-	-	-	-	-	-	-	-	-	-	-	-	-	-	-	-	-	-	-		106	106	106	106
133,042,719	133,042,719	133,042,719	133,042,719	133,042,719	133,042,719	133,042,719	133,042,719	133,042,719	-	-	-	-	-	-	-	-	-	-	-	-	-	-	-	-		7,757	7,757	7,545	7,545
-	-	-	-	-	-	-	-	-	-	-	-	-	-	-	-	-	-	-	-	-	-	-	-	-		-	-	-	-
1,436,326	1,419,701	1,419,701	1,077,221	1,071,823	1,071,823	1,071,823	1,071,823	1,071,823	54,114	-	-	-	-	-	-	-	-	-	-	-	-	-	-	-		477	472	471	471
293,722,456	**269,094,338**	**255,165,757**	**207,227,574**	**182,855,823**	**146,186,155**	**146,097,604**	**145,999,829**	**143,427,934**	**2,095,671**	**2,019,894**	**2,019,894**	**270,557**	**270,557**	**270,557**	**-**	**-**	**-**	**-**	**-**	**-**	**-**	**-**	**-**	**-**		**42,669**	**42,427**	**42,077**	**41,968**
283,316	283,316	283,316	283,316	283,316	283,316	101,593	100,809	100,809	100,809	93,289	93,289	93,289	-	-	-	-	-	-	-	-	-	-	-	-		16	16	16	16
173,533	173,533	121,473	-	-	-	-	-	-	-	-	-	-	-	-	-	-	-	-	-	-	-	-	-	-		37	37	37	37
22,572,511	9,715,642	9,668,422	9,668,422	6,616,142	94,147	94,147	94,147	94,147	-	-	-	-	-	-	-	-	-	-	-	-	-	-	-	-		1,055	1,224	1,341	1,409
362,083	357,934	355,166	345,018	-	-	-	-	-	-	-	-	-	-	-	-	-	-	-	-	-	-	-	-	-		59	59	59	59
2,287,903	2,287,903	2,287,903	2,287,903	2,287,903	2,287,903	2,287,903	2,287,903	2,287,903	-	-	-	-	-	-	-	-	-	-	-	-	-	-	-	-		-	-	-	-
1,551,117	457,170	370,001	294,670	294,670	294,670	294,670	294,670	294,670	207,231	137,832	-	-	-	-	-	-	-	-	-	-	-	-	-	-		208	251	294	305
78,912	78,912	78,912	78,912	-	-	-	-	-	-	-	-	-	-	-	-	-	-	-	-	-	-	-	-	-		12	12	12	12
45,342	45,342	45,342	45,342	45,342	45,342	45,342	45,342	45,342	45,342	45,342	45,342	45,342	-	-	-	-	-	-	-	-	-	-	-	-		2	2	2	2
15,059,630	11,645,772	9,713,477	9,713,386	6,304,757	1,035,471	1,035,471	1,035,471	1,035,471	-	-	-	-	-	-	-	-	-	-	-	-	-	-	-	-		2,589	2,601	3,924	4,209
2,888,115	-1,844	-1,844	-1,844	-	-	-	-	-	-	-	-	-	-	-	-	-	-	-	-	-	-	-	-	-		-4,189	-2,832	250	784
9,012,548	9,012,548	9,012,548	9,012,548	9,012,548	9,012,548	9,012,548	9,012,548	9,012,548	-	-	-	-	-	-	-	-	-	-	-	-	-	-	-	-		734	734	734	734
-	-	-	-	-	-	-	-	-	-	-	-	-	-	-	-	-	-	-	-	-	-	-	-	-		-976	-976	-976	-976
54,315,010	**34,056,228**	**31,934,716**	**31,727,673**	**24,844,678**	**13,053,397**	**12,871,674**	**12,870,890**	**12,870,890**	**353,382**	**276,463**	**138,631**	**138,631**	**-**	**-**	**-**	**-**	**-**	**-**	**-**	**-**	**-**	**-**	**-**	**-**		**-453**	**1,128**	**5,693**	**6,591**
420,877,511	420,619,815	420,619,815	418,461,528	364,015,139	364,015,139	153,606,528	-	-	-	-	-	-	-	-	-	-	-	-	-	-	-	-	-	-		-	27,830	27,830	27,830
76,249,162	76,249,162	76,249,162	76,249,162	76,249,162	76,249,162	76,249,162	76,249,162	74,592,128	-	-	-	-	-	-	-	-	-	-	-	-	-	-	-	-		-	22,421	22,421	22,421
1,606,492	1,606,492	1,606,492	1,606,492	1,606,492	961,546	181,916	72,433	72,184	72,184	27,546	27,546	27,546	-	-	-	-	-	-	-	-	-	-	-	-		-	355	355	355
5,258,593	5,253,037	5,147,950	5,147,950	5,147,950	5,072,083	5,072,083	5,072,083	5,072,083	5,072,083	62,896	62,896	62,896	62,896	62,896	62,896	-	-	-	-	-	-	-	-	-		-	827	826	825
691,135	-	-	-	-	-	-	-	-	-	-	-	-	-	-	-	-	-	-	-	-	-	-	-	-		-	365	365	365
513,117,692	409,585,076	148,432,334	148,328,196	22,252,758	587,335	587,335	587,335	587,335	587,335	-	-	-	-	-	-	-	-	-	-	-	-	-	-	-		-	72,374	70,461	70,461
2,420,614	1,586,785	1,278,107	977,989	868,455	751,066	653,877	348,450	291,110	234,523	210,337	196,693	117,749	105,892	77,009	-	-	-	-	-	-	-	-	-	-		-	2,612	2,612	2,569
18,772,882	18,772,882	18,772,882	18,772,882	18,772,882	15,623,052	13,365,574	9,015,512	6,658,560	6,514,434	5,994,733	5,994,733	5,994,733	5,994,733	5,994,733	-	-	-	-	-	-	-	-	-	-		-	5,693	5,693	5,693
-	-	-	-	-	-	-	-	-	-	-	-	-	-	-	-	-	-	-	-	-	-	-	-	-		-	61	61	61
3,103,889	3,090,005	1,773,461	1,766,742	1,766,742	770,186	770,186	770,186	587,899	587,899	-	-	-	-	-	-	-	-	-	-	-	-	-	-	-		-	1,510	1,418	1,326
37,425,710	37,425,710	8,340,638	8,340,638	8,340,638	1,211,803	1,211,803	1,211,803	1,211,803	1,211,803	192,185	192,185	192,185	192,185	192,185	-	-	-	-	-	-	-	-	-	-		-	4,244	4,197	4,197
10,395,431	10,395,431	10,395,431	10,395,431	10,395,431	9,172,458	9,172,458	9,172,458	9,172,458	9,172,458	-	-	-	-	-	-	-	-	-	-	-	-	-	-	-		-	1,596	1,596	1,596
852,964	827,212	827,212	827,212	827,212	-	-	-	-	-	-	-	-	-	-	-	-	-	-	-	-	-	-	-	-		-	160	158	158
834,022	834,022	834,022	834,022	834,022	-	-	-	-	-	-	-	-	-	-	-	-	-	-	-	-	-	-	-	-		-	75	75	75

2026	2027	2028	2029	2030	2031	2032	2033	2034	2035	2036	2037	2038	2039	2040	2041	2042	2043	2044	2045	2046	2047	2048	2049	2050	Net Verified Energy Savings	Net Verified Annual Peak Demand Savings (k			
																										2015	2016	2017	2018
205,088	205,088	205,088	205,088	205,088	205,088	205,088	205,088	205,088	-	-	-	-	-	-	-	-	-	-	-	-	-	-	-	-		-	4	4	4
-	-	-	-	-	-	-	-	-	-	-	-	-	-	-	-	-	-	-	-	-	-	-	-	-		-	36	36	36
1,505,216	1,006,874	660,644	-	-	-	-	-	-	-	-	-	-	-	-	-	-	-	-	-	-	-	-	-	-		-	2	2	2
178,846	146,534	146,534	141,630	141,630	135,363	135,363	6,369	6,369	6,369	-	-	-	-	-	-	-	-	-	-	-	-	-	-	-		-	29	29	29
85,625	85,625	85,625	82,811	82,811	78,050	78,050	18,804	18,804	18,804	-	-	-	-	-	-	-	-	-	-	-	-	-	-	-		-	23	23	23
1,621,620	1,604,782	1,422,206	1,372,626	1,344,457	705,160	673,655	673,655	13,541	13,541	-	-	-	-	-	-	-	-	-	-	-	-	-	-	-		-	828	809	809
-	-	-	-	-	-	-	-	-	-	-	-	-	-	-	-	-	-	-	-	-	-	-	-	-		-	27	27	27
-	-	-	-	-	-	-	-	-	-	-	-	-	-	-	-	-	-	-	-	-	-	-	-	-		-	199	199	199
6,807,732	6,807,732	6,807,732	5,836,033	5,836,033	2,259,556	2,259,556	-	-	-	-	-	-	-	-	-	-	-	-	-	-	-	-	-	-		-	428	428	428
58,726	58,726	58,726	58,726	40,127	40,127	40,127	40,127	-	-	-	-	-	-	-	-	-	-	-	-	-	-	-	-	-		-	9	9	9
188,353	188,353	188,353	188,353	188,353	-	-	-	-	-	-	-	-	-	-	-	-	-	-	-	-	-	-	-	-		-	18	18	18
1,102,257,303	**996,349,343**	**703,852,414**	**699,593,511**	**518,915,382**	**477,837,174**	**264,262,761**	**103,443,465**	**98,489,362**	**23,491,433**	**6,487,697**	**6,474,053**	**6,395,109**	**6,355,706**	**6,326,823**	**62,896**	**-**	**-**	**-**	**-**	**-**	**-**	**-**	**-**	**-**		**-**	**141,726**	**139,652**	**139,516**
49,802,786	49,837,578	49,837,578	49,702,288	43,053,039	43,053,039	17,291,836	-	-	-	-	-	-	-	-	-	-	-	-	-	-	-	-	-	-		-	3,174	3,174	3,174
744,673	744,673	744,673	744,673	744,673	744,673	744,673	744,673	731,921	-	-	-	-	-	-	-	-	-	-	-	-	-	-	-	-		-	220	220	220
389,064	389,064	389,064	389,064	389,064	185,673	55,692	42,131	40,831	40,831	27,320	27,320	27,320	-	-	-	-	-	-	-	-	-	-	-	-		-	85	85	85
1,365,042	1,365,042	1,355,464	1,355,464	1,355,464	1,355,360	1,355,360	1,355,360	1,355,360	1,355,360	-	-	-	-	-	-	-	-	-	-	-	-	-	-	-		-	132	132	132
671,666	-	-	-	-	-	-	-	-	-	-	-	-	-	-	-	-	-	-	-	-	-	-	-	-		-	355	355	355
184,093,730	139,517,924	58,206,896	58,206,896	6,699,113	121,890	121,890	121,890	121,890	121,890	-	-	-	-	-	-	-	-	-	-	-	-	-	-	-		-	26,368	28,280	29,603
768,211	441,707	327,171	203,158	177,925	161,415	156,739	23,645	22,982	18,323	16,148	14,721	2,789	555	527	-	-	-	-	-	-	-	-	-	-		-	895	895	877
12,130,434	12,130,434	12,130,434	12,087,607	12,084,971	10,463,753	9,554,553	2,959,283	1,313,052	1,313,052	1,313,052	1,313,052	1,313,052	1,313,052	1,313,052	1,313,052	1,313,052	-	-	-	-	-	-	-	-		-	2,206	2,206	2,206
-	-	-	-	-	-	-	-	-	-	-	-	-	-	-	-	-	-	-	-	-	-	-	-	-		-	83	83	83
45,980,110	45,980,110	45,980,110	45,980,110	45,980,110	45,980,110	45,980,110	45,980,110	45,980,110	45,980,110	-	-	-	-	-	-	-	-	-	-	-	-	-	-	-		-	4,682	4,682	4,682
4,755,821	4,754,568	4,052,424	1,804,888	1,804,888	237,782	237,782	237,782	55,494	55,494	2,530	-	-	-	-	-	-	-	-	-	-	-	-	-	-		-	1,781	1,694	1,651
17,207,020	17,207,020	3,733,529	3,733,529	3,733,529	1,910,616	1,910,616	1,910,616	1,910,616	1,910,616	911,707	911,707	911,707	911,707	911,707	-	-	-	-	-	-	-	-	-	-		-	2,874	2,921	2,938
10,731,492	10,731,492	10,731,492	10,731,492	10,731,492	10,731,492	10,731,492	10,731,492	10,731,492	10,731,492	-	-	-	-	-	-	-	-	-	-	-	-	-	-	-		-	1,888	1,888	1,888
350,992	350,992	350,992	350,992	350,992	327,288	327,288	327,288	327,288	327,288	181,163	181,163	181,163	181,163	181,163	-	-	-	-	-	-	-	-	-	-		-	10	10	10
154,237	154,237	154,237	154,237	154,237	-	-	-	-	-	-	-	-	-	-	-	-	-	-	-	-	-	-	-	-		-	14	14	14
-	-	-	-	-	-	-	-	-	-	-	-	-	-	-	-	-	-	-	-	-	-	-	-	-		-	4,887	-	-
203,083	203,083	203,083	203,083	203,083	203,083	203,083	203,083	-	-	-	-	-	-	-	-	-	-	-	-	-	-	-	-	-		-	8	8	8
-	-	-	-	-	-	-	-	-	-	-	-	-	-	-	-	-	-	-	-	-	-	-	-	-		-	18	18	18
157,963	157,963	157,963	157,963	157,963	157,963	157,963	157,963	-	-	-	-	-	-	-	-	-	-	-	-	-	-	-	-	-		-	32	32	32
-	-	-	-	-	-	-	-	-	-	-	-	-	-	-	-	-	-	-	-	-	-	-	-	-		-	11	11	11
20,783	20,783	20,783	20,783	20,783	-	-	-	-	-	-	-	-	-	-	-	-	-	-	-	-	-	-	-	-		-	3	3	3
329,527,107	**283,986,670**	**188,375,893**	**185,826,227**	**127,641,326**	**115,634,137**	**88,829,077**	**64,795,316**	**62,591,036**	**61,854,456**	**2,451,920**	**2,447,963**	**2,436,031**	**2,406,477**	**2,406,449**	**1,313,052**	**1,313,052**	**-**	**-**	**-**	**-**	**-**	**-**	**-**	**-**		**-**	**49,726**	**46,711**	**47,990**
418,479,414	409,925,350	409,838,658	409,838,658	409,800,758	349,599,974	349,599,974	40,958,605	-	-	-	-	-	-	-	-	-	-	-	-	-	-	-	-	-		-	-	36,136	29,298
320,673,042	314,834,838	314,286,062	314,286,062	265,372,210	265,372,210	205,542,793	162,907,516	-	-	-	-	-	-	-	-	-	-	-	-	-	-	-	-	-		-	-	30,369	22,180
68,318,325	68,318,325	68,317,203	68,317,203	68,317,203	68,317,203	68,317,203	68,317,203	68,317,203	64,873,459	-	-	-	-	-	-	-	-	-	-	-	-	-	-	-		-	-	19,181	19,181
1,746,478	1,719,789	1,719,789	1,719,789	1,719,789	1,719,789	1,176,571	461,077	318,905	307,882	307,882	241,893	241,893	241,893	-	-	-	-	-	-	-	-	-	-	-		-	-	483	483
8,226,788	6,815,188	6,782,749	6,622,121	6,622,121	6,344,267	6,290,798	6,290,798	6,290,798	6,290,798	6,290,798	560,684	560,684	560,684	560,684	560,684	-	-	-	-	-	-	-	-	-		-	-	1,197	1,197
19,693,165	-	-	-	-	-	-	-	-	-	-	-	-	-	-	-	-	-	-	-	-	-	-	-	-		-	-	1,013	1,013
602,976,231	580,699,192	547,645,598	178,932,270	135,678,527	21,576,136	2,456,402	2,456,402	2,456,402	2,456,402	2,456,402	-	-	-	-	-	-	-	-	-	-	-	-	-	-		-	-	103,145	105,820
11,766,034	9,283,903	5,766,987	4,687,616	3,131,468	2,769,793	2,487,544	2,116,408	1,203,344	1,001,157	857,667	656,167	593,704	445,799	381,766	327,515	235,863	213,951	152,962	80,908	75,219	70,057	70,057	66,071	66,071		-	-	10,734	10,734
46,889,522	46,889,372	46,889,372	46,839,925	46,609,877	46,594,454	42,105,537	39,588,093	28,290,555	22,484,294	22,484,294	22,081,665	22,081,665	22,081,665	22,081,665	22,081,665	22,081,665	22,081,665	-	-	-	-	-	-	-		-	-	7,895	7,895
-	-	-	-	-	-	-	-	-	-	-	-	-	-	-	-	-	-	-	-	-	-	-	-	-		-	-	80	80
4,156,778	4,031,453	4,016,303	4,016,303	4,016,303	4,016,303	-	-	-	-	-	-	-	-	-	-	-	-	-	-	-	-	-	-	-		-	-	734	735
13,715,458	11,426,167	11,426,167	11,426,167	6,418,012	6,418,012	5,564,824	5,564,824	5,564,824	5,564,824	5,564,824	-	-	-	-	-	-	-	-	-	-	-	-	-	-		-	-	2,644	2,644
6,797,621	4,097,653	3,166,298	1,968,803	810,024	810,024	80,365	80,365	80,365	80,365	80,365	-	-	-	-	-	-	-	-	-	-	-	-	-	-		-	-	2,848	2,169
18,649,900	18,525,000	18,525,000	3,165,114	3,165,114	3,165,114	303,095	303,095	303,095	303,095	303,095	-	-	-	-	-	-	-	-	-	-	-	-	-	-		-	-	3,090	3,090
4,453,046	4,080,827	3,819,343	3,581,255	3,426,711	3,343,032	-	-	-	-	-	-	-	-	-	-	-	-	-	-	-	-	-	-	-		-	-	728	730
248,138	241,244	240,923	240,923	240,923	240,923	232,778	232,778	232,778	232,778	232,778	139,918	139,918	139,918	139,918	139,918	-	-	-	-	-	-	-	-	-		-	-	2	2
3,308,751	2,892,097	2,853,834	2,753,331	2,753,331	2,629,520	2,502,019	2,502,019	2,502,019	2,502,019	2,502,019	91,879	91,879	91,879	91,879	91,879	-	-	-	-	-	-	-	-	-		-	-	277	277
1,635,206	-	-	-	-	-	-	-	-	-	-	-	-	-	-	-	-	-	-	-	-	-	-	-	-		-	-	256	256
5,969,040	-	-	-	-	-	-	-	-	-	-	-	-	-	-	-	-	-	-	-	-	-	-	-	-		-	-	1,142	1,142
15,947,960	15,947,960	15,947,960	15,947,960	15,947,960	15,947,960	-	-	-	-	-	-	-	-	-	-	-	-	-	-	-	-	-	-	-		-	-	2,021	2,021
-	-	-	-	-	-	-	-	-	-	-	-	-	-	-	-	-	-	-	-	-	-	-	-	-		-	-	23,971	23,971
802,485	-	-	-	-	-	-	-	-	-	-	-	-	-	-	-	-	-	-	-	-	-	-	-	-		-	-	-	-
353,729	171,501	59,928	59,928	59,928	59,928	58,055	58,055	58,055	58,055	58,055	-	-	-	-	-	-	-	-	-	-	-	-	-	-		-	-	59	59
42,567	42,567	42,567	23,012	23,012	23,012	-	-	-	-	-	-	-	-	-	-	-	-	-	-	-	-	-	-	-		-	-	12	12
808,650	-	-	-	-	-	-	-	-	-	-	-	-	-	-	-	-	-	-	-	-	-	-	-	-		-	-	146	146
372,824	272,124	271,691	261,197	261,197	247,497	246,485	246,485	246,485	246,485	246,485	-	-	-	-	-	-	-	-	-	-	-	-	-	-		-	-	78	78
633,290	-	-	-	-	-	-	-	-	-	-	-	-	-	-	-	-	-	-	-	-	-	-	-	-		-	-	-	-
6,489,984	6,489,984	6,484,006	6,484,006	6,484,006	6,484,006	6,455,824	6,455,824	6,447,033	6,322,682	1,106,526	2,466	2,466	-	-	-	-	-	-	-	-	-	-	-	-		-	-	927	927
-	-	-	-	-	-	-	-	-	-	-	-	-	-	-	-	-	-	-	-	-	-	-	-	-		-	-	-	-
364,714	364,714	364,714	364,714	364,714	364,714	-	-	-	-	-	-	-	-	-	-	-	-	-	-	-	-	-	-	-		-	-	56	56
1,583,519,140	**1,507,069,248**	**1,468,465,152**	**1,081,536,357**	**981,223,188**	**806,043,871**	**693,420,267**	**338,539,547**	**122,311,861**	**112,724,295**	**42,491,190**	**23,774,672**	**23,712,209**	**23,561,838**	**23,255,912**	**23,201,661**	**22,317,528**	**22,295,616**	**152,962**	**80,908**	**75,219**	**70,057**	**70,057**	**66,071**	**66,071**		**-**	**-**	**249,224**	**236,196**
4,038,303,084	**3,602,752,733**	**3,153,642,645**	**2,698,204,996**	**2,244,660,900**	**1,771,144,803**	**1,417,529,496**	**875,289,663**	**595,485,094**	**204,798,026**	**57,194,197**	**38,322,246**	**32,952,537**	**32,594,578**	**32,259,741**	**24,577,609**	**23,630,580**	**22,295,616**	**152,962**	**80,908**	**75,219**	**70,057**	**70,057**	**66,071**	**66,071**		**232,623**	**419,802**	**662,870**	**651,096**

(kW)																															
2019	2020	2021	2022	2023	2024	2025	2026	2027	2028	2029	2030	2031	2032	2033	2034	2035	2036	2037	2038	2039	2040	2041	2042	2043	2044	2045	2046	2047	2048	2049	2050
2,008	2,008	2,008	2,006	2,006	2,006	1,807	1,803	1,803	1,794	1,794	1,789	479	479	479	479	-	-	-	-	-	-	-	-	-	-	-	-	-	-	-	-
5,322	5,322	5,322	5,322	5,322	5,322	5,322	5,322	5,322	5,322	5,322	5,322	5,322	5,322	4,858	-	-	-	-	-	-	-	-	-	-	-	-	-	-	-	-	-
204	204	204	204	194	185	183	183	177	177	132	131	131	131	131	131	11	-	-	-	-	-	-	-	-	-	-	-	-	-	-	-
-	-	-	-	-	-	-	-	-	-	-	-	-	-	-	-	-	-	-	-	-	-	-	-	-	-	-	-	-	-	-	-
2,798	2,798	2,646	2,646	2,602	2,108	915	911	570	540	540	429	277	277	277	277	-	-	-	-	-	-	-	-	-	-	-	-	-	-	-	-
-	-	-	-	-	-	-	-	-	-	-	-	-	-	-	-	-	-	-	-	-	-	-	-	-	-	-	-	-	-	-	-
724	724	724	724	724	724	-	-	-	-	-	-	-	-	-	-	-	-	-	-	-	-	-	-	-	-	-	-	-	-	-	-
-	-	-	-	-	-	-	-	-	-	-	-	-	-	-	-	-	-	-	-	-	-	-	-	-	-	-	-	-	-	-	-
-	-	-	-	-	-	-	-	-	-	-	-	-	-	-	-	-	-	-	-	-	-	-	-	-	-	-	-	-	-	-	-
552	-	-	-	-	-	-	-	-	-	-	-	-	-	-	-	-	-	-	-	-	-	-	-	-	-	-	-	-	-	-	-
3,257	3,257	3,257	3,254	3,254	3,254	2,867	2,867	2,867	2,864	2,864	2,862	1,069	1,069	1,069	1,069	-	-	-	-	-	-	-	-	-	-	-	-	-	-	-	-
5,006	5,006	5,006	5,002	5,002	5,002	4,141	3,886	3,886	3,868	3,868	3,857	1,573	1,573	1,573	1,573	-	-	-	-	-	-	-	-	-	-	-	-	-	-	-	-
24,035	24,035	24,035	24,035	24,035	24,035	24,035	24,035	24,035	24,035	24,035	24,035	24,035	24,035	21,926	-	-	-	-	-	-	-	-	-	-	-	-	-	-	-	-	-
1,113	1,113	1,113	1,113	1,113	1,113	1,111	1,111	1,111	1,111	1,111	1,111	1,111	1,111	1,110	1,110	923	923	923	-	-	-	-	-	-	-	-	-	-	-	-	-
-	-	-	-	-	-	-	-	-	-	-	-	-	-	-	-	-	-	-	-	-	-	-	-	-	-	-	-	-	-	-	-
92,226	92,012	88,878	88,878	86,118	75,903	47,527	44,866	35,846	34,853	34,853	24,880	6,063	6,063	6,063	6,063	-	-	-	-	-	-	-	-	-	-	-	-	-	-	-	-
7,432	7,432	7,432	7,432	7,432	7,432	7,353	2,124	6	6	6	-	-	-	-	-	-	-	-	-	-	-	-	-	-	-	-	-	-	-	-	-
5,188	5,188	5,188	5,188	5,143	5,143	5,092	4,970	4,895	4,895	3,504	25	25	-	-	-	-	-	-	-	-	-	-	-	-	-	-	-	-	-	-	-
-	-	-	-	-	-	-	-	-	-	-	-	-	-	-	-	-	-	-	-	-	-	-	-	-	-	-	-	-	-	-	-
13,649	13,649	13,649	13,649	13,649	13,649	7,992	7,992	7,992	7,992	7,992	7,642	7,642	7,642	7,642	7,642	-	-	-	-	-	-	-	-	-	-	-	-	-	-	-	-
5,420	5,371	5,333	5,267	4,408	3,005	2,131	1,441	1,231	1,043	54	37	37	23	-	-	-	-	-	-	-	-	-	-	-	-	-	-	-	-	-	-
-	-	-	-	-	-	-	-	-	-	-	-	-	-	-	-	-	-	-	-	-	-	-	-	-	-	-	-	-	-	-	-
2,064	2,064	2,053	2,053	1,874	1,820	1,785	1,783	1,746	1,746	1,292	1,275	1,275	1,275	1,275	1,275	52	-	-	-	-	-	-	-	-	-	-	-	-	-	-	-
605	605	605	605	582	556	524	523	508	508	397	389	389	389	389	389	47	-	-	-	-	-	-	-	-	-	-	-	-	-	-	-
1,119	142	142	142	139	139	137	133	133	133	133	1	1	1	-	-	-	-	-	-	-	-	-	-	-	-	-	-	-	-	-	-
172,722	**170,930**	**167,595**	**167,520**	**163,597**	**151,396**	**112,922**	**103,950**	**92,128**	**90,887**	**87,897**	**73,785**	**49,429**	**49,390**	**46,792**	**20,008**	**1,033**	**923**	**923**	**-**	**-**	**-**	**-**	**-**	**-**	**-**	**-**	**-**	**-**	**-**	**-**	**-**
294	294	294	294	294	294	261	261	261	261	261	260	115	115	115	115	-	-	-	-	-	-	-	-	-	-	-	-	-	-	-	-
711	711	711	711	711	711	711	711	711	711	711	711	711	711	672	-	-	-	-	-	-	-	-	-	-	-	-	-	-	-	-	-
15	15	15	15	15	15	15	15	15	15	15	15	2	-	-	-	-	-	-	-	-	-	-	-	-	-	-	-	-	-	-	-
39	39	39	39	38	37	37	37	35	35	6	6	6	6	6	6	3	-	-	-	-	-	-	-	-	-	-	-	-	-	-	-
460	460	460	460	460	460	460	460	460	322	-	-	-	-	-	-	-	-	-	-	-	-	-	-	-	-	-	-	-	-	-	-
12,399	12,377	11,786	11,786	11,622	9,754	4,879	4,140	3,304	3,304	3,304	2,197	170	170	170	170	-	-	-	-	-	-	-	-	-	-	-	-	-	-	-	-
96	96	96	96	96	96	96	96	96	96	96	96	77	66	66	66	66	66	66	66	66	66	-	-	-	-	-	-	-	-	-	-
296	296	296	296	286	286	286	286	48	48	48	25	25	25	25	25	-	-	-	-	-	-	-	-	-	-	-	-	-	-	-	-
68	68	68	68	68	68	68	68	68	68	68	-	-	-	-	-	-	-	-	-	-	-	-	-	-	-	-	-	-	-	-	-
622	622	622	621	621	621	571	571	571	571	571	569	251	251	251	251	-	-	-	-	-	-	-	-	-	-	-	-	-	-	-	-
40	40	40	40	40	40	32	32	32	32	32	32	13	13	13	13	-	-	-	-	-	-	-	-	-	-	-	-	-	-	-	-
641	641	641	641	641	641	641	641	641	641	641	641	641	641	600	-	-	-	-	-	-	-	-	-	-	-	-	-	-	-	-	-
252	252	252	252	252	252	252	252	252	252	252	252	98	98	98	98	83	83	83	-	-	-	-	-	-	-	-	-	-	-	-	-
9,657	9,657	9,657	9,657	9,657	9,657	9,657	9,657	9,657	6,760	-	-	-	-	-	-	-	-	-	-	-	-	-	-	-	-	-	-	-	-	-	-
7,034	7,033	6,743	6,743	5,982	4,770	3,073	2,512	2,228	2,185	2,185	1,738	340	340	340	340	-	-	-	-	-	-	-	-	-	-	-	-	-	-	-	-
7,229	7,229	7,229	7,229	7,229	7,229	7,229	7,229	7,197	7,197	3,123	-	-	-	-	-	-	-	-	-	-	-	-	-	-	-	-	-	-	-	-	-
106	106	106	106	106	106	-	-	-	-	-	-	-	-	-	-	-	-	-	-	-	-	-	-	-	-	-	-	-	-	-	-
7,545	7,545	7,545	7,545	7,545	7,545	7,139	7,139	7,139	7,139	7,139	7,139	7,139	7,139	7,139	7,139	-	-	-	-	-	-	-	-	-	-	-	-	-	-	-	-
-	-	-	-	-	-	-	-	-	-	-	-	-	-	-	-	-	-	-	-	-	-	-	-	-	-	-	-	-	-	-	-
471	471	470	470	463	461	459	459	454	454	410	410	410	410	410	410	7	-	-	-	-	-	-	-	-	-	-	-	-	-	-	-
47,975	**47,952**	**47,070**	**47,069**	**46,126**	**43,043**	**35,866**	**34,566**	**33,169**	**30,091**	**18,862**	**14,091**	**9,998**	**9,985**	**9,905**	**8,633**	**159**	**149**	**149**	**66**	**66**	**66**	**-**	**-**	**-**	**-**	**-**	**-**	**-**	**-**	**-**	**-**
16	16	16	16	16	16	16	16	16	16	16	16	16	5	5	5	5	4	4	4	-	-	-	-	-	-	-	-	-	-	-	-
37	37	37	37	37	37	37	37	37	26	-	-	-	-	-	-	-	-	-	-	-	-	-	-	-	-	-	-	-	-	-	-
1,409	1,409	2,151	2,151	2,163	1,774	652	568	461	446	446	309	34	34	34	34	-	-	-	-	-	-	-	-	-	-	-	-	-	-	-	-
59	59	59	59	59	59	59	59	59	59	57	-	-	-	-	-	-	-	-	-	-	-	-	-	-	-	-	-	-	-	-	-
-	-	-	-	-	-	-	-	-	-	-	-	-	-	-	-	-	-	-	-	-	-	-	-	-	-	-	-	-	-	-	-
305	305	305	305	293	292	292	292	123	97	81	81	81	81	81	81	51	36	-	-	-	-	-	-	-	-	-	-	-	-	-	-
12	12	12	12	12	12	12	8	8	8	8	-	-	-	-	-	-	-	-	-	-	-	-	-	-	-	-	-	-	-	-	-
2	2	2	2	2	2	2	2	2	2	2	2	2	2	2	2	2	2	2	2	-	-	-	-	-	-	-	-	-	-	-	-
4,209	4,209	7,633	7,633	9,659	8,369	4,225	2,560	1,798	1,199	1,199	867	353	353	353	353	-	-	-	-	-	-	-	-	-	-	-	-	-	-	-	-
784	784	784	784	784	784	784	738	-3	-3	-3	-	-	-	-	-	-	-	-	-	-	-	-	-	-	-	-	-	-	-	-	-
734	734	734	734	734	734	734	734	734	734	734	734	734	734	734	734	-	-	-	-	-	-	-	-	-	-	-	-	-	-	-	-
-976	-	-	-	-	-	-	-	-	-	-	-	-	-	-	-	-	-	-	-	-	-	-	-	-	-	-	-	-	-	-	-
6,591	**7,567**	**11,733**	**11,733**	**13,759**	**12,079**	**6,813**	**5,014**	**3,235**	**2,584**	**2,540**	**2,009**	**1,220**	**1,209**	**1,209**	**1,209**	**58**	**42**	**6**	**6**	**-**	**-**	**-**	**-**	**-**	**-**	**-**	**-**	**-**	**-**	**-**	**-**
27,830	27,830	27,830	27,830	27,829	27,829	27,711	26,743	26,743	26,743	26,718	23,300	23,300	9,643	-	-	-	-	-	-	-	-	-	-	-	-	-	-	-	-	-	-
22,421	22,421	22,421	22,421	22,421	22,421	22,421	22,421	22,421	22,421	22,421	22,421	22,421	22,421	22,421	20,566	-	-	-	-	-	-	-	-	-	-	-	-	-	-	-	-
355	355	355	355	355	355	355	354	354	354	354	354	147	17	10	10	10	9	9	9	-	-	-	-	-	-	-	-	-	-	-	-
825	825	801	800	800	789	636	440	440	414	414	414	407	407	407	407	407	25	25	25	25	25	25	-	-	-	-	-	-	-	-	-
365	365	365	365	365	365	365	90	-	-	-	-	-	-	-	-	-	-	-	-	-	-	-	-	-	-	-	-	-	-	-	-
70,441	70,440	69,671	69,671	69,671	69,244	69,244	68,571	50,653	22,376	22,376	5,226	893	893	893	893	893	-	-	-	-	-	-	-	-	-	-	-	-	-	-	-
2,478	2,287	1,929	1,656	1,419	1,139	874	741	499	404	302	271	242	218	94	83	67	61	58	33	30	22	-	-	-	-	-	-	-	-	-	-
5,693	5,693	5,693	5,693	5,693	5,693	5,693	5,693	5,693	5,693	5,693	5,693	4,338	3,422	2,646	2,239	2,215	2,149	2,149	2,149	2,149	2,149	-	-	-	-	-	-	-	-	-	-
61	61	38	38	38	38	38	-	-	-	-	-	-	-	-	-	-	-	-	-	-	-	-	-	-	-	-	-	-	-	-	-
1,326	1,326	579	479	479	350	343	249	248	208	204	204	91	91	91	73	73	-	-	-	-	-	-	-	-	-	-	-	-	-	-	-
4,197	4,197	4,197	4,197	4,197	3,990	3,990	3,983	3,983	1,219	1,219	1,219	472	472	472	472	472	127	127	127	127	127	-	-	-	-	-	-	-	-	-	-
1,596	1,596	1,596	1,596	1,596	1,596	1,596	1,149	1,149	1,149	1,149	1,149	1,078	1,078	1,078	1,078	1,078	-	-	-	-	-	-	-	-	-	-	-	-	-	-	-
132	117	117	117	117	117	117	103	99	99	99	99	-	-	-	-	-	-	-	-	-	-	-	-	-	-	-	-	-	-	-	-
75	75	75	75	75	75	75	75	75	75	75	75	-	-	-	-	-	-	-	-	-	-	-	-	-	-	-	-	-	-	-	-

Net Verified Peak Demand Savings	Net Verified Savings

(kW)																																	Net Verified Peak Demand Savings	Net Verified Savings
2019	2020	2021	2022	2023	2024	2025	2026	2027	2028	2029	2030	2031	2032	2033	2034	2035	2036	2037	2038	2039	2040	2041	2042	2043	2044	2045	2046	2047	2048	2049	2050		
4	4	4	4	4	4	4	4	4	4	4	4	4	4	4	4	-	-	-	-	-	-	-	-	-	-	-	-	-	-	-	-		
36	36	30	30	30	-	-	-	-	-	-	-	-	-	-	-	-	-	-	-	-	-	-	-	-	-	-	-	-	-	-	-		
2	2	2	2	2	2	6	-32	-58	-65	-	-	-	-	-	-	-	-	-	-	-	-	-	-	-	-	-	-	-	-	-	-		
29	29	29	29	27	26	26	10	10	10	10	10	9	9	1	1	1	-	-	-	-	-	-	-	-	-	-	-	-	-	-	-		
23	23	23	23	22	17	17	8	8	8	8	8	8	8	4	4	4	-	-	-	-	-	-	-	-	-	-	-	-	-	-	-		
806	806	805	791	791	787	787	787	776	643	643	614	569	561	561	11	11	-	-	-	-	-	-	-	-	-	-	-	-	-	-	-		
27	27	27	27	27	27	27	-	-	-	-	-	-	-	-	-	-	-	-	-	-	-	-	-	-	-	-	-	-	-	-	-		
199	199	199	199	199	199	199	-	-	-	-	-	-	-	-	-	-	-	-	-	-	-	-	-	-	-	-	-	-	-	-	-		
428	428	428	428	428	428	428	428	428	428	367	367	142	142	-	-	-	-	-	-	-	-	-	-	-	-	-	-	-	-	-	-		
9	9	9	9	9	9	9	9	9	9	9	6	6	6	6	-	-	-	-	-	-	-	-	-	-	-	-	-	-	-	-	-		
18	18	18	18	18	18	18	18	18	18	18	18	-	-	-	-	-	-	-	-	-	-	-	-	-	-	-	-	-	-	-	-		
139,376	**139,169**	**137,241**	**136,853**	**136,612**	**135,518**	**134,979**	**131,844**	**113,552**	**82,210**	**82,083**	**61,452**	**54,127**	**39,392**	**28,688**	**25,841**	**5,231**	**2,371**	**2,368**	**2,343**	**2,331**	**2,323**	**25**	**-**	**-**	**-**	**-**	**-**	**-**	**-**	**-**	**-**		
3,174	3,174	3,174	3,174	3,174	3,174	3,176	3,178	3,178	3,178	3,177	2,759	2,759	1,086	-	-	-	-	-	-	-	-	-	-	-	-	-	-	-	-	-	-		
220	220	220	220	220	220	220	220	220	220	220	220	220	220	220	203	-	-	-	-	-	-	-	-	-	-	-	-	-	-	-	-		
85	85	85	85	85	85	85	85	85	85	85	85	20	11	11	9	9	9	9	9	-	-	-	-	-	-	-	-	-	-	-	-		
132	132	128	128	128	128	97	95	95	92	92	92	92	92	92	92	92	-	-	-	-	-	-	-	-	-	-	-	-	-	-	-		
355	355	355	355	355	355	355	88	-	-	-	-	-	-	-	-	-	-	-	-	-	-	-	-	-	-	-	-	-	-	-	-		
29,608	29,608	29,121	29,121	29,121	29,039	29,039	28,198	17,606	6,214	6,214	1,158	142	142	142	142	142	-	-	-	-	-	-	-	-	-	-	-	-	-	-	-		
839	761	634	563	495	410	325	285	182	146	98	88	82	79	14	14	11	10	9	2	-	-	-	-	-	-	-	-	-	-	-	-		
2,206	2,206	2,206	2,206	2,206	2,206	2,206	2,206	2,206	2,206	2,199	2,198	1,584	1,239	746	493	493	493	493	493	493	493	493	493	-	-	-	-	-	-	-	-	-		
83	83	-	-	-	-	-	-	-	-	-	-	-	-	-	-	-	-	-	-	-	-	-	-	-	-	-	-	-	-	-	-		
4,682	4,682	4,296	4,296	4,296	4,296	4,296	3,521	3,521	3,521	3,521	3,521	3,521	3,521	3,521	3,521	3,521	-	-	-	-	-	-	-	-	-	-	-	-	-	-	-		
1,610	1,610	492	492	492	488	488	354	354	293	113	113	27	27	27	9	9	3	-	-	-	-	-	-	-	-	-	-	-	-	-	-		
2,938	2,938	2,938	2,938	2,938	2,874	2,874	2,848	2,848	882	882	882	590	590	590	590	590	421	421	421	421	421	-	-	-	-	-	-	-	-	-	-	-		
1,888	1,888	1,888	1,888	1,888	1,888	1,888	1,609	1,609	1,609	1,609	1,609	1,609	1,609	1,609	1,609	1,609	-	-	-	-	-	-	-	-	-	-	-	-	-	-	-		
10	10	10	10	10	10	10	6	6	6	6	6	4	4	4	4	4	-	-	-	-	-	-	-	-	-	-	-	-	-	-	-		
14	14	14	14	14	14	14	14	14	14	14	14	-	-	-	-	-	-	-	-	-	-	-	-	-	-	-	-	-	-	-	-		
-	-	-	-	-	-	-	-	-	-	-	-	-	-	-	-	-	-	-	-	-	-	-	-	-	-	-	-	-	-	-	-		
8	8	8	8	8	8	8	8	8	8	8	8	8	8	8	-	-	-	-	-	-	-	-	-	-	-	-	-	-	-	-	-		
18	18	18	18	18	18	18	-	-	-	-	-	-	-	-	-	-	-	-	-	-	-	-	-	-	-	-	-	-	-	-	-		
32	32	32	32	32	32	32	32	32	32	32	32	32	32	32	-	-	-	-	-	-	-	-	-	-	-	-	-	-	-	-	-		
11	11	11	11	11	11	11	-	-	-	-	-	-	-	-	-	-	-	-	-	-	-	-	-	-	-	-	-	-	-	-	-		
3	3	3	3	3	3	3	3	3	3	3	3	-	-	-	-	-	-	-	-	-	-	-	-	-	-	-	-	-	-	-	-		
47,916	**47,838**	**45,633**	**45,562**	**45,494**	**45,259**	**45,145**	**42,750**	**31,967**	**18,509**	**18,273**	**12,788**	**10,690**	**8,660**	**7,016**	**6,686**	**6,480**	**936**	**932**	**925**	**914**	**914**	**493**	**493**	**-**	**-**	**-**	**-**	**-**	**-**	**-**	**-**		
29,298	29,298	29,298	29,298	29,298	29,297	29,297	29,228	27,475	27,475	27,475	27,475	23,439	23,439	2,746	-	-	-	-	-	-	-	-	-	-	-	-	-	-	-	-	-		
22,180	22,180	22,180	22,180	22,180	22,180	22,180	22,180	20,985	20,985	20,985	17,792	17,792	13,780	10,922	-	-	-	-	-	-	-	-	-	-	-	-	-	-	-	-	-		
19,181	19,181	19,181	19,181	19,181	19,181	19,181	19,181	19,181	19,181	19,181	19,181	19,181	19,181	19,181	19,181	17,495	-	-	-	-	-	-	-	-	-	-	-	-	-	-	-		
483	483	483	483	483	483	483	483	481	481	481	481	481	200	152	142	130	130	125	125	125	-	-	-	-	-	-	-	-	-	-	-		
1,197	1,197	1,197	1,197	1,197	1,197	1,197	1,182	468	465	426	426	390	382	382	382	382	382	-	-	-	-	-	-	-	-	-	-	-	-	-	-		
1,013	1,013	1,013	1,013	1,013	1,013	1,013	875	-	-	-	-	-	-	-	-	-	-	-	-	-	-	-	-	-	-	-	-	-	-	-	-		
105,820	105,820	105,820	99,318	99,318	99,318	99,114	99,114	94,866	82,856	27,364	18,734	2,209	87	87	87	87	87	-	-	-	-	-	-	-	-	-	-	-	-	-	-		
10,520	10,244	9,333	7,975	6,883	5,872	4,606	3,601	2,853	1,783	1,479	975	878	806	705	325	274	240	192	172	135	114	99	77	71	49	26	25	22	22	20	20		
7,895	7,895	7,895	7,895	7,895	7,895	7,895	7,895	7,895	7,895	7,895	7,836	7,833	6,536	5,809	5,240	4,948	4,948	4,907	4,907	4,907	4,907	4,907	4,907	4,907	-	-	-	-	-	-	-		
80	80	80	-	-	-	-	-	-	-	-	-	-	-	-	-	-	-	-	-	-	-	-	-	-	-	-	-	-	-	-	-		
735	643	556	556	556	556	556	556	520	518	518	518	518	-	-	-	-	-	-	-	-	-	-	-	-	-	-	-	-	-	-	-		
2,644	2,644	2,644	2,644	2,644	2,644	2,473	2,473	2,184	2,184	2,184	1,091	1,091	993	993	993	993	993	-	-	-	-	-	-	-	-	-	-	-	-	-	-		
1,894	1,599	1,599	652	543	543	527	495	267	118	89	80	80	3	3	3	3	3	-	-	-	-	-	-	-	-	-	-	-	-	-	-		
3,090	3,090	3,090	3,090	3,090	3,090	2,977	2,977	2,963	2,963	358	358	358	57	57	57	57	57	-	-	-	-	-	-	-	-	-	-	-	-	-	-		
730	623	549	549	549	549	548	547	468	452	445	441	438	-	-	-	-	-	-	-	-	-	-	-	-	-	-	-	-	-	-	-		
2	2	2	2	2	2	2	2	2	2	2	2	2	1	1	1	1	1	-	-	-	-	-	-	-	-	-	-	-	-	-	-		
277	277	277	277	277	277	277	259	216	212	193	193	176	159	159	159	159	159	-	-	-	-	-	-	-	-	-	-	-	-	-	-		
256	256	256	256	256	256	256	256	-	-	-	-	-	-	-	-	-	-	-	-	-	-	-	-	-	-	-	-	-	-	-	-		
1,142	1,142	1,142	1,142	1,142	1,142	1,142	1,142	-	-	-	-	-	-	-	-	-	-	-	-	-	-	-	-	-	-	-	-	-	-	-	-		
2,021	2,021	2,021	2,021	2,021	2,021	2,021	2,021	2,021	2,021	2,021	2,021	2,021	-	-	-	-	-	-	-	-	-	-	-	-	-	-	-	-	-	-	-		
23,971	23,971	-	-	-	-	-	-	-	-	-	-	-	-	-	-	-	-	-	-	-	-	-	-	-	-	-	-	-	-	-	-		
-	-	-	-	-	-	-	-	-	-	-	-	-	-	-	-	-	-	-	-	-	-	-	-	-	-	-	-	-	-	-	-		
59	59	59	59	59	57	57	57	4	4	4	4	4	4	4	4	4	4	-	-	-	-	-	-	-	-	-	-	-	-	-	-		
12	7	7	7	7	7	7	7	7	7	4	4	4	-	-	-	-	-	-	-	-	-	-	-	-	-	-	-	-	-	-	-		
146	146	146	146	146	146	146	146	-	-	-	-	-	-	-	-	-	-	-	-	-	-	-	-	-	-	-	-	-	-	-	-		
78	78	78	78	78	78	78	78	22	22	19	19	17	17	17	17	17	17	-	-	-	-	-	-	-	-	-	-	-	-	-	-		
-	-	-	-	-	-	-	-	-	-	-	-	-	-	-	-	-	-	-	-	-	-	-	-	-	-	-	-	-	-	-	-		
927	927	921	912	912	912	912	912	912	910	910	910	910	907	907	905	766	465	-	-	-	-	-	-	-	-	-	-	-	-	-	-		
-	-	-	-	-	-	-	-	-	-	-	-	-	-	-	-	-	-	-	-	-	-	-	-	-	-	-	-	-	-	-	-		
56	56	56	56	56	56	56	56	56	56	56	56	56	-	-	-	-	-	-	-	-	-	-	-	-	-	-	-	-	-	-	-		
235,707	**234,932**	**209,883**	**200,987**	**199,786**	**198,772**	**197,001**	**195,723**	**183,846**	**170,590**	**112,089**	**98,597**	**77,878**	**66,552**	**42,125**	**27,496**	**25,316**	**7,486**	**5,224**	**5,204**	**5,167**	**5,021**	**5,006**	**4,984**	**4,978**	**49**	**26**	**25**	**22**	**22**	**20**	**20**		
650,287	**648,388**	**619,155**	**609,724**	**605,374**	**586,067**	**532,726**	**513,847**	**457,897**	**394,871**	**321,744**	**262,722**	**203,342**	**175,188**	**135,735**	**89,873**	**38,277**	**11,907**	**9,602**	**8,544**	**8,478**	**8,324**	**5,524**	**5,477**	**4,978**	**49**	**26**	**25**	**22**	**22**	**20**	**20**		

2017 Final Verified Annual LDC CDM Program Results Report
Methodology

General

All results are at the end-user level, i.e. not including losses as a result transmission and distribution lines.

2015 results are based on projects completed between January 1, 2015 and December 31, 2015; 2016 results are based on projects completed between January 1, 2016 and December 31, 2016; and 2017 results are based on projects completed between January 1, 2017 and December 31, 2017.

The 2015 verified results considers projects reported to the IESO between January 1, 2015 and March 31, 2016; the 2016 verified results considers projects reported to the IESO between April 1, 2016 and April 15, 2017; the 2017 verified results considers projects reported to the IESO between April 16, 2017 and April 15, 2018.

Legacy Framework results are based on projects begun prior to an LDC's transition to the Conservation First Framework program and completed by December 31, 2015. Conservation First Framework results are based on projects begun on or after an LDC's transition to the Conservation First Framework program and projects transitioned to the Conservation First Framework through a valid Extension Agreement for eligible Programs.

Savings Calculations

#	Project Type	Attributing Savings to LDCs
1	Prescriptive Measures and Projects Programs	**Gross Reported Savings** = Activity * Per Unit Assumption Savings **Gross Verified Savings** = Gross Reported Savings * Realization Rate **Net Verified Savings** = Gross Verified Savings * Net-to-Gross Ratio All savings are annualized (i.e. the savings are the same regardless of time of year a project was completed or measure installed)
2	Engineered and Custom Projects / Programs	**Gross Reported Savings** = Reported Savings **Gross Verified Savings** = Gross Reported Savings * Realization Rate **Net Verified Savings** = Gross Verified Savings * Net-to-Gross Ratio All savings are annualized (i.e. the savings are the same regardless of time of year a project was completed or measure installed)
3	Adjustments to Previous Years' Verified Results	All variances from the Final Annual Results Reports from prior years will be adjusted within this report. Any variances with regards to projects counts, data lag, and calculations etc., will be made within this report. Considers the annual effect of energy savings.

Cost Determination

Costs are determined and allocated to the period based on the date the cost has been reported to the IESO regardless of when the cost was incurred.

E.g. if an LDC reports by the December 2017 IESO Reporting Period: 1) program savings; and 2) Participant Incentives; associated with a 2017 completed project, as well as 3) Administrative Expenses; then: a) the savings; b) expenditures; and c) corresponding cost effectiveness; are attributed to the 2017 program year.

However if the same is reported in or after the January 2018 IESO Reporting Period: only the i) the savings and ii) costs for the purposes of Cost Effectiveness Test calculations will be attributed to the 2017 program year; The expenditures for the purposes of spending reporting (in the Monthly Participation & Cost Report and this Verified Annual LDC CDM Program Results Report) will be allocated to the 2018 program year and will not appear.

2015-2020 Conservation First Framework

#	Program	Attributing Savings to LDCs	Project List Date	Savings 'start' Date	Calculating Resource Savings
1	Save on Energy Coupon Program	LDC-coded coupons directly attributed to LDC; Otherwise results are allocated based on Consumer Program Allocation Reference Table.	April 15, 2018	Savings are considered to begin in the year in which the coupon was redeemed.	Peak demand and energy savings are determined using the verified measure level per unit assumption multiplied by the uptake in the market (gross) taking into account net-to-gross factors such as free-ridership and spillover (net) at the measure level.
2	Save on Energy Instant Discount Program	Results are allocated based on Consumer Program Allocation Reference Table.	April 15, 2018	Savings are considered to begin in the year in which the event occurred.	
3	Save on Energy Heating & Cooling Program	Results directly attributed to LDC based on customer applications and postal code.	April 15, 2018	Savings are considered to begin in the year that the installation occurred.	
4	Save on Energy New Construction Program	Results are directly attributed to LDC based on LDC identified in LDC Report	April 15, 2018	Savings are considered to begin in the year of the project completion date.	
5	Save on Energy Home Assistance Program	Results are directly attributed to LDC based on LDC identified in the application.	April 15, 2018	Savings are considered to begin in the year in which the measures were installed.	
6	Save on Energy Audit Funding Program	Projects are directly attributed to LDC based on LDC identified in the application.	April 15, 2018	Savings are considered to begin in the year of the audit date.	Peak demand and energy savings are determined by the total savings resulting from an audit as reported (reported). A realization rate is applied to the reported savings to ensure that these savings align with EM&V protocols and reflect the savings that were actually realized (i.e. how many light bulbs were actually installed vs. what was reported) (gross). Net savings takes into account net-to-gross factors such as free-ridership and spillover (net).
7	Save on Energy Retrofit Program	Projects are directly attributed to LDC based on LDC identified in the application.	April 15, 2018	Savings are considered to begin in the year of the actual project completion date as reported in the LDC Report	Peak demand and energy savings are determined by the total savings for a given project as reported in the iCON system (reported). A realization rate is applied to the reported savings to ensure that these savings align with EM&V protocols and reflect the savings that were actually realized (i.e. how many light bulbs were actually installed vs. what was reported) (gross). Net savings takes into account net-to-gross factors such as free-ridership and spillover (net). Both realization rate and net-to-gross ratios can differ for energy and demand savings and depend on the mix of projects within an LDC territory (i.e. lighting or non-lighting project, engineered/custom/prescriptive track).
8	Save on Energy Small Business Lighting Program	Results are directly attributed to LDC based on the LDC specified on the work order.	April 15, 2018	Savings are considered to begin in the year of the actual project completion date.	Peak demand and energy savings are determined using the verified measure level per unit assumptions multiplied by the uptake of each measure accounting for the realization rate for both peak demand and energy to reflect the savings that were actually realized (i.e. how many light bulbs were actually installed vs. what was reported) (gross). Net savings take into account net-to-gross factors such as free-ridership and spillover for both peak demand and energy savings at the program level (net).
9	Save on Energy High Performance New Construction Program	Results are directly attributed to LDC based on LDC identified in the application.	April 15, 2018	Savings are considered to begin in the year of the actual project completion date.	Peak demand and energy savings are determined by the total savings for a given project as reported in the CDM LDC Report Template. Preliminary unverified net savings are calculated by multiplying reported savings by 2016 Net-to-gross ratios and realization rates.
10	Save on Energy Existing Building Commissioning Program	Results are directly attributed to LDC based on LDC identified in the application.	April 15, 2018	Savings are considered to begin in the year of the actual project completion date.	
11	Save on Energy Business Refrigeration Incentive Program	Results are directly attributed to LDC based on LDC identified in the application.	April 15, 2018	Savings are considered to begin in the year of the actual project completion date.	
12	Save on Energy Process and Systems Upgrades Program	Results are directly attributed to LDC based on LDC identified in application.	April 15, 2018	Savings are considered to begin in the year in which the project was in-service.	Peak demand and energy savings are determined by the total savings from a given project as reported (reported). A realization rate is applied to the reported savings to ensure that these savings align with EM&V protocols and reflect the savings that were actually realized (i.e. how many light bulbs were actually installed vs. what was reported) (gross). Net savings takes into account net-to-gross factors such as free-ridership and spillover (net).
13	Save on Energy Energy Manager Program	Results are directly attributed to LDC based on LDC identified in the application.	April 15, 2018	Savings are considered to begin in the year in which the project was completed by the energy manager.	
14	Save on Energy Monitoring and Targeting Program	Results are directly attributed to LDC based on LDC identified in the application.	April 15, 2018	Savings are considered to begin in the year in which the incentive project was completed.	

2011-2014+2015 Extension Legacy Framework

#	Initiative	Attributing Savings to LDCs	Project List Date	Savings 'start' Date	Calculating Resource Savings
1	saveONenergy Appliance Retirement Initiative	2015 Results only. Includes both retail and home pickup stream. Retail stream allocated based on average of 2008 & 2009 residential throughput; Home pickup stream directly attributed by postal code or customer selection.	April 15, 2018	Savings are considered to begin in the year the appliance is picked up.	Peak demand and energy savings are determined using the verified measure level per unit assumption multiplied by the uptake in the market (gross) taking into account net-to-gross factors such as free-ridership and spillover (net) at the measure level.
2	saveONenergy Conservation Instant Coupon Booklet	2015 Results only. LDC-coded coupons directly attributed to LDC. Otherwise results are allocated based on average of 2008 & 2009 residential throughput.	April 15, 2018	Savings are considered to begin in the year in which the coupon was redeemed.	
3	saveONenergy Bi-Annual Retailer Event	2015 Results only. Results are allocated based on average of 2008 & 2009 residential throughput.	April 15, 2018	Savings are considered to begin in the year in which the event occurs.	
4	saveONenergy HVAC Incentives	2015 Results only. Results directly attributed to LDC based on customer applications and postal code.	April 15, 2018	Savings are considered to begin in the year that the installation occurred.	
5	saveONenergy Residential New Construction	2015 Results only. Results are directly attributed to LDC based on LDC identified in application in the iCon system.	April 15, 2018	Savings are considered to begin in the year of the project completion date.	
6	saveONenergy Energy Audit	2015 Results only. Projects are directly attributed to LDC based on LDC identified in the application.	April 15, 2018	Savings are considered to begin in the year of the audit date.	Peak demand and energy savings are determined by the total savings resulting from an audit as reported (reported). A realization rate is applied to the reported savings to ensure that these savings align with EM&V protocols and reflect the savings that were actually realized (i.e. how many light bulbs were actually installed vs. what was reported) (gross). Net savings takes into account net-to-gross factors such as free-ridership and spillover (net).
7	saveONenergy Efficiency: Equipment Replacement	2015 Results only. Results are directly attributed to LDC based on LDC identified at the facility level in the iCon system. Projects in the Application Status: "Post-Stage Submission" are included (excluding "Payment denied by LDC"); Please see page for Building type to Sector mapping.	April 15, 2018	Savings are considered to begin in the year of the actual project completion date in the iCON system.	Peak demand and energy savings are determined by the total savings for a given project as reported in the iCON system (reported). A realization rate is applied to the reported savings to ensure that these savings align with EM&V protocols and reflect the savings that were actually realized (i.e. how many light bulbs were actually installed vs. what was reported) (gross). Net savings takes into account net-to-gross factors such as free-ridership and spillover (net). Both realization rate and net-to-gross ratios can differ for energy and demand savings and depend on the mix of projects within an LDC territory (i.e. lighting or non-lighting project, engineered/custom/prescriptive track). Additional Note: project counts were derived by filtering out invalid statuses (e.g. Post-Project Submission - Payment denied by LDC) and only including projects with an "Actual Project Completion Date" in 2015)
8	saveONenergy Direct Installed Lighting	2015 Results only. Results are directly attributed to LDC based on the LDC specified on the work order.	April 15, 2018	Savings are considered to begin in the year of the actual project completion date.	Peak demand and energy savings are determined using the verified measure level per unit assumptions multiplied by the uptake of each measure accounting for the realization rate for both peak demand and energy to reflect the savings that were actually realized (i.e. how many light bulbs were actually installed vs. what was reported) (gross). Net savings take into account net-to-gross factors such as free-ridership and spillover for both peak demand and energy savings at the program level (net).
9	saveONenergy New Construction and Major Renovation Incentive	2015 Results only. Results are directly attributed to LDC based on LDC identified in the application.	April 15, 2018		Peak demand and energy savings are determined by the total savings for a given project as reported (reported). A realization rate is applied to the reported savings to ensure that these savings align with EM&V protocols and reflect the savings that were actually realized (i.e. how many light bulbs were actually installed vs. what was reported) (gross). Net savings takes into account net-to-gross factors such as free-ridership and spillover (net).
10	saveONenergy Existing Building Commissioning Incentive	2015 Results only. Results are directly attributed to LDC based on LDC identified in the application.	April 15, 2018		
11	saveONenergy Process & System Upgrades	2015 Results only. Results are directly attributed to LDC based on LDC identified in application.	April 15, 2018	Savings are considered to begin in the year in which the incentive project was completed.	Peak demand and energy savings are determined by the total savings from a given project as reported (reported). A realization rate is applied to the reported savings to ensure that these savings align with EM&V protocols and reflect the savings that were actually realized (i.e. how many light bulbs were actually installed vs. what was reported) (gross). Net savings takes into account net-to-gross factors such as free-ridership and spillover (net).
12	saveONenergy Energy Manager	2015 Results only. Results are directly attributed to LDC based on LDC identified in application.	April 15, 2018	Savings are considered to begin in the year in which the project was completed by the energy manager. If no date is specified the savings will begin the year of the Quarterly Report submitted by the energy manager.	
13	saveONenergy Monitoring & Targeting	2015 Results only. Results are directly attributed to LDC based on LDC identified in application.	April 15, 2018	Savings are considered to begin in the year in which the incentive project was completed.	
14	saveONenergy Home Assistance Program	2015 Results only. Results are directly attributed to LDC based on LDC identified in the application.	April 15, 2018	Savings are considered to begin in the year in which the measures were installed.	Peak demand and energy savings are determined using the measure level per unit assumption multiplied by the uptake of each measure (gross), taking into account net-to-gross factors such as free-ridership and spillover (net) at the measure level.
15	Aboriginal Conservation Program	2015 Results only. Results are directly attributed to LDC based on LDC identified in the application.	April 15, 2018		
16	Program Enabled Savings	2015 Results only.	April 15, 2018		

2017 Final Verified Annual LDC CDM Program Results Report
Consumer Program Allocation Reference Table

#	Local Distribution Company	Allocation (%)
1	Alectra Utilities Corporation	19.77
2	Algoma Power Inc.	0.18
3	Atikokan Hydro Inc.	0.02
4	Attawapiskat Power Corporation	0.01
5	Bluewater Power Distribution Corporation	0.62
6	Brantford Power Inc.	0.67
7	Burlington Hydro Inc.	1.34
8	Canadian Niagara Power Inc.	0.35
9	Centre Wellington Hydro Ltd.	0.11
10	Chapleau Public Utilities Corporation	0.03
11	COLLUS PowerStream Corp.	0.25
12	Cooperative Hydro Embrun Inc.	0.06
13	E.L.K. Energy Inc.	0.25
14	Energy+ Inc.	1.12
15	Entegrus Powerlines Inc.	0.70
16	EnWin Utilities Ltd.	1.49
17	Erie Thames Powerlines Corporation	0.32
18	Espanola Regional Hydro Distribution Corporation	0.06
19	Essex Powerlines Corporation	0.61
20	Festival Hydro Inc.	0.32
21	Fort Albany Power Corporation	0.01
22	Fort Frances Power Corporation	0.09
23	Greater Sudbury Hydro Inc.	0.80
24	Grimsby Power Incorporated	0.18
25	Guelph Hydro Electric Systems Inc.	0.85
26	Halton Hills Hydro Inc.	0.59
27	Hearst Power Distribution Company Limited	0.05
28	Hydro 2000 Inc.	0.04
29	Hydro Hawkesbury Inc.	0.15
30	Hydro One Networks Inc.	27.29
31	Hydro Ottawa Limited	6.61
32	InnPower Corporation	0.33

33	Kashechewan Power Corporation	0.02
34	Kenora Hydro Electric Corporation Ltd.	0.09
35	Kingston Hydro Corporation	0.29
36	Kitchener-Wilmot Hydro Inc.	1.51
37	Lakefront Utilities Inc.	0.11
38	Lakeland Power Distribution Ltd.	0.23
39	London Hydro Inc.	2.61
40	Midland Power Utility Corporation	0.10
41	Milton Hydro Distribution Inc.	0.66
42	Newmarket-Tay Power Distribution Ltd.	0.60
43	Niagara Peninsula Energy Inc.	0.82
44	Niagara-on-the-Lake Hydro Inc.	0.13
45	North Bay Hydro Distribution Limited	0.42
46	Northern Ontario Wires Inc.	0.09
47	Oakville Hydro Electricity Distribution Inc.	1.51
48	Orangeville Hydro Limited	0.20
49	Orillia Power Distribution Corporation	0.22
50	Oshawa PUC Networks Inc.	1.48
51	Ottawa River Power Corporation	0.12
52	Peterborough Distribution Incorporated	0.46
53	PUC Distribution Inc.	0.65
54	Renfrew Hydro Inc.	0.05
55	Rideau St. Lawrence Distribution Inc.	0.07
56	Sioux Lookout Hydro Inc.	0.08
57	St. Thomas Energy Inc.	0.28
58	Thunder Bay Hydro Electricity Distribution Inc.	0.82
59	Tillsonburg Hydro Inc.	0.12
60	Toronto Hydro-Electric System Limited	15.57
61	Veridian Connections Inc.	2.39
62	Wasaga Distribution Inc.	0.18
63	Waterloo North Hydro Inc.	0.96
64	Welland Hydro-Electric System Corp.	0.31
65	Wellington North Power Inc.	0.06
66	West Coast Huron Energy Inc.	0.06
67	Westario Power Inc.	0.37
68	Whitby Hydro Electric Corporation	1.12
Total		**100.00**

2017 Final Verified Annual LDC CDM Program Results Report
Glossary

#	Term	Definition
	Reporting Terms	
1	Forecast	An LDCs' forecast of program activity, savings, net-to-gross adjustments, expenditures and cost effectiveness as indicated in each LDC's submitted CDM Plan Cost Effectiveness Tools. Forecasts at the province wide level are the sum of all LDCs' forecasts.
2	Reported	Program activity savings and expenditures as determined by the LDC. For savings: 1) for prescriptive projects/programs: calculating quantity x prescriptive savings assumptions; and 2) for engineered or custom program projects/programs: calculated using prescribed methodologies.
3	Verified	The IESO's annually EM&V assessed program activity, savings, net-to-gross, expenditures and cost effectiveness. Preliminary Verified results are provided by June 1st of each year and Final Verfied results are provided by July 1st of each year.
4	Adjustment	Verified results that were achieved in previous years but were not provided in a previous years' Annual Verified Results Report.
5	Progress or Comparison	An assessment of Actual results versus Verified results.
	Framework Terms	
6	2011-2014+2015 Extension Legacy Framework	Programs in market from 2011-2015 resulting from the April 23, 2010 GEA CDM Ministerial Directive and funded separately from 2015-2020 Conservation First Framework Programs but whose savings in 2015 are attributed towards the 2015-2020 Conservation First Framework target.
7	2015-2020 Conservation First Framework	Programs in market from 2015-2020 resulting from the March 31, 2014 CFF Ministerial Directive and funded separately from 2011-2014+2015 Extension Legacy Framework Programs.
8	LDC Innovation Fund	A source of funding under the 2015-2020 Conservation First Framework separate from LDC CDM Plan Budgets that the IESO maintains to support LDC led program design and market testing of new initiatives. Savings from LDC Innovation Fund pilot programs contribute to the LDCs savings targets based on the LDC service territory the pilot program is delivered in.
9	Conservation Fund	A source of funding external to the 2015-2020 Conservation First Framework that provides financial support for innovative electricity conservation technologies, practices, research, and pilot programs. Savings from Conservation Fund pilot programs contribute to the LDCs savings targets based on the LDC service territory the pilot program is delivered in.
	Programs Terms	
10	Program	A Conservation & Demand Management offering focusing on a particular opportunity or customer end-use (e.g. Coupon; or Retrofit;) from the 2015-2020 Conservation First Framework.
11	Province-Wide Program	Programs available to all LDCs to deliver and that are consistent across the province.
12	Regional Program	Programs designed by LDCs to serve their region and approved by the IESO.
13	Local Program	Programs designed by LDCs to serve their communities and approved by the IESO.
14	Pilot Program	A program pilot that may achieve energy or demand savings and is funded separately from an LDC's CDM Plan Budget.
15	Initiative	A Conservation & Demand Management offering focusing on a particular opportunity or customer end-use (e.g. Fridge & Freezer Pickup) from the 2011-2014+2015 Extension Legacy Framework.
	Activity Terms	
16	Participation	A measure of the level of program participation, such as number of projects, homes, equipment, etc..
17	Unit of Measure	For a specific initiative the relevant type of participation acquired in the market place (e.g. appliances picked up; coupon products installed; HVAC equipment installed; audits performed; or projects completed;).
	Savings Terms	
18	Energy Savings	Energy savings attributable to conservation and demand management activities.

19	Peak Demand Savings	Peak Demand savings attributable to conservation and demand management activities, as determined by the IESO's EM&V Protocols.
20	Incremental Savings	The energy or peak demand savings newly attributable to activity procured in a particular reporting period based on when the savings are considered to 'start'. Savings attributed to activity performed or completed in 2016 are presented as 2016 savings.
21	First Year Savings	The energy or peak demand savings that occur in the year it was achieved (includes resource savings from only new program activity).
22	Annual Savings	The energy or peak demand savings that occur in a given year (includes resource savings from new program activity and resource savings persisting from previous years).
23	Gross Savings	The energy or peak demand savings that have been reported based on a conservation and demand management program's participation tracking.
24	Net Savings	The energy or peak demand savings attributable to conservation and demand management activities, net of free-riders, spill over, etc.
25	Realization Rate	A comparison of originally reported savings and observed or measured savings that adjusts reported savings to arrive at verified savings. Accounts for discrepancies such as audited measure counts; adjustment for connected demand savings to peak demand savings; etc.
26	Net-to-Gross Adjustment	The ratio of net savings to gross savings, which takes into account factors such as free-ridership, spillover, etc.
27	Free-ridership	The percentage of participants who would have implemented the program measure or practice in the absence of the program.
28	Spillover	Reductions in energy consumption and/or demand caused by the presence of the energy efficiency program, beyond the program-related gross savings of the participants. There can be participant and/or non-participant spillover.
29	Allocated Target	Each LDC's assigned portion of the Province's 7 TWh Net 2020 Annual Energy Savings Target of the 2015-2020 Conservation First Framework.

	Costs Terms	
30	Participant Incentive	Costs incurred in the delivery of a program related to incenting participants to perform peak demand or energy savings.
31	LDC Administrative Expense	Costs reported by the LDC in the delivery of a program related to labour, marketing, third-party expenses, etc.
32	IESO Value Added Services Cost	Costs incurred by the IESO's Value Added Service Provider related to associated programs (Coupons and Heating & Cooling), and charged to the LDC in which the programs's activity took place.
33	Total Administrative Expense	The sum of LDC Adminsitrative Expense and IESO Value Added Services Cost.
34	Delivery Cost	The sum of Total Administrative Expenses and Participant Incentives. **All costs are presented based on the period reported by LDCs to the IESO, not necessarily associated with reported activity.** **E.g. if an LDC reports by the December 2016 IESO Reporting Period: 1) program savings; 2) Participant Incentives; and 3) Administrative Expenses associated with a 2016 completed project, then: a) the savings; b) expenditures; and c) corresponding cost effectiveness; are attributed to the 2016 program year.** **However if the same is reported in or after the January 2017 IESO Reporting Period: i) the savings will be attributed to the 2016 program year; ii) the expenditures will be attributed to the 2017 program year and will not appear in the 2016 Verified Results Report; but iii) the project's Participant Incentives will be used to calculate 2016 Cost Effectiveness;**
35	Allocated Budget	Each LDC's assigned portion of the Province's $ 1.835 billion CDM Plan Budget of the 2015-2020 Conservation First Framework.

	Cost Effectiveness Terms	
36	Total Resource Cost Cost Effectiveness Test	A cost effectiveness test that measures the net cost of CDM based on the total costs of the program including both participants' and utility's costs.
37	Program Administrator Cost Cost Effectiveness Test	A cost effectiveness test that measures the net cost of CDM based on costs incurred by the program administrator, including incentive costs and excluding net costs incurred by the participant.
38	Levelized Unit Energy Cost Cost Effectiveness Test	A cost effectiveness test that normalizes the costs incurred by the program administrator per unit of energy or demand reduced.