



Electricity Price Comparison

Before You Sign Up, Compare Prices

Job Code: 175-05-038
Version: V4_DH
Date: September 16, 2020
Description: Electricity Res.
Online EN – **WINTER**
DRAFT
MarcomCentral.ca 


Understanding the Price Comparison

This Price Comparison compares the price customers pay on the Electricity line of the bill from their utility to the price of electricity offered by the energy retailer. This is not a total bill comparison.

Customers who purchase their electricity from their utility can choose to pay either Time-of-Use (TOU) or Tiered prices. **Check your latest bill or contact your utility to see which price structure you are currently on. These prices can change every May and November.**

Table A shows TOU prices and Table B shows Tiered prices. Both are billed by your utility and set by the Ontario Energy Board (OEB). Table C shows the price of electricity offered by the energy retailer.

The information above and below and in Tables A and B was prepared by the OEB. Table C and the “Description of Contract Price Offer” was prepared by the energy retailer.



Use the OEB’s Online Bill Calculator to Compare Prices.

Before you enter into an energy contract, get a current price comparison.
Use your own utility bill, the contract price offer and the OEB’s bill calculator.
Go to [OEB.ca/calculator](https://www.oeb.ca/calculator)

Before Comparing Prices

Here are key things you need to know:

1. Other Charges

Even if you switch to an energy retailer, you will still have to pay other charges each month to have your electricity delivered to your home by your utility. These charges include Delivery and Regulatory charges as well as taxes.

2. The Global Adjustment (GA)

All electricity customers pay a portion of the GA. The electricity prices offered by your utility include an estimate of the GA. If you switch to an energy retailer, you will still have to pay your share of the GA and it will appear as a separate line item on your electricity bill. The GA is calculated, and can change, each month. For more information about the GA, contact the OEB.

3. TOU Pricing

Under TOU pricing, **the amount you pay for electricity depends on when you use it.**

A typical household uses roughly:

- 64% (or 448 kWh) during Off-Peak hours when prices are lowest
- 18% (or 126 kWh) during Mid-Peak hours when prices are higher
- 18% (or 126 kWh) during On-Peak hours when prices are highest

These patterns are reflected in Table A.

4. Tiered Pricing

Under Tiered pricing, a customer can use a certain amount of electricity each month at a lower price. Once that limit is exceeded, the higher price applies. In the winter period (Nov. 1 - Apr. 30), the Tier 1 threshold is 1,000 kWh. In the summer period (May 1 - Oct. 31), the Tier 1 threshold is 600 kWh. The winter Tier 1 threshold is reflected in Table B.

The tables assume the typical Ontario household’s electricity use of 700 kWh per month.
The amount of electricity you use in a month may be different.

TABLE



Electricity Line Price From Your Utility (for TOU customers)

These prices are set by the OEB. The bill amounts are calculated using the TOU consumption pattern described on the left. Your usage pattern may be different.

Off-Peak 448 kWh x 10.1 cents	\$45.25
Mid-Peak 126 kWh x 14.4 cents	\$18.14
On-Peak 126 kWh x 20.8 cents	\$26.21
GA: 10.69 cents/kWh (This is a forecast cost which is included in the above prices as described to the left)	
*Estimated Electricity Line Monthly Total	\$89.60

TABLE



Electricity Line Price From Your Utility (for Tiered customers)

These prices are set by the OEB.

Winter Tier 1 (up to 1,000 kWh) 700 kWh x 11.9 cents	\$83.30
Winter Tier 2 (over 1,000 kWh) 0 kWh x 13.9 cents	N/A
GA: 10.69 cents/kWh (This is a forecast cost which is included in the above prices as described to the left)	
*Estimated Electricity Line Monthly Total	\$83.30

*You will also have to pay other charges to your utility including Delivery and Regulatory charges as well as taxes.

TABLE



Electricity Line Contract Price Offered By:

These prices are not set by the OEB.

700 kWh x ???.?cents	\$XX.XX
GA: 10.69 cents/kWh (This is a forecast cost that can vary monthly)	\$74.83
*Estimated Electricity Line Monthly Total	\$XX.XX

Description of Contract Price Offer

The Contract Price Offer information below and in Table C above has been prepared by:

It has not been reviewed or approved by the OEB.

Electricity Price Comparison

Before You Sign Up, Compare Prices

Still Have Questions?

Contact the energy retailer that gave you this sheet or the Ontario Energy Board.

Ontario Energy Board Public Information Centre


Hours: 8:30 a.m. – 5 p.m., Monday to Friday

In Toronto: 416-314-2455

Toll-free: 1-877-632-2727

TTY: 1-844-621-9977 (toll-free within Ontario)

publicinformation@oeb.ca

 @OntEnergyBoard

 OEB.ca

Acknowledgment

I have read and understood this Price Comparison sheet.

This Price Comparison sheet is not part of the energy contract. Keep a copy for your records.

Optional Retailer Document Control no.
[field]

Valid from:
[field]

Electricity Price Comparison

Before You Sign Up, Compare Prices

Still Have Questions?

Contact the energy retailer that gave you this sheet or the Ontario Energy Board.

Ontario Energy Board Public Information Centre


Hours: 8:30 a.m. – 5 p.m., Monday to Friday

In Toronto: 416-314-2455

Toll-free: 1-877-632-2727

TTY: 1-844-621-9977 (toll-free within Ontario)

publicinformation@oeb.ca

 @OntEnergyBoard

 OEB.ca

Acknowledgment

I have read and understood this Price Comparison sheet.

Signature

Date

This Price Comparison sheet is not part of the energy contract. Sign and keep it for your records.

Optional Retailer
Document Control no. [field]

Valid from:
[field]

Rev.: [field]

ELECTRICITY | RESIDENTIAL



Electricity Price Comparison

Before You Sign Up, Compare Prices

Job Code: 175-05-038
Version: V18_DH
Date: September 16, 2020

Description: Electricity Res.
Print EN – **WINTER**

DRAFT

MarcomCentral.ca



Print Version


Understanding the Price Comparison

This Price Comparison compares the price customers pay on the Electricity line of the bill from their utility to the price of electricity offered by the energy retailer. This is not a total bill comparison.

Customers who purchase their electricity from their utility can choose to pay either Time-of-Use (TOU) or Tiered prices. **Check your latest bill or contact your utility to see which price structure you are currently on. These prices can change every May and November.**

Table A shows TOU prices and Table B shows Tiered prices. Both are billed by your utility and set by the Ontario Energy Board (OEB). Table C shows the price of electricity offered by the energy retailer.

The information on this page and in Tables A and B was prepared by the OEB. Table C and the “Description of Contract Price Offer” was prepared by the energy retailer.



Use the OEB’s Online Bill Calculator to Compare Prices.

Before you enter into an energy contract, get a current price comparison.
Use your own utility bill, the contract price offer and the OEB’s bill calculator.
Go to [OEB.ca/calculator](https://www.oeb.ca/calculator)

Before Comparing Prices

Here are key things you need to know:

1. Other Charges

Even if you switch to an energy retailer, you will still have to pay other charges each month to have your electricity delivered to your home by your utility. These charges include Delivery and Regulatory charges as well as taxes.

2. The Global Adjustment (GA)

All electricity customers pay a portion of the GA. The electricity prices offered by your utility include an estimate of the GA. If you switch to an energy retailer, you will still have to pay your share of the GA and it will appear as a separate line item on your electricity bill. The GA is calculated, and can change, each month. For more information about the GA, contact the OEB.

3. TOU Pricing

Under TOU pricing, **the amount you pay for electricity depends on when you use it.**

A typical household uses roughly:

- 64% (or 448 kWh) during Off-Peak hours when prices are lowest
- 18% (or 126 kWh) during Mid-Peak hours when prices are higher
- 18% (or 126 kWh) during On-Peak hours when prices are highest

These patterns are reflected in Table A.

4. Tiered Pricing

Under Tiered pricing, a customer can use a certain amount of electricity each month at a lower price. Once that limit is exceeded, the higher price applies. In the winter period (Nov. 1 - Apr. 30), the Tier 1 threshold is 1,000 kWh. In the summer period (May 1 - Oct. 31), the Tier 1 threshold is 600 kWh. The winter Tier 1 threshold is reflected in Table B.

The tables assume the typical Ontario household’s electricity use of 700 kWh per month.
The amount of electricity you use in a month may be different.

TABLE



Electricity Line Price From Your Utility (for TOU customers)

These prices are set by the OEB. The bill amounts are calculated using the TOU consumption pattern described on the left. Your usage pattern may be different.

Off-Peak 448 kWh x 10.1 cents	\$45.25
Mid-Peak 126 kWh x 14.4 cents	\$18.14
On-Peak 126 kWh x 20.8 cents	\$26.21
GA: 10.69 cents/kWh (This is a forecast cost which is included in the above prices as described to the left)	
*Estimated Electricity Line Monthly Total	\$89.60

TABLE



Electricity Line Price From Your Utility (for Tiered customers)

These prices are set by the OEB.

Winter Tier 1 (up to 1,000 kWh) 700 kWh x 11.9 cents	\$83.30
Winter Tier 2 (over 1,000 kWh) 0 kWh x 13.9 cents	N/A
GA: 10.69 cents/kWh (This is a forecast cost which is included in the above prices as described to the left)	
*Estimated Electricity Line Monthly Total	\$83.30

*You will also have to pay other charges to your utility including Delivery and Regulatory charges as well as taxes.

TABLE



Electricity Line Contract Price Offered By:

These prices are not set by the OEB.

700 kWh x ???.?cents	\$XX.XX
GA: 10.69 cents/kWh (This is a forecast cost that can vary monthly)	\$74.83
*Estimated Electricity Line Monthly Total	\$XX.XX

Description of Contract Price Offer

The Contract Price Offer information below and in Table C above has been prepared by:

It has not been reviewed or approved by the OEB.



Electricity Price Comparison

Before You Sign Up, Compare Prices

Job Code: 175-05-038
Version: V4 _DH
Date: September 16, 2020

Description: Non-residenatial
Online EN

DRAFT

MarcomCentral.ca




Understanding the Price Comparison

This Price Comparison compares the price businesses pay on the Electricity line of the bill from their utility to the price of electricity offered by the energy retailer. This is not a total bill comparison.

Businesses that purchase their electricity from their utility can choose to pay either Time-of-Use (TOU) or Tiered prices. **Check your latest bill or contact your utility to see which price structure you are currently on. These prices can change every May and November.**

Table A shows TOU prices and Table B shows Tiered prices. Both are billed by your utility and set by the Ontario Energy Board (OEB). Table C shows the price of electricity offered by the energy retailer.

The information above and below and in Tables A and B was prepared by the OEB. Table C and the “Description of Contract Price Offer” was prepared by the energy retailer.



Use the OEB’s Online Bill Calculator to Compare Prices.

Before you enter into an energy contract, get a current price comparison. Use your own utility bill, the contract price offer and the OEB’s bill calculator. **Go to [OEB.ca/calculator](https://www.oeb.ca/calculator)**

Before Comparing Prices

Here are key things you need to know:

1. Other Charges

Even if you switch to an energy retailer, you will still have to pay other charges each month to have your electricity delivered to your business by your utility. These charges include Delivery and Regulatory charges as well as taxes.

2. The Global Adjustment (GA)

All electricity customers pay a portion of the GA. The electricity prices offered by your utility include an estimate of the GA. If you switch to an energy retailer, you will still have to pay your share of the GA and it will appear as a separate line item on your electricity bill. The GA is calculated, and can change, each month. For more information about the GA, contact the OEB.

3. TOU Pricing

Under TOU pricing, **the amount your business pays for electricity depends on when you use it.** For example, a small business may use:

- 64% (or 448 kWh) during Off-Peak hours when prices are lowest
- 18% (or 126 kWh) during Mid-Peak hours when prices are higher
- 18% (or 126 kWh) during On-Peak hours when prices are highest

These patterns are reflected in Table A.

4. Tiered Pricing

Under Tiered pricing, a business can use up to 750 kWh each month at a lower price. Once that Tier 1 limit is exceeded, the higher price applies.

Tables A, B and C compare prices for three different levels of monthly electricity use. **Check your bill and select the kWh level that is closest to what your business uses each month.**

TABLE



Electricity Line Price From Your Utility (for TOU customers)

These prices are set by the OEB. The bill amounts are calculated using the TOU consumption pattern described on the left. Your usage pattern may be different.

	1,000 kWh	6,500 kWh	12,000 kWh
Off-Peak 10.1 cents/kWh	\$64.64	\$420.16	\$775.68
Mid-Peak 14.4 cents/kWh	\$25.92	\$168.48	\$311.04
On-Peak 20.8 cents/kWh	\$37.44	\$243.36	\$449.28
GA: 10.69 cents/kWh (This is a forecast cost, which is included in the above prices as described to the left.)			
*Estimated Electricity Line Monthly Total			
	\$128.00	\$832.00	\$1,536.00

TABLE



Electricity Line Price From Your Utility (for Tiered customers)

These prices are set by the OEB.

	1,000 kWh	6,500 kWh	12,000 kWh
Tier 1 (up to 750 kWh x 11.9 cents)	\$89.25	\$89.25	\$89.25
Tier 2 (over 750 kWh x 13.9 cents)	\$34.75	\$799.25	\$1,563.75
GA: 10.69 cents/kWh (This is a forecast cost, which is included in the above prices as described to the left.)			
*Estimated Electricity Line Monthly Total			
	\$124.00	\$888.50	\$1,653.00

TABLE



Electricity Line Contract Price Offered By:

These prices are not set by the OEB.

1,000 kWh	6,500 kWh	12,000 kWh
X.X cents/kWh	X.X cents/kWh	X.X cents/kWh
GA: 10.69 cents/kWh (This is a forecast cost that can vary monthly.)		
\$106.90	\$694.85	\$1,282.80
*Estimated Electricity Line Monthly Total		
\$XX.XX	\$XX.XX	\$XX.XX

Description of Contract Price Offer

The Contract Price Offer information below and in Table C above has been prepared by:

It has not been reviewed or approved by the OEB.

*You will also have to pay other charges to your utility including Delivery and Regulatory charges as well as taxes.

Electricity Price Comparison

Before You Sign Up, Compare Prices

Still Have Questions?

Contact the energy retailer that gave you this sheet or the Ontario Energy Board.

Ontario Energy Board Public Information Centre


Hours: 8:30 a.m. – 5 p.m., Monday to Friday

In Toronto: 416-314-2455

Toll-free: 1-877-632-2727

TTY: 1-844-621-9977 (toll-free within Ontario)

publicinformation@oeb.ca

 @OntEnergyBoard

 OEB.ca

Acknowledgment

I have read and understood this Price Comparison sheet.

This Price Comparison sheet is not part of the energy contract. Keep a copy for your records.

Optional Retailer Document Control no.
[field]

Valid from:
[field]

Electricity Price Comparison

Before You Sign Up, Compare Prices

Still Have Questions?

Contact the energy retailer that gave you this sheet or the Ontario Energy Board.

Ontario Energy Board Public Information Centre


Hours: 8:30 a.m. – 5 p.m., Monday to Friday


In Toronto: 416-314-2455

Toll-free: 1-877-632-2727

TTY: 1-844-621-9977 (toll-free within Ontario)

publicinformation@oeb.ca

 @OntEnergyBoard

 OEB.ca

Acknowledgment

I have read and understood this Price Comparison sheet.

Signature

Date

This Price Comparison sheet is not part of the energy contract. Sign and keep it for your records.

Optional Retailer

Document Control no. [field]

Rev.: [field]

Valid from:

[field]

ELECTRICITY | NON-RESIDENTIAL



Electricity Price Comparison

Before You Sign Up, Compare Prices

Job Code: 175-05-038
Version: V6_DH
Date: September 16, 2020

Description: Non-residential
Print EN

DRAFT

MarcomCentral.ca



Print Version


Understanding the Price Comparison

This Price Comparison compares the price businesses pay on the Electricity line of the bill from their utility to the price of electricity offered by the energy retailer. This is not a total bill comparison.

Businesses that purchase their electricity from their utility can choose to pay either Time-of-Use (TOU) or Tiered prices. **Check your latest bill or contact your utility to see which price structure you are currently on. These prices can change every May and November.**

Table A shows TOU prices and Table B shows Tiered prices. Both are billed by your utility and set by the Ontario Energy Board (OEB). Table C shows the price of electricity offered by the energy retailer.

The information on this page and in Tables A and B was prepared by the OEB. Table C and the “Description of Contract Price Offer” was prepared by the energy retailer.



Use the OEB’s Online Bill Calculator to Compare Prices.

Before you enter into an energy contract, get a current price comparison. Use your own utility bill, the contract price offer and the OEB’s bill calculator. **Go to [OEB.ca/calculator](https://www.oeb.ca/calculator)**

Before Comparing Prices

Here are key things you need to know:

1. Other Charges

Even if you switch to an energy retailer, you will still have to pay other charges each month to have your electricity delivered to your business by your utility. These charges include Delivery and Regulatory charges as well as taxes.

2. The Global Adjustment (GA)

All electricity customers pay a portion of the GA. The electricity prices offered by your utility include an estimate of the GA. If you switch to an energy retailer, you will still have to pay your share of the GA and it will appear as a separate line item on your electricity bill. The GA is calculated, and can change, each month. For more information about the GA, contact the OEB.

3. TOU Pricing

Under TOU pricing, **the amount your business pays for electricity depends on when you use it.** For example, a small business may use:

- 64% (or 448 kWh) during Off-Peak hours when prices are lowest
- 18% (or 126 kWh) during Mid-Peak hours when prices are higher
- 18% (or 126 kWh) during On-Peak hours when prices are highest

These patterns are reflected in Table A.

4. Tiered Pricing

Under Tiered pricing, a business can use up to 750 kWh each month at a lower price. Once that Tier 1 limit is exceeded, the higher price applies.

Tables A, B and C compare prices for three different levels of monthly electricity use. **Check your bill and select the kWh level that is closest to what your business uses each month.**

TABLE



Electricity Line Price From Your Utility (for TOU customers)

These prices are set by the OEB. The bill amounts are calculated using the TOU consumption pattern described on the left. Your usage pattern may be different.

	1,000 kWh	6,500 kWh	12,000 kWh
Off-Peak 10.1 cents/kWh	\$64.64	\$420.16	\$775.68
Mid-Peak 14.4 cents/kWh	\$25.92	\$168.48	\$311.04
On-Peak 20.8 cents/kWh	\$37.44	\$243.36	\$449.28
GA: 10.69 cents/kWh (This is a forecast cost, which is included in the above prices as described to the left.)			
*Estimated Electricity Line Monthly Total			
	\$128.00	\$832.00	\$1,536.00

TABLE



Electricity Line Price From Your Utility (for Tiered customers)

These prices are set by the OEB.

	1,000 kWh	6,500 kWh	12,000 kWh
Tier 1 (up to 750 kWh x 11.9 cents)	\$89.25	\$89.25	\$89.25
Tier 2 (over 750 kWh x 13.9 cents)	\$34.75	\$799.25	\$1,563.75
GA: 10.69 cents/kWh (This is a forecast cost, which is included in the above prices as described to the left.)			
*Estimated Electricity Line Monthly Total			
	\$124.00	\$888.50	\$1,653.00

TABLE



Electricity Line Contract Price Offered By:

These prices are not set by the OEB.

1,000 kWh	6,500 kWh	12,000 kWh
X.X cents/kWh	X.X cents/kWh	X.X cents/kWh
GA: 10.69 cents/kWh (This is a forecast cost that can vary monthly.)		
\$106.90	\$694.85	\$1,282.80
*Estimated Electricity Line Monthly Total		
\$XX.XX	\$XX.XX	\$XX.XX

Description of Contract Price Offer

The Contract Price Offer information below and in Table C above has been prepared by:

It has not been reviewed or approved by the OEB.

*You will also have to pay other charges to your utility including Delivery and Regulatory charges as well as taxes.