



WATERLOO NORTH HYDRO INC.

**January 1, 2023 IRM
Rate Filing**

EB-2022-0067

ED-2002-0575

Waterloo North Hydro Inc. Distribution Rate Adjustment Application

SUMMARY OF APPLICATION

EB-2022-0067 / ED-2002-0575

IN THE MATTER OF the Ontario Energy Board Act, 1998, S. O. 1998, c. 15, Schedule B of the Energy Competition Act, 1998:

AND IN THE MATTER OF an Application by Waterloo North Hydro Inc. for an order approving just and reasonable rates as set out in this Application in accordance with the Ontario Energy Board's Filing Guidelines for the Adjustments of the Electricity Distribution Rates for January 1, 2023 Distribution Rate Adjustments and PILs in accordance with May 24, 2022 Chapter 3 of the Filing Requirements for Electricity Distribution Rate Applications.

Article I.

1.0a Introduction

- 1.1 Waterloo North Hydro Inc. ("WNH") submits this Application and supporting documentation for a rate adjustment and rate riders pursuant to the Ontario Energy Board's Filing Guidelines for January 1, 2023 Distribution Rate Adjustments and PILs, issued for the instructions on May 24, 2022.
- 1.2 The utility continues to operate under the authority of a Board of Directors and has been incorporated as "Waterloo North Hydro Inc." under the Ontario *Business Corporations Act* since May 1, 2000. WNH operates under Electricity Distribution Licence ED-2002-0575.
- 1.3 WNH received Board approval on December 10, 2020 for revised rate adjustments, effective January 1, 2021, to its unbundled distribution rates in accordance with the Board's May 14, 2020 Chapter 2 Cost of Service Filing Requirements for Transmission and Distribution Applications, its associated 2021 PILs, Fixed and Volumetric Rate Riders, and adjustment to its Retail Transmission Service Rates [EB-2020-0059].

- 1.4 WNH received Board approval on December 9, 2021 for rate adjustments, to be effective and implemented January 1, 2022, to its unbundled distribution rates in accordance with Chapter 3 of the Filing Requirements for Transmission and Distribution Applications and 4th Generation Incentive Regulation Mechanism (IRM4) policies, its associated Fixed and Volumetric Rate Riders and adjustment to its Retail Transmission Service Rates as provided in the Board's model and instructions on June 24, 2021 [EB-2021-0062].
- 1.5 In this filing, WNH is seeking approval for rate adjustments, to be effective and implemented January 1, 2023, to its unbundled distribution rates in accordance with Chapter 3 of the Filing Requirements for Electricity Distribution Rate Applications and 4th Generation Incentive Regulation Mechanism (IRM4) policies, its associated Fixed and Volumetric Rate Riders and adjustment to its Retail Transmission Service Rates as provided in the Board's model and instructions on May 24, 2022 as well as the model updates issued on May 27, 2022.
- 1.6 Contact Information for the 2023 IRM Application:

Albert Singh
VP Finance & CFO
519-888-5542
asingh@wnhydro.com

1.0b Company Size and Number of Customers

- 1.7 WNH is a municipally owned electricity distribution company. WNH serves approximately 58,000 residential, commercial, and industrial customers in the City of Waterloo and the Townships of Wellesley and Woolwich.

1.0c Customer Profile

- 1.8 The Company currently uses seven customer classes for the purpose of distribution rates and billing: Residential, General Service < 50 kW, General Service > 50 kW, Large Use, Street Lighting, Unmetered Scattered Load and Embedded Distributor.
- 1.9 The Residential class consists of a mix of rural and urban residential homes along with some individually metered multi-unit apartment buildings.
- 1.10 The General Service < 50 kW class consists of a wide range of customers including: office buildings, medium and small commercial and industrial establishments, farms, apartment and condominium buildings.
- 1.11 The General Service > 50 kW class is typically comprised of large commercial and industrial customers.
- 1.12 The Large Use class consists of one large use customer with an average load over five megawatts.
- 1.13 The Street Light class contributes less than 1% to the Company's current distribution revenue.
- 1.14 The Unmetered Scattered Load class contributes less than 1% to the Company's current distribution revenue.
- 1.15 The Embedded Distributor rate class contributes less than 1% to the Company's current distribution revenue.

1.0d Previously Denied Amounts

- 1.16 WNH has not previously been denied any amounts that are included in the account balances in this application.

1.0e Internet Address

WNH’s internet address is wnhydro.com for the purpose of viewing the application and related documents as required in the May 24, 2022 Filing Requirements for Electricity Distribution Rate Applications – 2022 Edition for 2023 Rate Applications.

1.0f Confidentiality

Pursuant to OEB’s Rules of Practice and Procedure document, this letter is to confirm that Waterloo North Hydro Inc.’s January 1, 2023 IRM Rate Filing Application (EB-2022-0067) does not include any personal information that is not otherwise redacted in accordance with rule 9A – Filing of Documents that Contain Personal Information.

2.0 Information supporting the data filed in this Application:

WNH has provided the following Attachments:

Attachment	Description
A	Rate Generator Model
B	GA Analysis Workform
C	Current January 1, 2022 Tariff Sheet
D	2021 Cost of Service Settlement Agreement
E	Revenue Requirement Work Form
F	2023 IRM Checklist
G	1588-1589 GL Reconciliation 2015-2021

2.1 2022 Rate Generator and Supplementary Work Forms

WNH has included in its application a completed 2023 Rate Generator Model as Attachment A. The Model has been provided in both electronic (Excel) and PDF form. Additionally, WNH has included the GA Analysis Workform which is calculated outside of the Model in Attachment B. WNH has included its Settlement Agreement and Revenue Requirement Work Form from its 2021 Cost of Service Filing (EB-2020-0059) as Attachment D and E respectively. WNH has also included the 2023 IRM Checklist as provided by the OEB.

2.2 Current Tariff Sheet

WNH has included in its application a PDF Copy of the Current January 1, 2022 Tariff Sheet as Attachment C.

2.3 Customers Affected

This application will affect all of WNH's rate classes and therefore all of its customers.

WNH expects that its customers may require further information about rate impacts as a result of this application. It will undertake to inform and explain the rate changes and the reasons for them to customers.

2.4 Price Cap Index Adjustment

WNH has used the model proxy values of 3.3% as the Price Escalator (GDP-IPI), a 0.0% Productivity Factor and a Group III 0.3% Stretch Factor Value, for a Price Cap Index of 3.0%, as prescribed in Sheet 16 of the 2022 Rate Generator Model. WNH understands that Board staff will adjust WNH's 2023 rate application model for the final GDP-IPI, once it is available.

Per WNH's 2021 Cost of Service Rate Application, EB-2020-0059 Settlement Proposal page 31 of 43, *"WNH agrees to adjust its rate design proposal for all classes, except the residential class, such that the 2020 fixed rate will be maintained in 2021 if it is otherwise above the Minimum System plus PLCC level... For clarity, WNH is still eligible to obtain one hundred percent (100%) of the value of all IRM rate increases through the variable portion of the charges applicable to each affected class. The Parties acknowledge that WNH's ability to comply with this provision is dependent on adjustments to the relevant IRM model for each year to accommodate these changes."*

WNH has detailed in Table 2.4a how it estimated the rate increase from 2022 Rates to 2023 Rates. 2022 forecasted kWh and kW are based on WNH's Load Forecast included as part of its 2021 Cost of Service Rate Application.

Table 2.4a – Proposed Fixed and Variable Rate Increase

		Per 2021 COS RRWF 13. Rate Design			Per 2021 Load Forecast 2023 Projections			Fixed shift to Variable Calculation			Proposed Rates	
		A	B	C	D	E	F	G	H = A*D*G*12	I = H / E or F	J = A*(1+G) or A	K = B*(1+G)+I
		2022 - Fixed	2022 - Variable	2021 Min. System w. PLCC Adj.	Customers/ Connections	kWh	kW	IRM Increase %	2023 Fixed Revenue Increase (\$)	2023 Variable Rate Increase for Fixed Portion	2023 - Fixed	2023 - Variable
Residential	kWh	33.71		22.47	52,395	380,765,247		3.00%	N/A	0	34.72	-
GS < 50 kW	kWh	33.71	0.0183	25.82	6,121	193,392,324		3.00%	74,281.24	0.0004	33.71	0.0192
GS > 50 kW	kW	125.96	5.6486	77.28	810	722,422,155	1,872,944	3.00%	36,729.99	0.0196	125.96	5.8377
Large User	kW	7,359.96	4.4882	402.08	1	97,943,056	173,531	3.00%	2,649.59	0.0153	7,359.96	4.6381
Street Lighting	kW	0.37	10.4055	6.57	15,325	2,999,656	8,578	3.00%	N/A	0	0.38	10.7177
Unmetered Scattered Load	kWh	11.20	0.0159	11.18	552	3,267,488		3.00%	2,225.67	0.0007	11.20	0.0171
Embedded Distributor	kW	-	0.0221	113.79	1	48,274,846	113,843	3.00%	N/A	0	-	0.0228

2.5 Accuracy of Billing Determinants

WNH confirms the accuracy of the billing determinants that were pre-populated in the model with the exception of the following items, which were not resolved:

i) On Sheet 11 RTSR – UTRs & Sub-Tx, Kitchener-Wilmot Hydro had a rate change effective June 1, 2021, however the model presents the data as effective dates Jan – Jun 2021 and Jul – Dec 2021.

ii) On Sheet 11 RTSR – Historical Wholesale the ‘Add Extra Host Here (I)’ and ‘Add Extra Host Here (II)’ cells are locked and therefore Kitchener Wilmot and GrandBridge Energy respectively could not be entered.

iii) On Sheet 19 Final Tariff Schedule, the model lists the OEB case number incorrectly as EB-2002-0067. The cell is locked and therefore the correct case number of EB-2022-0067 could not be entered.

2.6 Tax Sharing

In accordance with IRM4, a 50/50 sharing of the impact of currently known legislated tax changes as applied to the tax level reflected in the Board-approved base rates has been calculated. There have been no known legislative tax changes and therefore no associated Tax Savings Rate Rider has been calculated for any rate class. In WNH’s 2021 Cost of Service Rate Application, Account 1592 balances related to Bill C-97 Accelerated Investment Incentive Program (AIIP) for 2019 and 2020 were approved on a final basis. WNH included the current AIIP factor of 1.5X in the approved PILs model for 2021 and therefore no balances are anticipated to arise in Account 1592 until the wind-down of the AIIP begins.

2.7 Deferral and Variance Account Balances

WNH has not exceeded the disposition threshold of \$.001/kWh of its Group 1 Account Deferral and Variance Account Balances as reflected in Sheet 4 of its 2023 Rate Generator Model, however, WNH is electing to dispose of the Group 1 account balances as WNH would prefer to clear balances in preparation for its merger with Kitchener Wilmot Hydro (EB-2022-0006). WNH has included its detailed information and calculations in Sheet 3 to Sheet 7 of its 2023 Rate Generator Model and included its final proposed rate riders in Sheet 19 of its 2022 Rate Generator Model (Attachment A).

The Group 1 Account Balances include the Low Voltage Variance Account; the Smart Metering Entity (SME) Charge Variance; the RSVA Accounts – Wholesale Market Service Charge, Variance WMS – Sub-account CBR Class B, Retail Transmission Network Charge, and Retail Transmission Connection Charge balances capture the variances from January 1, 2021 through December 31, 2021. Power and Global Adjustment Balances capture the variances from January 1, 2019 through December 31, 2021.

Per WNH's 2021 Cost of Service Rate Application, EB-2020-0059 Settlement Proposal page 39 of 43, *"The Parties taking a position on this issue accept WNH's proposal for Group 1 deferral and variance accounts, save and except Accounts 1588 and 1589. The Parties taking a position on this issue agree that there will be no disposition of Accounts 1588 and 1589 as proposed in the Application at this time. WNH agrees to cooperate with OEB Staff in the special purpose inspection of Accounts 1588 and 1589 with respect to the prior period adjustment of approximately \$2.6 million credit that is recorded in Account 1588 and refund to the IESO for the same amount arising from the RPP submissions and GA reconciliation accrual process. The inspection is to focus on the accuracy of the adjustment figure(s) and the debit/credit positions of the adjustment(s) instead of the GA reconciliation accrual process that was followed by WNH (the process is no longer used by WNH) but not in conformity with the Accounting Procedure Handbook and the Accounting Guidance issued in February 2019. The special purpose inspection is also to determine any impacts from the prior period adjustment of approximately \$2.6 million to the Account 1589 balance. Once the inspection is completed, WNH is to report back to the OEB for the result of the*

inspection and to make an application to the OEB for disposition of Accounts 1588 and 1589 in accordance with OEB policies and process.”

At the time of this filing, the inspection has been completed and is pending the final inspection report to be published by the OEB. Through the process of the inspection, WNH applied the OEB’s Accounting Guidance issued in February 2019 retroactively to years 2015 – 2018 as well as to years 2019 – 2020. This resulted in the following principal adjustments recorded in year 2020:

- Account 1588: Principal adjustments of (\$73,249) with interest adjustments of \$12,910 for a total of (\$60,339).
- Account 1589: Principal adjustments of (\$949,062) with interest adjustments of (\$115,952) for a total of (\$1,065,014).

WNH notes that 1588 & 1589 balances for the years of 2015 – 2018 were previously approved for disposition on a final basis. However, given the magnitude of the adjustments and the fact that they are in favour of customers, WNH believes that correcting the amounts is a fair and prudent action. Of the principal adjustments referred to above, (\$150,641) and (\$1,417,250) relate to adjustments to 2015 – 2018 for Account 1588 and 1589, respectively.

As described above as well, 2019 and 2020 1588 & 1589 balances were not previously approved for disposition and would not be sought for approval until the completion of the inspection. As a result of the inspection, \$21,751 and \$393,945 adjustments have been made for 2019 1588 & 1589 balances, respectively. For 2020, adjustments of \$55,642 and \$74,243 have been made for 2020 1588 & 1589 balances, respectively. WNH has included these balances and adjustments in the 2023 GA Analysis Workform (Attachment B).

All of the above adjustments have been included in the DVA Continuity Schedule as principal and interest adjustments in 2020. The amounts will be recorded in the general ledger in 2022 and will be presented as reversing principal adjustments in 2022 accordingly.

The total of the 2015 – 2018 corrections as well as the revised balances for 2019 – 2020 create the opening principal balances for 2021; (\$682,786) and (\$897,220) for 1588 & 1589, respectively. These amounts are reconciled in Attachment G – 1588-1589 GL Reconciliation 2015-2021. These balances will be confirmed by the OEB once the Inspection Report is issued. The issuance date is expected to occur before the interrogatory period for this application.

The OEB's inspection of Accounts 1588 & 1589 did not include any inspection of 2021 balances. WNH has included principal balances of (\$531,464) and (\$1,281,209) for 1588 & 1589, respectively with no principal adjustments. These have been included in the 2023 GA Analysis Workform.

WNH is proposing a one-year disposition period in the repayment of its Group 1 Deferral and Variance Account Balances at December 31, 2021. This disposition period is in accordance with the Board's EDDVAR Report default disposition period of one year for deferral and variance accounts.

WNH has provided a summary of the Deferral and Variance accounts proposed for disposition in Table 2.7a below. WNH notes that in Sheet 3 Column BQ of the 2023 Rate Generator Model has recorded the Projected Interest for January 2022 to December 2022 on WNH's 2021 balances.

In Column BV of Sheet 3, 2023 Continuity Schedule of Deferral and Variance Balances of the 2023 Rate Generator Model, the Variance between the 2.1.7 RRR data and the 2021 Balance (Principal and Interest) is calculated. All balances agree to the RRR balances filed for December 31, 2021 with the exception of (\$339,776) in RSVA – Wholesale Market Service Charge, RSVA – Power (60,339) and RSVA – Global Adjustment (1,065,014) accounts.

The (\$339,776) in RSVA – Wholesale Market Service Charge agrees to the Variance WMS – Sub-account CBR Class B. As per the IRM Model Account 1580 RSVA WMS balance inputted into this schedule is to exclude any amounts relating to CBR. The 1580 RRR balance does include CBR which accounts for the variance. No adjustment required.

The (\$60,339) in RSVA – Power Charge and the (\$1,065,014) in RSVA – Global Adjustment are related to the OEB’s inspection and have been described above.

WNH has detailed in Tables 2.7b and 2.7c below the Cost Allocation and Calculation of the Rate Riders for the Deferral and Variance Accounts. WNH notes that the Rate Rider for Global Adjustment is applicable only for Non-RPP Customers. WNH has included the Calculation of Projected Interest on December 31, 2021 Balances for accounts included in the Total Claim in Table 2.7d.

WNH did not make any adjustments to deferral and variance account balances that were previously approved by the Board on a final basis with the exception of 1588 & 1589 balances relating to years 2015 – 2018 as a result of the OEB’s inspection as described above. These adjustments have been described in section 2.15 Adjustments to Deferral and Variance Accounts below.

Table 2.7a – Summary of Deferral and Variance Accounts

Account Descriptions	Account Number	Closing Principal Balances as of Dec 31-21 Adjusted for Dispositions during 2022	Closing Interest Balances as of Dec 31-21 Adjusted for Dispositions during 2022	Projected Interest from Jan 1, 2022 to December 31, 2022 on Dec 31 -21 balance adjusted for disposition during 2022	Total Claim \$
Group 1 Accounts					
LV Variance Account	1550	161,016	2,758	2,001	165,775
Smart Metering Entity Charge Variance Account	1551	(32,145)	(853)	(399)	(33,397)
RSVA - Wholesale Market Service Charge	1580	1,247,057	(3,757)	15,495	1,258,795
Variance WMS – Sub-account CBR Class A	1580	-	-	-	-
Variance WMS – Sub-account CBR Class B	1580	(296,870)	454	(3,689)	(300,105)
RSVA - Retail Transmission Network Charge	1584	2,261,849	2,059	28,103	2,292,011
RSVA - Retail Transmission Connection Charge	1586	(456,865)	(501)	(5,677)	(463,043)
RSVA - Power	1588	(1,214,250)	(20,225)	(15,087)	(1,249,562)
RSVA - Global Adjustment	1589	(2,178,429)	(112,993)	(27,067)	(2,318,489)
		-	-	-	-
Disposition and Recovery/Refund of Regulatory Balances (2018)	1595	60,545	(62,426)	752	-
Disposition and Recovery/Refund of Regulatory Balances (2019)	1595	1,502,012	(1,497,332)	18,662	-
Disposition and Recovery/Refund of Regulatory Balances (2020)	1595	153,321	(114,403)	1,905	-
Disposition and Recovery/Refund of Regulatory Balances (2021)	1595	(32,367)	(100,012)	(402)	-
Disposition and Recovery/Refund of Regulatory Balances (2022) <i>Not to be disposed of until a year after rate rider has expired and that balance has been audited</i>	1595	678,862	5,438	8,435	-
		-	-	-	-
RSVA - Global Adjustment	1589	(2,178,429)	(112,993)	(27,067)	(2,318,489)
Total Group 1 Balance excluding Account 1589 - Global Adjustment		3,992,422	(1,647,081)	50,099	1,670,474
Total Group 1 Balance		1,813,993	(1,760,074)	23,032	(648,015)
		-	-	-	-
Total		1,813,993	(1,760,074)	23,032	(648,015)

Table 2.7b – Cost Allocation Deferral & Variance Balances

Allocation of Group 1 Accounts (Excluding Account 1589 - Global Adjustment)										
Rate Class	Unit	% of Total kWh	% of Customer Numbers **	1550	1551	1580	1584	1586	1588*	Total
Residential	\$/kWh	30.8%	89.7%	50,802	(29,970)	387,897	702,394	(141,901)	(385,052)	584,169
General Service Less Than 50 kW	\$/kWh	13.5%	10.3%	22,329	(3,427)	170,490	308,719	(62,369)	(169,239)	266,501
General Service 50 to 4,999 kW	\$/kW	46.1%	0.0%	76,930	-	580,428	1,063,643	(214,882)	(576,171)	929,949
Large Use	\$/kW	6.2%	0.0%	10,179	-	77,723	140,739	(28,433)	(77,153)	123,055
Unmetered Scattered Load	\$/kWh	0.2%	0.0%	368	-	2,808	5,084	(1,027)	(2,787)	4,446
Street Lighting	\$/kW	0.3%	0.0%	417	-	3,183	5,764	(1,165)	(3,160)	5,039
Embedded Distributor	\$/kW	2.9%	0.0%	4,750	-	36,265	65,668	(13,267)	(35,999)	57,417
Total		100.0%	100.0%	165,775	(33,397)	1,258,795	2,292,011	(463,043)	(1,249,562)	1,970,576

* RSVA - Power (Excluding Global Adjustment)

** Calculation based on Residential and GS < 50kW Customers only. Used to allocate Account 1551 as this account records the variances arising from the Smart Metering Entity Charges.

1589 RSVA - Global Adjustment				
Rate Class	Unit	Billed kWh for Non-RPP Customers	% of Total Non-RPP kWh	1589 GA
Residential	\$/kWh	5,028,525	1.1%	(25,932)
General Service Less Than 50 kW	\$/kWh	30,752,967	7.0%	(158,591)
General Service 50 to 4,999 kW	\$/kW	360,271,371	81.8%	(1,857,899)
Large Use	\$/kW	87,081,781	0.0%	-
Unmetered Scattered Load	\$/kWh	-	0.0%	-
Street Lighting	\$/kW	3,566,727	0.8%	(18,393)
Embedded Distributor	\$/kW	40,632,140	9.2%	(209,538)
Total		527,333,511	100.0%	(2,270,353)

Table 2.7c – Calculation of Deferral & Variance Rate Riders

Please indicate the Rate Rider Recovery Period (in years)

Rate Class	Unit	Total Metered kWh	Metered kW or kVA	Allocation of Group 1 Account Balances to All Classes	Allocation of Group 1 Account Balances to Non-WMP Classes Only	Deferral/Variance Account Rate Rider	Deferral/Variance Account Rate Rider for Non-WMP	Capacity Based Recovery Rate Rider	Unit	Total GA \$ allocated to Current Class B Customers	Global Adjustment Rate Rider
Residential	\$/kWh	434,604,346	-	584,170		0.0013	-	(0.0003)	\$/kWh	(25,932)	(0.0052)
General Service Less Than 50 kW	\$/kWh	191,018,779	-	266,502		0.0014	-	(0.0003)	\$/kWh	(158,591)	(0.0052)
General Service 50 to 4,999 kW	\$/kW	658,126,433	1,711,584	925,692	4,257	0.5408	0.0025	(0.0965)	\$/kWh	(1,857,899)	(0.0052)
Large Use	\$/kW	87,081,781	151,120	123,055		0.8143	-	-	\$/kWh	-	-
Unmetered Scattered Load	\$/kWh	3,145,674	-	4,445		0.0014	-	(0.0003)	\$/kWh	-	-
Street Lighting	\$/kW	3,566,727	9,949	5,040		0.5066	-	(0.0943)	\$/kWh	(18,393)	(0.0052)
Embedded Distributor	\$/kW	40,632,140	92,316	57,417		0.6220	-	(0.1157)	\$/kWh	(209,538)	(0.0052)
Total		1,418,175,880	1,964,969	1,966,322	4,257					(2,270,353)	

Table 2.7d - Calculation of Projected Interest on December 31, 2021 Balances

Account Description	USoA #	December 31, 2020 Closing Balance after Approved Dispositions for 2021	Interest Rate Used*	Projected Interest from Jan 1, 2022 to December 31, 2022 on Dec 31 -21 balance adjusted for disposition during 2022
LV Variance Account	1550	\$ 161,016	1.24%	\$ 2,001
Smart Metering Entity Charge Variance Account	1551	\$ (32,145)	1.24%	\$ (399)
RSVA - Wholesale Market Service Charge (less CBR Class A)	1580	\$ 1,247,057	1.24%	\$ 15,495
Variance WMS – Sub-account CBR Class B	1580	\$ (296,870)	1.24%	\$ (3,689)
RSVA - Retail Transmission Network Charge	1584	\$ 2,261,849	1.24%	\$ 28,103
RSVA - Retail Transmission Connection Charge	1586	\$ (456,865)	1.24%	\$ (5,677)
RSVA - Power	1588	\$ (1,214,250)	1.24%	\$ (15,087)
RSVA - Global Adjustment	1589	\$ (2,178,429)	1.24%	\$ (27,067)
Total		\$ (508,637)		\$ (6,320)

* Blended interest rate used calculated based on 2022:

Q1: 0.57% , Q2: 1.02% Q3-Q4: 2.20%

2.8 Capacity Based Recovery

WNH has followed the July 25, 2016 Accounting Guidance on Capacity Based Recovery:

“Distributors are expected to file for disposition of Group 1 deferral and variance accounts pursuant to the applications process established by the OEB. Distributors are expected to report Account 1580 Variance – WMS, Sub-account CBR Class A and Class B on their continuity schedules. However, only Class B balances will be disposed through the rate proceedings.”

The Rate Rider for Capacity Based Recovery – Class B has been calculated in the 2023 IRM Rate Generator Model. In accordance with the OEB note on Sheet 6.2 CBR B per section 3.2.5.4, since the allocated Account 1580 sub-account CBR Class B amount does not produce a rate rider in one or more rate classes (except for the Standby rate class), a distributor is to transfer the entire OEB-approved CBR Class B amount into 1580 WMS control account to be disposed through the general purpose Group 1 DVA rate riders.

It is noted that in 2019 there was 1 customer who switched from Class B to Class A on July 1, and 2 customers who switched from Class A to Class B. In 2020, there were 2 customers that switched from Class B to Class A, and 1 customer that switched from Class A to Class B. In 2021, there were 2 customers that switched from Class B to Class A, and 2 customers that switched from Class A to Class B. These customers' usage and demand has been provided in Sheet 6 Class A Consumption Data.

2.9 Retail Transmission Service Rates

Electricity distributors are charged the Ontario Uniform Transmission Rates (“UTRs”) at the wholesale level and subsequently pass these charges on to their distribution customers through the Retail Transmission Service Rates (“RTSRs”). The UTRs are charges for network, line connection and transformation connection services.

The Board has incorporated the RTSR calculations within its 2023 IRM Model in Sheets 10 through 15.

WNH has included its 2021 billing determinants as specified in Sheet 12, RTSR – Historical Wholesale of the 2023 IRM Model.

In Sheets 11 and 12 of the 2023 IRM Model, information for two additional Host Distributors has been included. The first Host Distributor listed is Kitchener-Wilmot Hydro (KW) and the second Host Distributor is GrandBridge Energy – Formerly Energy + (E+).

On Tab 20 Bill Impacts of the 2023 IRM Model, on all rate classes it states *“In the manager’s summary, discuss the reasoning for the change in RTSR rates”*. The main reason for the increase is the approved Uniform Transmission Rates – Network which increased by 5% from Jan 1, 2021 to Jul 1, 2021, by 5% from Jul 1, 2021 to Jan 1, 2022, and by 6% from Jan 1, 2022 to April 1, 2022.

Table 2.9a Rate Orders Applicable to Host Distributors KW & GrandBridge Energy

LDC	Filing #	Effective January 1, 2021		Effective January 1, 2022		Effective January 1, 2023
		Rate Order Applicable	Months Applicable To	Rate Order Applicable	Months Applicable To	Rate Order Applicable
KW	EB-2020-0035	January 1, 2021	Jan-May 2021			
	EB-2021-0074	June 1, 2021	Jun-Dec 2021			
	EB-2021-0038			January 1, 2022	2022	Used January 1, 2022 Rates
GrandBridge Energy	EB-2020-0016	January 1, 2021	2021	January 1, 2021	2021	
	EB-2021-0018			January 1, 2022	2022	Used January 1, 2022 Rates

WNH notes that in accordance with its billing arrangements with its Embedded Distributor, Retail Transmission Rates are not applicable.

WNH has provided the proposed RTSR rates, as derived from Sheet 15 of the 2023 IRM model, in Table 2.9b below.

All of WNH's GS > 50 kW customers are interval metered as of August 2020, therefore there are no Proposed RTSR Network or RTSR Connection rates associate with rate class General Service 50 to 999 kW.

Table 2.9b Proposed January 1, 2022 Retail Transmission Service Rates

Rate Class	Unit	Proposed RTSR Network	Proposed RTSR Connection
Residential	\$/kWh	\$ 0.0099	\$ 0.0024
General Service Less Than 50 kW	\$/kWh	\$ 0.0092	\$ 0.0022
General Service 50 to 999 kW	\$/kW	\$ -	\$ -
General Service 50 to 999 kW - Interval Metered	\$/kW	\$ 4.0164	\$ 1.0799
General Service 1,000 to 4,999 kW - Interval Meters	\$/kW	\$ 4.0110	\$ 1.0790
Large Use	\$/kW	\$ 4.4468	\$ 1.0838
Unmetered Scattered Load	\$/kWh	\$ 0.0092	\$ 0.0022
Street Lighting	\$/kW	\$ 2.8520	\$ 0.6683
Embedded Distributor	\$/kW	\$ -	\$ -

WNH has provided the details of the 2021 Retail Transmission Network and Connection kW Quantities, for which WNH incurred charges, in Table 2.9c below.

Table 2.9c 2021 Retail Transmission Network and Connection kW Quantities

Month	NW - Network kW					CN - Line Connection					CN - Line Transformation				
	IESO	HONI	KW	GrandBridge	Total	IESO	HONI	KW	GrandBridge	Total	IESO	HONI	KW	GrandBridge	Total
Jan	185,183	5,326	4,269	10,796	205,574	189,690	5,326	4,269	10,796	210,081	27,143	5,326			32,469
Feb	187,296	5,350	4,202	11,030	207,879	194,946	5,402	4,202	11,030	215,580	26,268	5,402			31,670
Mar	184,066	5,359	3,767	10,622	203,814	188,065	5,493	3,767	10,746	208,072	25,516	5,493			31,009
Apr	159,058	4,772	3,513	9,525	176,869	171,576	4,897	3,513	9,701	189,687	24,079	4,897			28,976
May	203,446	4,569	3,644	10,554	222,213	208,009	4,569	3,644	10,554	226,776	23,965	4,569			28,534
Jun	224,687	5,376	4,809	11,897	246,770	247,624	5,376	4,809	11,897	269,707	26,858	5,376			32,234
Jul	234,651	5,513	4,716	14,234	259,114	241,312	5,513	4,716	14,234	265,775	27,270	5,513			32,783
Aug	245,405	5,681	4,914	15,291	271,291	254,948	5,681	4,914	15,291	280,834	26,938	5,681			32,619
Sep	196,832	5,813	3,688	10,889	217,222	204,154	5,813	3,688	10,889	224,544	22,550	5,813			28,363
Oct	169,225	4,669	3,924	9,780	187,598	177,658	4,805	3,924	10,130	196,517	22,206	4,805			27,011
Nov	189,475	4,687	4,068	10,957	209,188	192,156	4,760	4,068	10,957	211,942	25,614	4,760			30,374
Dec	193,012	5,405	4,234	11,063	213,714	197,351	5,405	4,234	11,063	218,053	25,486	5,405			30,891
Total	2,372,336	62,522	49,749	136,638	2,621,245	2,467,489	63,040	49,749	137,288	2,717,566	303,893	63,040	-	-	366,933

2.10 Low Voltage Service Rate

WNH has included Low Voltage Cost Recovery in its rates since May 1, 2006 and has reflected the increase of subsequent price caps adjustment in its records. WNH is aware that the price cap index adjustment is no longer applied to the Low Voltage Service Rates and proposes to continue its low voltage cost recovery at its current level.

2.11 Commodity Accounts 1588 and 1589

Section 3.2.5.2 of Chapter 3 of the Board's Filing Requirements for Electricity Distribution Rate Applications – 2021 Edition for 2022 Rate Applications states: *“All distributors are required to complete and submit the GA Analysis Workform for each year that has not previously been approved by the OEB for disposition, irrespective of whether they are seeking disposition of the Account 1589 balance as part of their current application.”*

WNH has included the GA Analysis Workform for fiscal years 2019, 2020 and 2021. WNH last received approval for disposition for 2017 and 2018 Account 1588 and 1589 balances in the 2019 IRM application for 2020 rates.

Section 3.2.5.3 also states that:

“A distributor that is requesting final disposition of balances for the first time following implementation of the Accounting Guidance must confirm that it has fully implemented the Accounting Guidance effective from January 1, 2019.”

WNH confirms that it has fully implemented the Accounting Guidance effective from January 1, 2019. As a result, WNH has updated its internal processes for accounting for RSVA 1588 and 1589 balances accordingly. This has been tested thoroughly during the OEB's inspection of WNH's Account 1588 & 1589 balances.

Per the Accounting Guidance, WNH submits a post-final adjustment for RPP settlement on Day 3 or 4 of the third subsequent month. To clarify by way of an example, RPP consumption in January 2021 is estimated in February 2021, trued up for GA rates in March 2021, and trued up once more in April 2021 for final billed kWh consumption. This schedule generally provides ample time for billing cycles to be completed. WNH has built its settlement and RSVA accounting processes around the OEB's Illustrative Commodity Model and has implemented extra checks and balances to ensure accurate submissions. If billing corrections are required that are outside of the 3-month window, WNH submits a true-up settlement amount with the IESO and adjusts RSVA Account 1588 and 1589 balances accordingly. This process is performed annually at the following year-end when it can be reasonably assured that all billing corrections are complete. Outside of the corrections proposed as part of the OEB's inspection of Accounts 1588 & 1589, no material adjustments were required for 2021.

2.12 Certification of Evidence

Section 3.1.2 of Chapter 3 of the Board's Filing Requirements for Electricity Distribution Rate Applications – 2022 Edition for 2023 Rate Applications states: "Chapter 1 contains, among other matters, the requirement that applicants include a certification by a senior officer that the evidence filed, including the models and appendices, is accurate, consistent and complete to the best of their knowledge, a certification that the distributor has processes and internal controls in place for the preparation, review, verification and oversight of account balances being disposed, as well as a certification regarding personal information."

I, Rene W. Gatien, President and Chief Executive Officer of Waterloo North Hydro Inc. certify that Waterloo North Hydro Inc. has robust processes and internal controls in place for the preparation, review, verification and oversight of the account balances being disposed and as well as controls in place regarding personal information.

Original Signed By

Rene W. Gatien, P. Eng., MBA
President and Chief Executive Officer

2.13 1595 Analysis Workform

WNH has not included the 1595 Analysis Workform. WNH requested disposition of residual balances in Account 1595 Sub-accounts for each vintage year only once, on a final basis.

2.14 Adjustments to Deferral and Variance Accounts

Section 3.2.5 of Chapter 3 of the Board's Filing Requirements for Electricity Distribution Rate Applications – 2022 Edition for 2023 Rate Applications states: "The OEB expects that no adjustments are made to any DVA balances previously approved by the OEB on a final basis. If any adjustments have been made, the distributor must provide explanations for the nature and the amount of the adjustment(s), and include appropriate supporting documentation..."

As described above, WNH is proposing adjustments to be made to Account 1588 and 1589 balances for the years of 2015 – 2018, all of which have been previously approved on a final basis. As part of WNH's 2021 Cost of Service filing EB-2020-0059, WNH committed to cooperating with the OEB to accurately quantify the impact of issues identified in WNH's RPP settlement process during the historical years of 2015 – 2018. As indicated in the OEB's letter issued on August 3, 2022, WNH and the OEB have agreed upon correcting entries to Accounts 1588 & 1589

based on the results of the inspection. WNH is proposing asymmetric adjustments in favour of WNH customers. Given that the variance arose due to errors in WNH's settlement process during those years and that the corrections are in favour of customers, WNH believes that these adjustments provide the fairest outcome for customers. More details related to the adjustments will be published as part of the OEB's final Inspection Report.

2.15 Lost Revenue Adjustment Mechanism Variance Account (LRAMVA)

WNH has not claimed any amounts for LRAMVA in this application. As per WNH's 2022 IRM application EB-2021-0062, WNH made a final claim for 2019 and 2020 and will not be seeking any claims for 2021 and beyond. The only transactions in Account 1568 in 2021 related to the recording of the 2022 application claim in the 2021 general ledger and is presented as a reversing principal adjustment in that period. The only transactions in 2022 will be the principal and interest dispositions. WNH does not intend on continuing the use of LRAMVA for new CDM activities.

3.0 Proposed Rates

WNH has provided the Proposed January 1, 2023 Tariff of Rates and Charges in Table 3.0a below. The Rate Generator Model, which calculated the proposed rates and charges and the Tariff Schedule, has been submitted in excel format with this application.

WNH proposes to implement the new rates as of January 1, 2023. WNH will prorate the customers' bills in order that consumption prior to January 1, 2023 will be billed at its current approved rates and post January 1, 2023 consumption will be billed at the rates proposed in this rate application.

Table 3.0a Proposed January 1, 2023 Tariff of Rate and Charges

Waterloo North Hydro Inc. TARIFF OF RATES AND CHARGES Effective and Implementation Date January 1, 2023

This schedule supersedes and replaces all previously approved schedules of Rates, Charges and Loss Factors

EB-2022-0067

RESIDENTIAL SERVICE CLASSIFICATION

This classification applies to an account taking electricity at 750 volts or less where the electricity is used exclusively in a separate metered living accommodation. Customers shall be residing in single-dwelling units that consist of a detached house or one unit of a semi-detached, duplex, triplex or quadruplex house, with a residential zoning. Separately metered dwellings within a town house complex or apartment building also qualify as residential customers. All customers are single-phase. Class B consumers are defined in accordance with O. Reg. 429/04. Further servicing details are available in the distributor's Conditions of Service.

APPLICATION

The application of these rates and charges shall be in accordance with the Licence of the Distributor and any Code or Order of the Ontario Energy Board, and amendments thereto as approved by the Ontario Energy Board, which may be applicable to the administration of this schedule.

No rates and charges for the distribution of electricity and charges to meet the costs of any work or service done or furnished for the purpose of the distribution of electricity shall be made except as permitted by this schedule, unless required by the Distributor's Licence or a Code or Order of the Ontario Energy Board, and amendments thereto as approved by the Ontario Energy Board, or as specified herein.

Unless specifically noted, this schedule does not contain any charges for the electricity commodity, be it under the Regulated Price Plan, a contract with a retailer or the wholesale market price, as applicable. In addition, the charges in the MONTHLY RATES AND CHARGES - Regulatory Component of this schedule do not apply to a customer that is an embedded wholesale market participant.

It should be noted that this schedule does not list any charges, assessments or credits that are required by law to be invoiced by a distributor and that are not subject to Ontario Energy Board approval, such as the Global Adjustment and the HST.

MONTHLY RATES AND CHARGES - Delivery Component

Service Charge	\$	34.72
Smart Metering Entity Charge - effective until December 31, 2023	\$	0.43
Low Voltage Service Rate	\$/kWh	0.0003
Rate Rider for Disposition of Global Adjustment Account (2023) - effective until December 31, 2023 Applicable only for Non-RPP Customers	\$/kWh	(0.0052)
Rate Rider for Disposition of Deferral/Variance Accounts (2023) - effective until December 31, 2023	\$/kWh	0.0013
Rate Rider for Disposition of Capacity Based Recovery Account (2023) - effective until December 31, 2023 Applicable only for Class B Customers	\$/kWh	(0.0003)
Retail Transmission Rate - Network Service Rate	\$/kWh	0.0099
Retail Transmission Rate - Line and Transformation Connection Service Rate	\$/kWh	0.0024

MONTHLY RATES AND CHARGES - Regulatory Component

Wholesale Market Service Rate (WMS) - not including CBR	\$/kWh	0.0030
Capacity Based Recovery (CBR) - Applicable for Class B Customers	\$/kWh	0.0004
Rural or Remote Electricity Rate Protection Charge (RRRP)	\$/kWh	0.0005
Standard Supply Service - Administrative Charge (if applicable)	\$	0.25

GENERAL SERVICE LESS THAN 50 KW SERVICE CLASSIFICATION

This classification applies to a non residential account taking electricity at 750 volts or less whose average monthly maximum demand is less than, or is forecast to be less than, 50 kW. Class B consumers are defined in accordance with O. Reg. 429/04. Further servicing details are available in the distributor's Conditions of Service.

APPLICATION

The application of these rates and charges shall be in accordance with the Licence of the Distributor and any Code or Order of the Ontario Energy Board, and amendments thereto as approved by the Ontario Energy Board, which may be applicable to the administration of this schedule.

No rates and charges for the distribution of electricity and charges to meet the costs of any work or service done or furnished for the purpose of the distribution of electricity shall be made except as permitted by this schedule, unless required by the Distributor's Licence or a Code or Order of the Ontario Energy Board, and amendments thereto as approved by the Ontario Energy Board, or as specified herein.

Unless specifically noted, this schedule does not contain any charges for the electricity commodity, be it under the Regulated Price Plan, a contract with a retailer or the wholesale market price, as applicable. In addition, the charges in the MONTHLY RATES AND CHARGES - Regulatory Component of this schedule do not apply to a customer that is an embedded wholesale market participant.

It should be noted that this schedule does not list any charges, assessments or credits that are required by law to be invoiced by a distributor and that are not subject to Ontario Energy Board approval, such as the Global Adjustment and the HST.

MONTHLY RATES AND CHARGES - Delivery Component

Service Charge	\$	33.71
Smart Metering Entity Charge - effective until December 31, 2023	\$	0.43
Distribution Volumetric Rate	\$/kWh	0.0192
Low Voltage Service Rate	\$/kWh	0.0003
Rate Rider for Disposition of Global Adjustment Account (2023) - effective until December 31, 2023 Applicable only for Non-RPP Customers	\$/kWh	(0.0052)
Rate Rider for Disposition of Deferral/Variance Accounts (2023) - effective until December 31, 2023	\$/kWh	0.0014
Rate Rider for Disposition of Capacity Based Recovery Account (2023) - effective until December 31, 2023 Applicable only for Class B Customers	\$/kWh	(0.0003)
Retail Transmission Rate - Network Service Rate	\$/kWh	0.0092
Retail Transmission Rate - Line and Transformation Connection Service Rate	\$/kWh	0.0022

MONTHLY RATES AND CHARGES - Regulatory Component

Wholesale Market Service Rate (WMS) - not including CBR	\$/kWh	0.0030
Capacity Based Recovery (CBR) - Applicable for Class B Customers	\$/kWh	0.0004
Rural or Remote Electricity Rate Protection Charge (RRRP)	\$/kWh	0.0005
Standard Supply Service - Administrative Charge (if applicable)	\$	0.25

GENERAL SERVICE 50 TO 4,999 KW SERVICE CLASSIFICATION

This classification applies to a non residential account whose average monthly maximum demand used for billing purposes is equal to or greater than, or is forecast to be equal to or greater than, 50 kW but less than 5,000 kW. Class A and Class B consumers are defined in accordance with O. Reg. 429/04. Further servicing details are available in the distributor's Conditions of Service. Note that for the application of the Retail Transmission Rate - Network Service Rate and the Retail Transmission Rate - Line and Transformation Connection Service Rate the following sub-classifications apply: General Service 50 to 999 kW non-interval metered; General Service 50 to 999 kW interval metered; and General Service 1,000 to 4,999 kW interval metered.

APPLICATION

The application of these rates and charges shall be in accordance with the Licence of the Distributor and any Code or Order of the Ontario Energy Board, and amendments thereto as approved by the Ontario Energy Board, which may be applicable to the administration of this schedule.

No rates and charges for the distribution of electricity and charges to meet the costs of any work or service done or furnished for the purpose of the distribution of electricity shall be made except as permitted by this schedule, unless required by the Distributor's Licence or a Code or Order of the Ontario Energy Board, and amendments thereto as approved by the Ontario Energy Board, or as specified herein.

Unless specifically noted, this schedule does not contain any charges for the electricity commodity, be it under the Regulated Price Plan, a contract with a retailer or the wholesale market price, as applicable. In addition, the charges in the MONTHLY RATES AND CHARGES - Regulatory Component of this schedule do not apply to a customer that is an embedded wholesale market participant.

If included in the following listing of monthly rates and charges, the rate rider for the disposition of WMS - Sub-account CBR Class B is not applicable to wholesale market participants (WMP), customers that transitioned between Class A and Class B during the variance account accumulation period, or to customers that were in Class A for the entire period. Customers who transitioned are to be charged or refunded their share of the variance disposed through customer specific billing adjustments. This rate rider is to be consistently applied for the entire period to the sunset date of the rate rider. In addition, this rate rider is applicable to all new Class B customers.

If included in the following listing of monthly rates and charges, the rate rider for the disposition of Global Adjustment is only applicable to non-RPP Class B customers. It is not applicable to WMP, customers that transitioned between Class A and Class B during the variance account accumulation period, or to customers that were in Class A for the entire period. Customers who transitioned are to be charged or refunded their share of the variance disposed through customer specific billing adjustments. This rate rider is to be consistently applied for the entire period to the sunset date of the rate rider. In addition, this rate rider is applicable to all new non-RPP Class B customers.

It should be noted that this schedule does not list any charges, assessments or credits that are required by law to be invoiced by a distributor and that are not subject to Ontario Energy Board approval, such as the Global Adjustment and the HST.

MONTHLY RATES AND CHARGES - Delivery Component

Service Charge	\$	125.96
Distribution Volumetric Rate	\$/kW	5.8377
Low Voltage Service Rate	\$/kW	0.1322
Rate Rider for Disposition of Global Adjustment Account (2023) - effective until December 31, 2023 Applicable only for Non-RPP Customers	\$/kWh	(0.0052)

Rate Rider for Disposition of Deferral/Variance Accounts (2023) - effective until December 31, 2023 Applicable only for Non-Wholesale Market Participants	\$/kW	0.0025
Rate Rider for Disposition of Deferral/Variance Accounts (2023) - effective until December 31, 2023	\$/kW	0.5408
Rate Rider for Disposition of Capacity Based Recovery Account (2023) - effective until December 31, 2023 Applicable only for Class B Customers	\$/kW	(0.0965)
Retail Transmission Rate - Network Service Rate - (less than 1,000 kW)	\$/kW	0.0000
Retail Transmission Rate - Network Service Rate - Interval Metered (less than 1,000 kW)	\$/kW	4.0164
Retail Transmission Rate - Network Service Rate - Interval Metered (1,000 to 4,999 kW)	\$/kW	4.0110
Retail Transmission Rate - Line and Transformation Connection Service Rate - (less than 1,000 kW) (see Gross Load Billing Note)		
	\$/kW	0.0000
Retail Transmission Rate - Line and Trans. Connection Service Rate - Interval Metered (less than 1,000 kW) (see Gross Load Billing Note)		
	\$/kW	1.0799
Retail Transmission Rate - Line and Trans. Connection Service Rate - Interval Metered (1,000 to 4,999 kW) (see Gross Load Billing Note)		
	\$/kW	1.0790

MONTHLY RATES AND CHARGES - Regulatory Component

Wholesale Market Service Rate (WMS) - not including CBR	\$/kWh	0.0030
Capacity Based Recovery (CBR) - Applicable for Class B Customers	\$/kWh	0.0004
Rural or Remote Electricity Rate Protection Charge (RRRP)	\$/kWh	0.0005
Standard Supply Service - Administrative Charge (if applicable)	\$	0.25

GROSS LOAD BILLING NOTE

The Billing Demand for Line and Transformation Connection Services is defined as the Non-Coincident Peak demand (MW) in any hour of the month. The customer demand in any hour is the sum of (a) the loss adjusted demand supplied from the distribution system plus (b) the demand that is supplied by embedded generation installed after October 30, 1998, which have installed capacity of 2 MW or more for renewable generation and 1 MW or higher for non-renewable generation. The term renewable generation refers to a facility that generates electricity from the following sources: wind, solar, Biomass, Bio-oil, Bio-gas, landfill gas, or water. The demand supplied by embedded generation will not be adjusted for loss.

LARGE USE SERVICE CLASSIFICATION

This classification applies to an account whose average monthly maximum demand used for billing purposes is equal to or greater than, or is forecast to be equal to or greater than, 5,000 kW. Class A and Class B consumers are defined in accordance with O. Reg. 429/04. Further servicing details are available in the distributor's Conditions of Service.

APPLICATION

The application of these rates and charges shall be in accordance with the Licence of the Distributor and any Code or Order of the Ontario Energy Board, and amendments thereto as approved by the Ontario Energy Board, which may be applicable to the administration of this schedule.

No rates and charges for the distribution of electricity and charges to meet the costs of any work or service done or furnished for the purpose of the distribution of electricity shall be made except as permitted by this schedule, unless required by the Distributor's Licence or a Code or Order of the Ontario Energy Board, and amendments thereto as approved by the Ontario Energy Board, or as specified herein.

Unless specifically noted, this schedule does not contain any charges for the electricity commodity, be it under the Regulated Price Plan, a contract with a retailer or the wholesale market price, as applicable. In addition, the charges in the MONTHLY RATES AND CHARGES - Regulatory Component of this schedule do not apply to a customer that is an embedded wholesale market participant.

If included in the following listing of monthly rates and charges, the rate rider for the disposition of WMS - Sub-account CBR Class B is not applicable to wholesale market participants (WMP), customers that transitioned between Class A and Class B during the variance account accumulation period, or to customers that were in Class A for the entire period. Customers who transitioned are to be charged or refunded their share of the variance disposed through customer specific billing adjustments. This rate rider is to be consistently applied for the entire period to the sunset date of the rate rider. In addition, this rate rider is applicable to all new Class B customers.

If included in the following listing of monthly rates and charges, the rate rider for the disposition of Global Adjustment is only applicable to non-RPP Class B customers. It is not applicable to WMP, customers that transitioned between Class A and Class B during the variance account accumulation period, or to customers that were in Class A for the entire period. Customers who transitioned are to be charged or refunded their share of the variance disposed through customer specific billing adjustments. This rate rider is to be consistently applied for the entire period to the sunset date of the rate rider. In addition, this rate rider is applicable to all new non-RPP Class B customers.

It should be noted that this schedule does not list any charges, assessments or credits that are required by law to be invoiced by a distributor and that are not subject to Ontario Energy Board approval, such as the Global Adjustment and the HST.

MONTHLY RATES AND CHARGES - Delivery Component

Service Charge	\$	7,359.96
Distribution Volumetric Rate	\$/kW	4.6381
Low Voltage Service Rate	\$/kW	0.1424
Rate Rider for Disposition of Deferral/Variance Accounts (2023) - effective until December 31, 2023	\$/kW	0.8143
Retail Transmission Rate - Network Service Rate - Interval Metered	\$/kW	4.4468
Retail Transmission Rate - Line and Transformation Connection Service Rate - Interval Metered (see Gross Load Billing Note)		
	\$/kW	1.0838

MONTHLY RATES AND CHARGES - Regulatory Component

Wholesale Market Service Rate (WMS) - not including CBR	\$/kWh	0.0030
Capacity Based Recovery (CBR) - Applicable for Class B Customers	\$/kWh	0.0004
Rural or Remote Electricity Rate Protection Charge (RRRP)	\$/kWh	0.0005
Standard Supply Service - Administrative Charge (if applicable)	\$	0.25

GROSS LOAD BILLING NOTE

The Billing Demand for Line and Transformation Connection Services is defined as the Non-Coincident Peak demand (MW) in any hour of the month. The customer demand in any hour is the sum of (a) the loss adjusted demand supplied from the distribution system plus (b) the demand that is supplied by embedded generation installed after October 30, 1998, which have installed capacity of 2 MW or more for renewable generation and 1 MW or higher for non-renewable generation. The term renewable generation refers to a facility that generates electricity from the following sources: wind, solar, Biomass, Bio-oil, Bio-gas, landfill gas, or water. The demand supplied by embedded generation will not be adjusted for loss.

UNMETERED SCATTERED LOAD SERVICE CLASSIFICATION

This classification applies to an account taking electricity at 750 volts or less whose average monthly maximum demand is less than, or is forecast to be less than, 50 kW and the consumption is unmetered. Such connections include cable TV power packs, bus shelters, telephone booths, traffic lights, railway crossings, etc. The level of the consumption will be agreed to by the distributor and the customer, based on detailed manufacturer information/ documentation with regard to electrical consumption of the unmetered load or periodic monitoring of actual consumption. Class B consumers are defined in accordance with O. Reg. 429/04. Further servicing details are available in the distributor's Conditions of Service.

APPLICATION

The application of these rates and charges shall be in accordance with the Licence of the Distributor and any Code or Order of the Ontario Energy Board, and amendments thereto as approved by the Ontario Energy Board, which may be applicable to the administration of this schedule.

No rates and charges for the distribution of electricity and charges to meet the costs of any work or service done or furnished for the purpose of the distribution of electricity shall be made except as permitted by this schedule, unless required by the Distributor's Licence or a Code or Order of the Ontario Energy Board, and amendments thereto as approved by the Ontario Energy Board, or as specified herein.

Unless specifically noted, this schedule does not contain any charges for the electricity commodity, be it under the Regulated Price Plan, a contract with a retailer or the wholesale market price, as applicable. In addition, the charges in the MONTHLY RATES AND CHARGES - Regulatory Component of this schedule do not apply to a customer that is an embedded wholesale market participant.

It should be noted that this schedule does not list any charges, assessments or credits that are required by law to be invoiced by a distributor and that are not subject to Ontario Energy Board approval, such as the Global Adjustment and the HST.

MONTHLY RATES AND CHARGES - Delivery Component

Service Charge (per connection)	\$	11.20
Distribution Volumetric Rate	\$/kWh	0.0171
Low Voltage Service Rate	\$/kWh	0.0003
Rate Rider for Disposition of Capacity Based Recovery Account (2023) - effective until December 31, 2023 Applicable only for Class B Customers	\$/kWh	(0.0003)
Rate Rider for Disposition of Deferral/Variance Accounts (2023) - effective until December 31, 2023	\$/kWh	0.0014
Retail Transmission Rate - Network Service Rate	\$/kWh	0.0092
Retail Transmission Rate - Line and Transformation Connection Service Rate	\$/kWh	0.0022

MONTHLY RATES AND CHARGES - Regulatory Component

Wholesale Market Service Rate (WMS) - not including CBR	\$/kWh	0.0030
Capacity Based Recovery (CBR) - Applicable for Class B Customers	\$/kWh	0.0004
Rural or Remote Electricity Rate Protection Charge (RRRP)	\$/kWh	0.0005
Standard Supply Service - Administrative Charge (if applicable)	\$	0.25

STREET LIGHTING SERVICE CLASSIFICATION

This classification applies to an account for roadway lighting with a Municipality, Regional Municipality, Ministry of Transportation and private roadway lighting, controlled by photo cells. The consumption for these customers will be based on the calculated connected load times the required lighting times established in the approved Ontario Energy Board street lighting load shape template. Class B consumers are defined in accordance with O. Reg. 429/04. Further servicing details are available in the distributor's Conditions of Service.

APPLICATION

The application of these rates and charges shall be in accordance with the Licence of the Distributor and any Code or Order of the Ontario Energy Board, and amendments thereto as approved by the Ontario Energy Board, which may be applicable to the administration of this schedule.

No rates and charges for the distribution of electricity and charges to meet the costs of any work or service done or furnished for the purpose of the distribution of electricity shall be made except as permitted by this schedule, unless required by the Distributor's Licence or a Code or Order of the Ontario Energy Board, and amendments thereto as approved by the Ontario Energy Board, or as specified herein.

Unless specifically noted, this schedule does not contain any charges for the electricity commodity, be it under the Regulated Price Plan, a contract with a retailer or the wholesale market price, as applicable. In addition, the charges in the MONTHLY RATES AND CHARGES - Regulatory Component of this schedule do not apply to a customer that is an embedded wholesale market participant.

It should be noted that this schedule does not list any charges, assessments or credits that are required by law to be invoiced by a distributor and that are not subject to Ontario Energy Board approval, such as the Global Adjustment and the HST.

MONTHLY RATES AND CHARGES - Delivery Component

Service Charge (per device)	\$	0.38
Distribution Volumetric Rate	\$/kW	10.7177
Low Voltage Service Rate	\$/kW	0.0878
Rate Rider for Disposition of Global Adjustment Account (2023) - effective until December 31, 2023 Applicable only for Non-RPP Customers	\$/kWh	(0.0052)
Rate Rider for Disposition of Deferral/Variance Accounts (2023) - effective until December 31, 2023	\$/kW	0.5066
Rate Rider for Disposition of Capacity Based Recovery Account (2023) - effective until December 31, 2023 Applicable only for Class B Customers	\$/kW	(0.0943)
Retail Transmission Rate - Network Service Rate	\$/kW	2.8520
Retail Transmission Rate - Line and Transformation Connection Service Rate	\$/kW	0.6683

MONTHLY RATES AND CHARGES - Regulatory Component

Wholesale Market Service Rate (WMS) - not including CBR	\$/kWh	0.0030
Capacity Based Recovery (CBR) - Applicable for Class B Customers	\$/kWh	0.0004
Rural or Remote Electricity Rate Protection Charge (RRRP)	\$/kWh	0.0005
Standard Supply Service - Administrative Charge (if applicable)	\$	0.25

microFIT SERVICE CLASSIFICATION

This classification applies to an electricity generation facility contracted under the Independent Electricity System Operator's microFIT program and connected to the distributor's distribution system. Further servicing details are available in the distributor's Conditions of Service.

APPLICATION

The application of these rates and charges shall be in accordance with the Licence of the Distributor and any Code or Order of the Ontario Energy Board, and amendments thereto as approved by the Ontario Energy Board, which may be applicable to the administration of this schedule.

No rates and charges for the distribution of electricity and charges to meet the costs of any work or service done or furnished for the purpose of the distribution of electricity shall be made except as permitted by this schedule, unless required by the Distributor's Licence or a Code or Order of the Ontario Energy Board, and amendments thereto as approved by the Ontario Energy Board, or as specified herein.

Unless specifically noted, this schedule does not contain any charges for the electricity commodity, be it under the Regulated Price Plan, a contract with a retailer or the wholesale market price, as applicable.

It should be noted that this schedule does not list any charges, assessments or credits that are required by law to be invoiced by a distributor and that are not subject to Ontario Energy Board approval, such as the Global Adjustment and the HST.

MONTHLY RATES AND CHARGES - Delivery Component

Service Charge	\$	4.55
----------------	----	------

EMBEDDED DISTRIBUTOR SERVICE CLASSIFICATION

This classification applies to an electricity distributor licensed by the Ontario Energy Board that is provided electricity by means of this distributor's facilities. Class B consumers are defined in accordance with O. Reg. 429/04. Further servicing details are available in the distributor's Conditions of Service.

APPLICATION

The application of these rates and charges shall be in accordance with the Licence of the Distributor and any Code or Order of the Ontario Energy Board, and amendments thereto as approved by the Ontario Energy Board, which may be applicable to the administration of this schedule.

No rates and charges for the distribution of electricity and charges to meet the costs of any work or service done or furnished for the purpose of the distribution of electricity shall be made except as permitted by this schedule, unless required by the Distributor's Licence or a Code or Order of the Ontario Energy Board, and amendments thereto as approved by the Ontario Energy Board, or as specified herein.

Unless specifically noted, this schedule does not contain any charges for the electricity commodity, be it under the Regulated Price Plan, a contract with a retailer or the wholesale market price, as applicable. In addition, the charges in the MONTHLY RATES AND CHARGES - Regulatory Component of this schedule do not apply to a customer that is an embedded wholesale market participant.

It should be noted that this schedule does not list any charges, assessments or credits that are required by law to be invoiced by a distributor and that are not subject to Ontario Energy Board approval, such as the Global Adjustment and the HST.

MONTHLY RATES AND CHARGES - Delivery Component

Distribution Volumetric Rate	\$/kW	0.0228
Rate Rider for Disposition of Global Adjustment Account (2023) - effective until December 31, 2023 Applicable only for Non-RPP Customers	\$/kWh	(0.0052)
Rate Rider for Disposition of Deferral/Variance Accounts (2023) - effective until December 31, 2023	\$/kW	0.6220
Rate Rider for Disposition of Capacity Based Recovery Account (2023) - effective until December 31, 2023 Applicable only for Class B Customers	\$/kW	(0.1157)

MONTHLY RATES AND CHARGES - Regulatory Component

Wholesale Market Service Rate (WMS) - not including CBR	\$/kWh	0.0030
Capacity Based Recovery (CBR) - Applicable for Class B Customers	\$/kWh	0.0004
Rural or Remote Electricity Rate Protection Charge (RRRP)	\$/kWh	0.0005
Standard Supply Service - Administrative Charge (if applicable)	\$	0.25

ALLOWANCES

Transformer Allowance for Ownership - per kW of billing demand/month	\$/kW	(0.60)
Primary Metering Allowance for Transformer Losses - applied to measured demand & energy	%	(1.00)

SPECIFIC SERVICE CHARGES

APPLICATION

The application of these rates and charges shall be in accordance with the Licence of the Distributor and any Code or Order of the Ontario Energy Board, and amendments thereto as approved by the Ontario Energy Board, which may be applicable to the administration of this schedule.

No charges to meet the costs of any work or service done or furnished for the purpose of the distribution of electricity shall be made except as permitted by this schedule, unless required by the Distributor’s Licence or a Code or Order of the Ontario Energy Board, and amendments thereto as approved by the Ontario Energy Board, or as specified herein.

It should be noted that this schedule does not list any charges, assessments or credits that are required by law to be invoiced by a distributor and that are not subject to Ontario Energy Board approval, such as the Global Adjustment and the HST.

Customer Administration

Easement letter	\$	15.00
Returned cheque (plus bank charges)	\$	15.00
Duplicate invoices for previous billing	\$	15.00
Income tax letter	\$	15.00
Account set up charge / change of occupancy charge (plus credit agency costs if applicable)	\$	30.00
Meter dispute charge plus Measurement Canada fees (if meter found correct)	\$	30.00

Non-Payment of Account

Late payment - per month (effective annual rate 19.56% per annum or 0.04896% compounded daily rate)	%	1.50
Reconnection at meter - during regular hours	\$	65.00
Reconnection at meter - after regular hours	\$	185.00

Other

Specific charge for access to the power poles - \$/pole/year (with the exception of wireless attachments) - Approved on an Interim Basis	\$	35.52
Owner Requested Disconnection/Reconnection at Meter – During Regular Hours	\$	130.00
Owner Requested Disconnection/Reconnection at Meter – After Regular Hours	\$	335.00
Owner Requested Disconnection/Reconnection at Pole/Transformer – During Regular Hours	\$	310.00
Owner Requested Disconnection/Reconnection at Pole/Transformer – After Regular Hours	\$	685.00

RETAIL SERVICE CHARGES (if applicable)

APPLICATION

The application of these rates and charges shall be in accordance with the Licence of the Distributor and any Code or Order of the Ontario Energy Board, and amendments thereto as approved by the Ontario Energy Board, which may be applicable to the administration of this schedule.

No rates and charges for the distribution of electricity and charges to meet the costs of any work or service done or furnished for the purpose of the distribution of electricity shall be made except as permitted by this schedule, unless required by the Distributor's Licence or a Code or Order of the Ontario Energy Board, and amendments thereto as approved by the Ontario Energy Board, or as specified herein.

Unless specifically noted, this schedule does not contain any charges for the electricity commodity, be it under the Regulated Price Plan, a contract with a retailer or the wholesale market price, as applicable.

It should be noted that this schedule does not list any charges, assessments or credits that are required by law to be invoiced by a distributor and that are not subject to Ontario Energy Board approval, such as the Global Adjustment and the HST.

Retail Service Charges refer to services provided by a distributor to retailers or customers related to the supply of competitive electricity

One-time charge, per retailer, to establish the service agreement between the distributor and the retailer	\$	110.05
Monthly Fixed Charge, per retailer	\$	44.03
Monthly Variable Charge, per customer, per retailer	\$/cust.	1.09
Distributor-consolidated billing monthly charge, per customer, per retailer	\$/cust.	0.65
Retailer-consolidated billing monthly credit, per customer, per retailer	\$/cust.	(0.65)
Service Transaction Requests (STR)		
Request fee, per request, applied to the requesting party	\$	0.55
Processing fee, per request, applied to the requesting party	\$	1.09
Request for customer information as outlined in Section 10.6.3 and Chapter 11 of the Retail Settlement Code directly to retailers and customers, if not delivered electronically through the Electronic Business Transaction (EBT) system, applied to the requesting party		
Up to twice a year	\$	no charge
More than twice a year, per request (plus incremental delivery costs)	\$	4.40
Notice of switch letter charge, per letter (unless the distributor has opted out of applying the charge as per the Ontario Energy Board's Decision and Order EB-2015-0304, issued on February 14, 2019)	\$	2.20

LOSS FACTORS

If the distributor is not capable of prorating changed loss factors jointly with distribution rates, the revised loss factors will be implemented upon the first subsequent billing for each billing cycle.

Total Loss Factor - Secondary Metered Customer < 5,000 kW	1.0353
Total Loss Factor - Secondary Metered Customer > 5,000 kW	1.0136
Total Loss Factor - Primary Metered Customer < 5,000 kW	1.025
Total Loss Factor - Primary Metered Customer > 5,000 kW	1.0036

4.0 Rate Impacts

WNH has included Rate Impacts in Table 4.0a. WNH has included for each rate class a typical usage customer.

WNH remains committed to the principle that significant increases or decreases be managed so as to mitigate undue rate impacts in all rate classes. WNH is also concerned that customers understand the rate impacts. Two critical measures of the impact analysis for each rate class are the percentage change from current rates, and the respective dollar amount of the impact. Providing both the dollar impact and the percentage change, puts the increase or decrease in the proper context. WNH used both percentages and dollar amounts in Table 4.0a to demonstrate relative impacts. There is a range from an increase of 0.4% to 2.8% on the total bill including taxes to all classes, except Embedded Distributor where there is a decrease of -1.0% after all proposed rate adjustments have been accounted for.

Table 4.0a Summary Bill Impact by Rate Class

Draft Rate Impacts for 2023 IRM Filing				
Rate Class	Typical kWh Usage	Typical kW Usage	% Total Bill Impact	\$ Total Bill Impact
Residential	750		2.4%	\$2.87
GS < 50 kW	2,000		1.9%	\$5.82
GS > 50 kW	100,000	250	0.4%	\$60.20
Large Use	8,000,000	14,500	2.8%	\$30,551.47
Unmetered Scattered Load	150		1.7%	\$0.54
Street Lighting	50	0.14	0.4%	\$41.25
Embedded Distributor	2,615,000	6,000	-1.0%	(\$3,066.93)

Dated at Waterloo, Ontario this 03rd day of August 2023.

Original Signed By

 Rene W. Gatien, P. Eng., MBA
 President & CEO
 Waterloo North Hydro Inc.

Attachment A

Rate Generator Model

Instructions for Tabs 1, 3 to 7

Summary of Changes from the Prior Year	
1	In the tab 3 Group 1 continuity schedule, the rows for the totals are revised to show total of Group 1 accounts and total claim amount only.

Detailed Instructions for Each Tab

Tab	Tab Details	Step	Details
1 - Information Sheet	This tab shows some information pertaining to the utility and the application.	1	<p>Complete the information sheet.</p> <p>a) <u>Questions 2 to 4</u> Responses to questions 2 to 4 will open the DVA continuity schedule in tab 3 to the appropriate year that DVA balances should first be inputted. The continuity schedule will open starting from the year balances were last approved for disposition, unless the last approved disposition was on an interim basis and there are changes to those balances. If that is the case, the continuity schedule will open from the year of last approved disposition on a final basis. A distributor must also provide an explanation for the change in the previously approved balance.</p> <p>b) <u>Questions 5 and 6</u> If the response to question 5 (GA) or 6 (CBR Class B) is yes, tab 6 relating to Class A customers' consumption will be generated. If the response to question 6 is yes, then tab 6.2 will also be generated. This tab will allocate and dispose the balance in Account 1580, sub-account CBR Class B through a separate rate rider using information inputted in tab 6, unless a rate rider is not produced. If the response to question 6 is no, then the balance in the Account 1580, sub-account CBR Class B will be allocated and disposed with Account 1580 WMS, as part of the general DVA rate rider.</p>
3 - Continuity Schedule	This tab is the continuity schedule that shows all the accounts and the accumulation of the balances a utility has.	2	<p>Complete the DVA continuity schedule.</p> <p>a) <u>For all Group 1 accounts, except Account 1595:</u> The continuity schedule will open from the year the GL balance was last disposed. Start inputting the approved ending balances in the Adjustments column of that year. <i>For example, if in the 2022 rate application, DVA balances as at December 13, 2020 were approved for disposition, the continuity schedule will commence from 2020. Start by inputting the approved closing 2020 balances in the Adjustments column under 2020.</i></p> <p>b) <u>For all Account 1595 sub-accounts:</u> Complete the DVA continuity schedule for each Account 1595 vintage year that has a GL balance as at December 31, 2021, regardless of whether the account is being requested for disposition in the current application. The continuity schedule will open in the year of the earliest Account 1595 vintage year that has a balance. For each Account 1595 sub-account, start inputting data from the year the sub-account started to accumulate a balance (i.e. the vintage year). <i>For example, Account 1595 (2017) would accumulate a balance starting in 2017, when the relevant balances approved for disposition were first transferred into Account 1595 (2017). Input the amount approved for disposition in the OEB Approved Disposition column.</i> <i>Note that the DVA continuity schedule can currently start from 2016. If a utility has residual balance in an Account 1595 with a vintage year prior to 2016, include residual balances for years up to 2016 in the row for Account 1595 (2016 and pre-2016) and provide a separate schedule with amounts broken down by vintage year.</i></p>
		3	<p>Review any balance variance between the DVA continuity schedule and the RRR in column BW. Provide an explanation, if necessary.</p>
4 - Billing Determinant	This tab shows the billing determinants that will be used to allocate account balances and calculate rate riders.	4	<p>Confirm the accuracy of the RRR data used to populate the tab.</p>
		5	<p>Review the disposition threshold calculation. Select whether disposition is being requested or not in the drop down box.</p>
6 - Class A Data Consumption	This tab is to be completed if there were any Class A customers at any point during the period the GA balance or CBR Class B accumulated. The data on this tab is used for the purposes of determining the GA rate rider, CBR Class B rate rider (if applicable), as well as customer specific GA and CBR charges for transition customers (if applicable).	6	<p>This tab is generated when the utility selects yes to questions 5 or 6 in tab 1, indicating they had Class A customers during the period that the GA or CBR balance accumulated.</p>
		7	<p>Under #2a, indicate whether the utility had any customers that transitioned between Class A and B during the period the Account 1589 GA balance accumulated. If yes, tab 6.1a will be generated.</p>
		8	<p>Under #2b, indicate whether the utility had any customers that transitioned between Class A and B during the period the Account 1580, sub-account CBR Class B balance accumulated. If yes, tab 6.2a will be generated.</p>
		9	<p>Under #3a, enter the number of transition customers the utility had during the period the Account 1589 GA or Account 1580 CBR B balances accumulated. A table will be generated based on the number of customers.</p> <p>Complete the table accordingly for each transition customer identified (i.e. kWh/kW for half year periods, and the customer class during the half year). This data will automatically be used in the GA balance and CBR Class B balance allocation to transition customers in tabs 6.1a and 6.2a respectively. This data will also be used in the calculation of billing determinants for GA and CBR Class B balances, as applicable.</p> <p>Note that each transition customer identified in tab 6, table 3a will be assigned a customer number and the number will correspond to the same transition customer populated in tabs 6.1a and 6.2a.</p> <p>Also note that the transition customers identified for the GA may be different than those for CBR Class B. This would depend on the period in which the GA and CBR Class B balances accumulated.</p>
		9	<p>Under #3b, enter the number of rate classes in which there were full year Class A customers during the period the Account 1589 GA balance or Account 1580 CBR Class B balance accumulated. A table will be generated based on the number of rate classes.</p> <p>Complete the table accordingly for each rate class identified (i.e. total Class A consumption in the rate class identified for each year). This data will be used in the calculation of billing determinants for GA and CBR Class B, as applicable.</p>
6.1a - GA Allocation	This tab allocates the GA balance to each transition customer for the period in which these customers were Class B customers and contributed to the GA balance (i.e. former Class B customers but are now Class A customers and former Class A customers who are now Class B customers).	10	<p>This tab is generated when the utility indicates that they had transition customers in tab 6, #2a during the period the Account 1589 GA balance accumulated.</p> <p>In row 20, enter the Non-RPP consumption less WMP consumption.</p> <p>The rest of the information in this tab will be auto-populated and will calculate the customer specific allocation of the GA balance to transition customers in the bottom table. All transition customers who are allocated a specific GA amount are not to be charged the general Non-RPP Class B GA rate rider as calculated in tab 6.1.</p>
6.1 - GA	This tab calculates the GA rate rider to be applied to all non-RPP Class B customers (except for the transition customers allocated a customer specific balance in tab 6.1a).	11	<p>Enter the proposed rate rider recovery period if different than the default 12 month period. The rest of the information in the tab is auto-populated and the GA rate riders are calculated accordingly based on whether there were any transition customers during the period that the GA balance accumulated.</p>
6.2a - CBR_B Allocation	This tab allocates the CBR Class B balance to each transition customer for the period in which these customers were Class B customers and contributed to the CBR Class B balance (i.e. former Class B customers but are now Class A customers and former Class A customers who are now Class B).	12	<p>This tab is generated when the utility indicates that they had transition customers in tab 6, #2b during the period where the CBR Class B balance accumulated.</p> <p>In row 19, enter the total Class B consumption less WMP consumption.</p> <p>The rest of the information in this tab will be auto-populated and will calculate the customer specific allocation of the CBR Class B balance to transition customers in the bottom table. All transition customers who are allocated a specific CBR Class B amount are not to be charged the general CBR Class B rate rider.</p>
6.2 - CBR	This tab calculates the CBR Class B rate rider if there were Class A customers at any point during the period that the CBR Class B balance accumulated.	13	<p>This tab is generated when the response to question 6 in tab 1 is "yes", indicating that they had Class A customers during the period that Account 1580, sub-account CBR Class B balance accumulated.</p> <p>No input is required in this tab. The information in the tab is auto-populated and the CBR Class B rate riders are calculated accordingly.</p> <p>If a rate rider is not produced, the entire Account 1580 CBR Class B balance, including the amount allocated to transition customers will be transferred to Account 1580 WMS, to be disposed through the general Group 1 DVA rate rider.</p>
5 - Allocating Def-Var Balances	This tab allocates the Group 1 balances, except GA and CBR Class B (if Class A customers exist).	14	<p>Review the allocated balances to ensure the allocation is appropriate. Note that the final allocation for Account 1580, sub-account CBR Class B is calculated after the completion of tabs 6 to 6.2a.</p>
7 - Calculation of Def-Var RR	This tab calculates the Group 1 rate riders, except for GA and CBR Class B (if Class A customers exist).	15	<p>Enter the proposed rate rider recovery period if different than the default 12 month period. The rest of the information in the tab is auto-populated and the rate riders are calculated accordingly.</p>

Incentive Rate-setting Mechanism Rate Generator for 2023 Filers

Quick Link
Ontario Energy Board's 2023 Electricity
Distribution Rate Applications Webpage

Version 1.0

Utility Name

Assigned EB Number

Name of Contact and Title

Phone Number

Email Address

We are applying for rates effective

Rate-Setting Method

1. Select the last Cost of Service rebasing year.

To determine the first year the continuity schedules in tab 3 will be generated for input, answer the following questions:
For all the responses below, when selecting a year, select the year relating to the account balance. For example, if the 2020 balances that were reviewed in the 2022 rate application were to be selected, select 2020.

2. For Accounts 1588 and 1589, please indicate the year of the account balances that the accounts were last disposed on a final basis for information purposes.

Determine whether scenario a or b below applies, then select the appropriate year.

a) If the account balances were last approved on a final basis, select the year of the year-end balances that were last approved for disposition on a final basis.

b) If the account balances were last approved on an interim basis, and

- i) there are no changes to the previously approved interim balances, select the year of the year-end balances that were last approved for disposition on an interim basis.
- ii) there are changes to the previously approved interim balances, select the year of the year-end balances that were last approved for disposition on a final basis.

3. For the remaining Group 1 DVAs, please indicate the year of the account balances that were last disposed on a final basis

Determine whether scenario a or b below applies, then select the appropriate year.

a) If the account balances were last approved on a final basis, select the year of the year-end balances that the balance was last approved on a final basis.

b) If the accounts were last approved on an interim basis, and

- i) there are no changes to the previously approved interim balances, select the year of the year-end balances that were last approved for disposition on an interim basis.
- ii) If there are changes to the previously approved interim balances, select the year of the year-end balances that were last approved for disposition on a final basis.

4. Select the earliest vintage year in which there is a balance in Account 1595.

(e.g. if 2016 is the earliest vintage year in which there is a balance in a 1595 sub-account, select 2016.)

5. Did you have any Class A customers at any point during the period that the Account 1589 balance accumulated (i.e. from the year the balance selected in #2 above to the year requested for disposition)?

6. Did you have any Class A customers at any point during the period where the balance in Account 1580, Sub-account CBR Class B accumulated (i.e. from the year selected in #3 above to the year requested for disposition)?

7. Retail Transmission Service Rates: Waterloo North Hydro Inc. is:

Within Distribution System(s)

8. Have you transitioned to fully fixed rates?

Legend

Pale green cells represent input cells.

Pale blue cells represent drop-down lists. The applicant should select the appropriate item from the drop-down list.



Ontario Energy Board

Incentive Rate-setting Mechanism

Rate Generator for 2023 Filers

Waterloo North Hydro Inc.

TARIFF OF RATES AND CHARGES

Effective and Implementation Date January 1, 2022

This schedule supersedes and replaces all previously approved schedules of Rates, Charges and Loss Factors

EB-2021-0062

RESIDENTIAL SERVICE CLASSIFICATION

This classification applies to an account taking electricity at 750 volts or less where the electricity is used exclusively in a separate metered living accommodation. Customers shall be residing in single-dwelling units that consist of a detached house or one unit of a semi-detached, duplex, triplex or quadruplex house, with a residential zoning. Separately metered dwellings within a town house complex or apartment building also qualify as residential customers. All customers are single-phase. Class B consumers are defined in accordance with O. Reg. 429/04. Further servicing details are available in the distributor's Conditions of Service.

APPLICATION

The application of these rates and charges shall be in accordance with the Licence of the Distributor and any Code or Order of the Ontario Energy Board, and amendments thereto as approved by the Ontario Energy Board, which may be applicable to the administration of this schedule.

No rates and charges for the distribution of electricity and charges to meet the costs of any work or service done or furnished for the purpose of the distribution of electricity shall be made except as permitted by this schedule, unless required by the Distributor's Licence or a Code or Order of the Ontario Energy Board, and amendments thereto as approved by the Ontario Energy Board, or as specified herein.

Unless specifically noted, this schedule does not contain any charges for the electricity commodity, be it under the Regulated Price Plan, a contract with a retailer or the wholesale market price, as applicable. In addition, the charges in the MONTHLY RATES AND CHARGES - Regulatory Component of this schedule do not apply to a customer that is an embedded wholesale market participant.

It should be noted that this schedule does not list any charges, assessments or credits that are required by law to be invoiced by a distributor and that are not subject to Ontario Energy Board approval, such as the Global Adjustment and the HST.

MONTHLY RATES AND CHARGES - Delivery Component

Service Charge	\$	33.71
Smart Metering Entity Charge - effective until December 31, 2022	\$	0.57
Low Voltage Service Rate	\$/kWh	0.0003
Rate Rider for Disposition of Deferral/Variance Accounts (2022) - effective until December 31, 2022	\$/kWh	(0.0005)
Retail Transmission Rate - Network Service Rate	\$/kWh	0.0090
Retail Transmission Rate - Line and Transformation Connection Service Rate	\$/kWh	0.0023

MONTHLY RATES AND CHARGES - Regulatory Component

Wholesale Market Service Rate (WMS) - not including CBR	\$/kWh	0.0030
Capacity Based Recovery (CBR) - Applicable for Class B Customers	\$/kWh	0.0004
Rural or Remote Electricity Rate Protection Charge (RRRP)	\$/kWh	0.0005
Standard Supply Service - Administrative Charge (if applicable)	\$	0.25



Ontario Energy Board

Incentive Rate-setting Mechanism

Rate Generator for 2023 Filers

GENERAL SERVICE LESS THAN 50 KW SERVICE CLASSIFICATION

This classification applies to a non residential account taking electricity at 750 volts or less whose average monthly maximum demand is less than, or is forecast to be less than, 50 kW. Class B consumers are defined in accordance with O. Reg. 429/04. Further servicing details are available in the distributor's Conditions of Service.

APPLICATION

The application of these rates and charges shall be in accordance with the Licence of the Distributor and any Code or Order of the Ontario Energy Board, and amendments thereto as approved by the Ontario Energy Board, which may be applicable to the administration of this schedule.

No rates and charges for the distribution of electricity and charges to meet the costs of any work or service done or furnished for the purpose of the distribution of electricity shall be made except as permitted by this schedule, unless required by the Distributor's Licence or a Code or Order of the Ontario Energy Board, and amendments thereto as approved by the Ontario Energy Board, or as specified herein.

Unless specifically noted, this schedule does not contain any charges for the electricity commodity, be it under the Regulated Price Plan, a contract with a retailer or the wholesale market price, as applicable. In addition, the charges in the MONTHLY RATES AND CHARGES - Regulatory Component of this schedule do not apply to a customer that is an embedded wholesale market participant.

It should be noted that this schedule does not list any charges, assessments or credits that are required by law to be invoiced by a distributor and that are not subject to Ontario Energy Board approval, such as the Global Adjustment and the HST.

MONTHLY RATES AND CHARGES - Delivery Component

Service Charge	\$	33.71
Smart Metering Entity Charge - effective until December 31, 2022	\$	0.57
Distribution Volumetric Rate	\$/kWh	0.0183
Low Voltage Service Rate	\$/kWh	0.0003
Rate Rider for Disposition of Lost Revenue Adjustment Mechanism Variance Account (LRAMVA) (2022) - effective until December 31, 2022	\$/kWh	0.0004
Rate Rider for Disposition of Deferral/Variance Accounts (2022) - effective until December 31, 2022	\$/kWh	(0.0005)
Retail Transmission Rate - Network Service Rate	\$/kWh	0.0084
Retail Transmission Rate - Line and Transformation Connection Service Rate	\$/kWh	0.0021

MONTHLY RATES AND CHARGES - Regulatory Component

Wholesale Market Service Rate (WMS) - not including CBR	\$/kWh	0.0030
Capacity Based Recovery (CBR) - Applicable for Class B Customers	\$/kWh	0.0004
Rural or Remote Electricity Rate Protection Charge (RRRP)	\$/kWh	0.0005
Standard Supply Service - Administrative Charge (if applicable)	\$	0.25



Ontario Energy Board

Incentive Rate-setting Mechanism

Rate Generator for 2023 Filers

GENERAL SERVICE 50 TO 4,999 KW SERVICE CLASSIFICATION

This classification applies to a non residential account whose average monthly maximum demand used for billing purposes is equal to or greater than, or is forecast to be equal to or greater than, 50 kW but less than 5,000 kW. Class A and Class B consumers are defined in accordance with O. Reg. 429/04. Further servicing details are available in the distributor's Conditions of Service. Note that for the application of the Retail Transmission Rate - Network Service Rate and the Retail Transmission Rate - Line and Transformation Connection Service Rate the following sub-classifications apply: General Service 50 to 999 kW non-interval metered; General Service 50 to 999 kW interval metered; and General Service 1,000 to 4,999 kW interval metered.

APPLICATION

The application of these rates and charges shall be in accordance with the Licence of the Distributor and any Code or Order of the Ontario Energy Board, and amendments thereto as approved by the Ontario Energy Board, which may be applicable to the administration of this schedule.

No rates and charges for the distribution of electricity and charges to meet the costs of any work or service done or furnished for the purpose of the distribution of electricity shall be made except as permitted by this schedule, unless required by the Distributor's Licence or a Code or Order of the Ontario Energy Board, and amendments thereto as approved by the Ontario Energy Board, or as specified herein.

Unless specifically noted, this schedule does not contain any charges for the electricity commodity, be it under the Regulated Price Plan, a contract with a retailer or the wholesale market price, as applicable. In addition, the charges in the MONTHLY RATES AND CHARGES - Regulatory Component of this schedule do not apply to a customer that is an embedded wholesale market participant.

If included in the following listing of monthly rates and charges, the rate rider for the disposition of WMS - Sub-account CBR Class B is not applicable to wholesale market participants (WMP), customers that transitioned between Class A and Class B during the variance account accumulation period, or to customers that were in Class A for the entire period. Customers who transitioned are to be charged or refunded their share of the variance disposed through customer specific billing adjustments. This rate rider is to be consistently applied for the entire period to the sunset date of the rate rider. In addition, this rate rider is applicable to all new Class B customers.

If included in the following listing of monthly rates and charges, the rate rider for the disposition of Global Adjustment is only applicable to non-RPP Class B customers. It is not applicable to WMP, customers that transitioned between Class A and Class B during the variance account accumulation period, or to customers that were in Class A for the entire period. Customers who transitioned are to be charged or refunded their share of the variance disposed through customer specific billing adjustments. This rate rider is to be consistently applied for the entire period to the sunset date of the rate rider. In addition, this rate rider is applicable to all new non-RPP Class B customers.

It should be noted that this schedule does not list any charges, assessments or credits that are required by law to be invoiced by a distributor and that are not subject to Ontario Energy Board approval, such as the Global Adjustment and the HST.

MONTHLY RATES AND CHARGES - Delivery Component

Service Charge	\$	125.96
Distribution Volumetric Rate	\$/kW	5.6486
Low Voltage Service Rate	\$/kW	0.1322
Rate Rider for Disposition of Lost Revenue Adjustment Mechanism Variance Account (LRAMVA) (2022) - effective until December 31, 2022	\$/kW	0.3945
Rate Rider for Disposition of Deferral/Variance Accounts (2022) - effective until December 31, 2022 Applicable only for Non-Wholesale Market Participants	\$/kW	(0.2235)
Rate Rider for Disposition of Deferral/Variance Accounts (2022) - effective until December 31, 2022	\$/kW	0.0313



Ontario Energy Board

Incentive Rate-setting Mechanism

Rate Generator for 2023 Filers

Retail Transmission Rate - Network Service Rate - (less than 1,000 kW)	\$/kW	3.4369
Retail Transmission Rate - Network Service Rate - Interval Metered (less than 1,000 kW)	\$/kW	3.6505
Retail Transmission Rate - Network Service Rate - Interval Metered (1,000 to 4,999 kW)	\$/kW	3.6456

Retail Transmission Rate - Line and Transformation Connection Service Rate - (less than 1,000 kW) (see Gross Load Billing Note)	\$/kW	0.8151
--	-------	--------

Retail Transmission Rate - Line and Trans. Connection Service Rate - Interval Metered (less than 1,000 kW) (see Gross Load Billing Note)	\$/kW	1.0179
--	-------	--------

Retail Transmission Rate - Line and Trans. Connection Service Rate - Interval Metered (1,000 to 4,999 kW) (see Gross Load Billing Note)	\$/kW	1.0170
---	-------	--------

MONTHLY RATES AND CHARGES - Regulatory Component



Ontario Energy Board

Incentive Rate-setting Mechanism

Rate Generator for 2023 Filers

Wholesale Market Service Rate (WMS) - not including CBR	\$/kWh	0.0030
Capacity Based Recovery (CBR) - Applicable for Class B Customers	\$/kWh	0.0004
Rural or Remote Electricity Rate Protection Charge (RRRP)	\$/kWh	0.0005
Standard Supply Service - Administrative Charge (if applicable)	\$	0.25

GROSS LOAD BILLING NOTE

The Billing Demand for Line and Transformation Connection Services is defined as the Non-Coincident Peak demand (MW) in any hour of the month. The customer demand in any hour is the sum of (a) the loss adjusted demand supplied from the distribution system plus (b) the demand that is supplied by embedded generation installed after October 30, 1998, which have installed capacity of 2 MW or more for renewable generation and 1 MW or higher for non-renewable generation. The term renewable generation refers to a facility that generates electricity from the following sources: wind, solar, Biomass, Bio-oil, Bio-gas, landfill gas, or water. The demand supplied by embedded generation will not be adjusted for loss.



Ontario Energy Board

Incentive Rate-setting Mechanism

Rate Generator for 2023 Filers

LARGE USE SERVICE CLASSIFICATION

This classification applies to an account whose average monthly maximum demand used for billing purposes is equal to or greater than, or is forecast to be equal to or greater than, 5,000 kW. Class A and Class B consumers are defined in accordance with O. Reg. 429/04. Further servicing details are available in the distributor's Conditions of Service.

APPLICATION

The application of these rates and charges shall be in accordance with the Licence of the Distributor and any Code or Order of the Ontario Energy Board, and amendments thereto as approved by the Ontario Energy Board, which may be applicable to the administration of this schedule.

No rates and charges for the distribution of electricity and charges to meet the costs of any work or service done or furnished for the purpose of the distribution of electricity shall be made except as permitted by this schedule, unless required by the Distributor's Licence or a Code or Order of the Ontario Energy Board, and amendments thereto as approved by the Ontario Energy Board, or as specified herein.

Unless specifically noted, this schedule does not contain any charges for the electricity commodity, be it under the Regulated Price Plan, a contract with a retailer or the wholesale market price, as applicable. In addition, the charges in the MONTHLY RATES AND CHARGES - Regulatory Component of this schedule do not apply to a customer that is an embedded wholesale market participant.

If included in the following listing of monthly rates and charges, the rate rider for the disposition of WMS - Sub-account CBR Class B is not applicable to wholesale market participants (WMP), customers that transitioned between Class A and Class B during the variance account accumulation period, or to customers that were in Class A for the entire period. Customers who transitioned are to be charged or refunded their share of the variance disposed through customer specific billing adjustments. This rate rider is to be consistently applied for the entire period to the sunset date of the rate rider. In addition, this rate rider is applicable to all new Class B customers.

If included in the following listing of monthly rates and charges, the rate rider for the disposition of Global Adjustment is only applicable to non-RPP Class B customers. It is not applicable to WMP, customers that transitioned between Class A and Class B during the variance account accumulation period, or to customers that were in Class A for the entire period. Customers who transitioned are to be charged or refunded their share of the variance disposed through customer specific billing adjustments. This rate rider is to be consistently applied for the entire period to the sunset date of the rate rider. In addition, this rate rider is applicable to all new non-RPP Class B customers.

It should be noted that this schedule does not list any charges, assessments or credits that are required by law to be invoiced by a distributor and that are not subject to Ontario Energy Board approval, such as the Global Adjustment and the HST.

MONTHLY RATES AND CHARGES - Delivery Component

Service Charge	\$	7,359.96
Distribution Volumetric Rate	\$/kW	4.4882
Low Voltage Service Rate	\$/kW	0.1424
Rate Rider for Disposition of Lost Revenue Adjustment Mechanism Variance Account (LRAMVA) (2022) - effective until December 31, 2022	\$/kW	(0.1362)
Rate Rider for Disposition of Deferral/Variance Accounts (2022) - effective until December 31, 2022	\$/kW	(0.2906)
Retail Transmission Rate - Network Service Rate - Interval Metered	\$/kW	4.0417



Ontario Energy Board

Incentive Rate-setting Mechanism

Rate Generator for 2023 Filers

Retail Transmission Rate - Line and Transformation Connection Service Rate - Interval Metered (see Gross Load Billing Note)	\$/kW	1.0215
--	-------	--------

MONTHLY RATES AND CHARGES - Regulatory Component

Wholesale Market Service Rate (WMS) - not including CBR	\$/kWh	0.0030
Capacity Based Recovery (CBR) - Applicable for Class B Customers	\$/kWh	0.0004
Rural or Remote Electricity Rate Protection Charge (RRRP)	\$/kWh	0.0005
Standard Supply Service - Administrative Charge (if applicable)	\$	0.25

GROSS LOAD BILLING NOTE

The Billing Demand for Line and Transformation Connection Services is defined as the Non-Coincident Peak demand (MW) in any hour of the month. The customer demand in any hour is the sum of (a) the loss adjusted demand supplied from the distribution system plus (b) the demand that is supplied by embedded generation installed after October 30, 1998, which have installed capacity of 2 MW or more for renewable generation and 1 MW or higher for non-renewable generation. The term renewable generation refers to a facility that generates electricity from the following sources: wind, solar, Biomass, Bio-oil, Bio-gas, landfill gas, or water. The demand supplied by embedded generation will not be adjusted for loss.



Ontario Energy Board

Incentive Rate-setting Mechanism

Rate Generator for 2023 Filers

UNMETERED SCATTERED LOAD SERVICE CLASSIFICATION

This classification applies to an account taking electricity at 750 volts or less whose average monthly maximum demand is less than, or is forecast to be less than, 50 kW and the consumption is unmetered. Such connections include cable TV power packs, bus shelters, telephone booths, traffic lights, railway crossings, etc. The level of the consumption will be agreed to by the distributor and the customer, based on detailed manufacturer information/ documentation with regard to electrical consumption of the unmetered load or periodic monitoring of actual consumption. Class B consumers are defined in accordance with O. Reg. 429/04. Further servicing details are available in the distributor's Conditions of Service.

APPLICATION

The application of these rates and charges shall be in accordance with the Licence of the Distributor and any Code or Order of the Ontario Energy Board, and amendments thereto as approved by the Ontario Energy Board, which may be applicable to the administration of this schedule.

No rates and charges for the distribution of electricity and charges to meet the costs of any work or service done or furnished for the purpose of the distribution of electricity shall be made except as permitted by this schedule, unless required by the Distributor's Licence or a Code or Order of the Ontario Energy Board, and amendments thereto as approved by the Ontario Energy Board, or as specified herein.

Unless specifically noted, this schedule does not contain any charges for the electricity commodity, be it under the Regulated Price Plan, a contract with a retailer or the wholesale market price, as applicable. In addition, the charges in the MONTHLY RATES AND CHARGES - Regulatory Component of this schedule do not apply to a customer that is an embedded wholesale market participant.

It should be noted that this schedule does not list any charges, assessments or credits that are required by law to be invoiced by a distributor and that are not subject to Ontario Energy Board approval, such as the Global Adjustment and the HST.

MONTHLY RATES AND CHARGES - Delivery Component

Service Charge (per connection)	\$	11.20
Distribution Volumetric Rate	\$/kWh	0.0159
Low Voltage Service Rate	\$/kWh	0.0003
Rate Rider for Disposition of Deferral/Variance Accounts (2022) - effective until December 31, 2022	\$/kWh	(0.0005)
Retail Transmission Rate - Network Service Rate	\$/kWh	0.0084
Retail Transmission Rate - Line and Transformation Connection Service Rate	\$/kWh	0.0021

MONTHLY RATES AND CHARGES - Regulatory Component

Wholesale Market Service Rate (WMS) - not including CBR	\$/kWh	0.0030
Capacity Based Recovery (CBR) - Applicable for Class B Customers	\$/kWh	0.0004
Rural or Remote Electricity Rate Protection Charge (RRRP)	\$/kWh	0.0005
Standard Supply Service - Administrative Charge (if applicable)	\$	0.25



Ontario Energy Board

Incentive Rate-setting Mechanism

Rate Generator for 2023 Filers

STREET LIGHTING SERVICE CLASSIFICATION

This classification applies to an account for roadway lighting with a Municipality, Regional Municipality, Ministry of Transportation and private roadway lighting, controlled by photo cells. The consumption for these customers will be based on the calculated connected load times the required lighting times established in the approved Ontario Energy Board street lighting load shape template. Class B consumers are defined in accordance with O. Reg. 429/04. Further servicing details are available in the distributor's Conditions of Service.

APPLICATION

The application of these rates and charges shall be in accordance with the Licence of the Distributor and any Code or Order of the Ontario Energy Board, and amendments thereto as approved by the Ontario Energy Board, which may be applicable to the administration of this schedule.

No rates and charges for the distribution of electricity and charges to meet the costs of any work or service done or furnished for the purpose of the distribution of electricity shall be made except as permitted by this schedule, unless required by the Distributor's Licence or a Code or Order of the Ontario Energy Board, and amendments thereto as approved by the Ontario Energy Board, or as specified herein.

Unless specifically noted, this schedule does not contain any charges for the electricity commodity, be it under the Regulated Price Plan, a contract with a retailer or the wholesale market price, as applicable. In addition, the charges in the MONTHLY RATES AND CHARGES - Regulatory Component of this schedule do not apply to a customer that is an embedded wholesale market participant.

It should be noted that this schedule does not list any charges, assessments or credits that are required by law to be invoiced by a distributor and that are not subject to Ontario Energy Board approval, such as the Global Adjustment and the HST.

MONTHLY RATES AND CHARGES - Delivery Component

Service Charge (per device)	\$	0.37
Distribution Volumetric Rate	\$/kW	10.4055
Low Voltage Service Rate	\$/kW	0.0878
Rate Rider for Disposition of Deferral/Variance Accounts (2022) - effective until December 31, 2022	\$/kW	(0.1764)
Retail Transmission Rate - Network Service Rate	\$/kW	2.5922
Retail Transmission Rate - Line and Transformation Connection Service Rate	\$/kW	0.6299

MONTHLY RATES AND CHARGES - Regulatory Component

Wholesale Market Service Rate (WMS) - not including CBR	\$/kWh	0.0030
Capacity Based Recovery (CBR) - Applicable for Class B Customers	\$/kWh	0.0004
Rural or Remote Electricity Rate Protection Charge (RRRP)	\$/kWh	0.0005
Standard Supply Service - Administrative Charge (if applicable)	\$	0.25



Ontario Energy Board

Incentive Rate-setting Mechanism

Rate Generator for 2023 Filers

microFIT SERVICE CLASSIFICATION

This classification applies to an electricity generation facility contracted under the Independent Electricity System Operator's microFIT program and connected to the distributor's distribution system. Further servicing details are available in the distributor's Conditions of Service.

APPLICATION

The application of these rates and charges shall be in accordance with the Licence of the Distributor and any Code or Order of the Ontario Energy Board, and amendments thereto as approved by the Ontario Energy Board, which may be applicable to the administration of this schedule.

No rates and charges for the distribution of electricity and charges to meet the costs of any work or service done or furnished for the purpose of the distribution of electricity shall be made except as permitted by this schedule, unless required by the Distributor's Licence or a Code or Order of the Ontario Energy Board, and amendments thereto as approved by the Ontario Energy Board, or as specified herein.

Unless specifically noted, this schedule does not contain any charges for the electricity commodity, be it under the Regulated Price Plan, a contract with a retailer or the wholesale market price, as applicable.

It should be noted that this schedule does not list any charges, assessments or credits that are required by law to be invoiced by a distributor and that are not subject to Ontario Energy Board approval, such as the Global Adjustment and the HST.

MONTHLY RATES AND CHARGES - Delivery Component

Service Charge	\$	4.55
----------------	----	------



Ontario Energy Board

Incentive Rate-setting Mechanism

Rate Generator for 2023 Filers

EMBEDDED DISTRIBUTOR SERVICE CLASSIFICATION

This classification applies to an electricity distributor licensed by the Ontario Energy Board that is provided electricity by means of this distributor's facilities. Class B consumers are defined in accordance with O. Reg. 429/04. Further servicing details are available in the distributor's Conditions of Service.

APPLICATION

The application of these rates and charges shall be in accordance with the Licence of the Distributor and any Code or Order of the Ontario Energy Board, and amendments thereto as approved by the Ontario Energy Board, which may be applicable to the administration of this schedule.

No rates and charges for the distribution of electricity and charges to meet the costs of any work or service done or furnished for the purpose of the distribution of electricity shall be made except as permitted by this schedule, unless required by the Distributor's Licence or a Code or Order of the Ontario Energy Board, and amendments thereto as approved by the Ontario Energy Board, or as specified herein.

Unless specifically noted, this schedule does not contain any charges for the electricity commodity, be it under the Regulated Price Plan, a contract with a retailer or the wholesale market price, as applicable. In addition, the charges in the MONTHLY RATES AND CHARGES - Regulatory Component of this schedule do not apply to a customer that is an embedded wholesale market participant.

It should be noted that this schedule does not list any charges, assessments or credits that are required by law to be invoiced by a distributor and that are not subject to Ontario Energy Board approval, such as the Global Adjustment and the HST.

MONTHLY RATES AND CHARGES - Delivery Component

Distribution Volumetric Rate	\$/kW	0.0221
Rate Rider for Disposition of Deferral/Variance Accounts (2022) - effective until December 31, 2022	\$/kW	(0.2127)

MONTHLY RATES AND CHARGES - Regulatory Component

Wholesale Market Service Rate (WMS) - not including CBR	\$/kWh	0.0030
Capacity Based Recovery (CBR) - Applicable for Class B Customers	\$/kWh	0.0004
Rural or Remote Electricity Rate Protection Charge (RRRP)	\$/kWh	0.0005
Standard Supply Service - Administrative Charge (if applicable)	\$	0.25

ALLOWANCES

Transformer Allowance for Ownership - per kW of billing demand/month	\$/kW	(0.60)
Primary Metering Allowance for Transformer Losses - applied to measured demand & energy	%	(1.00)

SPECIFIC SERVICE CHARGES

APPLICATION

The application of these rates and charges shall be in accordance with the Licence of the Distributor and any Code or Order of the Ontario Energy Board, and amendments thereto as approved by the Ontario Energy Board, which may be applicable to the administration of this schedule.

No charges to meet the costs of any work or service done or furnished for the purpose of the distribution of electricity shall be made except as permitted by this schedule, unless required by the Distributor's Licence or a Code or Order of the Ontario Energy Board, and amendments thereto as approved by the Ontario Energy Board, or as specified herein.



Ontario Energy Board

Incentive Rate-setting Mechanism

Rate Generator for 2023 Filers

It should be noted that this schedule does not list any charges, assessments or credits that are required by law to be invoiced by a distributor and that are not subject to Ontario Energy Board approval, such as the Global Adjustment and the HST.

Customer Administration

Easement letter	\$	15.00
Returned cheque (plus bank charges)	\$	15.00
Duplicate invoices for previous billing	\$	15.00
Income tax letter	\$	15.00
Account set up charge / change of occupancy charge (plus credit agency costs if applicable)	\$	30.00
Meter dispute charge plus Measurement Canada fees (if meter found correct)	\$	30.00

Non-Payment of Account

Late payment - per month (effective annual rate 19.56% per annum or 0.04896% compounded daily rate)	%	1.50
Reconnection at meter - during regular hours	\$	65.00
Reconnection at meter - after regular hours	\$	185.00

Other

Specific charge for access to the power poles - \$/pole/year (with the exception of wireless attachments) - Approved on an Interim Basis	\$	44.50
Owner Requested Disconnection/Reconnection at Meter – During Regular Hours	\$	130.00
Owner Requested Disconnection/Reconnection at Meter – After Regular Hours	\$	335.00
Owner Requested Disconnection/Reconnection at Pole/Transformer – During Regular Hours	\$	310.00
Owner Requested Disconnection/Reconnection at Pole/Transformer – After Regular Hours	\$	685.00

RETAIL SERVICE CHARGES (if applicable)

APPLICATION

The application of these rates and charges shall be in accordance with the Licence of the Distributor and any Code or Order of the Ontario Energy Board, and amendments thereto as approved by the Ontario Energy Board, which may be applicable to the administration of this schedule.

No rates and charges for the distribution of electricity and charges to meet the costs of any work or service done or furnished for the purpose of the distribution of electricity shall be made except as permitted by this schedule, unless required by the Distributor's Licence or a Code or Order of the Ontario Energy Board, and amendments thereto as approved by the Ontario Energy Board, or as specified herein.

Unless specifically noted, this schedule does not contain any charges for the electricity commodity, be it under the Regulated Price Plan, a contract with a retailer or the wholesale market price, as applicable.

It should be noted that this schedule does not list any charges, assessments or credits that are required by law to be invoiced by a distributor and that are not subject to Ontario Energy Board approval, such as the Global Adjustment and the HST.

Retail Service Charges refer to services provided by a distributor to retailers or customers related to the supply of competitive electricity

One-time charge, per retailer, to establish the service agreement between the distributor and the retailer	\$	107.68
Monthly Fixed Charge, per retailer	\$	43.08
Monthly Variable Charge, per customer, per retailer	\$/cust.	1.07
Distributor-consolidated billing monthly charge, per customer, per retailer	\$/cust.	0.64
Retailer-consolidated billing monthly credit, per customer, per retailer	\$/cust.	(0.64)
Service Transaction Requests (STR)		



Ontario Energy Board

Incentive Rate-setting Mechanism

Rate Generator for 2023 Filers

Request fee, per request, applied to the requesting party	\$	0.54
Processing fee, per request, applied to the requesting party	\$	1.07
Request for customer information as outlined in Section 10.6.3 and Chapter 11 of the Retail Settlement Code directly to retailers and customers, if not delivered electronically through the Electronic Business Transaction (EBT) system, applied to the requesting party		
Up to twice a year	\$	no charge
More than twice a year, per request (plus incremental delivery costs)	\$	4.31
Notice of switch letter charge, per letter (unless the distributor has opted out of applying the charge as per the Ontario Energy Board's Decision and Order EB-2015-0304, issued on February 14, 2019)	\$	2.15

LOSS FACTORS

If the distributor is not capable of prorating changed loss factors jointly with distribution rates, the revised loss factors will be implemented upon the first subsequent billing for each billing cycle.

Total Loss Factor - Secondary Metered Customer < 5,000 kW	1.0353
Total Loss Factor - Secondary Metered Customer > 5,000 kW	1.0136
Total Loss Factor - Primary Metered Customer < 5,000 kW	1.025
Total Loss Factor - Primary Metered Customer > 5,000 kW	1.0036

Incentive Rate-setting Mechanism Rate Generator for 2023 Filers

Please complete the following continuity schedule for the following Deferral/Variance Accounts. Enter information into green cells only. Please see instructions tab for detailed instructions on how to complete tabs 3 to 7. Column BV has been prepopulated from the latest 2.1.7 RRR filing.

Please refer to the footnotes for further instructions.

		2018									
Account Descriptions	Account Number	Opening Principal Amounts as of Jan 1, 2018	Transactions Debit/ (Credit) during 2018	OEB-Approved Disposition during 2018	Principal Adjustments ¹ during 2018	Closing Principal Balance as of Dec 31, 2018	Opening Interest Amounts as of Jan 1, 2018	Interest Jan 1 to Dec 31, 2018	OEB-Approved Disposition during 2018	Interest Adjustments ¹ during 2018	Closing Interest Amounts as of Dec 31, 2018
Group 1 Accounts											
LV Variance Account	1550	0				0	0			0	
Smart Metering Entity Charge Variance Account	1551	0				0	0			0	
RSVA - Wholesale Market Service Charge ⁵	1580	0				0	0			0	
Variance WMS – Sub-account CBR Class A ⁵	1580	0				0	0			0	
Variance WMS – Sub-account CBR Class B ⁵	1580	0				0	0			0	
RSVA - Retail Transmission Network Charge	1584	0				0	0			0	
RSVA - Retail Transmission Connection Charge	1586	0				0	0			0	
RSVA - Power ⁴	1588	0			(212,905)	(212,905)	0		(59,897)	(59,897)	
RSVA - Global Adjustment ⁴	1589	0			646,847	646,847	0		41,253	41,253	
Disposition and Recovery/Refund of Regulatory Balances (2018) ³	1595	0	343,631	297,133		46,498	0	(2,299)	62,287	(64,586)	
Disposition and Recovery/Refund of Regulatory Balances (2019) ³	1595	0				0	0			0	
Disposition and Recovery/Refund of Regulatory Balances (2020) ³	1595	0				0	0			0	
Disposition and Recovery/Refund of Regulatory Balances (2021) ³	1595	0				0	0			0	
Disposition and Recovery/Refund of Regulatory Balances (2022) ³	1595	0				0	0			0	
<i>Not to be disposed of until two years after rate rider has expired and that balance has been audited.</i>	1595										
<i>Refer to the Filing Requirements for disposition eligibility.</i>	1595					0	0			0	
RSVA - Global Adjustment requested for disposition	1589	0	0	0	646,847	646,847	0	0	41,253	41,253	
Total Group 1 Balance excluding Account 1589 - Global Adjustment requested for disposition		0	343,631	297,133	(212,905)	(166,407)	0	(2,299)	62,287	(124,483)	
Total Group 1 Balance requested for disposition		0	343,631	297,133	433,942	480,440	0	(2,299)	62,287	(83,230)	
LRAM Variance Account (only input amounts if applying for disposition of this account)	1568	0				0	0			0	
Total Group 1 Balance including Account 1568 - LRAMVA requested for disposition		0	343,631	297,133	433,942	480,440	0	(2,299)	62,287	(83,230)	

For all OEB-Approved dispositions, please ensure that the disposition amount has the same sign (e.g. debit balances are to have a positive figure and credit balance are to have a negative figure) as per the related OEB decision.

¹ Please provide explanations for the nature of the adjustments. If the adjustment relates to previously OEB-Approved disposition balances, please provide amounts for adjustments and include supporting documentations.

² 1) If the LDC's rate year begins on January 1, 2023, the projected interest is recorded from January 1, 2022 to December 31, 2022 on the December 31, 2021 balances adjusted to remove balances approved for disposition in the 2022 rate decision.

2) If the LDC's rate year begins on May 1, 2023, the projected interest is recorded from January 1, 2022 to April 30, 2023 on the December 31, 2021 balances adjusted to remove balances approved for disposition in the 2022 rate decision.

³ The individual sub-accounts as well as the total for all Account 1595 sub-accounts is to agree to the RRR data. Differences need to be explained. For each Account 1595 sub-account, the transfer of the balance approved for disposition into Account 1595 is to be recorded in "OEB-Approved Disposition" column. The recovery/refund is to be recorded in the "Transaction" column. Any vintage year of Account 1595 is only to be disposed once on a final basis. No further dispositions of these accounts are generally expected thereafter, unless justified by the distributor.

Refer to Filing Requirements for disposition eligibility of the sub-accounts. Select "yes" column BU if the sub-account is requested for disposition. Note that Account 1595 (2020), (2021), (2022) will not be eligible for disposition in the 2023 rate application.

⁴ New accounting guidance effective January 1, 2019 for Accounts 1588 and 1589 was issued Feb. 21, 2019 titled Accounting Procedures Handbook Update - Accounting Guidance Related to Commodity Pass-Through Accounts 1588 & 1589. The amount in the "Transactions" column in this DVA Continuity Schedule are to equal the transactions in the General Ledger (excluding any amounts approved for disposition, which is shown separately in the "OEB Approved Disposition" columns). Any true-ups/adjustments/reversals needed to derive the claim amount must be shown separately in the "Principal Adjustments" columns of this DVA Continuity Schedule.

⁵ RRR balance for Account 1580 RSVA - Wholesale Market Service Charge should equal to the control account as reported in the RRR. This would include the balance for Account 1580.Variance WMS – Sub-account CBR Class B.

2019

Opening Principal Amounts as of Jan 1, 2019	Transactions Debit/ (Credit) during 2019	OEB-Approved Disposition during 2019	Principal Adjustments ¹ during 2019	Closing Principal Balance as of Dec 31, 2019	Opening Interest Amounts as of Jan 1, 2019	Interest Jan 1 to Dec 31, 2019	OEB-Approved Disposition during 2019	Interest Adjustments ¹ during 2019	Closing Interest Amounts as of Dec 31, 2019
0				0	0				0
0				0	0				0
0				0	0				0
0				0	0				0
0				0	0				0
0				0	0				0
0				0	0				0
0				0	0				0
(212,905)	225,575	(1,078,443)	(495,997)	595,116	(59,897)	2,041	(27,336)		(30,520)
646,847	411,318	995,825		62,340	41,253	(18,994)	30,006		(7,747)
46,498	14,047			60,545	(64,586)	1,327			(63,259)
0	2,674,262	1,289,008		1,385,254	0	(3,102)	1,523,646		(1,526,748)
0				0	0				0
0				0	0				0
0				0	0				0
0				0	0				0
646,847	411,318	995,825	0	62,340	41,253	(18,994)	30,006	0	(7,747)
(166,407)	2,913,884	210,565	(495,997)	2,040,915	(124,483)	266	1,496,310	0	(1,620,527)
480,440	3,325,202	1,206,390	(495,997)	2,103,255	(83,230)	(18,728)	1,526,316	0	(1,628,274)
0			349,698	349,698	0			3,514	3,514
480,440	3,325,202	1,206,390	(146,299)	2,452,953	(83,230)	(18,728)	1,526,316	3,514	(1,624,760)

2020

Opening Principal Amounts as of Jan 1, 2020	Transactions Debit/ (Credit) during 2020	OEB-Approved Disposition during 2020	Principal Adjustments ¹ during 2020	Closing Principal Balance as of Dec 31, 2020	Opening Interest Amounts as of Jan 1, 2020	Interest Jan 1 to Dec 31, 2020	OEB-Approved Disposition during 2020	Interest Adjustments ¹ during 2020	Closing Interest Amounts as of Dec 31, 2020
0			214,468	214,468	0				0
0			1,006	1,006	0				0
0			(1,245,299)	(1,245,299)	0				0
0				0	0				0
0			(192,838)	(192,838)	0				0
0			229,500	229,500	0				0
0			(102,838)	(102,838)	0				0
595,116	(339,115)	865,538	(73,249)	(682,786)	(30,520)	(9,876)	(13,108)	12,910	(14,378)
62,340	(359,476)	(348,978)	(949,062)	(897,220)	(7,747)	23,568	3,404	(115,952)	(103,535)
60,545				60,545	(63,259)	833			(62,426)
1,385,254	116,758			1,502,012	(1,526,748)	20,727			(1,506,021)
0	(633,544)	(794,721)		161,177	0	8,101	123,403		(115,302)
0				0	0				0
0				0	0				0
62,340	(359,476)	(348,978)	(949,062)	(897,220)	(7,747)	23,568	3,404	(115,952)	(103,535)
2,040,915	(855,901)	110,560	(1,169,250)	(94,796)	(1,620,527)	19,973	(31,236)	12,910	(1,556,408)
2,103,255	(1,215,377)	(238,418)	(2,118,312)	(992,016)	(1,628,274)	43,541	(27,832)	(103,042)	(1,659,943)
349,698			353,959	703,657	3,514			6,327	9,841
2,452,953	(1,215,377)	(238,418)	(1,764,353)	(288,359)	(1,624,760)	43,541	(27,832)	(96,715)	(1,650,102)

2021

Opening Principal Amounts as of Jan 1, 2021	Transactions Debit/ (Credit) during 2021	OEB-Approved Disposition during 2021	Principal Adjustments ¹ during 2021	Closing Principal Balance as of Dec 31, 2021	Opening Interest Amounts as of Jan 1, 2021	Interest Jan 1 to Dec 31, 2021	OEB-Approved Disposition during 2021	Interest Adjustments ¹ during 2021	Closing Interest Amounts as of Dec 31, 2021
214,468	155,298	14,823		354,943	0	9,581	5,623		3,958
1,006	(31,921)	5,371		(36,286)	0	(1,101)	(1,291)		190
(1,245,299)	967,631	(461,857)	314,081	498,270	0	434	4,519		(4,085)
0				0	0				0
(192,838)	(146,938)			(339,776)	0				0
229,500	2,258,244	250,880		2,236,864	0	5,522	6,413		(891)
(102,838)	(456,209)	(50,212)		(508,835)	0	(1,453)	2,997		(4,450)
(682,786)	(531,464)			(1,214,250)	(14,378)	(5,847)			(20,225)
(897,220)	(1,281,209)			(2,178,429)	(103,535)	(9,458)			(112,993)
60,545				60,545	(62,426)				(62,426)
1,502,012				1,502,012	(1,506,021)	8,689			(1,497,332)
161,177	(7,856)			153,321	(115,302)	899			(114,403)
0	(1,082,258)	(1,049,891)		(32,367)	0	(4,217)	95,795		(100,012)
0				0	0				0
(897,220)	(1,281,209)	0	0	(2,178,429)	(103,535)	(9,458)	0	0	(112,993)
(94,796)	1,124,527	(1,290,886)	314,081	2,634,698	(1,556,408)	12,507	114,056	0	(1,657,957)
(992,016)	(156,682)	(1,290,886)	314,081	456,269	(1,659,943)	3,049	114,056	0	(1,770,950)
703,657	703,657		(703,657)	703,657	9,841	15,677		(12,759)	12,759
(288,359)	546,975	(1,290,886)	(389,576)	1,159,926	(1,650,102)	18,726	114,056	(12,759)	(1,758,191)

2022				Projected Interest on Dec-31-2021 Balances				2.1.7 RRR ⁵		Variance	
Principal Disposition during 2022 - instructed by OEB	Interest Disposition during 2022 - instructed by OEB	Closing Principal Balances as of Dec 31, 2020 Adjusted for Disposition during 2022	Closing Interest Balances as of Dec 31, 2020 Adjusted for Disposition during 2022	Projected Interest from Jan 1, 2022 to Dec 31, 2022 on Dec 31, 2021 balance adjusted for disposition during 2022 ²	Projected Interest from Jan 1, 2023 to Apr 30, 2023 on Dec 31, 2021 balance adjusted for disposition during 2022 ²	Total Interest	Total Claim	Account Disposition: Yes/No?	As of Dec 31, 2021	RRR vs. 2021 Balance (Principal + Interest)	
193,927	1,200	161,016	2,758	2,001		4,759	165,775		358,901	0	
(4,141)	1,043	(32,145)	(853)	(399)		(1,252)	(33,397)		(36,096)	0	
(748,787)	(328)	1,247,057	(3,757)	15,495		11,738	1,258,795		154,409	(339,776)	
		0	0			0	0		0	0	
(42,906)	(454)	(296,870)	454	(3,689)		(3,235)	(300,105)		(339,776)	0	
(24,985)	(2,950)	2,261,849	2,059	28,103		30,162	2,292,011		2,235,973	0	
(51,970)	(3,949)	(456,865)	(501)	(5,677)		(6,178)	(463,043)		(513,285)	0	
		(1,214,250)	(20,225)	(15,087)		(35,312)	(1,249,562)		(1,174,136)	60,339	Please provide an explanation of the variance in the Manager's Summary
		(2,178,429)	(112,993)	(27,067)		(140,060)	(2,318,489)		(1,226,408)	1,065,014	Please provide an explanation of the variance in the Manager's Summary
		60,545	(62,426)	752		(61,674)	0	No	(1,881)	0	
		1,502,012	(1,497,332)	18,662		(1,478,670)	0	No	4,680	0	
		153,321	(114,403)	1,905		(112,498)	0	No	38,918	0	
		(32,367)	(100,012)	(402)		(100,414)	0	No	(132,379)	0	
								No		0	
(678,862)	(5,438)	678,862	5,438	8,435		13,873	0			0	
0	0	(2,178,429)	(112,993)	(27,067)	0	(140,060)	(2,318,489)		(1,226,408)	1,065,014	
(1,357,724)	(10,876)	3,992,422	(1,647,081)	50,099	0	(1,596,982)	1,670,474		935,104	(41,637)	
(1,357,724)	(10,876)	1,813,993	(1,760,074)	23,032	0	(1,737,042)	(648,015)		(291,304)	1,023,377	
703,657	12,759	0	0	0		0	0		716,416	0	
(654,067)	1,883	1,813,993	(1,760,074)	23,032	0	(1,737,042)	(648,015)		425,112	1,023,377	

Incentive Rate-setting Mechanism Rate Generator for 2023 Filers

Data on this worksheet has been populated using your most recent RRR filing.

If you have identified any issues, please contact the OEB.

Have you confirmed the accuracy of the data below? Yes

If a distributor uses the actual GA price to bill non-RPP Class B customers for an entire rate class, it must exclude these customers from the allocation of the GA balance and the calculation of the resulting rate riders. These rate classes are not to be charged/refunded the general GA rate rider as they did not contribute to the GA balance.

Please contact the OEB to make adjustments to the IRM rate generator for this situation.

Rate Class	Unit	Total Metered kWh	Total Metered kW	Metered kWh for Non-RPP Customers (excluding WMP)	Metered kW for Non-RPP Customers (excluding WMP)	Metered kWh for Wholesale Market Participants (WMP)	Metered kW for Wholesale Market Participants (WMP)	Total Metered kWh less WMP consumption (if applicable)	Total Metered kW less WMP consumption (if applicable)	1568 LRAM Variance Account Class Allocation (\$ amounts)	Number of Customers for Residential and GS<50 classes ³
RESIDENTIAL SERVICE CLASSIFICATION	kWh	434,604,346	0	5,028,525	0	0	0	434,604,346	0		52,096
GENERAL SERVICE LESS THAN 50 KW SERVICE CLASSIFICATION	kWh	191,018,779	0	30,752,967	0	0	0	191,018,779	0		5,957
GENERAL SERVICE 50 to 4,999 kW SERVICE CLASSIFICATION	kW	658,126,433	1,711,584	557,125,944	1,426,398	7,808,857	15,944	650,317,576	1,695,640		
LARGE USE SERVICE CLASSIFICATION	kW	87,081,781	151,120	87,081,781	151,120	0	0	87,081,781	151,120		
UNMETERED SCATTERED LOAD SERVICE CLASSIFICATION	kWh	3,145,674	0	0	0	0	0	3,145,674	0		
STREET LIGHTING SERVICE CLASSIFICATION	kW	3,566,727	9,949	3,566,727	9,949	0	0	3,566,727	9,949		
EMBEDDED DISTRIBUTOR SERVICE CLASSIFICATION	kW	40,632,140	92,316	40,632,140	92,316	0	0	40,632,140	92,316		
Total		1,418,175,880	1,964,969	724,188,084	1,679,783	7,808,857	15,944	1,410,367,023	1,949,025	0	58,053

Threshold Test
Total Claim (including Account 1568)

(\$648,015)

Total Claim for Threshold Test (All Group 1 Accounts)

(\$648,015)

Threshold Test (Total claim per kWh)²

(\$0.0005) Claim does not meet the threshold test.

As per Section 3.2.5 of the 2019 Filing Requirements for Electricity Distribution Rate Applications, an applicant may elect to dispose of the Group 1 account balances below the threshold. If doing so, please select YES from the adjacent drop-down cell and also indicate so in the Manager's Summary. If not, please select NO.

 YES

¹ Residual Account balance to be allocated to rate classes in proportion to the recovery share as established when rate riders were implemented.

² The Threshold Test does not include the amount in 1568.

³ The proportion of customers for the Residential and GS<50 Classes will be used to allocate Account 1551.

Incentive Rate-setting Mechanism Rate Generator for 2023 Filers

No input required. This worksheet allocates the deferral/variance account balances (Group 1 and Account 1568) to the appropriate classes as per EDDVAR dated July 31, 2009.

Allocation of Group 1 Accounts (including Account 1568)

Rate Class	% of Total kWh	% of Customer Numbers **	% of Total kWh adjusted for WMP	allocated based on Total less WMP			allocated based on Total less WMP			
				1550	1551	1580	1584	1586	1588	1568
RESIDENTIAL SERVICE CLASSIFICATION	30.6%	89.7%	30.8%	50,802	(29,970)	387,897	702,394	(141,901)	(385,052)	0
GENERAL SERVICE LESS THAN 50 KW SERVICE CLASSIFICATION	13.5%	10.3%	13.5%	22,329	(3,427)	170,490	308,719	(62,369)	(169,239)	0
GENERAL SERVICE 50 to 4,999 kW SERVICE CLASSIFICATION	46.4%	0.0%	46.1%	76,930	0	580,428	1,063,643	(214,882)	(576,171)	0
LARGE USE SERVICE CLASSIFICATION	6.1%	0.0%	6.2%	10,179	0	77,723	140,739	(28,433)	(77,153)	0
UNMETERED SCATTERED LOAD SERVICE CLASSIFICATION	0.2%	0.0%	0.2%	368	0	2,808	5,084	(1,027)	(2,787)	0
STREET LIGHTING SERVICE CLASSIFICATION	0.3%	0.0%	0.3%	417	0	3,183	5,764	(1,165)	(3,160)	0
EMBEDDED DISTRIBUTOR SERVICE CLASSIFICATION	2.9%	0.0%	2.9%	4,750	0	36,265	65,668	(13,267)	(35,999)	0
Total	100.0%	100.0%	100.0%	165,775	<b style="color: red;">(33,397)	1,258,795	2,292,011	<b style="color: red;">(463,043)	<b style="color: red;">(1,249,562)	0

** Used to allocate Account 1551 as this account records the variances arising from the Smart Metering Entity Charges to Residential and GS<50 customers.

Incentive Rate-setting Mechanism Rate Generator for 2023 Filers

1a The year Account 1589 GA was last disposed

1b The year Account 1580 CBR Class B was last disposed Note that the sub-account was established in 2015.

2a Did you have any customers who transitioned between Class A and Class B (transition customers) during the period the Account 1589 GA balance accumulated (i.e. from the year after the balance was last disposed per #1a above to the current year requested for disposition)? (If you received approval to dispose of the GA account balance as at December 31, 2018, the period the GA variance accumulated would be 2019 to 2021.)

2b Did you have any customers who transitioned between Class A and Class B (transition customers) during the period the Account 1580, sub-account CBR Class B balance accumulated (i.e. from the year after the balance was last disposed per #1b above to the current year requested for disposition)? (If you received approval to dispose of the CBR Class B account balance as at December 31, 2018, the period the CBR Class B variance accumulated would be 2019 to 2021.)

3a Enter the number of transition customer you had during the period the Account 1589 GA or Account 1580 CBR B balance accumulated (i.e. from the year after the balance was last disposed per #1a/1b above to the current year requested for disposition).

Transition Customers - Non-loss Adjusted Billing Determinants by Customer

Customer	Rate Class		2021		2020		2019	
			July to December	January to June	July to December	January to June	July to December	January to June
Customer 1	GENERAL SERVICE 50 to 4,999 kW SERVICE CLASSIFICATION	kWh					699,912	87,439
		kW					2,929	404
	Class A/B					A	B	
Customer 2	GENERAL SERVICE 50 to 4,999 kW SERVICE CLASSIFICATION	kWh					2,403,411	2,591,936
		kW					6,422	7,144
	Class A/B					B	A	
Customer 3	GENERAL SERVICE 50 to 4,999 kW SERVICE CLASSIFICATION	kWh					903,664	671,459
		kW					3,408	2,992
	Class A/B					B	A	
Customer 4	GENERAL SERVICE 50 to 4,999 kW SERVICE CLASSIFICATION	kWh			7,037,768	7,256,944		
		kW			14,709	14,813		
	Class A/B				B	A		
Customer 5	GENERAL SERVICE 50 to 4,999 kW SERVICE CLASSIFICATION	kWh			2,663,193	2,365,979		
		kW			10,429	10,538		
	Class A/B				A	B		
Customer 6	GENERAL SERVICE 50 to 4,999 kW SERVICE CLASSIFICATION	kWh			735,846	707,898		
		kW			2,949	3,681		
	Class A/B				A	B		
Customer 7	GENERAL SERVICE 50 to 4,999 kW SERVICE CLASSIFICATION	kWh	7,505,380	5,937,264				
		kW	19,222	11,928				
	Class A/B	A	B					
Customer 8	GENERAL SERVICE 50 to 4,999 kW SERVICE CLASSIFICATION	kWh	584,481	582,504				
		kW	3,113	3,063				
	Class A/B	A	B					
Customer 9	GENERAL SERVICE 50 to 4,999 kW SERVICE CLASSIFICATION	kWh	3,421,144	4,505,168				
		kW	8,415	8,504				
	Class A/B	B	A					
Customer 10	GENERAL SERVICE 50 to 4,999 kW SERVICE CLASSIFICATION	kWh	4,856,201	4,416,363				
		kW	9,655	8,285				
	Class A/B	B	A					

3b Enter the number of rate classes in which there were customers who were Class A for the full year during the period the Account 1589 GA or Account 1580 CBR B balance accumulated (i.e. from the year after the balance was last disposed per #1a/1b above to the current year requested for disposition).

In the table, enter the total Class A consumption for full year Class A customers in each rate class for each year, including any transition customer's consumption identified in table 3a above that were Class A customers for the full year before/after the transition year (E.g. If a customer transitioned from Class B to A in 2020, exclude this customer's consumption for 2020 but include this customer's consumption in 2021 as they were a Class A customer for the full year).

Rate Classes with Class A Customers - Billing Determinants by Rate Class

Rate Class	Rate Class		2021	2020	2019
			Rate Class 1	GENERAL SERVICE 50 to 4,999 kW SERVICE CLASSIFICATION	kWh
		kW	387,246	384,393	409,813
Rate Class 2	LARGE USE SERVICE CLASSIFICATION	kWh	87,081,781	83,371,017	96,278,641
		kW	152,647	140,823	169,281

Incentive Rate-setting Mechanism Rate Generator for 2023 Filers

This tab allocates the GA balance to transition customers (i.e Class A customers who were former Class B customers and Class B customers who were former Class A customers) who contributed to the current GA balance. The tables below calculate specific amounts for each customer who made the change. The general GA rate rider to non-RPP customers is not to be charged to the transition customers that are allocated amounts in the table below. Consistent with prior decisions, distributors are generally expected to settle the amount through 12 equal adjustments to bills.

Year the Account 1589 GA Balance Last Disposed

2018

Allocation of total Non-RPP Consumption (kWh) between Current Class B and Class A/B Transition Customers

		Total	2021	2020	2019
Non-RPP Consumption Less WMP Consumption	A	2,201,985,533	724,188,084	706,975,060	770,822,389
Less Class A Consumption for Partial Year Class A Customers	B	31,630,682	17,011,392	10,655,983	3,963,307
Less Consumption for Full Year Class A Customers	C	807,109,283	252,127,849	263,444,308	291,537,126
Total Class B Consumption for Years During Balance Accumulation	D = A-B-C	1,363,245,568	455,048,843	432,874,769	475,321,956
All Class B Consumption for Transition Customers	E	28,303,272	14,797,112	10,111,645	3,394,515
Transition Customers' Portion of Total Consumption	F = E/D	2.08%			

Allocation of Total GA Balance \$

Total GA Balance	G	-\$	2,318,489
Transition Customers Portion of GA Balance	H=F*G	-\$	48,136
GA Balance to be disposed to Current Class B Customers through Rate Rider	I=G-H	-\$	2,270,353

Allocation of GA Balances to Class A/B Transition Customers

Customer	# of Class A/B Transition Customers	Total Metered Consumption (kWh) for Transition Customers During the Period When They Were Class B Customers	Metered Consumption (kWh) for Transition Customers During the Period When They Were Class B Customers in 2021	Metered Consumption (kWh) for Transition Customers During the Period When They Were Class B Customers in 2020	Metered Consumption (kWh) for Transition Customers During the Period When They Were Class B Customers in 2019	% of kWh	Customer Specific GA Allocation for the Period When They Were Class B customers	Monthly Equal Payments
	10							
Customer 1		87,439	0	0	87,439	0.31%	-\$ 149	-\$ 12
Customer 2		2,403,411	0	0	2,403,411	8.49%	-\$ 4,088	-\$ 341
Customer 3		903,664	0	0	903,664	3.19%	-\$ 1,537	-\$ 128
Customer 4		7,037,768	0	7,037,768	0	24.87%	-\$ 11,969	-\$ 997
Customer 5		2,365,979	0	2,365,979	0	8.36%	-\$ 4,024	-\$ 335
Customer 6		707,898	0	707,898	0	2.50%	-\$ 1,204	-\$ 100
Customer 7		5,937,264	5,937,264	0	0	20.98%	-\$ 10,098	-\$ 841
Customer 8		582,504	582,504	0	0	2.06%	-\$ 991	-\$ 83
Customer 9		3,421,144	3,421,144	0	0	12.09%	-\$ 5,818	-\$ 485
Customer 10		4,856,201	4,856,201	0	0	17.16%	-\$ 8,259	-\$ 688
Total		28,303,272	14,797,112	10,111,645	3,394,515	100.00%	-\$ 48,136	

Incentive Rate-setting Mechanism Rate Generator for 2023 Filers

The purpose of this tab is to calculate the GA rate riders for all current Class B customers who did not transition between Class A and B in the period since the Account 1589 GA was last disposed. Calculations in this tab will be modified upon completion of tab 6.1a, which allocates a portion of the GA balance to transition customers, if applicable.

Effective January 2017, the billing determinant and all rate riders for the disposition of GA balances will be calculated on an energy basis (kWhs) regardless of the billing determinant used for distribution rates for the particular class (see Chapter 3, Filing Requirements)

Default Rate Rider Recovery Period (in months)	12
Proposed Rate Rider Recovery Period (in months)	12

Rate Rider Recovery to be used below

	Total Metered Non-RPP 2021 Consumption excluding WMP	Total Metered 2021 Consumption for Class A Customers that were Class A for the entire period GA balance accumulated	Total Metered 2021 Consumption for Customers that Transitioned Between Class A and B during the period GA balance accumulated	Non-RPP Metered 2021 Consumption for Current Class B Customers (Non-RPP Consumption excluding WMP, Class A and Transition Customers' Consumption)	% of total kWh	Total GA \$ allocated to Current Class B Customers	GA Rate Rider	
	kWh	kWh	kWh	kWh				
RESIDENTIAL SERVICE CLASSIFICATION	5,028,525	0	0	5,028,525	1.1%	(\$25,932)	(\$0.0052)	kWh
GENERAL SERVICE LESS THAN 50 KW SERVICE CLASSIFICATION	30,752,967	0	0	30,752,967	7.0%	(\$158,591)	(\$0.0052)	kWh
GENERAL SERVICE 50 to 4,999 kW SERVICE CLASSIFICATION	557,125,944	165,046,068	31,808,505	360,271,371	81.8%	(\$1,857,899)	(\$0.0052)	kWh
LARGE USE SERVICE CLASSIFICATION	87,081,781	87,081,781	0	0	0.0%	\$0	\$0.0000	
UNMETERED SCATTERED LOAD SERVICE CLASSIFICATION	0	0	0	0	0.0%	\$0	\$0.0000	
STREET LIGHTING SERVICE CLASSIFICATION	3,566,727	0	0	3,566,727	0.8%	(\$18,393)	(\$0.0052)	kWh
EMBEDDED DISTRIBUTOR SERVICE CLASSIFICATION	40,632,140	0	0	40,632,140	9.2%	(\$209,538)	(\$0.0052)	kWh
Total	724,188,084	252,127,849	31,808,505	440,251,730	100.0%	(\$2,270,353)		



Incentive Rate-setting Mechanism Rate Generator for 2023 Filers

This tab allocates the CBR Class B balance to transition customers (i.e Class A customers who were former Class B customers and Class B customers who were former Class A customers) who contributed to the current CBR Class B balance. The tables below calculate specific amounts for each customer who made the change. The general CBR Class B rate rider is not to be charged to the transition customers that are allocated amounts in the table below. Consistent with prior decisions, distributors are generally expected to settle the amount through 12 equal adjustments to bills.

Year Account 1580 CBR Class B was Last Disposed 2020

Allocation of Total Consumption (kWh) between Current Class B and Class A/B Transition Customers

		Total	2021
Total Consumption Less WMP Consumption	A	1,410,367,023	1,410,367,023
Less Class A Consumption for Partial Year Class A Customers	B	17,011,392	17,011,392
Less Consumption for Full Year Class A Customers	C	252,127,849	252,127,849
Total Class B Consumption for Years During Balance Accumulation	D = A-B-C	1,141,227,782	1,141,227,782
All Class B Consumption for Transition Customers	E	14,797,112	14,797,112
Transition Customers' Portion of Total Consumption	F = E/D	1.30%	

Allocation of Total CBR Class B Balance \$

Total CBR Class B Balance	G	-\$ 300,105
Transition Customers Portion of CBR Class B Balance	H=F*G	-\$ 3,891
CBR Class B Balance to be disposed to Current Class B Customers through Rate Rider	I=G-H	-\$ 296,214

Allocation of CBR Class B Balances to Transition Customers

# of Class A/B Transition Customers	4					
Customer	Total Metered Class B Consumption (kWh) for Transition Customers During the Period When They were Class B Customers	Metered Class B Consumption (kWh) for Transition Customers During the Period When They were Class B Customers in 2021	% of kWh	Customer Specific CBR Class B Allocation for the Period When They Were Class B Customers	Monthly Equal Payments	
Customer 7	5,937,264	5,937,264	40.12%	-\$ 1,561	-\$ 130	
Customer 8	582,504	582,504	3.94%	-\$ 153	-\$ 13	
Customer 9	3,421,144	3,421,144	23.12%	-\$ 900	-\$ 75	
Customer 10	4,856,201	4,856,201	32.82%	-\$ 1,277	-\$ 106	
Total	14,797,112	14,797,112	100.00%	-\$ 3,891	-\$ 324	

Incentive Rate-setting Mechanism Rate Generator for 2023 Filers

No input required. The purpose of this tab is to calculate the CBR rate riders for all current Class B customers who did not transition between Class A and B in the period since the Account 1580, sub-account CBR Class B balance accumulated.

The year Account 1580 CBR Class B was last disposed

		Total Metered 2021 Consumption Minus WMP		Total Metered 2021 Consumption for Full Year Class A Customers		Total Metered 2021 Consumption for Transition Customers		Metered 2021 Consumption for Current Class B Customers (Total Consumption LESS WMP, Class A and Transition Customers' Consumption)		% of total kWh	Total CBR Class B \$ allocated to Current Class B Customers	CBR Class B Rate Rider	Unit
		kWh	kW	kWh	kW	kWh	kW	kWh	kW				
RESIDENTIAL SERVICE CLASSIFICATION	kWh	434,604,346	0	0	0	0	0	434,604,346	0	38.6%	(\$114,286)	(\$0.0003)	kWh
GENERAL SERVICE LESS THAN 50 KW SERVICE CLASSIFICATION	kWh	191,018,779	0	0	0	0	0	191,018,779	0	17.0%	(\$50,232)	(\$0.0003)	kWh
GENERAL SERVICE 50 to 4,999 kW SERVICE CLASSIFICATION	kW	650,317,576	1,695,640	165,046,068	387,246	31,808,505	72,184	453,463,003	1,236,210	40.3%	(\$119,246)	(\$0.0965)	kW
LARGE USE SERVICE CLASSIFICATION	kW	87,081,781	151,120	87,081,781	152,647	0	0	0	(1,527)	0.0%	\$0	\$0.0000	kW
UNMETERED SCATTERED LOAD SERVICE CLASSIFICATION	kWh	3,145,674	0	0	0	0	0	3,145,674	0	0.3%	(\$827)	(\$0.0003)	kWh
STREET LIGHTING SERVICE CLASSIFICATION	kW	3,566,727	9,949	0	0	0	0	3,566,727	9,949	0.3%	(\$938)	(\$0.0943)	kW
EMBEDDED DISTRIBUTOR SERVICE CLASSIFICATION	kW	40,632,140	92,316	0	0	0	0	40,632,140	92,316	3.6%	(\$10,685)	(\$0.1157)	kW
Total		1,410,367,023	1,949,025	252,127,849	539,893	31,808,505	72,184	1,126,430,669	1,336,948	100.0%	(\$296,214)		

Incentive Rate-setting Mechanism Rate Generator for 2023 Filers

Input required at cells C13 and C14. This worksheet calculates rate riders related to the Deferral/Variance Account Disposition (if applicable) and rate riders for Account 1568. Rate Riders will not be generated for the microFIT class.

Default Rate Rider Recovery Period (in months)	12	
DVA Proposed Rate Rider Recovery Period (in months)	12	Rate Rider Recovery to be used below
LRAM Proposed Rate Rider Recovery Period (in months)	12	Rate Rider Recovery to be used below

Rate Class	Unit	Total Metered kWh	Metered kW or kVA	Total Metered kWh less WMP consumption	Total Metered kW less WMP consumption	Allocation of Group 1 Account Balances to All Classes ²	Allocation of Group 1 Account Balances to Non-WMP Classes Only (If Applicable) ²	Deferral/Variance			Revenue Reconciliation ¹
								Deferral/Variance Account Rate Rider ²	Account Rate Rider for Non-WMP (if applicable) ²	Account 1568 Rate Rider	
RESIDENTIAL SERVICE CLASSIFICATION	kWh	434,604,346	0	434,604,346	0	584,170		0.0013	0.0000	0.0000	
GENERAL SERVICE LESS THAN 50 KW SERVICE CLASSIFICATION	kWh	191,018,779	0	191,018,779	0	266,502		0.0014	0.0000	0.0000	
GENERAL SERVICE 50 to 4,999 kW SERVICE CLASSIFICATION	kW	658,126,433	1,711,584	650,317,576	1,695,640	925,692	4,257	0.5408	0.0025	0.0000	
LARGE USE SERVICE CLASSIFICATION	kW	87,081,781	151,120	87,081,781	151,120	123,055		0.8143	0.0000	0.0000	
UNMETERED SCATTERED LOAD SERVICE CLASSIFICATION	kWh	3,145,674	0	3,145,674	0	4,445		0.0014	0.0000	0.0000	
STREET LIGHTING SERVICE CLASSIFICATION	kW	3,566,727	9,949	3,566,727	9,949	5,040		0.5066	0.0000	0.0000	
EMBEDDED DISTRIBUTOR SERVICE CLASSIFICATION	kW	40,632,140	92,316	40,632,140	92,316	57,417		0.6220	0.0000	0.0000	
1,952,197.34											

¹ When calculating the revenue reconciliation for distributors with Class A customers, the balances of sub-account 1580-CBR Class B will not be taken into consideration if there are Class A customers since the rate riders, if any, are calculated separately.

² Only for rate classes with WMP customers are the Deferral/Variance Account Rate Riders for Non-WMP (column H and J) calculated separately. For all rate classes without WMP customers, balances in account 1580 and 1588 are included in column G and disposed through a combined Deferral/Variance Account and Rate Rider.



Incentive Rate-setting Mechanism Rate Generator for 2023 Filers

Summary - Sharing of Tax Change Forecast Amounts

	2021	2023
OEB-Approved Rate Base	\$ -	\$ -
OEB-Approved Regulatory Taxable Income	\$ -	\$ -
Federal General Rate		15.0%
Federal Small Business Rate		9.0%
Federal Small Business Rate (calculated effective rate) ^{1,2}		9.0%
Ontario General Rate		11.5%
Ontario Small Business Rate		3.2%
Ontario Small Business Rate (calculated effective rate) ^{1,2}		3.2%
Federal Small Business Limit		\$ 500,000
Ontario Small Business Limit		\$ 500,000
Federal Taxes Payable		\$ -
Provincial Taxes Payable		\$ -
Federal Effective Tax Rate		0.0%
Provincial Effective Tax Rate		0.0%
Combined Effective Tax Rate	0.0%	0.0%
Total Income Taxes Payable	\$ -	\$ -
OEB-Approved Total Tax Credits (enter as positive number)	\$ -	\$ -
Income Tax Provision	\$ -	\$ -
Grossed-up Income Taxes	\$ -	\$ -
Incremental Grossed-up Tax Amount		\$ -
Sharing of Tax Amount (50%)		\$ -

Notes

1. The appropriate Federal and Ontario small business rates are calculated in the Income/PILs Workform. The Federal and Ontario small business deduction:

- a. is applicable if taxable capital is below \$10 million.
- b. is phased out with taxable capital of more than \$10 million.
- c. is completely eliminated when the taxable capital is \$15 million or more. Effective for the 2022 taxation year, the Federal small business deduction is revised to be completely eliminated when the taxable capital is \$50 million or more.

2. The OEB's proxy for taxable capital is rate base.

Incentive Rate-setting Mechanism Rate Generator for 2023 Filers

Calculation of Rebased Revenue Requirement and Allocation of Tax Sharing Amount. Enter data from the last OEB-approved Cost of Service application in columns C through H.

As per Chapter 3 Filing Requirements, shared tax rate riders are based on a 1 year disposition.

Rate Class		Re-based Billed Customers or Connections	Re-based Billed kWh	Re-based Billed kW	Re-based Service Charge	Re-based Distribution Volumetric Rate kWh	Re-based Distribution Volumetric Rate kW	Service Charge Revenue	Distribution Volumetric Rate Revenue kWh	Distribution Volumetric Rate Revenue kW	Revenue Requirement from Rates	Service Charge % Revenue	Distribution Volumetric Rate % Revenue kWh	Distribution Volumetric Rate % Revenue kW	Total % Revenue
RESIDENTIAL SERVICE CLASSIFICATION	kWh							0	0	0	0	0.0%	0.0%	0.0%	0.0%
GENERAL SERVICE LESS THAN 50 KW SERVICE CLASSIFICATION	kWh							0	0	0	0	0.0%	0.0%	0.0%	0.0%
GENERAL SERVICE 50 to 4,999 kW SERVICE CLASSIFICATION	kW							0	0	0	0	0.0%	0.0%	0.0%	0.0%
LARGE USE SERVICE CLASSIFICATION	kW							0	0	0	0	0.0%	0.0%	0.0%	0.0%
UNMETERED SCATTERED LOAD SERVICE CLASSIFICATION	kWh							0	0	0	0	0.0%	0.0%	0.0%	0.0%
STREET LIGHTING SERVICE CLASSIFICATION	kW	0	0	0				0	0	0	0	0.0%	0.0%	0.0%	0.0%
EMBEDDED DISTRIBUTOR SERVICE CLASSIFICATION	kW							0	0	0	0	0.0%	0.0%	0.0%	0.0%
Total		0	0	0				0	0	0	0	0.0%	0.0%	0.0%	0.0%

Rate Class		Total kWh (most recent RRR filing)	Total kW (most recent RRR filing)	Allocation of Tax Savings by Rate Class	Distribution Rate Rider
RESIDENTIAL SERVICE CLASSIFICATION	kWh	434,604,346		0	0.00 \$/customer
GENERAL SERVICE LESS THAN 50 KW SERVICE CLASSIFICATION	kWh	191,018,779		0	0.0000 kWh
GENERAL SERVICE 50 to 4,999 kW SERVICE CLASSIFICATION	kW	658,126,433	1,711,584	0	0.0000 kW
LARGE USE SERVICE CLASSIFICATION	kW	87,081,781	151,120	0	0.0000 kW
UNMETERED SCATTERED LOAD SERVICE CLASSIFICATION	kWh	3,145,674		0	0.0000 kWh
STREET LIGHTING SERVICE CLASSIFICATION	kW	3,566,727	9,949	0	0.0000 kW
EMBEDDED DISTRIBUTOR SERVICE CLASSIFICATION	kW	40,632,140	92,316	0	0.0000 kW
Total		1,418,175,880	1,964,969	\$0	

Incentive Rate-setting Mechanism Rate Generator for 2023 Filers

Columns E and F have been populated with data from the most recent RRR filing. Rate classes that have more than one Network or Connection charge will notice that the cells are highlighted in green and unlocked. If the data needs to be modified, please make the necessary adjustments and note the changes in your manager's summary. As well, the Loss Factor has been imported from Tab 2.

Rate Class	Rate Description	Unit	Rate	Non-Loss Adjusted Metered kWh	Non-Loss Adjusted Metered kW	Applicable Loss Factor	Loss Adjusted Billed kWh	
Residential Service Classification	Retail Transmission Rate - Network Service Rate	\$/kWh	0.0090	434,604,346	0	1.0353	449,945,879	
Residential Service Classification	Retail Transmission Rate - Line and Transformation Connection Service Rate	\$/kWh	0.0023	434,604,346	0	1.0353	449,945,879	
General Service Less Than 50 kW Service Classification	Retail Transmission Rate - Network Service Rate	\$/kWh	0.0084	191,018,779	0	1.0353	197,761,742	
General Service Less Than 50 kW Service Classification	Retail Transmission Rate - Line and Transformation Connection Service Rate	\$/kWh	0.0021	191,018,779	0	1.0353	197,761,742	
General Service 50 To 4,999 kW Service Classification	Retail Transmission Rate - Network Service Rate - (less than 1,000 kW)	\$/kW	3.4369	0	0			
General Service 50 To 4,999 kW Service Classification	Retail Transmission Rate - Network Service Rate - Interval Metered (less than 1,000 kW)	\$/kW	3.6505	453,942,424	1,254,138			For this line item, please ensure that the consumption and demand v
General Service 50 To 4,999 kW Service Classification	Retail Transmission Rate - Network Service Rate - Interval Metered (1,000 to 4,999 kW)	\$/kW	3.6456	204,184,008	457,446			For this line item, please ensure that the consumption and demand v
General Service 50 To 4,999 kW Service Classification	Retail Transmission Rate - Line and Transformation Connection Service Rate - (less than 1,000 kW) (see Gross Load Billing Note)	\$/kW	0.8151	0	0			
General Service 50 To 4,999 kW Service Classification	Retail Transmission Rate - Line and Trans. Connection Service Rate - Interval Metered (less than 1,000 kW) (see Gross Load Billing Note)	\$/kW	1.0179	453,942,424	1,254,138			For this line item, please ensure that the consumption and demand v
General Service 50 To 4,999 kW Service Classification	Retail Transmission Rate - Line and Trans. Connection Service Rate - Interval Metered (1,000 to 4,999 kW) (see Gross Load Billing Note)	\$/kW	1.0170	204,184,008	457,446			For this line item, please ensure that the consumption and demand v
Large Use Service Classification	Retail Transmission Rate - Network Service Rate - Interval Metered	\$/kW	4.0417	87,081,781	151,120			For this line item, please ensure that the consumption and demand v
Large Use Service Classification	Retail Transmission Rate - Line and Transformation Connection Service Rate - Interval Metered (see Gross Load Billing Note)	\$/kW	1.0215	87,081,781	151,120			For this line item, please ensure that the consumption and demand v
Unmetered Scattered Load Service Classification	Retail Transmission Rate - Network Service Rate	\$/kWh	0.0084	3,145,674	0	1.0353	3,256,716	
Unmetered Scattered Load Service Classification	Retail Transmission Rate - Line and Transformation Connection Service Rate	\$/kWh	0.0021	3,145,674	0	1.0353	3,256,716	
Street Lighting Service Classification	Retail Transmission Rate - Network Service Rate	\$/kW	2.5922	3,566,727	9,949			
Street Lighting Service Classification	Retail Transmission Rate - Line and Transformation Connection Service Rate	\$/kW	0.6299	3,566,727	9,949			

values have been adjusted to account for non-interval/interval customers.
values have been adjusted to account for non-interval/interval customers.

values have been adjusted to account for non-interval/interval customers.

values have been adjusted to account for non-interval/interval customers.
values have been adjusted to account for non-interval/interval customers.

values have been adjusted to account for non-interval/interval customers.



Incentive Rate-setting Mechanism Rate Generator for 2023 Filers

Uniform Transmission Rates	Unit	2021 Jan to Jun		2021 Jul to Dec		2022 Jan to Mar		2022 Apr to Dec		2023
Rate Description		Rate		Rate		Rate		Rate		Rate
Network Service Rate	kW	\$	4.67	\$	4.90	\$	5.13	\$	5.46	\$ 5.46
Line Connection Service Rate	kW	\$	0.77	\$	0.81	\$	0.88	\$	0.88	\$ 0.88
Transformation Connection Service Rate	kW	\$	2.53	\$	2.65	\$	2.81	\$	2.81	\$ 2.81

Hydro One Sub-Transmission Rates	Unit	2021		2022		2023
Rate Description		Rate		Rate		Rate
Network Service Rate	kW	\$		\$	3.4778	\$ 4.3473
Line Connection Service Rate	kW	\$		\$	0.8128	\$ 0.6788
Transformation Connection Service Rate	kW	\$		\$	2.0458	\$ 2.3267
Both Line and Transformation Connection Service Rate	kW	\$		\$	2.8586	\$ 3.0055

If needed, add extra host here. (I)	Unit	2021 Jan to Jun		2021 Jul to Dec		2022		2023	
Rate Description		Rate		Rate		Rate		Rate	
Network Service Rate	kW	\$	2.71	\$	3.52	\$	3.81	\$	3.81
Line Connection Service Rate	kW	\$	3.52	\$	0.63	\$	0.69	\$	0.69
Transformation Connection Service Rate	kW	\$	-	\$	-	\$	-	\$	-
Both Line and Transformation Connection Service Rate	kW	\$	3.52	\$	0.63	\$	-	\$	0.69

If needed, add extra host here. (II)	Unit	2021		2022		2023	
Rate Description		Rate		Rate		Rate	
Network Service Rate	kW	\$	2.61	\$	3.45	\$	3.45
Line Connection Service Rate	kW	\$	2.12	\$	2.30	\$	2.30
Transformation Connection Service Rate	kW	\$	-	\$	-	\$	-
Both Line and Transformation Connection Service Rate	kW	\$	2.12	\$	-	\$	2.30
Low Voltage Switchgear Credit (if applicable, enter as a negative value)	\$	Historical 2021		Current 2022		Forecast 2023	

Incentive Rate-setting Mechanism Rate Generator for 2023 Filers

In the green shaded cells, enter billing detail for wholesale transmission for the same reporting period as the billing determinants on Tab 10. For Hydro One Sub-transmission Rates, if you are charged a combined Line and Transformer connection rate, please ensure that both the Line Connection and Transformation Connection columns are completed. If any of the Hydro One Sub-transmission rates (column E, I and M) are highlighted in red, please double check the billing data entered in "Units Billed" and "Amount" columns. The highlighted rates do not match the Hydro One Sub-transmission rates approved for that time period. If data has been entered correctly, please provide explanation for the discrepancy in rates.

IESO Month	Network			Line Connection			Transformation Connection			Total Connection Amount
	Units Billed	Rate	Amount	Units Billed	Rate	Amount	Units Billed	Rate	Amount	
January	185,183	\$4.67	\$ 864,805	189,690	\$0.77	\$ 146,061	27,143	\$2.53	\$ 68,672	\$ 214,733
February	187,296	\$4.67	\$ 874,672	194,946	\$0.77	\$ 150,108	26,268	\$2.53	\$ 66,458	\$ 216,566
March	184,066	\$4.67	\$ 859,588	188,065	\$0.77	\$ 144,810	25,516	\$2.53	\$ 64,555	\$ 209,366
April	159,058	\$4.67	\$ 742,801	171,576	\$0.77	\$ 132,114	24,079	\$2.53	\$ 60,920	\$ 193,033
May	203,446	\$4.67	\$ 950,093	208,009	\$0.77	\$ 160,167	23,965	\$2.53	\$ 60,631	\$ 220,798
June	224,687	\$4.67	\$ 1,049,288	247,624	\$0.77	\$ 190,670	26,858	\$2.53	\$ 67,951	\$ 258,621
July	234,651	\$4.90	\$ 1,149,790	241,312	\$0.81	\$ 195,463	27,270	\$2.65	\$ 72,266	\$ 267,728
August	245,405	\$4.90	\$ 1,202,485	254,948	\$0.81	\$ 206,508	26,938	\$2.65	\$ 71,386	\$ 277,894
September	196,832	\$4.90	\$ 964,477	204,154	\$0.81	\$ 165,365	22,550	\$2.65	\$ 59,758	\$ 225,122
October	169,225	\$4.90	\$ 829,203	177,658	\$0.81	\$ 143,903	22,206	\$2.65	\$ 58,846	\$ 202,749
November	189,475	\$4.90	\$ 928,428	192,156	\$0.81	\$ 155,646	25,614	\$2.65	\$ 67,877	\$ 223,523
December	193,012	\$4.90	\$ 945,759	197,351	\$0.81	\$ 159,854	25,486	\$2.65	\$ 67,538	\$ 227,392
Total	2,372,336	\$ 4.79	\$ 11,361,387	2,467,489	\$ 0.79	\$ 1,950,670	303,893	\$ 2.59	\$ 786,857	\$ 2,737,527

Hydro One Month	Network			Line Connection			Transformation Connection			Total Connection Amount
	Units Billed	Rate	Amount	Units Billed	Rate	Amount	Units Billed	Rate	Amount	
January	5,326	\$3.4778	\$ 18,524	5,326	\$0.8128	\$ 4,329	5,326	\$2.0458	\$ 10,896	\$ 15,226
February	5,350	\$3.4778	\$ 18,608	5,402	\$0.8128	\$ 4,391	5,402	\$2.0458	\$ 11,051	\$ 15,442
March	5,359	\$3.4778	\$ 18,639	5,493	\$0.8128	\$ 4,465	5,493	\$2.0458	\$ 11,238	\$ 15,702
April	4,772	\$3.4778	\$ 16,597	4,897	\$0.8128	\$ 3,980	4,897	\$2.0458	\$ 10,018	\$ 13,999
May	4,569	\$3.4778	\$ 15,890	4,569	\$0.8128	\$ 3,714	4,569	\$2.0458	\$ 9,347	\$ 13,061
June	5,376	\$3.4778	\$ 18,697	5,376	\$0.8128	\$ 4,370	5,376	\$2.0458	\$ 10,998	\$ 15,368
July	5,513	\$3.4778	\$ 19,172	5,513	\$0.8128	\$ 4,481	5,513	\$2.0458	\$ 11,278	\$ 15,758
August	5,681	\$3.4778	\$ 19,759	5,681	\$0.8128	\$ 4,618	5,681	\$2.0458	\$ 11,623	\$ 16,241
September	5,813	\$3.4778	\$ 20,217	5,813	\$0.8128	\$ 4,725	5,813	\$2.0458	\$ 11,893	\$ 16,618
October	4,669	\$3.4778	\$ 16,239	4,805	\$0.8128	\$ 3,905	4,805	\$2.0458	\$ 9,829	\$ 13,734
November	4,687	\$3.4778	\$ 16,302	4,760	\$0.8128	\$ 3,869	4,760	\$2.0458	\$ 9,738	\$ 13,607
December	5,405	\$3.4778	\$ 18,798	5,405	\$0.8128	\$ 4,393	5,405	\$2.0458	\$ 11,058	\$ 15,451
Total	62,522	\$ 3.4778	\$ 217,440	63,040	\$ 0.8128	\$ 51,239	63,040	\$ 2.0458	\$ 128,967	\$ 180,206

KWH (if needed) Month	Network			Line Connection			Transformation Connection			Total Connection Amount
	Units Billed	Rate	Amount	Units Billed	Rate	Amount	Units Billed	Rate	Amount	
January	4,269	\$ 2.7075	\$ 11,558	4,269	\$ 0.7986	\$ 3,409				\$ 3,409
February	4,202	\$ 2.7075	\$ 11,378	4,202	\$ 0.7986	\$ 3,356				\$ 3,356
March	3,767	\$ 2.7075	\$ 10,199	3,767	\$ 0.7986	\$ 3,008				\$ 3,008
April	3,513	\$ 2.7075	\$ 9,513	3,513	\$ 0.7986	\$ 2,806				\$ 2,806
May	3,644	\$ 2.7075	\$ 9,866	3,644	\$ 0.7986	\$ 2,910				\$ 2,910
June	4,809	\$ 3.5226	\$ 16,940	4,809	\$ 0.6339	\$ 3,048				\$ 3,048
July	4,716	\$ 3.5226	\$ 16,614	4,716	\$ 0.6339	\$ 2,990				\$ 2,990
August	4,914	\$ 3.5226	\$ 17,308	4,914	\$ 0.6339	\$ 3,115				\$ 3,115
September	3,688	\$ 3.5226	\$ 12,991	3,688	\$ 0.6339	\$ 2,338				\$ 2,338
October	3,924	\$ 3.5226	\$ 13,822	3,924	\$ 0.6339	\$ 2,487				\$ 2,487
November	4,068	\$ 3.5226	\$ 14,332	4,068	\$ 0.6339	\$ 2,579				\$ 2,579
December	4,234	\$ 3.5226	\$ 14,916	4,234	\$ 0.6339	\$ 2,684				\$ 2,684
Total	49,749	\$ 3.20	\$ 159,437	49,749	\$ 0.70	\$ 34,730	-	\$ -	\$ -	\$ 34,730

GrandBridge (Energy+) (if needed) Month	Network			Line Connection			Transformation Connection			Total Connection Amount
	Units Billed	Rate	Amount	Units Billed	Rate	Amount	Units Billed	Rate	Amount	
January	10,796	\$ 2.6079	\$ 28,155	10,796	\$ 2.1234	\$ 22,924				\$ 22,924
February	11,030	\$ 2.6079	\$ 28,766	11,030	\$ 2.1234	\$ 23,421				\$ 23,421
March	10,622	\$ 2.6079	\$ 27,701	10,746	\$ 2.1234	\$ 22,819				\$ 22,819
April	9,525	\$ 2.6079	\$ 24,841	9,701	\$ 2.1234	\$ 20,599				\$ 20,599
May	10,554	\$ 2.6079	\$ 27,523	10,554	\$ 2.1234	\$ 22,410				\$ 22,410
June	11,897	\$ 2.6079	\$ 31,027	11,897	\$ 2.1234	\$ 25,263				\$ 25,263
July	14,234	\$ 2.6079	\$ 37,120	14,234	\$ 2.1234	\$ 30,224				\$ 30,224
August	15,291	\$ 2.6079	\$ 39,878	15,291	\$ 2.1234	\$ 32,469				\$ 32,469
September	10,889	\$ 2.6079	\$ 28,396	10,889	\$ 2.1234	\$ 23,121				\$ 23,121
October	9,780	\$ 2.6079	\$ 25,504	10,130	\$ 2.1234	\$ 21,510				\$ 21,510
November	10,957	\$ 2.6079	\$ 28,575	10,957	\$ 2.1234	\$ 23,267				\$ 23,267
December	11,063	\$ 2.6079	\$ 28,850	11,063	\$ 2.1234	\$ 23,491				\$ 23,491
Total	136,638	\$ 2.61	\$ 356,337	137,288	\$ 2.12	\$ 291,518	-	\$ -	\$ -	\$ 291,518

Total Month	Network			Line Connection			Transformation Connection			Total Connection Amount
	Units Billed	Rate	Amount	Units Billed	Rate	Amount	Units Billed	Rate	Amount	
January	205,574	\$ 4.4901	\$ 923,041	210,081	\$ 0.8412	\$ 176,724	32,469	\$ 2.4506	\$ 79,568	\$ 256,292
February	207,879	\$ 4.4902	\$ 933,423	215,580	\$ 0.8409	\$ 181,276	31,670	\$ 2.4474	\$ 77,509	\$ 258,786
March	203,814	\$ 4.4949	\$ 916,127	208,072	\$ 0.8415	\$ 175,102	31,009	\$ 2.4442	\$ 75,793	\$ 250,895
April	176,869	\$ 4.4878	\$ 793,752	189,687	\$ 0.8408	\$ 159,498	28,976	\$ 2.4482	\$ 70,938	\$ 230,437
May	222,213	\$ 4.5154	\$ 1,003,372	226,776	\$ 0.8343	\$ 189,200	28,534	\$ 2.4525	\$ 69,979	\$ 259,179
June	246,770	\$ 4.5222	\$ 1,115,953	269,707	\$ 0.8281	\$ 223,352	32,234	\$ 2.4492	\$ 78,949	\$ 302,301
July	259,114	\$ 4.7188	\$ 1,222,696	265,775	\$ 0.8773	\$ 233,157	32,783	\$ 2.5484	\$ 83,543	\$ 316,700
August	271,291	\$ 4.7161	\$ 1,279,430	280,834	\$ 0.8785	\$ 246,710	32,619	\$ 2.5448	\$ 83,009	\$ 329,719
September	217,222	\$ 4.7237	\$ 1,026,081	224,544	\$ 0.8709	\$ 195,548	28,363	\$ 2.5262	\$ 71,650	\$ 267,198
October	187,598	\$ 4.7163	\$ 884,767	196,517	\$ 0.8743	\$ 171,806	27,011	\$ 2.5425	\$ 68,675	\$ 240,481
November	209,188	\$ 4.7213	\$ 987,637	211,942	\$ 0.8746	\$ 185,361	30,374	\$ 2.5553	\$ 77,615	\$ 262,976
December	213,714	\$ 4.7181	\$ 1,008,323	218,053	\$ 0.8733	\$ 190,422	30,891	\$ 2.5443	\$ 78,596	\$ 269,018
Total	2,621,245	\$ 4.61	\$ 12,094,601	2,717,566	\$ 0.86	\$ 2,328,157	366,933	\$ 2.50	\$ 915,824	\$ 3,243,981

Low Voltage Switchgear Credit (if applicable) \$ -

Total including deduction for Low Voltage Switchgear Credit \$ 3,243,981

Incentive Rate-setting Mechanism Rate Generator for 2023 Filers

The purpose of this sheet is to calculate the expected billing when current 2022 Uniform Transmission Rates are applied against historical 2021 transmission units.

IESO				Network			Line Connection			Transformation Connection			Total Connection
Month	Units Billed	Rate	Amount	Units Billed	Rate	Amount	Units Billed	Rate	Amount	Units Billed	Rate	Amount	Amount
January	185,183	\$ 5.1300	\$ 949,989	189,690	\$ 0.8800	\$ 166,927	27,143	\$ 2.8100	\$ 76,272				\$ 243,199
February	187,296	\$ 5.1300	\$ 960,828	194,946	\$ 0.8800	\$ 171,552	26,268	\$ 2.8100	\$ 73,813				\$ 245,366
March	184,066	\$ 5.1300	\$ 944,259	188,065	\$ 0.8800	\$ 165,497	25,516	\$ 2.8100	\$ 71,700				\$ 237,197
April	159,058	\$ 5.4600	\$ 868,457	171,576	\$ 0.8800	\$ 150,987	24,079	\$ 2.8100	\$ 67,662				\$ 218,649
May	203,446	\$ 5.4600	\$ 1,110,815	208,009	\$ 0.8800	\$ 183,048	23,965	\$ 2.8100	\$ 67,342				\$ 250,390
June	224,687	\$ 5.4600	\$ 1,226,791	247,624	\$ 0.8800	\$ 217,909	26,858	\$ 2.8100	\$ 75,471				\$ 293,380
July	234,651	\$ 5.4600	\$ 1,281,194	241,312	\$ 0.8800	\$ 212,355	27,270	\$ 2.8100	\$ 76,629				\$ 288,983
August	245,405	\$ 5.4600	\$ 1,339,911	254,948	\$ 0.8800	\$ 224,354	26,938	\$ 2.8100	\$ 75,696				\$ 300,050
September	196,832	\$ 5.4600	\$ 1,074,703	204,154	\$ 0.8800	\$ 179,656	22,550	\$ 2.8100	\$ 63,366				\$ 243,021
October	169,225	\$ 5.4600	\$ 923,969	177,658	\$ 0.8800	\$ 156,339	22,206	\$ 2.8100	\$ 62,399				\$ 218,738
November	189,475	\$ 5.4600	\$ 1,034,534	192,156	\$ 0.8800	\$ 169,097	25,614	\$ 2.8100	\$ 71,975				\$ 241,073
December	193,012	\$ 5.4600	\$ 1,053,846	197,351	\$ 0.8800	\$ 173,669	25,486	\$ 2.8100	\$ 71,616				\$ 245,285
Total	2,372,336	\$ 5.38	\$ 12,769,295	2,467,489	\$ 0.88	\$ 2,171,390	303,893	\$ 2.81	\$ 853,939				\$ 3,025,330

Hydro One				Network			Line Connection			Transformation Connection			Total Connection
Month	Units Billed	Rate	Amount	Units Billed	Rate	Amount	Units Billed	Rate	Amount	Units Billed	Rate	Amount	Amount
January	5,326	\$ 4.3473	\$ 23,155	5,326	\$ 0.6788	\$ 3,615	5,326	\$ 2.3267	\$ 12,393				\$ 16,008
February	5,350	\$ 4.3473	\$ 23,260	5,402	\$ 0.6788	\$ 3,667	5,402	\$ 2.3267	\$ 12,569				\$ 16,235
March	5,359	\$ 4.3473	\$ 23,298	5,493	\$ 0.6788	\$ 3,729	5,493	\$ 2.3267	\$ 12,781				\$ 16,509
April	4,772	\$ 4.3473	\$ 20,747	4,897	\$ 0.6788	\$ 3,324	4,897	\$ 2.3267	\$ 11,394				\$ 14,718
May	4,569	\$ 4.3473	\$ 19,862	4,569	\$ 0.6788	\$ 3,101	4,569	\$ 2.3267	\$ 10,630				\$ 13,732
June	5,376	\$ 4.3473	\$ 23,371	5,376	\$ 0.6788	\$ 3,649	5,376	\$ 2.3267	\$ 12,508				\$ 16,158
July	5,513	\$ 4.3473	\$ 23,965	5,513	\$ 0.6788	\$ 3,742	5,513	\$ 2.3267	\$ 12,826				\$ 16,568
August	5,681	\$ 4.3473	\$ 24,699	5,681	\$ 0.6788	\$ 3,857	5,681	\$ 2.3267	\$ 13,219				\$ 17,075
September	5,813	\$ 4.3473	\$ 25,272	5,813	\$ 0.6788	\$ 3,946	5,813	\$ 2.3267	\$ 13,525				\$ 17,471
October	4,669	\$ 4.3473	\$ 20,298	4,805	\$ 0.6788	\$ 3,261	4,805	\$ 2.3267	\$ 11,179				\$ 14,440
November	4,687	\$ 4.3473	\$ 20,378	4,760	\$ 0.6788	\$ 3,231	4,760	\$ 2.3267	\$ 11,075				\$ 14,306
December	5,405	\$ 4.3473	\$ 23,497	5,405	\$ 0.6788	\$ 3,669	5,405	\$ 2.3267	\$ 12,576				\$ 16,245
Total	62,522	\$ 4.35	\$ 271,803	63,040	\$ 0.68	\$ 42,791	63,040	\$ 2.33	\$ 146,675				\$ 189,466

KWH				Network			Line Connection			Transformation Connection			Total Connection
Month	Units Billed	Rate	Amount	Units Billed	Rate	Amount	Units Billed	Rate	Amount	Units Billed	Rate	Amount	Amount
January	4,269	\$ 3.8098	\$ 16,263	4,269	\$ 0.6902	\$ 2,946	-	\$ -	\$ -				\$ 2,946
February	4,202	\$ 3.8098	\$ 16,010	4,202	\$ 0.6902	\$ 2,900	-	\$ -	\$ -				\$ 2,900
March	3,767	\$ 3.8098	\$ 14,352	3,767	\$ 0.6902	\$ 2,600	-	\$ -	\$ -				\$ 2,600
April	3,513	\$ 3.8098	\$ 13,385	3,513	\$ 0.6902	\$ 2,425	-	\$ -	\$ -				\$ 2,425
May	3,644	\$ 3.8098	\$ 13,883	3,644	\$ 0.6902	\$ 2,515	-	\$ -	\$ -				\$ 2,515
June	4,809	\$ 3.8098	\$ 18,321	4,809	\$ 0.6902	\$ 3,319	-	\$ -	\$ -				\$ 3,319
July	4,716	\$ 3.8098	\$ 17,968	4,716	\$ 0.6902	\$ 3,255	-	\$ -	\$ -				\$ 3,255
August	4,914	\$ 3.8098	\$ 18,720	4,914	\$ 0.6902	\$ 3,391	-	\$ -	\$ -				\$ 3,391
September	3,688	\$ 3.8098	\$ 14,050	3,688	\$ 0.6902	\$ 2,545	-	\$ -	\$ -				\$ 2,545
October	3,924	\$ 3.8098	\$ 14,949	3,924	\$ 0.6902	\$ 2,708	-	\$ -	\$ -				\$ 2,708
November	4,068	\$ 3.8098	\$ 15,500	4,068	\$ 0.6902	\$ 2,808	-	\$ -	\$ -				\$ 2,808
December	4,234	\$ 3.8098	\$ 16,133	4,234	\$ 0.6902	\$ 2,923	-	\$ -	\$ -				\$ 2,923
Total	49,749	\$ 3.81	\$ 189,534	49,749	\$ 0.69	\$ 34,337	-	\$ -	\$ -				\$ 34,337

GrandBridge (Energy+)				Network			Line Connection			Transformation Connection			Total Connection
Month	Units Billed	Rate	Amount	Units Billed	Rate	Amount	Units Billed	Rate	Amount	Units Billed	Rate	Amount	Amount
January	10,796	\$ 3.4490	\$ 37,235	10,796	\$ 2.2952	\$ 24,779	-	\$ -	\$ -				\$ 24,779
February	11,030	\$ 3.4490	\$ 38,043	11,030	\$ 2.2952	\$ 25,316	-	\$ -	\$ -				\$ 25,316
March	10,622	\$ 3.4490	\$ 36,635	10,746	\$ 2.2952	\$ 24,665	-	\$ -	\$ -				\$ 24,665
April	9,525	\$ 3.4490	\$ 32,853	9,701	\$ 2.2952	\$ 22,265	-	\$ -	\$ -				\$ 22,265
May	10,554	\$ 3.4490	\$ 36,400	10,554	\$ 2.2952	\$ 24,223	-	\$ -	\$ -				\$ 24,223
June	11,897	\$ 3.4490	\$ 41,034	11,897	\$ 2.2952	\$ 27,307	-	\$ -	\$ -				\$ 27,307
July	14,234	\$ 3.4490	\$ 49,092	14,234	\$ 2.2952	\$ 32,669	-	\$ -	\$ -				\$ 32,669
August	15,291	\$ 3.4490	\$ 52,739	15,291	\$ 2.2952	\$ 35,096	-	\$ -	\$ -				\$ 35,096
September	10,889	\$ 3.4490	\$ 37,555	10,889	\$ 2.2952	\$ 24,991	-	\$ -	\$ -				\$ 24,991
October	9,780	\$ 3.4490	\$ 33,730	10,130	\$ 2.2952	\$ 23,251	-	\$ -	\$ -				\$ 23,251
November	10,957	\$ 3.4490	\$ 37,792	10,957	\$ 2.2952	\$ 25,149	-	\$ -	\$ -				\$ 25,149
December	11,063	\$ 3.4490	\$ 38,155	11,063	\$ 2.2952	\$ 25,391	-	\$ -	\$ -				\$ 25,391
Total	136,638	\$ 3.45	\$ 471,263	137,288	\$ 2.30	\$ 315,104	-	\$ -	\$ -				\$ 315,104

Total				Network			Line Connection			Transformation Connection			Total Connection
Month	Units Billed	Rate	Amount	Units Billed	Rate	Amount	Units Billed	Rate	Amount	Units Billed	Rate	Amount	Amount
January	205,574	\$ 4.9940	\$ 1,026,642	210,081	\$ 0.9438	\$ 198,268	32,469	\$ 2.7307	\$ 88,664				\$ 286,932
February	207,879	\$ 4.9940	\$ 1,038,141	215,580	\$ 0.9437	\$ 203,436	31,670	\$ 2.7276	\$ 86,382				\$ 289,818
March	203,814	\$ 4.9974	\$ 1,018,544	208,072	\$ 0.9443	\$ 196,491	31,009	\$ 2.7244	\$ 84,481				\$ 280,972
April	176,869	\$ 5.2889	\$ 935,442	189,687	\$ 0.9437	\$ 179,001	28,976	\$ 2.7283	\$ 79,056				\$ 258,057
May	222,213	\$ 5.3146	\$ 1,180,960	226,776	\$ 0.9388	\$ 212,887	28,534	\$ 2.7326	\$ 77,972				\$ 290,859
June	246,770	\$ 5.3066	\$ 1,309,518	269,707	\$ 0.9350	\$ 252,185	32,234	\$ 2.7294	\$ 87,979				\$ 340,164
July	259,114	\$ 5.2958	\$ 1,372,220	265,775	\$ 0.9483	\$ 252,021	32,783	\$ 2.7287	\$ 89,455				\$ 341,476
August	271,291	\$ 5.2935	\$ 1,436,069	280,834	\$ 0.9497	\$ 266,699	32,619	\$ 2.7258	\$ 88,915				\$ 355,613
September	217,222	\$ 5.3014	\$ 1,151,579	224,544	\$ 0.9403	\$ 211,138	28,363	\$ 2.7109	\$ 76,891				\$ 288,029
October	187,598	\$ 5.2930	\$ 992,946	196,517	\$ 0.9442	\$ 185,559	27,011	\$ 2.7240	\$ 73,578				\$ 259,137
November	209,188	\$ 5.2976	\$ 1,108,203	211,942	\$ 0.9450	\$ 200,285	30,374	\$ 2.7343	\$ 83,050				\$ 283,335
December	213,714	\$ 5.2951	\$ 1,131,631	218,053	\$ 0.9431	\$ 205,652	30,891	\$ 2.7254	\$ 84,192				\$ 289,843
Total	2,621,245	\$ 5.23	\$ 13,701,895	2,717,566	\$ 0.94	\$ 2,563,623	366,933	\$ 2.73	\$ 1,000,614				\$ 3,564,237

Low Voltage Switchgear Credit (if applicable) \$ -

Total including deduction for Low Voltage Switchgear Credit \$ 3,564,237

Incentive Rate-setting Mechanism Rate Generator for 2023 Filers

The purpose of this sheet is to calculate the expected billing when forecasted 2023 Uniform Transmission Rates are applied against historical 2021 transmission units.

IESO				Network			Line Connection			Transformation Connection			Total Connection
Month	Units Billed	Rate	Amount	Units Billed	Rate	Amount	Units Billed	Rate	Amount	Units Billed	Rate	Amount	Amount
January	185,183	\$ 5.4600	\$ 1,011,099	189,690	\$ 0.8800	\$ 166,927	27,143	\$ 2.8100	\$ 76,272				\$ 243,199
February	187,296	\$ 5.4600	\$ 1,022,636	194,946	\$ 0.8800	\$ 171,552	26,268	\$ 2.8100	\$ 73,813				\$ 245,366
March	184,066	\$ 5.4600	\$ 1,005,000	188,065	\$ 0.8800	\$ 165,497	25,516	\$ 2.8100	\$ 71,700				\$ 237,197
April	159,058	\$ 5.4600	\$ 868,457	171,576	\$ 0.8800	\$ 150,987	24,079	\$ 2.8100	\$ 67,662				\$ 218,649
May	203,446	\$ 5.4600	\$ 1,110,815	208,009	\$ 0.8800	\$ 183,048	23,965	\$ 2.8100	\$ 67,342				\$ 250,390
June	224,687	\$ 5.4600	\$ 1,226,791	247,624	\$ 0.8800	\$ 217,909	26,858	\$ 2.8100	\$ 75,471				\$ 293,380
July	234,651	\$ 5.4600	\$ 1,281,194	241,312	\$ 0.8800	\$ 212,355	27,270	\$ 2.8100	\$ 76,629				\$ 288,983
August	245,405	\$ 5.4600	\$ 1,339,911	254,948	\$ 0.8800	\$ 224,354	26,938	\$ 2.8100	\$ 75,696				\$ 300,050
September	196,832	\$ 5.4600	\$ 1,074,703	204,154	\$ 0.8800	\$ 179,656	22,550	\$ 2.8100	\$ 63,366				\$ 243,021
October	169,225	\$ 5.4600	\$ 923,969	177,658	\$ 0.8800	\$ 156,339	22,206	\$ 2.8100	\$ 62,399				\$ 218,738
November	189,475	\$ 5.4600	\$ 1,034,534	192,156	\$ 0.8800	\$ 169,097	25,614	\$ 2.8100	\$ 71,975				\$ 241,073
December	193,012	\$ 5.4600	\$ 1,053,846	197,351	\$ 0.8800	\$ 173,669	25,486	\$ 2.8100	\$ 71,616				\$ 245,285
Total	2,372,336	\$ 5.46	\$ 12,952,955	2,467,489	\$ 0.88	\$ 2,171,390	303,893	\$ 2.81	\$ 853,939				\$ 3,025,330

Hydro One				Network			Line Connection			Transformation Connection			Total Connection
Month	Units Billed	Rate	Amount	Units Billed	Rate	Amount	Units Billed	Rate	Amount	Units Billed	Rate	Amount	Amount
January	5,326	\$ 4.3473	\$ 23,155	5,326	\$ 0.6788	\$ 3,615	5,326	\$ 2.3267	\$ 12,393				\$ 16,008
February	5,350	\$ 4.3473	\$ 23,260	5,402	\$ 0.6788	\$ 3,667	5,402	\$ 2.3267	\$ 12,569				\$ 16,235
March	5,359	\$ 4.3473	\$ 23,298	5,493	\$ 0.6788	\$ 3,729	5,493	\$ 2.3267	\$ 12,781				\$ 16,509
April	4,772	\$ 4.3473	\$ 20,747	4,897	\$ 0.6788	\$ 3,324	4,897	\$ 2.3267	\$ 11,394				\$ 14,718
May	4,569	\$ 4.3473	\$ 19,862	4,569	\$ 0.6788	\$ 3,101	4,569	\$ 2.3267	\$ 10,630				\$ 13,732
June	5,376	\$ 4.3473	\$ 23,371	5,376	\$ 0.6788	\$ 3,649	5,376	\$ 2.3267	\$ 12,508				\$ 16,158
July	5,513	\$ 4.3473	\$ 23,965	5,513	\$ 0.6788	\$ 3,742	5,513	\$ 2.3267	\$ 12,826				\$ 16,568
August	5,681	\$ 4.3473	\$ 24,699	5,681	\$ 0.6788	\$ 3,857	5,681	\$ 2.3267	\$ 13,219				\$ 17,075
September	5,813	\$ 4.3473	\$ 25,272	5,813	\$ 0.6788	\$ 3,946	5,813	\$ 2.3267	\$ 13,525				\$ 17,471
October	4,669	\$ 4.3473	\$ 20,298	4,805	\$ 0.6788	\$ 3,261	4,805	\$ 2.3267	\$ 11,179				\$ 14,440
November	4,687	\$ 4.3473	\$ 20,378	4,760	\$ 0.6788	\$ 3,231	4,760	\$ 2.3267	\$ 11,075				\$ 14,306
December	5,405	\$ 4.3473	\$ 23,497	5,405	\$ 0.6788	\$ 3,669	5,405	\$ 2.3267	\$ 12,576				\$ 16,245
Total	62,522	\$ 4.35	\$ 271,803	63,040	\$ 0.68	\$ 42,791	63,040	\$ 2.33	\$ 146,675				\$ 189,466

KWH				Network			Line Connection			Transformation Connection			Total Connection
Month	Units Billed	Rate	Amount	Units Billed	Rate	Amount	Units Billed	Rate	Amount	Units Billed	Rate	Amount	Amount
January	4,269	\$ 3.8098	\$ 16,263	4,269	\$ 0.6902	\$ 2,946	-	\$ -	\$ -				\$ 2,946
February	4,202	\$ 3.8098	\$ 16,010	4,202	\$ 0.6902	\$ 2,900	-	\$ -	\$ -				\$ 2,900
March	3,767	\$ 3.8098	\$ 14,352	3,767	\$ 0.6902	\$ 2,600	-	\$ -	\$ -				\$ 2,600
April	3,513	\$ 3.8098	\$ 13,385	3,513	\$ 0.6902	\$ 2,425	-	\$ -	\$ -				\$ 2,425
May	3,644	\$ 3.8098	\$ 13,883	3,644	\$ 0.6902	\$ 2,515	-	\$ -	\$ -				\$ 2,515
June	4,809	\$ 3.8098	\$ 18,321	4,809	\$ 0.6902	\$ 3,319	-	\$ -	\$ -				\$ 3,319
July	4,716	\$ 3.8098	\$ 17,968	4,716	\$ 0.6902	\$ 3,255	-	\$ -	\$ -				\$ 3,255
August	4,914	\$ 3.8098	\$ 18,720	4,914	\$ 0.6902	\$ 3,391	-	\$ -	\$ -				\$ 3,391
September	3,688	\$ 3.8098	\$ 14,050	3,688	\$ 0.6902	\$ 2,545	-	\$ -	\$ -				\$ 2,545
October	3,924	\$ 3.8098	\$ 14,949	3,924	\$ 0.6902	\$ 2,708	-	\$ -	\$ -				\$ 2,708
November	4,068	\$ 3.8098	\$ 15,500	4,068	\$ 0.6902	\$ 2,808	-	\$ -	\$ -				\$ 2,808
December	4,234	\$ 3.8098	\$ 16,133	4,234	\$ 0.6902	\$ 2,923	-	\$ -	\$ -				\$ 2,923
Total	49,749	\$ 3.81	\$ 189,534	49,749	\$ 0.69	\$ 34,337	-	\$ -	\$ -				\$ 34,337

GrandBridge (Energy+)				Network			Line Connection			Transformation Connection			Total Connection
Month	Units Billed	Rate	Amount	Units Billed	Rate	Amount	Units Billed	Rate	Amount	Units Billed	Rate	Amount	Amount
January	10,796	\$ 3.4490	\$ 37,235	10,796	\$ 2.2952	\$ 24,779	-	\$ -	\$ -				\$ 24,779
February	11,030	\$ 3.4490	\$ 38,043	11,030	\$ 2.2952	\$ 25,316	-	\$ -	\$ -				\$ 25,316
March	10,622	\$ 3.4490	\$ 36,635	10,746	\$ 2.2952	\$ 24,665	-	\$ -	\$ -				\$ 24,665
April	9,525	\$ 3.4490	\$ 32,853	9,701	\$ 2.2952	\$ 22,265	-	\$ -	\$ -				\$ 22,265
May	10,554	\$ 3.4490	\$ 36,400	10,554	\$ 2.2952	\$ 24,223	-	\$ -	\$ -				\$ 24,223
June	11,897	\$ 3.4490	\$ 41,034	11,897	\$ 2.2952	\$ 27,307	-	\$ -	\$ -				\$ 27,307
July	14,234	\$ 3.4490	\$ 49,092	14,234	\$ 2.2952	\$ 32,669	-	\$ -	\$ -				\$ 32,669
August	15,291	\$ 3.4490	\$ 52,739	15,291	\$ 2.2952	\$ 35,096	-	\$ -	\$ -				\$ 35,096
September	10,889	\$ 3.4490	\$ 37,555	10,889	\$ 2.2952	\$ 24,991	-	\$ -	\$ -				\$ 24,991
October	9,780	\$ 3.4490	\$ 33,730	10,130	\$ 2.2952	\$ 23,251	-	\$ -	\$ -				\$ 23,251
November	10,957	\$ 3.4490	\$ 37,792	10,957	\$ 2.2952	\$ 25,149	-	\$ -	\$ -				\$ 25,149
December	11,063	\$ 3.4490	\$ 38,155	11,063	\$ 2.2952	\$ 25,391	-	\$ -	\$ -				\$ 25,391
Total	136,638	\$ 3.45	\$ 471,263	137,288	\$ 2.30	\$ 315,104	-	\$ -	\$ -				\$ 315,104

Total				Network			Line Connection			Transformation Connection			Total Connection
Month	Units Billed	Rate	Amount	Units Billed	Rate	Amount	Units Billed	Rate	Amount	Units Billed	Rate	Amount	Amount
January	205,574	\$ 5.29	\$ 1,087,753	210,081	\$ 0.94	\$ 198,268	32,469	\$ 2.73	\$ 88,664				\$ 286,932
February	207,879	\$ 5.29	\$ 1,099,949	215,580	\$ 0.94	\$ 203,436	31,670	\$ 2.73	\$ 86,382				\$ 289,818
March	203,814	\$ 5.30	\$ 1,079,285	208,072	\$ 0.94	\$ 196,491	31,009	\$ 2.72	\$ 84,481				\$ 280,972
April	176,869	\$ 5.29	\$ 935,442	189,687	\$ 0.94	\$ 179,001	28,976	\$ 2.73	\$ 79,056				\$ 258,057
May	222,213	\$ 5.31	\$ 1,180,960	226,776	\$ 0.94	\$ 212,887	28,534	\$ 2.73	\$ 77,972				\$ 290,859
June	246,770	\$ 5.31	\$ 1,309,518	269,707	\$ 0.94	\$ 252,185	32,234	\$ 2.73	\$ 87,979				\$ 340,164
July	259,114	\$ 5.30	\$ 1,372,220	265,775	\$ 0.95	\$ 252,021	32,783	\$ 2.73	\$ 89,455				\$ 341,476
August	271,291	\$ 5.29	\$ 1,436,069	280,834	\$ 0.95	\$ 266,699	32,619	\$ 2.73	\$ 88,915				\$ 355,613
September	217,222	\$ 5.30	\$ 1,151,579	224,544	\$ 0.94	\$ 211,138	28,363	\$ 2.71	\$ 76,891				\$ 288,029
October	187,598	\$ 5.29	\$ 992,946	196,517	\$ 0.94	\$ 185,559	27,011	\$ 2.72	\$ 73,578				\$ 259,137
November	209,188	\$ 5.30	\$ 1,108,203	211,942	\$ 0.95	\$ 200,285	30,374	\$ 2.73	\$ 83,050				\$ 283,335
December	213,714	\$ 5.30	\$ 1,131,631	218,053	\$ 0.94	\$ 205,652	30,891	\$ 2.73	\$ 84,192				\$ 289,843
Total	2,621,245	\$ 5.30	\$ 13,885,555	2,717,566	\$ 0.94	\$ 2,563,623	366,933	\$ 2.73	\$ 1,000,614				\$ 3,564,237

Low Voltage Switchgear Credit (if applicable) \$ -
Total including deduction for Low Voltage Switchgear Credit \$ **3,564,237**

Incentive Rate-setting Mechanism Rate Generator for 2023 Filers

The purpose of this table is to re-align the current RTS Network Rates to recover current wholesale network costs.

Rate Class	Rate Description	Unit	Current RTSR- Network	Loss Adjusted Billed kWh	Billed kW	Billed Amount	Billed Amount %	Current Wholesale Billing	Adjusted RTSR Network
Residential Service Classification	Retail Transmission Rate - Network Service Rate	\$/kWh	0.0090	449,945,879	0	4,049,513	32.1%	4,396,485	0.0098
General Service Less Than 50 kW Service Classification	Retail Transmission Rate - Network Service Rate	\$/kWh	0.0084	197,761,742	0	1,661,199	13.2%	1,803,534	0.0091
General Service 50 To 4,999 kW Service Classification	Retail Transmission Rate - Network Service Rate - (less than 1,000 kW)	\$/kW	3.4369		0	0	0.0%	0	0.0000
General Service 50 To 4,999 kW Service Classification	Retail Transmission Rate - Network Service Rate - Interval Metered (less than 1,000 kW)	\$/kW	3.6505		1,254,138	4,578,231	36.3%	4,970,505	3.9633
General Service 50 To 4,999 kW Service Classification	Retail Transmission Rate - Network Service Rate - Interval Metered (1,000 to 4,999 kW)	\$/kW	3.6456		457,446	1,667,665	13.2%	1,810,555	3.9580
Large Use Service Classification	Retail Transmission Rate - Network Service Rate - Interval Metered	\$/kW	4.0417		151,120	610,782	4.8%	663,115	4.3880
Unmetered Scattered Load Service Classification	Retail Transmission Rate - Network Service Rate	\$/kWh	0.0084	3,256,716	0	27,356	0.2%	29,700	0.0091
Street Lighting Service Classification	Retail Transmission Rate - Network Service Rate	\$/kW	2.5922		9,949	25,790	0.2%	28,000	2.8143

The purpose of this table is to re-align the current RTS Connection Rates to recover current wholesale connection costs.

Rate Class	Rate Description	Unit	Current RTSR- Connection	Loss Adjusted Billed kWh	Billed kW	Billed Amount	Billed Amount %	Current Wholesale Billing	Adjusted RTSR- Connection
Residential Service Classification	Retail Transmission Rate - Line and Transformation Connection Service Rate	\$/kWh	0.0023	449,945,879	0	1,034,876	30.8%	1,097,957	0.0024
General Service Less Than 50 kW Service Classification	Retail Transmission Rate - Line and Transformation Connection Service Rate	\$/kWh	0.0021	197,761,742	0	415,300	12.4%	440,614	0.0022
General Service 50 To 4,999 kW Service Classification	Retail Transmission Rate - Line and Transformation Connection Service Rate - (less than 1,000 kW) (see Gross Load Billing Note)	\$/kW	0.8151		0	0	0.0%	0	0.0000
General Service 50 To 4,999 kW Service Classification	Retail Transmission Rate - Line and Trans. Connection Service Rate - Interval Metered (less than 1,000 kW) (see Gross Load Billing Note)	\$/kW	1.0179		1,254,138	1,276,587	38.0%	1,354,402	1.0799
General Service 50 To 4,999 kW Service Classification	Retail Transmission Rate - Line and Trans. Connection Service Rate - Interval Metered (1,000 to 4,999 kW) (see Gross Load Billing Note)	\$/kW	1.0170		457,446	465,223	13.8%	493,580	1.0790
Large Use Service Classification	Retail Transmission Rate - Line and Transformation Connection Service Rate - Interval Metered (see Gross Load Billing Note)	\$/kW	1.0215		151,120	154,369	4.6%	163,779	1.0838
Unmetered Scattered Load Service Classification	Retail Transmission Rate - Line and Transformation Connection Service Rate	\$/kWh	0.0021	3,256,716	0	6,839	0.2%	7,256	0.0022
Street Lighting Service Classification	Retail Transmission Rate - Line and Transformation Connection Service Rate	\$/kW	0.6299		9,949	6,267	0.2%	6,649	0.6683

The purpose of this table is to update the re-aligned RTS Network Rates to recover future wholesale network costs.

Rate Class	Rate Description	Unit	Adjusted RTSR-Network	Loss Adjusted Billed kWh	Billed kW	Billed Amount	Billed Amount %	Forecast Wholesale Billing	Proposed RTSR- Network
Residential Service Classification	Retail Transmission Rate - Network Service Rate	\$/kWh	0.0098	449,945,879	0	4,396,485	32.1%	4,455,416	0.0099
General Service Less Than 50 kW Service Classification	Retail Transmission Rate - Network Service Rate	\$/kWh	0.0091	197,761,742	0	1,803,534	13.2%	1,827,709	0.0092
General Service 50 To 4,999 kW Service Classification	Retail Transmission Rate - Network Service Rate - (less than 1,000 kW)	\$/kW	0.0000		0	0	0.0%	0	0.0000
General Service 50 To 4,999 kW Service Classification	Retail Transmission Rate - Network Service Rate - Interval Metered (less than 1,000 kW)	\$/kW	3.9633		1,254,138	4,970,505	36.3%	5,037,130	4.0164
General Service 50 To 4,999 kW Service Classification	Retail Transmission Rate - Network Service Rate - Interval Metered (1,000 to 4,999 kW)	\$/kW	3.9580		457,446	1,810,555	13.2%	1,834,823	4.0110
Large Use Service Classification	Retail Transmission Rate - Network Service Rate - Interval Metered	\$/kW	4.3880		151,120	663,115	4.8%	672,003	4.4468
Unmetered Scattered Load Service Classification	Retail Transmission Rate - Network Service Rate	\$/kWh	0.0091	3,256,716	0	29,700	0.2%	30,098	0.0092
Street Lighting Service Classification	Retail Transmission Rate - Network Service Rate	\$/kW	2.8143		9,949	28,000	0.2%	28,375	2.8520

Confirm that the correct value is shown in the highlighted cell

The purpose of this table is to update the re-aligned RTS Connection Rates to recover future wholesale connection costs.

Rate Class	Rate Description	Unit	Adjusted RTSR- Connection	Loss Adjusted Billed kWh	Billed kW	Billed Amount	Billed Amount %	Forecast Wholesale Billing	Proposed RTSR- Connection
Residential Service Classification	Retail Transmission Rate - Line and Transformation Connection Service Rate	\$/kWh	0.0024	449,945,879	0	1,097,957	30.8%	1,097,957	0.0024
General Service Less Than 50 kW Service Classification	Retail Transmission Rate - Line and Transformation Connection Service Rate	\$/kWh	0.0022	197,761,742	0	440,614	12.4%	440,614	0.0022
General Service 50 To 4,999 kW Service Classification	Retail Transmission Rate - Line and Transformation Connection Service Rate - (less than 1,000 kW) (see Gross Load Billing Note)	\$/kW	0.0000		0	0	0.0%	0	0.0000
General Service 50 To 4,999 kW Service Classification	Retail Transmission Rate - Line and Trans. Connection Service Rate - Interval Metered (less than 1,000 kW) (see Gross Load Billing Note)	\$/kW	1.0799		1,254,138	1,354,402	38.0%	1,354,402	1.0799
General Service 50 To 4,999 kW Service Classification	Retail Transmission Rate - Line and Trans. Connection Service Rate - Interval Metered (1,000 to 4,999 kW) (see Gross Load Billing Note)	\$/kW	1.0790		457,446	493,580	13.8%	493,580	1.0790
Large Use Service Classification	Retail Transmission Rate - Line and Transformation Connection Service Rate - Interval Metered (see Gross Load Billing Note)	\$/kW	1.0838		151,120	163,779	4.6%	163,779	1.0838
Unmetered Scattered Load Service Classification	Retail Transmission Rate - Line and Transformation Connection Service Rate	\$/kWh	0.0022	3,256,716	0	7,256	0.2%	7,256	0.0022
Street Lighting Service Classification	Retail Transmission Rate - Line and Transformation Connection Service Rate	\$/kW	0.6683		9,949	6,649	0.2%	6,649	0.6683

Confirm that the correct value is shown in the highlighted cell

Incentive Rate-setting Mechanism Rate Generator for 2023 Filers

If applicable, please enter any adjustments related to the revenue to cost ratio model into columns C and E. The Price Escalator has been set at the 2022 value and will be updated by OEB staff at a later date.

Price Escalator	3.30%	Productivity Factor	0.00%
Choose Stretch Factor Group	III	Price Cap Index	3.00%
Associated Stretch Factor Value	0.30%		

Rate Class	Current MFC	MFC Adjustment from R/C Model	Current Volumetric Charge	DVR Adjustment from R/C Model	Price Cap Index to be Applied to MFC and DVR	Proposed MFC	Proposed Volumetric Charge
RESIDENTIAL SERVICE CLASSIFICATION	33.71				3.00%	34.72	0.0000
GENERAL SERVICE LESS THAN 50 KW SERVICE CLASSIFICATION	33.71		0.0183		3.00%	33.71	0.0192
GENERAL SERVICE 50 to 4,999 KW SERVICE CLASSIFICATION	125.96		5.6486		3.00%	125.96	5.8377
LARGE USE SERVICE CLASSIFICATION	7359.96		4.4882		3.00%	7,359.96	4.6381
UNMETERED SCATTERED LOAD SERVICE CLASSIFICATION	11.2		0.0159		3.00%	11.20	0.0171
STREET LIGHTING SERVICE CLASSIFICATION	0.37		10.4055		3.00%	0.38	10.7177
EMBEDDED DISTRIBUTOR SERVICE CLASSIFICATION	0		0.0221		3.00%	0.00	0.0228
MICROFIT SERVICE CLASSIFICATION	4.55					4.55	

If applicable, Wheeling Service Rate will be adjusted for PCI on Sheet 19.

Incentive Rate-setting Mechanism Rate Generator for 2023 Filers

Update the following rates if an OEB Decision has been issued at the time of completing this application

Regulatory Charges

Effective Date of Regulatory Charges		January 1, 2022	January 1, 2023
Wholesale Market Service Rate (WMS) - not including CBR	\$/kWh	0.0030	0.0030
Capacity Based Recovery (CBR) - Applicable for Class B Customers	\$/kWh	0.0004	0.0004
Rural or Remote Electricity Rate Protection Charge (RRRP)	\$/kWh	0.0005	0.0005
Standard Supply Service - Administrative Charge (if applicable)	\$/kWh	0.25	0.25

Time-of-Use RPP Prices

As of		May 1, 2022
Off-Peak	\$/kWh	0.0820
Mid-Peak	\$/kWh	0.1130
On-Peak	\$/kWh	0.1700

Smart Meter Entity Charge (SME)

Smart Meter Entity Charge (SME)	\$	0.43
---------------------------------	----	------

Distribution Rate Protection (DRP) Amount (Applicable to LDCs under the Distribution Rate Protection program):	\$	36.86
--	----	-------

Miscellaneous Service Charges

Wireline Pole Attachment Charge	Unit	Current charge	Inflation factor *	Proposed charge ** / ***
Specific charge for access to the power poles - per pole/year	\$	34.76	2.20%	35.52

Retail Service Charges		Current charge	Inflation factor*	Proposed charge ***
One-time charge, per retailer, to establish the service agreement between the distributor and the retailer	\$	107.68	2.20%	110.05
Monthly fixed charge, per retailer	\$	43.08	2.20%	44.03
Monthly variable charge, per customer, per retailer	\$/cust.	1.07	2.20%	1.09
Distributor-consolidated billing monthly charge, per customer, per retailer	\$/cust.	0.64	2.20%	0.65
Retailer-consolidated billing monthly credit, per customer, per retailer	\$/cust.	(0.64)	2.20%	(0.65)
Service Transaction Requests (STR)			2.20%	-
Request fee, per request, applied to the requesting party	\$	0.54	2.20%	0.55
Processing fee, per request, applied to the requesting party	\$	1.07	2.20%	1.09
Electronic Business Transaction (EBT) system, applied to the requesting party				
up to twice a year		no charge		no charge
more than twice a year, per request (plus incremental delivery costs)	\$	4.31	2.20%	4.40
Notice of switch letter charge, per letter (unless the distributor has opted out of applying the charge as per the Ontario Energy Board's Decision and Order EB-2015-0304, issued on February 14, 2019)	\$	2.15	2.20%	2.20

* inflation factor subject to change pending OEB approved inflation rate effective in 2022

** applicable only to LDCs in which the province-wide pole attachment charge applies

*** subject to change pending OEB order on miscellaneous service charges

Waterloo North Hydro Inc.
TARIFF OF RATES AND CHARGES
Effective and Implementation Date January 1, 2023
This schedule supersedes and replaces all previously
approved schedules of Rates, Charges and Loss Factors

EB-2002-0067

RESIDENTIAL SERVICE CLASSIFICATION

This classification applies to an account taking electricity at 750 volts or less where the electricity is used exclusively in a separate metered living accommodation. Customers shall be residing in single-dwelling units that consist of a detached house or one unit of a semi-detached, duplex, triplex or quadruplex house, with a residential zoning. Separately metered dwellings within a town house complex or apartment building also qualify as residential customers. All customers are single-phase. Class B consumers are defined in accordance with O. Reg. 429/04. Further servicing details are available in the distributor's Conditions of Service.

APPLICATION

The application of these rates and charges shall be in accordance with the Licence of the Distributor and any Code or Order of the Ontario Energy Board, and amendments thereto as approved by the Ontario Energy Board, which may be applicable to the administration of this schedule.

No rates and charges for the distribution of electricity and charges to meet the costs of any work or service done or furnished for the purpose of the distribution of electricity shall be made except as permitted by this schedule, unless required by the Distributor's Licence or a Code or Order of the Ontario Energy Board, and amendments thereto as approved by the Ontario Energy Board, or as specified herein.

Unless specifically noted, this schedule does not contain any charges for the electricity commodity, be it under the Regulated Price Plan, a contract with a retailer or the wholesale market price, as applicable. In addition, the charges in the MONTHLY RATES AND CHARGES - Regulatory Component of this schedule do not apply to a customer that is an embedded wholesale market participant.

It should be noted that this schedule does not list any charges, assessments or credits that are required by law to be invoiced by a distributor and that are not subject to Ontario Energy Board approval, such as the Global Adjustment and the HST.

MONTHLY RATES AND CHARGES - Delivery Component

Service Charge	\$	34.72
Smart Metering Entity Charge - effective until December 31, 2023	\$	0.43
Low Voltage Service Rate	\$/kWh	0.0003
Rate Rider for Disposition of Global Adjustment Account (2023) - effective until December 31, 2023 Applicable only for Non-RPP Customers	\$/kWh	(0.0052)
Rate Rider for Disposition of Deferral/Variance Accounts (2023) - effective until December 31, 2023	\$/kWh	0.0013
Rate Rider for Disposition of Capacity Based Recovery Account (2023) - effective until December 31, 2023 Applicable only for Class B Customers	\$/kWh	(0.0003)
Retail Transmission Rate - Network Service Rate	\$/kWh	0.0099
Retail Transmission Rate - Line and Transformation Connection Service Rate	\$/kWh	0.0024

MONTHLY RATES AND CHARGES - Regulatory Component

Wholesale Market Service Rate (WMS) - not including CBR	\$/kWh	0.0030
Capacity Based Recovery (CBR) - Applicable for Class B Customers	\$/kWh	0.0004
Rural or Remote Electricity Rate Protection Charge (RRRP)	\$/kWh	0.0005
Standard Supply Service - Administrative Charge (if applicable)	\$	0.25

Waterloo North Hydro Inc.

TARIFF OF RATES AND CHARGES

Effective and Implementation Date January 1, 2023

This schedule supersedes and replaces all previously
approved schedules of Rates, Charges and Loss Factors

EB-2002-0067

GENERAL SERVICE LESS THAN 50 KW SERVICE CLASSIFICATION

This classification applies to a non residential account taking electricity at 750 volts or less whose average monthly maximum demand is less than, or is forecast to be less than, 50 kW. Class B consumers are defined in accordance with O. Reg. 429/04. Further servicing details are available in the distributor's Conditions of Service.

APPLICATION

The application of these rates and charges shall be in accordance with the Licence of the Distributor and any Code or Order of the Ontario Energy Board, and amendments thereto as approved by the Ontario Energy Board, which may be applicable to the administration of this schedule.

No rates and charges for the distribution of electricity and charges to meet the costs of any work or service done or furnished for the purpose of the distribution of electricity shall be made except as permitted by this schedule, unless required by the Distributor's Licence or a Code or Order of the Ontario Energy Board, and amendments thereto as approved by the Ontario Energy Board, or as specified herein.

Unless specifically noted, this schedule does not contain any charges for the electricity commodity, be it under the Regulated Price Plan, a contract with a retailer or the wholesale market price, as applicable. In addition, the charges in the MONTHLY RATES AND CHARGES - Regulatory Component of this schedule do not apply to a customer that is an embedded wholesale market participant.

It should be noted that this schedule does not list any charges, assessments or credits that are required by law to be invoiced by a distributor and that are not subject to Ontario Energy Board approval, such as the Global Adjustment and the HST.

MONTHLY RATES AND CHARGES - Delivery Component

Service Charge	\$	33.71
Smart Metering Entity Charge - effective until December 31, 2023	\$	0.43
Distribution Volumetric Rate	\$/kWh	0.0192
Low Voltage Service Rate	\$/kWh	0.0003
Rate Rider for Disposition of Global Adjustment Account (2023) - effective until December 31, 2023 Applicable only for Non-RPP Customers	\$/kWh	(0.0052)
Rate Rider for Disposition of Deferral/Variance Accounts (2023) - effective until December 31, 2023	\$/kWh	0.0014
Rate Rider for Disposition of Capacity Based Recovery Account (2023) - effective until December 31, 2023 Applicable only for Class B Customers	\$/kWh	(0.0003)
Retail Transmission Rate - Network Service Rate	\$/kWh	0.0092
Retail Transmission Rate - Line and Transformation Connection Service Rate	\$/kWh	0.0022

MONTHLY RATES AND CHARGES - Regulatory Component

Wholesale Market Service Rate (WMS) - not including CBR	\$/kWh	0.0030
Capacity Based Recovery (CBR) - Applicable for Class B Customers	\$/kWh	0.0004
Rural or Remote Electricity Rate Protection Charge (RRRP)	\$/kWh	0.0005
Standard Supply Service - Administrative Charge (if applicable)	\$	0.25

Waterloo North Hydro Inc.

TARIFF OF RATES AND CHARGES

Effective and Implementation Date January 1, 2023

This schedule supersedes and replaces all previously approved schedules of Rates, Charges and Loss Factors

EB-2002-0067

GENERAL SERVICE 50 TO 4,999 KW SERVICE CLASSIFICATION

This classification applies to a non residential account whose average monthly maximum demand used for billing purposes is equal to or greater than, or is forecast to be equal to or greater than, 50 kW but less than 5,000 kW. Class A and Class B consumers are defined in accordance with O. Reg. 429/04. Further servicing details are available in the distributor's Conditions of Service. Note that for the application of the Retail Transmission Rate - Network Service Rate and the Retail Transmission Rate - Line and Transformation Connection Service Rate the following sub-classifications apply: General Service 50 to 999 kW non-interval metered; General Service 50 to 999 kW interval metered; and General Service 1,000 to 4,999 kW interval metered.

APPLICATION

The application of these rates and charges shall be in accordance with the Licence of the Distributor and any Code or Order of the Ontario Energy Board, and amendments thereto as approved by the Ontario Energy Board, which may be applicable to the administration of this schedule.

No rates and charges for the distribution of electricity and charges to meet the costs of any work or service done or furnished for the purpose of the distribution of electricity shall be made except as permitted by this schedule, unless required by the Distributor's Licence or a Code or Order of the Ontario Energy Board, and amendments thereto as approved by the Ontario Energy Board, or as specified herein.

Unless specifically noted, this schedule does not contain any charges for the electricity commodity, be it under the Regulated Price Plan, a contract with a retailer or the wholesale market price, as applicable. In addition, the charges in the MONTHLY RATES AND CHARGES - Regulatory Component of this schedule do not apply to a customer that is an embedded wholesale market participant.

If included in the following listing of monthly rates and charges, the rate rider for the disposition of WMS - Sub-account CBR Class B is not applicable to wholesale market participants (WMP), customers that transitioned between Class A and Class B during the variance account accumulation period, or to customers that were in Class A for the entire period. Customers who transitioned are to be charged or refunded their share of the variance disposed through customer specific billing adjustments. This rate rider is to be consistently applied for the entire period to the sunset date of the rate rider. In addition, this rate rider is applicable to all new Class B customers.

If included in the following listing of monthly rates and charges, the rate rider for the disposition of Global Adjustment is only applicable to non-RPP Class B customers. It is not applicable to WMP, customers that transitioned between Class A and Class B during the variance account accumulation period, or to customers that were in Class A for the entire period. Customers who transitioned are to be charged or refunded their share of the variance disposed through customer specific billing adjustments. This rate rider is to be consistently applied for the entire period to the sunset date of the rate rider. In addition, this rate rider is applicable to all new non-RPP Class B customers.

It should be noted that this schedule does not list any charges, assessments or credits that are required by law to be invoiced by a distributor and that are not subject to Ontario Energy Board approval, such as the Global Adjustment and the HST.

MONTHLY RATES AND CHARGES - Delivery Component

Service Charge	\$	125.96
Distribution Volumetric Rate	\$/kW	5.8377
Low Voltage Service Rate	\$/kW	0.1322
Rate Rider for Disposition of Global Adjustment Account (2023) - effective until December 31, 2023 Applicable only for Non-RPP Customers	\$/kWh	(0.0052)

Waterloo North Hydro Inc.

TARIFF OF RATES AND CHARGES

Effective and Implementation Date January 1, 2023

This schedule supersedes and replaces all previously approved schedules of Rates, Charges and Loss Factors

EB-2002-0067

Rate Rider for Disposition of Deferral/Variance Accounts (2023) - effective until December 31, 2023 Applicable only for Non-Wholesale Market Participants	\$/kW	0.0025
Rate Rider for Disposition of Deferral/Variance Accounts (2023) - effective until December 31, 2023	\$/kW	0.5408
Rate Rider for Disposition of Capacity Based Recovery Account (2023) - effective until December 31, 2023 Applicable only for Class B Customers	\$/kW	(0.0965)
Retail Transmission Rate - Network Service Rate - (less than 1,000 kW)	\$/kW	0.0000
Retail Transmission Rate - Network Service Rate - Interval Metered (less than 1,000 kW)	\$/kW	4.0164
Retail Transmission Rate - Network Service Rate - Interval Metered (1,000 to 4,999 kW)	\$/kW	4.0110
Retail Transmission Rate - Line and Transformation Connection Service Rate - (less than 1,000 kW) (see Gross Load Billing Note)		
	\$/kW	0.0000
Retail Transmission Rate - Line and Trans. Connection Service Rate - Interval Metered (less than 1,000 kW) (see Gross Load Billing Note)		
	\$/kW	1.0799
Retail Transmission Rate - Line and Trans. Connection Service Rate - Interval Metered (1,000 to 4,999 kW) (see Gross Load Billing Note)		
	\$/kW	1.0790

MONTHLY RATES AND CHARGES - Regulatory Component

Wholesale Market Service Rate (WMS) - not including CBR	\$/kWh	0.0030
Capacity Based Recovery (CBR) - Applicable for Class B Customers	\$/kWh	0.0004
Rural or Remote Electricity Rate Protection Charge (RRRP)	\$/kWh	0.0005
Standard Supply Service - Administrative Charge (if applicable)	\$	0.25

GROSS LOAD BILLING NOTE

The Billing Demand for Line and Transformation Connection Services is defined as the Non-Coincident Peak demand (MW) in any hour of the month. The customer demand in any hour is the sum of (a) the loss adjusted demand supplied from the distribution system plus (b) the demand that is supplied by embedded generation installed after October 30, 1998, which have installed capacity of 2 MW or more for renewable generation and 1 MW or higher for non-renewable generation. The term renewable generation refers to a facility that generates electricity from the following sources: wind, solar, Biomass, Bio-oil, Bio-gas, landfill gas, or water. The demand supplied by embedded generation will not be adjusted for loss.

Waterloo North Hydro Inc.
TARIFF OF RATES AND CHARGES
Effective and Implementation Date January 1, 2023
This schedule supersedes and replaces all previously
approved schedules of Rates, Charges and Loss Factors

EB-2002-0067

LARGE USE SERVICE CLASSIFICATION

This classification applies to an account whose average monthly maximum demand used for billing purposes is equal to or greater than, or is forecast to be equal to or greater than, 5,000 kW. Class A and Class B consumers are defined in accordance with O. Reg. 429/04. Further servicing details are available in the distributor's Conditions of Service.

APPLICATION

The application of these rates and charges shall be in accordance with the Licence of the Distributor and any Code or Order of the Ontario Energy Board, and amendments thereto as approved by the Ontario Energy Board, which may be applicable to the administration of this schedule.

No rates and charges for the distribution of electricity and charges to meet the costs of any work or service done or furnished for the purpose of the distribution of electricity shall be made except as permitted by this schedule, unless required by the Distributor's Licence or a Code or Order of the Ontario Energy Board, and amendments thereto as approved by the Ontario Energy Board, or as specified herein.

Unless specifically noted, this schedule does not contain any charges for the electricity commodity, be it under the Regulated Price Plan, a contract with a retailer or the wholesale market price, as applicable. In addition, the charges in the MONTHLY RATES AND CHARGES - Regulatory Component of this schedule do not apply to a customer that is an embedded wholesale market participant.

If included in the following listing of monthly rates and charges, the rate rider for the disposition of WMS - Sub-account CBR Class B is not applicable to wholesale market participants (WMP), customers that transitioned between Class A and Class B during the variance account accumulation period, or to customers that were in Class A for the entire period. Customers who transitioned are to be charged or refunded their share of the variance disposed through customer specific billing adjustments. This rate rider is to be consistently applied for the entire period to the sunset date of the rate rider. In addition, this rate rider is applicable to all new Class B customers.

If included in the following listing of monthly rates and charges, the rate rider for the disposition of Global Adjustment is only applicable to non-RPP Class B customers. It is not applicable to WMP, customers that transitioned between Class A and Class B during the variance account accumulation period, or to customers that were in Class A for the entire period. Customers who transitioned are to be charged or refunded their share of the variance disposed through customer specific billing adjustments. This rate rider is to be consistently applied for the entire period to the sunset date of the rate rider. In addition, this rate rider is applicable to all new non-RPP Class B customers.

It should be noted that this schedule does not list any charges, assessments or credits that are required by law to be invoiced by a distributor and that are not subject to Ontario Energy Board approval, such as the Global Adjustment and the HST.

MONTHLY RATES AND CHARGES - Delivery Component

Service Charge	\$	7,359.96
Distribution Volumetric Rate	\$/kW	4.6381
Low Voltage Service Rate	\$/kW	0.1424
Rate Rider for Disposition of Deferral/Variance Accounts (2023) - effective until December 31, 2023	\$/kW	0.8143
Retail Transmission Rate - Network Service Rate - Interval Metered	\$/kW	4.4468

Waterloo North Hydro Inc.
TARIFF OF RATES AND CHARGES
Effective and Implementation Date January 1, 2023
This schedule supersedes and replaces all previously
approved schedules of Rates, Charges and Loss Factors

EB-2002-0067

Retail Transmission Rate - Line and Transformation Connection Service Rate - Interval Metered
(see Gross Load Billing Note)

	\$/kW	1.0838
--	-------	--------

MONTHLY RATES AND CHARGES - Regulatory Component

Wholesale Market Service Rate (WMS) - not including CBR	\$/kWh	0.0030
Capacity Based Recovery (CBR) - Applicable for Class B Customers	\$/kWh	0.0004
Rural or Remote Electricity Rate Protection Charge (RRRP)	\$/kWh	0.0005
Standard Supply Service - Administrative Charge (if applicable)	\$	0.25

GROSS LOAD BILLING NOTE

The Billing Demand for Line and Transformation Connection Services is defined as the Non-Coincident Peak demand (MW) in any hour of the month. The customer demand in any hour is the sum of (a) the loss adjusted demand supplied from the distribution system plus (b) the demand that is supplied by embedded generation installed after October 30, 1998, which have installed capacity of 2 MW or more for renewable generation and 1 MW or higher for non-renewable generation. The term renewable generation refers to a facility that generates electricity from the following sources: wind, solar, Biomass, Bio-oil, Bio-gas, landfill gas, or water. The demand supplied by embedded generation will not be adjusted for loss.

Waterloo North Hydro Inc.

TARIFF OF RATES AND CHARGES

Effective and Implementation Date January 1, 2023

This schedule supersedes and replaces all previously
approved schedules of Rates, Charges and Loss Factors

EB-2002-0067

UNMETERED SCATTERED LOAD SERVICE CLASSIFICATION

This classification applies to an account taking electricity at 750 volts or less whose average monthly maximum demand is less than, or is forecast to be less than, 50 kW and the consumption is unmetered. Such connections include cable TV power packs, bus shelters, telephone booths, traffic lights, railway crossings, etc. The level of the consumption will be agreed to by the distributor and the customer, based on detailed manufacturer information/ documentation with regard to electrical consumption of the unmetered load or periodic monitoring of actual consumption. Class B consumers are defined in accordance with O. Reg. 429/04. Further servicing details are available in the distributor's Conditions of Service.

APPLICATION

The application of these rates and charges shall be in accordance with the Licence of the Distributor and any Code or Order of the Ontario Energy Board, and amendments thereto as approved by the Ontario Energy Board, which may be applicable to the administration of this schedule.

No rates and charges for the distribution of electricity and charges to meet the costs of any work or service done or furnished for the purpose of the distribution of electricity shall be made except as permitted by this schedule, unless required by the Distributor's Licence or a Code or Order of the Ontario Energy Board, and amendments thereto as approved by the Ontario Energy Board, or as specified herein.

Unless specifically noted, this schedule does not contain any charges for the electricity commodity, be it under the Regulated Price Plan, a contract with a retailer or the wholesale market price, as applicable. In addition, the charges in the MONTHLY RATES AND CHARGES - Regulatory Component of this schedule do not apply to a customer that is an embedded wholesale market participant.

It should be noted that this schedule does not list any charges, assessments or credits that are required by law to be invoiced by a distributor and that are not subject to Ontario Energy Board approval, such as the Global Adjustment and the HST.

MONTHLY RATES AND CHARGES - Delivery Component

Service Charge (per connection)	\$	11.20
Distribution Volumetric Rate	\$/kWh	0.0171
Low Voltage Service Rate	\$/kWh	0.0003
Rate Rider for Disposition of Capacity Based Recovery Account (2023) - effective until December 31, 2023 Applicable only for Class B Customers	\$/kWh	(0.0003)
Rate Rider for Disposition of Deferral/Variance Accounts (2023) - effective until December 31, 2023	\$/kWh	0.0014
Retail Transmission Rate - Network Service Rate	\$/kWh	0.0092
Retail Transmission Rate - Line and Transformation Connection Service Rate	\$/kWh	0.0022

MONTHLY RATES AND CHARGES - Regulatory Component

Wholesale Market Service Rate (WMS) - not including CBR	\$/kWh	0.0030
Capacity Based Recovery (CBR) - Applicable for Class B Customers	\$/kWh	0.0004
Rural or Remote Electricity Rate Protection Charge (RRRP)	\$/kWh	0.0005
Standard Supply Service - Administrative Charge (if applicable)	\$	0.25

Waterloo North Hydro Inc.
TARIFF OF RATES AND CHARGES
Effective and Implementation Date January 1, 2023
This schedule supersedes and replaces all previously
approved schedules of Rates, Charges and Loss Factors

EB-2002-0067

STREET LIGHTING SERVICE CLASSIFICATION

This classification applies to an account for roadway lighting with a Municipality, Regional Municipality, Ministry of Transportation and private roadway lighting, controlled by photo cells. The consumption for these customers will be based on the calculated connected load times the required lighting times established in the approved Ontario Energy Board street lighting load shape template. Class B consumers are defined in accordance with O. Reg. 429/04. Further servicing details are available in the distributor's Conditions of Service.

APPLICATION

The application of these rates and charges shall be in accordance with the Licence of the Distributor and any Code or Order of the Ontario Energy Board, and amendments thereto as approved by the Ontario Energy Board, which may be applicable to the administration of this schedule.

No rates and charges for the distribution of electricity and charges to meet the costs of any work or service done or furnished for the purpose of the distribution of electricity shall be made except as permitted by this schedule, unless required by the Distributor's Licence or a Code or Order of the Ontario Energy Board, and amendments thereto as approved by the Ontario Energy Board, or as specified herein.

Unless specifically noted, this schedule does not contain any charges for the electricity commodity, be it under the Regulated Price Plan, a contract with a retailer or the wholesale market price, as applicable. In addition, the charges in the MONTHLY RATES AND CHARGES - Regulatory Component of this schedule do not apply to a customer that is an embedded wholesale market participant.

It should be noted that this schedule does not list any charges, assessments or credits that are required by law to be invoiced by a distributor and that are not subject to Ontario Energy Board approval, such as the Global Adjustment and the HST.

MONTHLY RATES AND CHARGES - Delivery Component

Service Charge (per device)	\$	0.38
Distribution Volumetric Rate	\$/kW	10.7177
Low Voltage Service Rate	\$/kW	0.0878
Rate Rider for Disposition of Global Adjustment Account (2023) - effective until December 31, 2023 Applicable only for Non-RPP Customers	\$/kWh	(0.0052)
Rate Rider for Disposition of Deferral/Variance Accounts (2023) - effective until December 31, 2023	\$/kW	0.5066
Rate Rider for Disposition of Capacity Based Recovery Account (2023) - effective until December 31, 2023 Applicable only for Class B Customers	\$/kW	(0.0943)
Retail Transmission Rate - Network Service Rate	\$/kW	2.8520
Retail Transmission Rate - Line and Transformation Connection Service Rate	\$/kW	0.6683

MONTHLY RATES AND CHARGES - Regulatory Component

Wholesale Market Service Rate (WMS) - not including CBR	\$/kWh	0.0030
Capacity Based Recovery (CBR) - Applicable for Class B Customers	\$/kWh	0.0004
Rural or Remote Electricity Rate Protection Charge (RRRP)	\$/kWh	0.0005
Standard Supply Service - Administrative Charge (if applicable)	\$	0.25

Waterloo North Hydro Inc.
TARIFF OF RATES AND CHARGES
Effective and Implementation Date January 1, 2023

**This schedule supersedes and replaces all previously
approved schedules of Rates, Charges and Loss Factors**

EB-2002-0067

microFIT SERVICE CLASSIFICATION

This classification applies to an electricity generation facility contracted under the Independent Electricity System Operator's microFIT program and connected to the distributor's distribution system. Further servicing details are available in the distributor's Conditions of Service.

APPLICATION

The application of these rates and charges shall be in accordance with the Licence of the Distributor and any Code or Order of the Ontario Energy Board, and amendments thereto as approved by the Ontario Energy Board, which may be applicable to the administration of this schedule.

No rates and charges for the distribution of electricity and charges to meet the costs of any work or service done or furnished for the purpose of the distribution of electricity shall be made except as permitted by this schedule, unless required by the Distributor's Licence or a Code or Order of the Ontario Energy Board, and amendments thereto as approved by the Ontario Energy Board, or as specified herein.

Unless specifically noted, this schedule does not contain any charges for the electricity commodity, be it under the Regulated Price Plan, a contract with a retailer or the wholesale market price, as applicable.

It should be noted that this schedule does not list any charges, assessments or credits that are required by law to be invoiced by a distributor and that are not subject to Ontario Energy Board approval, such as the Global Adjustment and the HST.

MONTHLY RATES AND CHARGES - Delivery Component

Service Charge	\$	4.55
----------------	----	------

Waterloo North Hydro Inc.

TARIFF OF RATES AND CHARGES

Effective and Implementation Date January 1, 2023

This schedule supersedes and replaces all previously
approved schedules of Rates, Charges and Loss Factors

EB-2002-0067

EMBEDDED DISTRIBUTOR SERVICE CLASSIFICATION

This classification applies to an electricity distributor licensed by the Ontario Energy Board that is provided electricity by means of this distributor's facilities. Class B consumers are defined in accordance with O. Reg. 429/04. Further servicing details are available in the distributor's Conditions of Service.

APPLICATION

The application of these rates and charges shall be in accordance with the Licence of the Distributor and any Code or Order of the Ontario Energy Board, and amendments thereto as approved by the Ontario Energy Board, which may be applicable to the administration of this schedule.

No rates and charges for the distribution of electricity and charges to meet the costs of any work or service done or furnished for the purpose of the distribution of electricity shall be made except as permitted by this schedule, unless required by the Distributor's Licence or a Code or Order of the Ontario Energy Board, and amendments thereto as approved by the Ontario Energy Board, or as specified herein.

Unless specifically noted, this schedule does not contain any charges for the electricity commodity, be it under the Regulated Price Plan, a contract with a retailer or the wholesale market price, as applicable. In addition, the charges in the MONTHLY RATES AND CHARGES - Regulatory Component of this schedule do not apply to a customer that is an embedded wholesale market participant.

It should be noted that this schedule does not list any charges, assessments or credits that are required by law to be invoiced by a distributor and that are not subject to Ontario Energy Board approval, such as the Global Adjustment and the HST.

MONTHLY RATES AND CHARGES - Delivery Component

Distribution Volumetric Rate	\$/kW	0.0228
Rate Rider for Disposition of Global Adjustment Account (2023) - effective until December 31, 2023 Applicable only for Non-RPP Customers	\$/kWh	(0.0052)
Rate Rider for Disposition of Deferral/Variance Accounts (2023) - effective until December 31, 2023	\$/kW	0.6220
Rate Rider for Disposition of Capacity Based Recovery Account (2023) - effective until December 31, 2023 Applicable only for Class B Customers	\$/kW	(0.1157)

MONTHLY RATES AND CHARGES - Regulatory Component

Wholesale Market Service Rate (WMS) - not including CBR	\$/kWh	0.0030
Capacity Based Recovery (CBR) - Applicable for Class B Customers	\$/kWh	0.0004
Rural or Remote Electricity Rate Protection Charge (RRRP)	\$/kWh	0.0005
Standard Supply Service - Administrative Charge (if applicable)	\$	0.25

ALLOWANCES

Transformer Allowance for Ownership - per kW of billing demand/month	\$/kW	(0.60)
Primary Metering Allowance for Transformer Losses - applied to measured demand & energy	%	(1.00)

SPECIFIC SERVICE CHARGES

APPLICATION

Waterloo North Hydro Inc.
TARIFF OF RATES AND CHARGES
Effective and Implementation Date January 1, 2023
This schedule supersedes and replaces all previously
approved schedules of Rates, Charges and Loss Factors

EB-2002-0067

The application of these rates and charges shall be in accordance with the Licence of the Distributor and any Code or Order of the Ontario Energy Board, and amendments thereto as approved by the Ontario Energy Board, which may be applicable to the administration of this schedule.

No charges to meet the costs of any work or service done or furnished for the purpose of the distribution of electricity shall be made except as permitted by this schedule, unless required by the Distributor's Licence or a Code or Order of the Ontario Energy Board, and amendments thereto as approved by the Ontario Energy Board, or as specified herein.

It should be noted that this schedule does not list any charges, assessments or credits that are required by law to be invoiced by a distributor and that are not subject to Ontario Energy Board approval, such as the Global Adjustment and the HST.

Customer Administration

Easement letter	\$	15.00
Returned cheque (plus bank charges)	\$	15.00
Duplicate invoices for previous billing	\$	15.00
Income tax letter	\$	15.00
Account set up charge / change of occupancy charge (plus credit agency costs if applicable)	\$	30.00
Meter dispute charge plus Measurement Canada fees (if meter found correct)	\$	30.00

Non-Payment of Account

Late payment - per month (effective annual rate 19.56% per annum or 0.04896% compounded daily rate)	%	1.50
Reconnection at meter - during regular hours	\$	65.00
Reconnection at meter - after regular hours	\$	185.00

Other

Specific charge for access to the power poles - \$/pole/year (with the exception of wireless attachments) - Approved on an Interim Basis	\$	35.52
Owner Requested Disconnection/Reconnection at Meter – During Regular Hours	\$	130.00
Owner Requested Disconnection/Reconnection at Meter – After Regular Hours	\$	335.00
Owner Requested Disconnection/Reconnection at Pole/Transformer – During Regular Hours	\$	310.00
Owner Requested Disconnection/Reconnection at Pole/Transformer – After Regular Hours	\$	685.00

RETAIL SERVICE CHARGES (if applicable)**APPLICATION**

The application of these rates and charges shall be in accordance with the Licence of the Distributor and any Code or Order of the Ontario Energy Board, and amendments thereto as approved by the Ontario Energy Board, which may be applicable to the administration of this schedule.

Waterloo North Hydro Inc.

TARIFF OF RATES AND CHARGES

Effective and Implementation Date January 1, 2023

This schedule supersedes and replaces all previously approved schedules of Rates, Charges and Loss Factors

EB-2002-0067

No rates and charges for the distribution of electricity and charges to meet the costs of any work or service done or furnished for the purpose of the distribution of electricity shall be made except as permitted by this schedule, unless required by the Distributor's Licence or a Code or Order of the Ontario Energy Board, and amendments thereto as approved by the Ontario Energy Board, or as specified herein.

Unless specifically noted, this schedule does not contain any charges for the electricity commodity, be it under the Regulated Price Plan, a contract with a retailer or the wholesale market price, as applicable.

It should be noted that this schedule does not list any charges, assessments or credits that are required by law to be invoiced by a distributor and that are not subject to Ontario Energy Board approval, such as the Global Adjustment and the HST.

Retail Service Charges refer to services provided by a distributor to retailers or customers related to the supply of competitive electricity

One-time charge, per retailer, to establish the service agreement between the distributor and the retailer	\$	110.05
Monthly Fixed Charge, per retailer	\$	44.03
Monthly Variable Charge, per customer, per retailer	\$/cust.	1.09
Distributor-consolidated billing monthly charge, per customer, per retailer	\$/cust.	0.65
Retailer-consolidated billing monthly credit, per customer, per retailer	\$/cust.	(0.65)
Service Transaction Requests (STR)		
Request fee, per request, applied to the requesting party	\$	0.55
Processing fee, per request, applied to the requesting party	\$	1.09
Request for customer information as outlined in Section 10.6.3 and Chapter 11 of the Retail Settlement Code directly to retailers and customers, if not delivered electronically through the Electronic Business Transaction (EBT) system, applied to the requesting party		
Up to twice a year	\$	no charge
More than twice a year, per request (plus incremental delivery costs)	\$	4.40
Notice of switch letter charge, per letter (unless the distributor has opted out of applying the charge as per the Ontario Energy Board's Decision and Order EB-2015-0304, issued on February 14, 2019)	\$	2.20

LOSS FACTORS

If the distributor is not capable of prorating changed loss factors jointly with distribution rates, the revised loss factors will be implemented upon the first subsequent billing for each billing cycle.

Total Loss Factor - Secondary Metered Customer < 5,000 kW	1.0353
Total Loss Factor - Secondary Metered Customer > 5,000 kW	1.0136
Total Loss Factor - Primary Metered Customer < 5,000 kW	1.025
Total Loss Factor - Primary Metered Customer > 5,000 kW	1.0036

Customer Class:	RESIDENTIAL SERVICE CLASSIFICATION	
RPP / Non-RPP:	RPP	
Consumption	750	kWh
Demand	-	kW
Current Loss Factor	1.0353	
Proposed/Approved Loss Factor	1.0353	

	Current OEB-Approved			Proposed			Impact	
	Rate (\$)	Volume	Charge (\$)	Rate (\$)	Volume	Charge (\$)	\$ Change	% Change
Monthly Service Charge	\$ 33.71	1	\$ 33.71	\$ 34.72	1	\$ 34.72	\$ 1.01	3.00%
Distribution Volumetric Rate	\$ -	750	\$ -	\$ -	750	\$ -	\$ -	
Fixed Rate Riders	\$ -	1	\$ -	\$ -	1	\$ -	\$ -	
Volumetric Rate Riders	\$ -	750	\$ -	\$ -	750	\$ -	\$ -	
Sub-Total A (excluding pass through)			\$ 33.71			\$ 34.72	\$ 1.01	3.00%
Line Losses on Cost of Power	\$ 0.1034	26	\$ 2.74	\$ 0.1034	26	\$ 2.74	\$ -	0.00%
Total Deferral/Variance Account Rate Riders	\$ 0.0005	750	\$ (0.38)	\$ 0.0014	750	\$ 1.05	\$ 1.43	-380.00%
CBR Class B Rate Riders	\$ -	750	\$ -	\$ 0.0003	750	\$ (0.23)	\$ (0.23)	
GA Rate Riders	\$ -	750	\$ -	\$ -	750	\$ -	\$ -	
Low Voltage Service Charge	\$ 0.0003	750	\$ 0.23	\$ 0.0003	750	\$ 0.23	\$ -	0.00%
Smart Meter Entity Charge (if applicable)	\$ 0.43	1	\$ 0.43	\$ 0.43	1	\$ 0.43	\$ -	0.00%
Additional Fixed Rate Riders	\$ -	1	\$ -	\$ -	1	\$ -	\$ -	
Additional Volumetric Rate Riders	\$ -	750	\$ -	\$ -	750	\$ -	\$ -	
Sub-Total B - Distribution (includes Sub-Total A)			\$ 36.73			\$ 38.94	\$ 2.21	6.02%
RTSR - Network	\$ 0.0090	776	\$ 6.99	\$ 0.0099	776	\$ 7.69	\$ 0.70	10.00%
RTSR - Connection and/or Line and Transformation Connection	\$ 0.0023	776	\$ 1.79	\$ 0.0024	776	\$ 1.86	\$ 0.08	4.35%
Sub-Total C - Delivery (including Sub-Total B)			\$ 45.50			\$ 48.49	\$ 2.99	6.56%
Wholesale Market Service Charge (WMSC)	\$ 0.0034	776	\$ 2.64	\$ 0.0034	776	\$ 2.64	\$ -	0.00%
Rural and Remote Rate Protection (RRRP)	\$ 0.0005	776	\$ 0.39	\$ 0.0005	776	\$ 0.39	\$ -	0.00%
Standard Supply Service Charge	\$ 0.25	1	\$ 0.25	\$ 0.25	1	\$ 0.25	\$ -	0.00%
TOU - Off Peak	\$ 0.0820	480	\$ 39.36	\$ 0.0820	480	\$ 39.36	\$ -	0.00%
TOU - Mid Peak	\$ 0.1130	135	\$ 15.26	\$ 0.1130	135	\$ 15.26	\$ -	0.00%
TOU - On Peak	\$ 0.1700	135	\$ 22.95	\$ 0.1700	135	\$ 22.95	\$ -	0.00%
Total Bill on TOU (before Taxes)			\$ 126.35			\$ 129.33	\$ 2.99	2.36%
HST	13%		\$ 16.42	13%		\$ 16.81	\$ 0.39	2.36%
Ontario Electricity Rebate	17.0%		\$ (21.48)	17.0%		\$ (21.99)	\$ (0.51)	
Total Bill on TOU			\$ 121.29			\$ 124.16	\$ 2.87	2.36%

In the manager's summary, discuss the reasons for the change.

In the manager's summary, discuss the reasons for the change.

Customer Class:	GENERAL SERVICE LESS THAN 50 KW SERVICE CLASSIFICATION	
RPP / Non-RPP:	RPP	
Consumption	2,000	kWh
Demand	-	kW
Current Loss Factor	1.0353	
Proposed/Approved Loss Factor	1.0353	

	Current OEB-Approved			Proposed			Impact	
	Rate (\$)	Volume	Charge (\$)	Rate (\$)	Volume	Charge (\$)	\$ Change	% Change
Monthly Service Charge	\$ 33.71	1	\$ 33.71	\$ 33.71	1	\$ 33.71	\$ -	0.00%
Distribution Volumetric Rate	\$ 0.0183	2000	\$ 36.60	\$ 0.0192	2000	\$ 38.40	\$ 1.80	4.92%
Fixed Rate Riders	\$ -	1	\$ -	\$ -	1	\$ -	\$ -	-
Volumetric Rate Riders	\$ 0.0004	2000	\$ 0.80	\$ -	2000	\$ -	\$ (0.80)	-100.00%
Sub-Total A (excluding pass through)			\$ 71.11			\$ 72.11	\$ 1.00	1.41%
Line Losses on Cost of Power	\$ 0.1034	71	\$ 7.30	\$ 0.1034	71	\$ 7.30	\$ -	0.00%
Total Deferral/Variance Account Rate Riders	\$ 0.0005	2,000	\$ (1.00)	\$ 0.0014	2,000	\$ 2.80	\$ 3.80	-380.00%
CBR Class B Rate Riders	\$ -	2,000	\$ -	\$ 0.0003	2,000	\$ (0.60)	\$ (0.60)	-
GA Rate Riders	\$ -	2,000	\$ -	\$ -	2,000	\$ -	\$ -	-
Low Voltage Service Charge	\$ 0.0003	2,000	\$ 0.60	\$ 0.0003	2,000	\$ 0.60	\$ -	0.00%
Smart Meter Entity Charge (if applicable)	\$ 0.43	1	\$ 0.43	\$ 0.43	1	\$ 0.43	\$ -	0.00%
Additional Fixed Rate Riders	\$ -	1	\$ -	\$ -	1	\$ -	\$ -	-
Additional Volumetric Rate Riders	\$ -	2,000	\$ -	\$ -	2,000	\$ -	\$ -	-
Sub-Total B - Distribution (includes Sub-Total A)			\$ 78.44			\$ 82.64	\$ 4.20	5.35%
RTSR - Network	\$ 0.0084	2,071	\$ 17.39	\$ 0.0092	2,071	\$ 19.05	\$ 1.66	9.52%
RTSR - Connection and/or Line and Transformation Connection	\$ 0.0021	2,071	\$ 4.35	\$ 0.0022	2,071	\$ 4.56	\$ 0.21	4.76%
Sub-Total C - Delivery (including Sub-Total B)			\$ 100.18			\$ 106.25	\$ 6.06	6.05%
Wholesale Market Service Charge (WMSC)	\$ 0.0034	2,071	\$ 7.04	\$ 0.0034	2,071	\$ 7.04	\$ -	0.00%
Rural and Remote Rate Protection (RRRP)	\$ 0.0005	2,071	\$ 1.04	\$ 0.0005	2,071	\$ 1.04	\$ -	0.00%
Standard Supply Service Charge	\$ 0.25	1	\$ 0.25	\$ 0.25	1	\$ 0.25	\$ -	0.00%
TOU - Off Peak	\$ 0.0820	1,280	\$ 104.96	\$ 0.0820	1,280	\$ 104.96	\$ -	0.00%
TOU - Mid Peak	\$ 0.1130	360	\$ 40.68	\$ 0.1130	360	\$ 40.68	\$ -	0.00%
TOU - On Peak	\$ 0.1700	360	\$ 61.20	\$ 0.1700	360	\$ 61.20	\$ -	0.00%
Total Bill on TOU (before Taxes)			\$ 315.35			\$ 321.41	\$ 6.06	1.92%
HST	13%		\$ 41.00	13%		\$ 41.78	\$ 0.79	1.92%
Ontario Electricity Rebate	17.0%		\$ (53.61)	17.0%		\$ (54.64)	\$ (1.03)	-
Total Bill on TOU			\$ 302.73			\$ 308.56	\$ 5.82	1.92%

In the manager's summary, discuss the reasons for the change.

In the manager's summary, discuss the reasons for the change.

Customer Class:	GENERAL SERVICE 50 to 4,999 kW SERVICE CLASSIFICATION	
RPP / Non-RPP:	Non-RPP (Other)	
Consumption	100,000	kWh
Demand	250	kW
Current Loss Factor	1.0353	
Proposed/Approved Loss Factor	1.0353	

	Current OEB-Approved			Proposed			Impact	
	Rate (\$)	Volume	Charge (\$)	Rate (\$)	Volume	Charge (\$)	\$ Change	% Change
Monthly Service Charge	\$ 125.96	1	\$ 125.96	\$ 125.96	1	\$ 125.96	\$ -	0.00%
Distribution Volumetric Rate	\$ 5.6486	250	\$ 1,412.15	\$ 5.8377	250	\$ 1,459.43	\$ 47.27	3.35%
Fixed Rate Riders	\$ -	1	\$ -	\$ -	1	\$ -	\$ -	-
Volumetric Rate Riders	\$ 0.3945	250	\$ 98.63	\$ -	250	\$ -	\$ (98.63)	-100.00%
Sub-Total A (excluding pass through)			\$ 1,636.74			\$ 1,585.39	\$ (51.35)	-3.14%
Line Losses on Cost of Power	\$ -	-	\$ -	\$ -	-	\$ -	\$ -	-
Total Deferral/Variance Account Rate Riders	\$ 0.1922	250	\$ (48.05)	\$ 0.5475	250	\$ 136.88	\$ 184.93	-384.86%
CBR Class B Rate Riders	\$ -	250	\$ -	\$ 0.0965	250	\$ (24.13)	\$ (24.13)	-
GA Rate Riders	\$ -	100,000	\$ -	\$ 0.0027	100,000	\$ (270.00)	\$ (270.00)	-
Low Voltage Service Charge	\$ 0.1322	250	\$ 33.05	\$ 0.1322	250	\$ 33.05	\$ -	0.00%
Smart Meter Entity Charge (if applicable)	\$ -	1	\$ -	\$ -	1	\$ -	\$ -	-
Additional Fixed Rate Riders	\$ -	1	\$ -	\$ -	1	\$ -	\$ -	-
Additional Volumetric Rate Riders	\$ -	250	\$ -	\$ -	250	\$ -	\$ -	-
Sub-Total B - Distribution (includes Sub-Total A)			\$ 1,621.74			\$ 1,461.19	\$ (160.55)	-9.90%
RTSR - Network	\$ 7.2961	250	\$ 1,824.03	\$ 8.0274	250	\$ 2,006.85	\$ 182.83	10.02%
RTSR - Connection and/or Line and Transformation Connection	\$ 2.0349	250	\$ 508.73	\$ 2.1589	250	\$ 539.73	\$ 31.00	6.09%
Sub-Total C - Delivery (including Sub-Total B)			\$ 3,954.49			\$ 4,007.76	\$ 53.27	1.35%
Wholesale Market Service Charge (WMSC)	\$ 0.0034	103,530	\$ 352.00	\$ 0.0034	103,530	\$ 352.00	\$ -	0.00%
Rural and Remote Rate Protection (RRRP)	\$ 0.0005	103,530	\$ 51.77	\$ 0.0005	103,530	\$ 51.77	\$ -	0.00%
Standard Supply Service Charge	\$ 0.25	1	\$ 0.25	\$ 0.25	1	\$ 0.25	\$ -	0.00%
Average IESO Wholesale Market Price	\$ 0.0967	103,530	\$ 10,011.35	\$ 0.0967	103,530	\$ 10,011.35	\$ -	0.00%
Total Bill on Average IESO Wholesale Market Price			\$ 14,369.85			\$ 14,423.13	\$ 53.27	0.37%
HST		13%	\$ 1,868.08		13%	\$ 1,875.01	\$ 6.93	0.37%
Ontario Electricity Rebate		17.0%	\$ -		17.0%	\$ -	\$ -	-
Total Bill on Average IESO Wholesale Market Price			\$ 16,237.93			\$ 16,298.13	\$ 60.20	0.37%

In the manager's summary, discuss the reasons for the changes in the distribution and delivery sub-totals.

Customer Class:	LARGE USE SERVICE CLASSIFICATION	
RPP / Non-RPP:	Non-RPP (Other)	
Consumption	8,000,000	kWh
Demand	14,500	kW
Current Loss Factor	1.0353	
Proposed/Approved Loss Factor	1.0353	

	Current OEB-Approved			Proposed			Impact	
	Rate (\$)	Volume	Charge (\$)	Rate (\$)	Volume	Charge (\$)	\$ Change	% Change
Monthly Service Charge	\$ 7,359.96	1	\$ 7,359.96	\$ 7,359.96	1	\$ 7,359.96	\$ -	0.00%
Distribution Volumetric Rate	\$ 4.4882	14500	\$ 65,078.90	\$ 4.6381	14500	\$ 67,252.45	\$ 2,173.55	3.34%
Fixed Rate Riders	\$ -	1	\$ -	\$ -	1	\$ -	\$ -	-
Volumetric Rate Riders	-\$ 0.1362	14500	\$ (1,974.90)	\$ -	14500	\$ -	\$ 1,974.90	-100.00%
Sub-Total A (excluding pass through)			\$ 70,463.96			\$ 74,612.41	\$ 4,148.45	5.89%
Line Losses on Cost of Power	\$ -	-	\$ -	\$ -	-	\$ -	\$ -	-
Total Deferral/Variance Account Rate Riders	-\$ 0.2906	14,500	\$ (4,213.70)	\$ 0.8205	14,500	\$ 11,897.25	\$ 16,110.95	-382.35%
CBR Class B Rate Riders	\$ -	14,500	\$ -	\$ -	14,500	\$ -	\$ -	-
GA Rate Riders	\$ -	8,000,000	\$ -	\$ -	8,000,000	\$ -	\$ -	-
Low Voltage Service Charge	\$ 0.1424	14,500	\$ 2,064.80	\$ 0.1424	14,500	\$ 2,064.80	\$ -	0.00%
Smart Meter Entity Charge (if applicable)	\$ -	1	\$ -	\$ -	1	\$ -	\$ -	-
Additional Fixed Rate Riders	\$ -	1	\$ -	\$ -	1	\$ -	\$ -	-
Additional Volumetric Rate Riders	\$ -	14,500	\$ -	\$ -	14,500	\$ -	\$ -	-
Sub-Total B - Distribution (includes Sub-Total A)			\$ 68,315.06			\$ 88,574.46	\$ 20,259.40	29.66%
RTSR - Network	\$ 4.0417	14,500	\$ 58,604.65	\$ 4.4468	14,500	\$ 64,478.60	\$ 5,873.95	10.02%
RTSR - Connection and/or Line and Transformation Connection	\$ 1.0215	14,500	\$ 14,811.75	\$ 1.0838	14,500	\$ 15,715.10	\$ 903.35	6.10%
Sub-Total C - Delivery (including Sub-Total B)			\$ 141,731.46			\$ 168,768.16	\$ 27,036.70	19.08%
Wholesale Market Service Charge (WMSC)	\$ 0.0034	8,282,400	\$ 28,160.16	\$ 0.0034	8,282,400	\$ 28,160.16	\$ -	0.00%
Rural and Remote Rate Protection (RRRP)	\$ 0.0005	8,282,400	\$ 4,141.20	\$ 0.0005	8,282,400	\$ 4,141.20	\$ -	0.00%
Standard Supply Service Charge	\$ 0.25	1	\$ 0.25	\$ 0.25	1	\$ 0.25	\$ -	0.00%
Average IESO Wholesale Market Price	\$ 0.0967	8,282,400	\$ 800,908.08	\$ 0.0967	8,282,400	\$ 800,908.08	\$ -	0.00%
Total Bill on Average IESO Wholesale Market Price			\$ 974,941.15			\$ 1,001,977.85	\$ 27,036.70	2.77%
HST	13%		\$ 126,742.35	13%		\$ 130,257.12	\$ 3,514.77	2.77%
Ontario Electricity Rebate	17.0%		\$ -	17.0%		\$ -	\$ -	-
Total Bill on Average IESO Wholesale Market Price			\$ 1,101,683.50			\$ 1,132,234.97	\$ 30,551.47	2.77%

In the manager's summary, discuss the reasons for the change.

In the manager's summary, discuss the reasons for the change.

Customer Class:	UNMETERED SCATTERED LOAD SERVICE CLASSIFICATION	
RPP / Non-RPP:	RPP	
Consumption	150	kWh
Demand	-	kW
Current Loss Factor	1.0353	
Proposed/Approved Loss Factor	1.0353	

	Current OEB-Approved			Proposed			Impact	
	Rate (\$)	Volume	Charge (\$)	Rate (\$)	Volume	Charge (\$)	\$ Change	% Change
Monthly Service Charge	\$ 11.20	1	\$ 11.20	\$ 11.20	1	\$ 11.20	\$ -	0.00%
Distribution Volumetric Rate	\$ 0.0159	150	\$ 2.39	\$ 0.0171	150	\$ 2.57	\$ 0.18	7.55%
Fixed Rate Riders	\$ -	1	\$ -	\$ -	1	\$ -	\$ -	-
Volumetric Rate Riders	\$ -	150	\$ -	\$ -	150	\$ -	\$ -	-
Sub-Total A (excluding pass through)			\$ 13.59			\$ 13.77	\$ 0.18	1.32%
Line Losses on Cost of Power	\$ 0.1034	5	\$ 0.55	\$ 0.1034	5	\$ 0.55	\$ -	0.00%
Total Deferral/Variance Account Rate Riders	\$ 0.0005	150	\$ (0.08)	\$ 0.0014	150	\$ 0.21	\$ 0.29	-380.00%
CBR Class B Rate Riders	\$ -	150	\$ -	\$ 0.0003	150	\$ (0.05)	\$ (0.05)	-
GA Rate Riders	\$ -	150	\$ -	\$ -	150	\$ -	\$ -	-
Low Voltage Service Charge	\$ 0.0003	150	\$ 0.05	\$ 0.0003	150	\$ 0.05	\$ -	0.00%
Smart Meter Entity Charge (if applicable)	\$ -	1	\$ -	\$ -	1	\$ -	\$ -	-
Additional Fixed Rate Riders	\$ -	1	\$ -	\$ -	1	\$ -	\$ -	-
Additional Volumetric Rate Riders	\$ -	150	\$ -	\$ -	150	\$ -	\$ -	-
Sub-Total B - Distribution (includes Sub-Total A)			\$ 14.10			\$ 14.52	\$ 0.42	2.98%
RTSR - Network	\$ 0.0084	155	\$ 1.30	\$ 0.0092	155	\$ 1.43	\$ 0.12	9.52%
RTSR - Connection and/or Line and Transformation Connection	\$ 0.0021	155	\$ 0.33	\$ 0.0022	155	\$ 0.34	\$ 0.02	4.76%
Sub-Total C - Delivery (including Sub-Total B)			\$ 15.73			\$ 16.29	\$ 0.56	3.56%
Wholesale Market Service Charge (WMSC)	\$ 0.0034	155	\$ 0.53	\$ 0.0034	155	\$ 0.53	\$ -	0.00%
Rural and Remote Rate Protection (RRRP)	\$ 0.0005	155	\$ 0.08	\$ 0.0005	155	\$ 0.08	\$ -	0.00%
Standard Supply Service Charge	\$ 0.25	1	\$ 0.25	\$ 0.25	1	\$ 0.25	\$ -	0.00%
TOU - Off Peak	\$ 0.0820	96	\$ 7.87	\$ 0.0820	96	\$ 7.87	\$ -	0.00%
TOU - Mid Peak	\$ 0.1130	27	\$ 3.05	\$ 0.1130	27	\$ 3.05	\$ -	0.00%
TOU - On Peak	\$ 0.1700	27	\$ 4.59	\$ 0.1700	27	\$ 4.59	\$ -	0.00%
Total Bill on TOU (before Taxes)			\$ 32.10			\$ 32.66	\$ 0.56	1.74%
HST	13%		\$ 4.17	13%		\$ 4.25	\$ 0.07	1.74%
Ontario Electricity Rebate	17.0%		\$ (5.46)	17.0%		\$ (5.55)	\$ (0.10)	-
Total Bill on TOU			\$ 30.82			\$ 31.36	\$ 0.54	1.74%

In the manager's summary, discuss the reasons for the change.

In the manager's summary, discuss the reasons for the change.

Customer Class:	STREET LIGHTING SERVICE CLASSIFICATION	
RPP / Non-RPP:	Non-RPP (Other)	
Consumption:	60,000	kWh
Demand:	165	kW
Current Loss Factor:	1.0353	
Proposed/Approved Loss Factor:	1.0353	

	Current OEB-Approved			Proposed			Impact	
	Rate (\$)	Volume	Charge (\$)	Rate (\$)	Volume	Charge (\$)	\$ Change	% Change
Monthly Service Charge	\$ 0.37	1	\$ 0.37	\$ 0.38	1	\$ 0.38	\$ 0.01	2.70%
Distribution Volumetric Rate	\$ 10.4055	165	\$ 1,716.91	\$ 10.7177	165	\$ 1,768.42	\$ 51.51	3.00%
Fixed Rate Riders	\$ -	1	\$ -	\$ -	1	\$ -	\$ -	-
Volumetric Rate Riders	\$ -	165	\$ -	\$ -	165	\$ -	\$ -	-
Sub-Total A (excluding pass through)			\$ 1,717.28			\$ 1,768.80	\$ 51.52	3.00%
Line Losses on Cost of Power	\$ -	-	\$ -	\$ -	-	\$ -	\$ -	-
Total Deferral/Variance Account Rate Riders	\$ 0.1764	165	\$ (29.11)	\$ 0.5105	165	\$ 84.23	\$ 113.34	-389.40%
CBR Class B Rate Riders	\$ -	165	\$ -	\$ 0.0943	165	\$ (15.56)	\$ (15.56)	-
GA Rate Riders	\$ -	60,000	\$ -	\$ 0.0027	60,000	\$ (162.00)	\$ (162.00)	-
Low Voltage Service Charge	\$ 0.0878	165	\$ 14.49	\$ 0.0878	165	\$ 14.49	\$ -	0.00%
Smart Meter Entity Charge (if applicable)	\$ -	1	\$ -	\$ -	1	\$ -	\$ -	-
Additional Fixed Rate Riders	\$ -	1	\$ -	\$ -	1	\$ -	\$ -	-
Additional Volumetric Rate Riders	\$ -	165	\$ -	\$ -	165	\$ -	\$ -	-
Sub-Total B - Distribution (includes Sub-Total A)			\$ 1,702.66			\$ 1,689.96	\$ (12.70)	-0.75%
RTSR - Network	\$ 2.5922	165	\$ 427.71	\$ 2.8520	165	\$ 470.58	\$ 42.87	10.02%
RTSR - Connection and/or Line and Transformation Connection	\$ 0.6299	165	\$ 103.93	\$ 0.6683	165	\$ 110.27	\$ 6.34	6.10%
Sub-Total C - Delivery (including Sub-Total B)			\$ 2,234.31			\$ 2,270.81	\$ 36.51	1.63%
Wholesale Market Service Charge (WMSC)	\$ 0.0034	62,118	\$ 211.20	\$ 0.0034	62,118	\$ 211.20	\$ -	0.00%
Rural and Remote Rate Protection (RRRP)	\$ 0.0005	62,118	\$ 31.06	\$ 0.0005	62,118	\$ 31.06	\$ -	0.00%
Standard Supply Service Charge	\$ 0.25	1	\$ 0.25	\$ 0.25	1	\$ 0.25	\$ -	0.00%
Average IESO Wholesale Market Price	\$ 0.0967	62,118	\$ 6,006.81	\$ 0.0967	62,118	\$ 6,006.81	\$ -	0.00%
Total Bill on Average IESO Wholesale Market Price			\$ 8,483.63			\$ 8,520.13	\$ 36.51	0.43%
HST			\$ 1,102.87	13%		\$ 1,107.62	\$ 4.75	0.43%
Ontario Electricity Rebate			\$ -	17.0%		\$ -	\$ -	-
Total Bill on Average IESO Wholesale Market Price			\$ 9,586.50			\$ 9,627.75	\$ 41.25	0.43%

In the manager's summary, discuss the reasons for the changes in the distribution and delivery sub-totals.

Customer Class:	EMBEDDED DISTRIBUTOR SERVICE CLASSIFICATION	
RPP / Non-RPP:	Non-RPP (Other)	
Consumption:	2,615,000	kWh
Demand:	6,000	kW
Current Loss Factor:	1.0353	
Proposed/Approved Loss Factor:	1.0353	

	Current OEB-Approved			Proposed			Impact	
	Rate (\$)	Volume	Charge (\$)	Rate (\$)	Volume	Charge (\$)	\$ Change	% Change
Monthly Service Charge	\$ -	1	\$ -	\$ -	1	\$ -	\$ -	
Distribution Volumetric Rate	\$ 0.0221	6000	\$ 132.60	\$ 0.0228	6000	\$ 136.80	\$ 4.20	3.17%
Fixed Rate Riders	\$ -	1	\$ -	\$ -	1	\$ -	\$ -	
Volumetric Rate Riders	\$ -	6000	\$ -	\$ -	6000	\$ -	\$ -	
Sub-Total A (excluding pass through)			\$ 132.60			\$ 136.80	\$ 4.20	3.17%
Line Losses on Cost of Power	\$ -	-	\$ -	\$ -	-	\$ -	\$ -	
Total Deferral/Variance Account Rate Riders	\$ 0.2127	6,000	\$ (1,276.20)	\$ 0.6267	6,000	\$ 3,760.20	\$ 5,036.40	-394.64%
CBR Class B Rate Riders	\$ -	6,000	\$ -	\$ 0.1157	6,000	\$ (694.20)	\$ (694.20)	
GA Rate Riders	\$ -	2,615,000	\$ -	\$ 0.0027	2,615,000	\$ (7,060.50)	\$ (7,060.50)	
Low Voltage Service Charge	\$ -	6,000	\$ -	\$ -	6,000	\$ -	\$ -	
Smart Meter Entity Charge (if applicable)	\$ -	1	\$ -	\$ -	1	\$ -	\$ -	
Additional Fixed Rate Riders	\$ -	1	\$ -	\$ -	1	\$ -	\$ -	
Additional Volumetric Rate Riders	\$ -	6,000	\$ -	\$ -	6,000	\$ -	\$ -	
Sub-Total B - Distribution (includes Sub-Total A)			\$ (1,143.60)			\$ (3,857.70)	\$ (2,714.10)	237.33%
RTSR - Network	\$ -	6,000	\$ -	\$ -	6,000	\$ -	\$ -	
RTSR - Connection and/or Line and Transformation Connection	\$ -	6,000	\$ -	\$ -	6,000	\$ -	\$ -	
Sub-Total C - Delivery (including Sub-Total B)			\$ (1,143.60)			\$ (3,857.70)	\$ (2,714.10)	237.33%
Wholesale Market Service Charge (WMSC)	\$ 0.0034	2,707,310	\$ 9,204.85	\$ 0.0034	2,707,310	\$ 9,204.85	\$ -	0.00%
Rural and Remote Rate Protection (RRRP)	\$ 0.0005	2,707,310	\$ 1,353.65	\$ 0.0005	2,707,310	\$ 1,353.65	\$ -	0.00%
Standard Supply Service Charge	\$ 0.25	1	\$ 0.25	\$ 0.25	1	\$ 0.25	\$ -	0.00%
Average IESO Wholesale Market Price	\$ 0.0967	2,707,310	\$ 261,796.83	\$ 0.0967	2,707,310	\$ 261,796.83	\$ -	0.00%
Total Bill on Average IESO Wholesale Market Price			\$ 271,211.99			\$ 268,497.89	\$ (2,714.10)	-1.00%
HST			\$ 35,257.56			\$ 34,904.73	\$ (352.83)	-1.00%
Ontario Electricity Rebate			\$ -			\$ -	\$ -	
Total Bill on Average IESO Wholesale Market Price			\$ 306,469.54			\$ 303,402.61	\$ (3,066.93)	-1.00%

Customer Class:	RESIDENTIAL SERVICE CLASSIFICATION	
RPP / Non-RPP:	Non-RPP (Retailer)	
Consumption	750	kWh
Demand	-	kW
Current Loss Factor	1.0353	
Proposed/Approved Loss Factor	1.0353	

	Current OEB-Approved			Proposed			Impact	
	Rate (\$)	Volume	Charge (\$)	Rate (\$)	Volume	Charge (\$)	\$ Change	% Change
Monthly Service Charge	\$ 33.71	1	\$ 33.71	\$ 34.72	1	\$ 34.72	\$ 1.01	3.00%
Distribution Volumetric Rate	\$ -	750	\$ -	\$ -	750	\$ -	\$ -	-
Fixed Rate Riders	\$ -	1	\$ -	\$ -	1	\$ -	\$ -	-
Volumetric Rate Riders	\$ -	750	\$ -	\$ -	750	\$ -	\$ -	-
Sub-Total A (excluding pass through)			\$ 33.71			\$ 34.72	\$ 1.01	3.00%
Line Losses on Cost of Power	\$ 0.0967	26	\$ 2.56	\$ 0.0967	26	\$ 2.56	\$ -	0.00%
Total Deferral/Variance Account Rate Riders	\$ 0.0005	750	\$ (0.38)	\$ 0.0014	750	\$ 1.05	\$ 1.43	-380.00%
CBR Class B Rate Riders	\$ -	750	\$ -	\$ 0.0003	750	\$ (0.23)	\$ (0.23)	-
GA Rate Riders	\$ -	750	\$ -	\$ 0.0027	750	\$ (2.03)	\$ (2.03)	-
Low Voltage Service Charge	\$ 0.0003	750	\$ 0.23	\$ 0.0003	750	\$ 0.23	\$ -	0.00%
Smart Meter Entity Charge (if applicable)	\$ 0.43	1	\$ 0.43	\$ 0.43	1	\$ 0.43	\$ -	0.00%
Additional Fixed Rate Riders	\$ -	1	\$ -	\$ -	1	\$ -	\$ -	-
Additional Volumetric Rate Riders	\$ -	750	\$ -	\$ -	750	\$ -	\$ -	-
Sub-Total B - Distribution (includes Sub-Total A)			\$ 36.55			\$ 36.74	\$ 0.18	0.51%
RTSR - Network	\$ 0.0090	776	\$ 6.99	\$ 0.0099	776	\$ 7.69	\$ 0.70	10.00%
RTSR - Connection and/or Line and Transformation Connection	\$ 0.0023	776	\$ 1.79	\$ 0.0024	776	\$ 1.86	\$ 0.08	4.35%
Sub-Total C - Delivery (including Sub-Total B)			\$ 45.32			\$ 46.29	\$ 0.96	2.12%
Wholesale Market Service Charge (WMSC)	\$ 0.0034	776	\$ 2.64	\$ 0.0034	776	\$ 2.64	\$ -	0.00%
Rural and Remote Rate Protection (RRRP)	\$ 0.0005	776	\$ 0.39	\$ 0.0005	776	\$ 0.39	\$ -	0.00%
Standard Supply Service Charge								
Non-RPP Retailer Avg. Price	\$ 0.0967	750	\$ 72.53	\$ 0.0967	750	\$ 72.53	\$ -	0.00%
Total Bill on Non-RPP Avg. Price			\$ 120.88			\$ 121.84	\$ 0.96	0.80%
HST	13%		\$ 15.71	13%		\$ 15.84	\$ 0.12	0.80%
Ontario Electricity Rebate	17.0%		\$ (20.55)	17.0%		\$ (20.71)		
Total Bill on Non-RPP Avg. Price			\$ 136.59			\$ 137.68	\$ 1.09	0.80%

In the manager's summary, discuss the reasons for the change.

In the manager's summary, discuss the reasons for the change.

Customer Class:	GENERAL SERVICE LESS THAN 50 KW SERVICE CLASSIFICATION	
RPP / Non-RPP:	Non-RPP (Retailer)	
Consumption	2,000	kWh
Demand	-	kW
Current Loss Factor	1.0353	
Proposed/Approved Loss Factor	1.0353	

	Current OEB-Approved			Proposed			Impact	
	Rate (\$)	Volume	Charge (\$)	Rate (\$)	Volume	Charge (\$)	\$ Change	% Change
Monthly Service Charge	\$ 33.71	1	\$ 33.71	\$ 33.71	1	\$ 33.71	\$ -	0.00%
Distribution Volumetric Rate	\$ 0.0183	2000	\$ 36.60	\$ 0.0192	2000	\$ 38.40	\$ 1.80	4.92%
Fixed Rate Riders	\$ -	1	\$ -	\$ -	1	\$ -	\$ -	
Volumetric Rate Riders	\$ 0.0004	2000	\$ 0.80	\$ -	2000	\$ -	\$ (0.80)	-100.00%
Sub-Total A (excluding pass through)			\$ 71.11			\$ 72.11	\$ 1.00	1.41%
Line Losses on Cost of Power	\$ 0.0967	71	\$ 6.83	\$ 0.0967	71	\$ 6.83	\$ -	0.00%
Total Deferral/Variance Account Rate Riders	\$ 0.0005	2,000	\$ (1.00)	\$ 0.0014	2,000	\$ 2.80	\$ 3.80	-380.00%
CBR Class B Rate Riders	\$ -	2,000	\$ -	\$ 0.0003	2,000	\$ (0.60)	\$ (0.60)	
GA Rate Riders	\$ -	2,000	\$ -	\$ 0.0027	2,000	\$ (5.40)	\$ (5.40)	
Low Voltage Service Charge	\$ 0.0003	2,000	\$ 0.60	\$ 0.0003	2,000	\$ 0.60	\$ -	0.00%
Smart Meter Entity Charge (if applicable)	\$ 0.43	1	\$ 0.43	\$ 0.43	1	\$ 0.43	\$ -	0.00%
Additional Fixed Rate Riders	\$ -	1	\$ -	\$ -	1	\$ -	\$ -	
Additional Volumetric Rate Riders	\$ -	2,000	\$ -	\$ -	2,000	\$ -	\$ -	
Sub-Total B - Distribution (includes Sub-Total A)			\$ 77.97			\$ 76.77	\$ (1.20)	-1.54%
RTSR - Network	\$ 0.0084	2,071	\$ 17.39	\$ 0.0092	2,071	\$ 19.05	\$ 1.66	9.52%
RTSR - Connection and/or Line and Transformation Connection	\$ 0.0021	2,071	\$ 4.35	\$ 0.0022	2,071	\$ 4.56	\$ 0.21	4.76%
Sub-Total C - Delivery (including Sub-Total B)			\$ 99.71			\$ 100.37	\$ 0.66	0.67%
Wholesale Market Service Charge (WMSC)	\$ 0.0034	2,071	\$ 7.04	\$ 0.0034	2,071	\$ 7.04	\$ -	0.00%
Rural and Remote Rate Protection (RRRP)	\$ 0.0005	2,071	\$ 1.04	\$ 0.0005	2,071	\$ 1.04	\$ -	0.00%
Standard Supply Service Charge								
Non-RPP Retailer Avg. Price	\$ 0.0967	2,000	\$ 193.40	\$ 0.0967	2,000	\$ 193.40	\$ -	0.00%
Total Bill on Non-RPP Avg. Price			\$ 301.18			\$ 301.85	\$ 0.66	0.22%
HST		13%	\$ 39.15		13%	\$ 39.24	\$ 0.09	0.22%
Ontario Electricity Rebate		17.0%	\$ (51.20)		17.0%	\$ (51.31)	\$ -	
Total Bill on Non-RPP Avg. Price			\$ 340.34			\$ 341.09	\$ 0.75	0.22%

In the manager's summary, discuss the reasons for the change in the distribution sub-total.

In the manager's summary, discuss the reasons for the change in the delivery sub-total.

Attachment B

GA Analysis Workform



GA Analysis Workform for 2023 Rate Applications

Version 1.0

Input cells
 Drop down cells

Utility Name

Note 1

For Account 1589 and Account 1588, determine if a or b below applies and select the appropriate year related to the account balance in the drop-down box to the right.

- a) If the account balances were last approved on a final basis, select the year of the year-end balances that were last approved on a final basis.
- b) If the account balances were last approved on an interim basis, and
 - i) there are no changes to the previously approved interim balances, select the year of the year-end balances that were last approved for disposition on an interim basis. OR
 - ii) there are changes to the previously approved interim balances, select the year of the year-end balances that were last approved for disposition on a final basis. An explanation should be provided to explain the reason for the change in the previously approved interim balances.

Year Selected

2018

(e.g. If the 2020 balances that were reviewed in the 2022 rate application were to be selected, select 2020)

Instructions:

1) Determine which scenario above applies (a, bi or bii). Select the appropriate year to generate the appropriate GA Analysis Workform tabs, and information in the Principal Adjustments tab and Account 1588 tab.
 For example:

- Scenario a - If 2020 balances were last approved on a final basis - Select 2020 and a GA Analysis Workform for 2021 will be generated. The input cells required in the Principal Adjustment and Account 1588 tabs will be generated accordingly as well.
- Scenario bi - If 2020 balances were last approved on an interim basis and there are no changes to 2020 balances - Select 2020 and a GA Analysis Workform for 2021 will be generated. The input cells required in the Principal Adjustment and Account 1588 tabs will be generated accordingly as well.
- Scenario bii - If 2020 balances were last approved on an interim basis, there are changes to 2020 balances, and 2019 balances were last approved for disposition - Select 2019 and GA Analysis Workforms for 2020 and 2021 will be generated. The input cells required in the Principal Adjustment and Account 1588 tabs will be generated accordingly as well.

2) Complete the GA Analysis Workform for each year generated.
 3) Complete the Account 1588 tab. Note that the number of years that require the reasonability test to be completed are shown in the Account 1588 tab, depending on the year selected on the Information Sheet.
 4) Complete the Principal Adjustments tab. Note that the number of years that require principal adjustment reconciliations are all shown in the one Principal Adjustments tab, depending on the year selected on the Information Sheet.

See the separate document GA Analysis Workform Instructions for detailed instructions on how to complete the Workform and examples of reconciling items and principal adjustments.

Year	Annual Net Change in Expected GA Balance from GA Analysis	Net Change in Principal Balance in the GL	Reconciling Items	Adjusted Net Change in Principal Balance in the GL	Unresolved Difference	\$ Consumption at Actual Rate Paid	Unresolved Difference as % of Expected GA Payments to IESO
2019	\$ 711,553	\$ 411,318	\$ 393,945	\$ 805,263	\$ 93,710	\$ 54,272,774	0.2%
2020	\$ 152,624	\$ (359,476)	\$ 469,844	\$ 110,368	\$ (42,256)	\$ 51,548,321	-0.1%
2021	\$ (1,274,859)	\$ (1,281,209)	\$ 20,152	\$ (1,261,057)	\$ 13,803	\$ 37,054,143	0.0%
Cumulative Balance	\$ (410,683)	\$ (1,229,367)	\$ 883,941	\$ (345,426)	\$ 65,257	\$ 142,875,238	N/A

Account 1588 Reconciliation Summary

Year	Account 1588 as a % of Account 4705
2019	-0.4%
2020	-0.4%
2021	-0.6%
Cumulative Balance	-0.7%

GA Analysis Workform

Note 2 Consumption Data Excluding for Loss Factor (Data to agree with RRR as applicable)

Year		2019		
Total Metered excluding WMP	C = A+B	1,429,438,989	kWh	100%
RPP	A	658,616,599	kWh	46.1%
Non RPP	B = D+E	770,822,390	kWh	53.9%
Non-RPP Class A	D	291,537,126	kWh	20.4%
Non-RPP Class B	E	479,285,264	kWh	33.5%

*Non-RPP Class B consumption reported in this table is not expected to directly agree with the Non-RPP Class B Including Loss Adjusted Billed Consumption in the GA Analysis of Expected Balance table below. The difference should be equal to the loss factor.

Note 3 GA Billing Rate

GA is billed on the

1st Estimate

Please confirm that the same GA rate is used to bill all customer classes. If not, please provide further details

Yes

Please confirm that the GA Rate used for unbilled revenue is the same as the one used for billed revenue in any particular month

Yes

Note 4 Analysis of Expected GA Amount

Year	2019									
Calendar Month	Non-RPP Class B Including Loss Factor Billed Consumption (kWh)	Deduct Previous Month Unbilled Loss Adjusted Consumption (kWh)	Add Current Month Unbilled Loss Adjusted Consumption (kWh)	Non-RPP Class B Including Loss Adjusted Consumption, Adjusted for Unbilled (kWh)	GA Rate Billed (\$/kWh)	\$ Consumption at GA Rate Billed	GA Actual Rate Paid (\$/kWh)	\$ Consumption at Actual Rate Paid	Expected GA Price	Expected GA Price Variance (\$)
	F	G	H	I = F-G+H	J	K = I*J	L	M = I*L	N=M-K	
January	44,934,606			44,934,606	0.08741	\$ 3,029,035	0.08092	\$ 3,636,100	\$	607,065
February	39,664,656			39,664,656	0.09657	\$ 3,830,416	0.08812	\$ 3,495,249	\$	(335,166)
March	43,207,136			43,207,136	0.08105	\$ 3,501,938	0.08041	\$ 3,474,286	\$	(27,653)
April	39,299,213			39,299,213	0.08129	\$ 3,194,633	0.12333	\$ 4,846,772	\$	1,652,139
May	39,544,130			39,544,130	0.12860	\$ 5,085,375	0.12604	\$ 4,984,142	\$	(101,233)
June	40,598,273			40,598,273	0.12444	\$ 5,052,049	0.13728	\$ 5,573,331	\$	521,282
July	46,201,148			46,201,148	0.13527	\$ 6,249,629	0.09645	\$ 4,456,101	\$	(1,793,529)
August	43,874,946			43,874,946	0.07211	\$ 3,163,822	0.12607	\$ 5,531,314	\$	2,367,492
September	40,409,844			40,409,844	0.12934	\$ 5,226,609	0.12263	\$ 4,955,459	\$	(271,150)
October	39,898,994			39,898,994	0.17878	\$ 7,133,142	0.13680	\$ 5,458,182	\$	(1,674,960)
November	40,298,510			40,298,510	0.10727	\$ 4,322,821	0.09953	\$ 4,010,911	\$	(311,910)
December	41,314,515			41,314,515	0.08569	\$ 3,540,241	0.09321	\$ 3,850,926	\$	310,685
Net Change in Expected GA Balance in the Year (i.e. Transactions in the Year)	499,245,871	-	-	499,245,871		\$ 53,329,711		\$ 54,272,774	\$	943,062

Annual Non-RPP Class B Wholesale kWh *	Annual Non-RPP Class B Retail billed kWh	Annual Unaccounted for Energy Loss kWh	Weighted Average GA Actual Rate Paid (\$/kWh)**	Expected GA Volume Variance (\$)
O	P	Q=O-P	R	P=Q*R
497,118,610	499,245,871	2,127,262	0.10883	\$ (231,510)

Equal to (AQEW - Class A + embedded generation kWh)(Non-RPP Class B retail kWh/Total retail Class B kWh)

**Equal to annual Non-RPP Class B \$ GA paid (i.e. non-RPP portion of CT 148 on IESO invoice) divided by Non-RPP Class B Wholesale kWh (as quantified in column O in the table above)

Total Expected GA Variance \$ 711,553

Calculated Loss Factor 1.0416
 Most Recent Approved Loss Factor for Secondary Metered Customer < 5,000kW 1.0362
 Difference 0.0054

a) Please provide an explanation in the text box below if columns G and H for unbilled consumption are not used in the table above.

WNH's Customer Information System tracks billings by consumption period and can provide accurate data for total amount billed in period and what consumption month it relates to. This information is used for RPP settlement submissions, completion of the OEB's Commodity Model, and reconciliation of the IESO power invoice. For consistently, consumption data is used here.

b) Please provide an explanation in the text box below if the difference in loss factor is greater than 1%.

N/A

Note 5 Reconciling Items

Item	Amount	Explanation	Principal Adjustments
			Principal Adjustment on DVA Continuity Schedule If "no", please provide an explanation
Net Change in Principal Balance in the GL (i.e. Transactions in the Year)	\$ 411,318		
1a CT 148 True-up of GA Charges based on Actual Non-RPP Volumes - prior year			
1b CT 148 True-up of GA Charges based on Actual Non-RPP Volumes - current year			
2a Remove prior year end unbilled to actual revenue differences			
2b Add current year end unbilled to actual revenue differences			
3a Remove difference between prior year accrual/unbilled to actual from load transfers			
3b Add difference between current year accrual/unbilled to actual from load transfers			
4a Significant prior period billing adjustments recorded in current year			
4b Significant current period billing adjustments recorded in other year(s)			
5 CT 2148 for prior period corrections			
6 1588-89 inspection results - 2019 portion	\$ 393,945	Correction for prior period - recorded in GL in 2022	Yes Shown in 2020, will reverse in 2022
7			
8			
9			
10			

Note 6 Adjusted Net Change in Principal Balance in the GL	\$ 805,263
Net Change in Expected GA Balance in the Year Per Analysis	\$ 711,553
Unresolved Difference	\$ 93,710
Unresolved Difference as % of Expected GA Payments to IESO	0.2%

GA Analysis Workform

Note 2 Consumption Data Excluding for Loss Factor (Data to agree with RRR as applicable)

Year	2020			
Total Metered excluding WMP	C = A+B	1,383,989,969	kWh	100%
RPP	A	682,992,733	kWh	49.3%
Non-RPP	B = D+E	700,997,236	kWh	50.7%
Non-RPP Class A	D	263,651,994	kWh	19.1%
Non-RPP Class B*	E	437,345,242	kWh	31.6%

*Non-RPP Class B consumption reported in this table is not expected to directly agree with the Non-RPP Class B Including Loss Adjusted Billed Consumption in the GA Analysis of Expected Balance table below. The difference should be equal to the loss factor.

Note 3 GA Billing Rate

GA is billed on the Note that the GA actual rates for April to June 2020 are based on the unadjusted GA rates, without the impacts of the GA deferral.

Please confirm that the adjusted GA rate was used to bill customers from April to June 2020. For the months of April to June 2020, the IESO provided adjusted GA rates, which reflected the deferral of a portion of the GA as per the May 1, 2020 Emergency Order, and unadjusted GA rates which did not consider the GA deferral.

Yes

Please confirm that the same GA rate is used to bill all customer classes. If not, please provide further details

Yes

Please confirm that the GA Rate used for unbilled revenue is the same as the one used for billed revenue in any particular month

Yes

Note 4 Analysis of Expected GA Amount

Year	2020									
Calendar Month	F	G	H	I = F-G+H	J	K = I*J	L	M = I*L	N=MK	
	Non-RPP Class B Including Loss Factor Billed Consumption (kWh)	Deduct Previous Month Unbilled Loss Adjusted Consumption (kWh)	Add Current Month Unbilled Loss Adjusted Consumption (kWh)	Non-RPP Class B Including Loss Adjusted Consumption, Adjusted for Unbilled (kWh)	GA Rate Billed (\$/kWh)	\$ Consumption at GA Rate Billed	GA Actual Rate Paid (\$/kWh)	\$ Consumption at Actual Rate Paid	Expected GA Price Variance (\$)	
January	42,811,025			42,811,025	0.08323	\$ 3,563,162	0.10232	\$ 4,380,424	\$ 817,262	
February	38,692,242			38,692,242	0.12451	\$ 4,817,571	0.11331	\$ 4,384,218	\$ (433,353)	
March	38,165,381			38,165,381	0.10432	\$ 3,981,413	0.11942	\$ 4,557,710	\$ 576,297	
April	32,049,136			32,049,136	0.13707	\$ 4,392,975	0.11500	\$ 3,685,651	\$ (707,324)	
May	33,804,302			33,804,302	0.09293	\$ 3,141,434	0.11500	\$ 3,887,495	\$ 746,061	
June	37,226,491			37,226,491	0.11500	\$ 4,281,046	0.11500	\$ 4,281,046	\$ -	
July	43,879,412			43,879,412	0.10305	\$ 4,521,773	0.09902	\$ 4,344,939	\$ (176,834)	
August	41,289,065			41,289,065	0.10232	\$ 4,224,697	0.10348	\$ 4,272,592	\$ 47,895	
September	37,693,609			37,693,609	0.11573	\$ 4,362,281	0.12176	\$ 4,589,574	\$ 227,292	
October	37,268,417			37,268,417	0.14854	\$ 5,572,820	0.12806	\$ 4,772,337	\$ (800,483)	
November	37,171,098			37,171,098	0.11670	\$ 4,337,867	0.11705	\$ 4,350,877	\$ 13,010	
December	38,278,623			38,278,623	0.10704	\$ 4,097,344	0.10558	\$ 4,041,457	\$ (55,887)	
Net Change in Expected GA Balance in the Year (i.e. Transactions in the Year)	458,326,803	-	-	458,326,803		\$ 51,294,384		\$ 51,548,321	\$ 253,937	

Annual Non-RPP Class B Wholesale kWh *	Annual Non-RPP Class B Retail billed kWh**	Annual Unaccounted for Energy Loss kWh	Weighted Average GA Actual Rate Paid (\$/kWh)***	Expected GA Volume Variance (\$)
O	P	Q=O-P	R	P=Q*R
354,340,266	355,246,874	-	906.608	0.11175

*Equal to (AOEW - Class A + embedded generation kWh)/(Non-RPP Class B retail kWh/Total retail Class B kWh). Note that if a reconciling item for #5 Impacts from GA deferral is quantified, then the data for April to June 2020 should be excluded as the line loss volume variance would be reflected in the reconciling item.
 **Should equal to the total Non-RPP Class B Including Loss Adjusted Consumption, Adjusted for Unbilled (i.e. cell F53), unless a reconciling item for #5 Impacts from GA deferral is quantified. If the reconciling item is quantified, then the data from April to June 2020 should be excluded (i.e. cell F53 minus F44 to F46).
 ***Equal to annual Non-RPP Class B \$ GA paid (i.e. non-RPP portion of CT 148 on IESO invoice) divided by Non-RPP Class B Wholesale kWh (as quantified in column O in the table above). Note if a reconciling item for #5 Impacts from GA deferral is quantified, then the data for April to June 2020 should be excluded as the line loss volume variance would be reflected in the reconciling item.

Total Expected GA Variance \$ 152,624

Calculated Loss Factor 1.0480
 Most Recent Approved Loss Factor for Secondary Metered Customer < 5,000kW 1.0362
 Difference 0.0118

a) Please provide an explanation in the text box below if columns G and H for unbilled consumption are not used in the table above.

WNHs Customer Information System tracks billings by consumption period and can provide accurate data for total amount billed in period and what consumption month it relates to. This information is used for RPP settlement submissions, completion of the OEB's Commodity Model, and reconciliation of the IESO power invoice. For consistency, consumption data is used here.

b) Please provide an explanation in the text box below if the difference in loss factor is greater than 1%

Check the RRR numbers - total Class A and B volumes that are used in the models differ from values above

Note 5 Reconciling Items

Item	Amount	Explanation	Principal Adjustments
			Principal Adjustment on DVA Continuity Schedule
Net Change in Principal Balance in the GL (i.e. Transactions in the Year)	\$ (359,476)		If "no", please provide an explanation
1a) CT 148 True-up of GA Charges based on Actual Non-RPP Volumes - prior year			
1b) CT 148 True-up of GA Charges based on Actual Non-RPP Volumes - current year			
2a) Remove prior year end unbilled to actual revenue differences			
2b) Add current year end unbilled to actual revenue differences			
3a) Significant prior period billing adjustments recorded in current year			
3b) Significant current period billing adjustments recorded in other year(s)			
4) CT 2148 for prior period corrections			
5) Impacts of GA deferral	\$ 3,118,716	Class B Def Adj = ((Class B Deferral Amount)/(LDC non-RPP Load/Total non-RPP Class B MWh)) per IESO CT148	No
6) Impacts of GA deferral	\$ (2,755,062)	=(GA 1st Est billed rate - GA final unadjusted)/(non-RPP Class B wholesale kWh) for each month Apr - Jun	No
7) Impacts of GA deferral	\$ 31,947	=(GA 1st Est billed rate)/(non-RPP Class B wholesale kWh - retail kWh) for each month Apr - Jun	No
8) 1588-89 inspection results - 2020 portion	\$ 74,243	Correction for prior period - recorded in GL in 2022	Yes
9)			
10)			
11)			

Note 6 Adjusted Net Change in Principal Balance in the GL	\$ 110,368
Net Change in Expected GA Balance in the Year Per Analysis	\$ 152,624
Unresolved Difference	\$ (42,256)
Unresolved Difference as % of Expected GA Payments to IESO	-0.1%

GA Analysis Workform

Note 2 Consumption Data Excluding for Loss Factor (Data to agree with RRR as applicable)

Year	2021			
Total Metered excluding WMP	C = A+B	1,411,301,276	kWh	100%
RPP	A	686,178,940	kWh	48.6%
Non-RPP	B = D+E	725,122,337	kWh	51.4%
Non-RPP Class A	D	269,139,765	kWh	19.1%
Non-RPP Class B*	E	455,982,571	kWh	32.3%

*Non-RPP Class B consumption reported in this table is not expected to directly agree with the Non-RPP Class B Including Loss Adjusted Billed Consumption in the GA Analysis of Expected Balance table below. The difference should be equal to the loss factor.

Note 3 GA Billing Rate

GA is billed on the Note that this GA rate for 2021 includes the GA recovery rate to recover the 2020 deferred Class B amount for non-RPP market participants and consumers.

Please confirm that the same GA rate is used to bill all customer classes. If not, please provide further details

Please confirm that the GA Rate used for unbilled revenue is the same as the one used for billed revenue in any particular month

Note 4 Analysis of Expected GA Amount

Year	2021									
Calendar Month	Non-RPP Class B Including Loss Factor Billed Consumption (kWh)	Deduct Previous Month Unbilled Loss Adjusted Consumption (kWh)	Add Current Month Unbilled Loss Adjusted Consumption (kWh)	Non-RPP Class B Including Loss Adjusted Consumption, Adjusted for Unbilled (kWh)	GA Rate Billed (\$/kWh)	\$ Consumption at GA Rate Billed	GA Actual Rate Paid (\$/kWh)	\$ Consumption at Actual Rate Paid	Expected GA Price Variance (\$)	
	F	G	H	I = F-G+H	J	K = F*J	L	M = F*L	N=M-K	
January	38,370,688			38,370,688	0.0902	\$ 3,488,863	0.08798	\$ 3,375,853	\$ (112,810)	
February	36,597,528			36,597,528	0.10465	\$ 3,837,251	0.05751	\$ 2,104,724	\$ (1,732,527)	
March	39,625,534			39,625,534	0.08420	\$ 3,336,470	0.06688	\$ 3,830,997	\$ 494,527	
April	35,682,808			35,682,808	0.09669	\$ 2,486,735	0.11589	\$ 4,135,281	\$ 1,648,546	
May	35,276,003			35,276,003	0.10531	\$ 3,714,916	0.10675	\$ 3,765,713	\$ 50,797	
June	39,333,999			39,333,999	0.11352	\$ 4,465,196	0.09216	\$ 3,625,021	\$ (840,174)	
July	41,223,319			41,223,319	0.07612	\$ 3,137,919	0.07918	\$ 3,264,062	\$ 126,143	
August	44,344,132			44,344,132	0.08734	\$ 3,873,017	0.05107	\$ 2,264,655	\$ (1,608,362)	
September	40,162,286			40,162,286	0.05519	\$ 2,216,557	0.08234	\$ 3,306,963	\$ 1,090,406	
October	39,604,981			39,604,981	0.07402	\$ 2,931,561	0.05840	\$ 2,312,931	\$ (618,630)	
November	39,803,124			39,803,124	0.06342	\$ 2,524,314	0.06012	\$ 2,392,964	\$ (131,350)	
December	41,058,777			41,058,777	0.05443	\$ 2,234,829	0.06515	\$ 2,674,979	\$ 440,150	
Net Change in Expected GA Balance in the Year (i.e. Transactions in the Year)	471,083,179	-	-	471,083,179		\$ 38,247,426		\$ 37,054,143	\$ (1,193,283)	

Annual Non-RPP Class B Wholesale kWh *	Annual Non-RPP Class B Retail billed kWh**	Annual Unaccounted for Energy Loss kWh	Weighted Average GA Actual Rate Paid (\$/kWh)***	Expected GA Volume Variance (\$)
O	P	Q=O-P	R	P=O*R
469,996,659	471,083,179	-	1,086,520	0.07508 \$ (81,576)

Equal to (AQEW - Class A + embedded generation kWh)(Non-RPP Class B retail kWh/Total retail Class B kWh).
 **Equal to the total Non-RPP Class B Including Loss Adjusted Consumption, Adjusted for Unbilled (i.e. cell F53), unless a reconciling item for "Impacts of GA deferral/recovery" is quantified and an alternative methodology for calculating the Expected GA Volume Variance is proposed.
 ***Equal to annual Non-RPP Class B \$ GA paid (i.e. non-RPP portion of CT 148 on IESO invoice) divided by Non-RPP Class B Wholesale kWh (as quantified in column O in the table above). The weighted average GA actual rate paid in 2021 is generally expected to include the GA recovery rate, unless a reconciling item for "Impacts of GA deferral/recovery" is quantified and an alternative methodology for calculating the Expected GA Volume Variance is proposed.

The weighted average GA actual rate paid in 2021 is generally expected to include the GA recovery rate, unless the distributor is proposing an alternative methodology in calculating the Expected GA Volume Variance and proposing to quantify the reconciling item for "Impacts of GA deferral/recovery."

Total Expected GA Variance | \$ (1,274,859)

Calculated Loss Factor	1.0331
Most Recent Approved Loss Factor for Secondary Metered Customer < 5,000kW	1.0353
Difference	-0.0022

a) Please provide an explanation in the text box below if columns G and H for unbilled consumption are not used in the table above.

WMP's Customer Information System tracks billings by consumption period and can provide accurate data for total amount billed in period and what consumption month it relates to. This information is used for RPP settlement submissions, completion of the OEB's Commodity Model, and reconciliation of the IESO power invoice. For consistency, consumption data is used here.

b) Please provide an explanation in the text box below if the difference in loss factor is greater than 1%

Note 5 Reconciling Items

Item	Amount	Explanation	Principal Adjustment on DVA Continuity Schedule	Principal Adjustments
Net Change in Principal Balance in the GL (Le. Transactions in the Year)	\$ (1,261,209)			
CT 148 True-up of GA Charges based on Actual Non-RPP Volumes - prior year				
1a				
CT 148 True-up of GA Charges based on Actual Non-RPP Volumes - current year				
1b				
2a Remove prior year end unbilled to actual revenue differences				
2b Add current year end unbilled to actual revenue differences				
3a Significant prior period billing adjustments recorded in current year				
3b Significant current period billing adjustments recorded in other year(s)				
4 CT 2148 for prior period corrections				
5 Impacts of GA deferral/recovery	\$ 2,766,617	Billed/Recovered from customers	No	Adjusted amounts used in analysis above
6 Impacts of GA deferral/recovery	\$ (2,746,465)	per CT 6148	No	Adjusted amounts used in analysis above
7				
8				
9				
10				
11				

Note 6 Adjusted Net Change in Principal Balance in the GL	\$ (1,261,057)
Net Change in Expected GA Balance in the Year Per Analysis	\$ (1,274,859)
Unresolved Difference	\$ 13,803
Unresolved Difference as % of Expected GA Payments to IESO	0.0%

Account 1588 Reasonability

Note 7 Account 1588 Reasonability Test

Year	Account 1588 - ISVA Power		Total Activity in Calendar Year	Account 4705 - Power Purchased	Account 1588 as % of Account 4705
	Transactions ¹	Principal Adjustments ²			
2019	925,575	495,973	270,422	73,006,574	0.4%
2020	339,115	73,240	412,354	95,399,343	0.4%
2021	287,468	-	515,064	93,436,190	0.6%
Comulative	649,004	569,214	1,214,280	179,838,017	0.7%

Notes
 1) The transactions should equal the "Transactions" column in the DVA Continuity Schedule. This is also expected to equal the transactions in the general ledger (excluding transactions relating to the removal of approved disposition amounts as that is shown in a separate column in the DVA Continuity Schedule)
 2) Principal adjustments should equal the "Principal Adjustments" column in the DVA Continuity Schedule. Principal adjustments adjust the transactions in the general ledger to the amount that should be requested for disposition.

GA Analysis Workform - Account 1588 and 1589 Principal Adjustment Reconciliation

Note 8 Breakdown of principal adjustments included in last approved balance:

Account 1589 - RSVA Global Adjustment			
Adjustment Description	Amount	To be reversed in current application?	Explanation if not to be reversed in current application
1			
2			
3			
4			
5			
6			
7			
8			
Total	-		
Total principal adjustments included in last approved balance		-	
Difference		-	

Account 1588 - RSVA Power			
Adjustment Description	Amount	To be Reversed in Current Application?	Explanation if not to be reversed in current application
1 RPP settlement correction - 2017 portion - see EB-2019-0071 pg8	794,379	Yes	
2 RPP settlement correction - 2018 portion - see EB-2019-0071 pg8	(298,382)	Yes	
3			
4			
5			
6			
7			
8			
Total	495,997		
Total principal adjustments included in last approved balance		495,997	
Difference		-	

Note 9 Principal adjustment reconciliation in current application:

- Notes
- 1) The "Transaction" column in the DVA Continuity Schedule is to equal the transactions in the general ledger (excluding transactions relating to the removal of approved disposition amounts as that is shown in a separate column in the DVA Continuity Schedule)
 - 2) Any principal adjustments needed to adjust the transactions in the general ledger to the amount that should be requested for disposition should be shown separately in the "Principal Adjustments" column of the DVA Continuity Schedule
 - 3) The "Variance RRR vs. 2020 Balancer" column in the DVA Continuity Schedule should equal principal adjustments made in the current disposition period. It should not be impacted by reversals from prior year approved principal adjustments.
 - 4) Principal adjustments to the pro-ratio of CT 148 true-ups (i.e. principal adjustment #1 in tables below) are expected to be equal and offsetting between Account 1588 and Account 1589. If not, please explain. If this results in further adjustments to RPP settlements, this should be shown separately as a principal adjustment to CT 1142/142 (i.e. principal adjustment #2 in tables below)

Complete the table below for the current disposition period. Complete a table for each year included in the balance under review in this rate application. The number of tables to be completed is automatically generated based on data provided in the Information Sheet

Account 1589 - RSVA Global Adjustment			
Year	Adjustment Description	Amount	Year Recorded in GL
2019	Reversals of prior approved principal adjustments (auto-populated from table above)		
	1		
	2		
	3		
	4		
	5		
	6		
	7		
	8		
	Total Reversal Principal Adjustments	-	
2019	Current year principal adjustments		
	1	CT 148 true-up of GA Charges based on actual Non-RPP volumes	
	2	Unbilled to actual revenue differences	
	3		
	4		
	5		
	6		
	7		
	8		
	Total Current Year Principal Adjustments	-	
Total Principal Adjustments to be Included on DVA Continuity Schedule/Tab 3 - IRM Rate Generator Model		-	

Account 1588 - RSVA Power				
Year	Adjustment Description	Amount	Year Recorded in GL	
2019	Reversals of prior approved principal adjustments (auto-populated from table above)			
	1	IRPP settlement correction - 2017 portion - see EB-2019-0071 pg8	(794,379)	2019
	2	RPP settlement correction - 2018 portion - see EB-2019-0071 pg8	298,382	2019
	3			
	4			
	5			
	6			
	7			
	8			
	Total Reversal Principal Adjustments	(495,997)		
2019	Current year principal adjustments			
	1	CT 148 true-up of GA Charges based on actual RPP volumes		
	2	CT 1142/142 true-up based on actuals		
	3	Unbilled to actual revenue differences		
	4			
	5			
	6			
	7			
	8			
	Total Current Year Principal Adjustments	-		
Total Principal Adjustments to be Included on DVA Continuity Schedule/Tab 3 - IRM Rate Generator Model		(495,997)		

Account 1589 - RSVA Global Adjustment				
Year	Adjustment Description	Amount	Year Recorded in GL	
2020	Reversals of prior year principal adjustments			
	1	Reversal of prior year CT-148 true-up of GA Charges based on actual Non-RPP volumes		
	2	Reversal of Unbilled to actual revenue differences		
	3			
	4			
	5			
	6			
	7			
	8			
	Total Reversal Principal Adjustments	-		
2020	Current year principal adjustments			
	1	CT 148 true-up of GA Charges based on actual Non-RPP volumes		
	2	Unbilled to actual revenue differences		
	3	1588-89 inspection results - 2015 portion	(731,920)	2022
	4	1588-89 inspection results - 2016 portion	(936,109)	2022
	5	1588-89 inspection results - 2017 portion	743,520	2022
	6	1588-89 inspection results - 2018 portion	(482,741)	2022
	7	1588-89 inspection results - 2019 portion	(393,945)	2022
	8	1588-89 inspection results - 2020 portion	74,243	2022
	Total Current Year Principal Adjustments	(949,062)		
Total Principal Adjustments to be Included on DVA Continuity Schedule/Tab 3 - IRM Rate Generator Model		(949,062)		

Account 1588 - RSVA Power				
Year	Adjustment Description	Amount	Year Recorded in GL	
2020	Reversals of prior year principal adjustments			
	1	Reversal of CT 148 true-up of GA Charges based on actual RPP volumes		
	2	Reversal of CT 1142/142 true-up based on actuals		
	3	Reversal of Unbilled to actual revenue differences		
	4			
	5			
	6			
	7			
	8			
	Total Reversal Principal Adjustments	-		
2020	Current year principal adjustments			
	1	CT 148 true-up of GA Charges based on actual RPP volumes		
	2	Reversal of CT 1142/142 true-up based on actuals		
	3	Unbilled to actual revenue differences		
	4	1588-89 inspection results - 2015 portion	785,021	2022
	5	1588-89 inspection results - 2016 portion	(897,039)	2022
	6	1588-89 inspection results - 2017 portion	999,533	2022
	7	1588-89 inspection results - 2018 portion	(1,038,157)	2022
	8	1588-89 inspection results - 2019 portion & 2020 portion	77,393	2022
	Total Current Year Principal Adjustments	(73,249)		
Total Principal Adjustments to be Included on DVA Continuity Schedule/Tab 3 - IRM Rate Generator Model		(73,249)		

Account 1589 - RSVA Global Adjustment				
Year	Adjustment Description	Amount	Year Recorded in GL	
2021	Reversals of prior year principal adjustments			
	1	Reversal of prior year CT-148 true-up of GA Charges based on actual Non-RPP volumes		
	2	Reversal of Unbilled to actual revenue differences		
	3			
	4			
	5			
	6			
	7			
	8			
	Total Reversal Principal Adjustments	-		
2021	Current year principal adjustments			
	1	CT 148 true-up of GA Charges based on actual Non-RPP volumes		
	2	Unbilled to actual revenue differences		
	3			
	4			
	5			
	6			
	7			
	8			
	Total Current Year Principal Adjustments	-		
Total Principal Adjustments to be Included on DVA Continuity Schedule/Tab 3 - IRM Rate Generator Model		-		

Account 1588 - RSVA Power				
Year	Adjustment Description	Amount	Year Recorded in GL	
2021	Reversals of prior year principal adjustments			
	1	Reversal of CT 148 true-up of GA Charges based on actual RPP volumes		
	2	Reversal of CT 1142/142 true-up based on actuals		
	3	Reversal of Unbilled to actual revenue differences		
	4			
	5			
	6			
	7			
	8			
	Total Reversal Principal Adjustments	-		
2021	Current year principal adjustments			
	1	CT 148 true-up of GA Charges based on actual RPP volumes		
	2	Reversal of CT 1142/142 true-up based on actuals		
	3	Unbilled to actual revenue differences		
	4			
	5			
	6			
	7			
	8			
	Total Current Year Principal Adjustments	-		
Total Principal Adjustments to be Included on DVA Continuity Schedule/Tab 3 - IRM Rate Generator Model		-		

Attachment C

Current January 1, 2022 Tariff Sheet

&

**2021 Cost of Service Settlement
Agreement**



Ontario
Energy
Board | Commission
de l'énergie
de l'Ontario

DECISION AND RATE ORDER

EB-2021-0062

WATERLOO NORTH HYDRO INC.

**Application for rates and other charges to be effective
January 1, 2022**

BY DELEGATION, BEFORE: Theodore Antonopoulos
Vice President
Applications

December 9, 2021

1 OVERVIEW

The Ontario Energy Board is approving changes to the rates that Waterloo North Hydro Inc. (Waterloo North Hydro) charges to distribute electricity to its customers, effective January 1, 2022.

As a result of this Decision, there will be a monthly total bill increase of \$2.11 for a residential customer consuming 750 kWh, effective January 1, 2022. This change does not factor in applicable taxes or the Ontario Electricity Rebate.

2 CONTEXT AND PROCESS

Waterloo North Hydro filed its application on August 18, 2021 under section 78 of the *Ontario Energy Board Act, 1998* and in accordance with Chapter 3 of the OEB's [Filing Requirements for Incentive Rate-Setting Applications](#) (Filing Requirements). The application was based on the Price Cap Incentive Rate-setting (Price Cap IR) option, with a five-year term.

The Price Cap IR option is one of three incentive rate-setting mechanisms (IRM) approved by the OEB.¹ It involves the setting of rates through a cost of service application in the first year and mechanistic price cap adjustments which may be approved through IRM applications in each of the ensuing four adjustment years.

The OEB follows a standardized and streamlined process for hearing IRM applications filed under Price Cap IR. In each adjustment year of a Price Cap IR term, the OEB prepares a Rate Generator Model that includes, as a placeholder, information from the distributor's past proceedings and annual reporting requirements. A distributor will then review, complete, and include the model with its application, and may update the model during the proceeding to make any necessary corrections or to incorporate new rate-setting parameters as they become available.

Waterloo North Hydro serves approximately 58,000 mostly residential and commercial electricity customers in the City of Waterloo, the Township of Wellesley, and the Township of Woolwich.

The application was supported by pre-filed written evidence and a completed Rate Generator Model and as required during the proceeding, Waterloo North Hydro updated and clarified the evidence.

¹ Each of these options is explained in the OEB's [Handbook for Utility Rate Applications](#).

3 DECISION OUTLINE

Each of the following issues is addressed in this Decision, together with the OEB's findings.

- Annual Adjustment Mechanism
- Retail Transmission Service Rates
- Group 1 Deferral and Variance Accounts
- Lost Revenue Adjustment Mechanism Variance Account Balance
- Rate Design

Instructions for implementing Waterloo North Hydro's new rates and charges are set out in the final section of this Decision.

This Decision does not address rates and charges approved by the OEB in prior proceedings, such as specific service charges² and loss factors, which are out of scope of an IRM proceeding and for which no further approvals are required to continue to include them on the distributor's Tariff of Rates and Charges.

² Certain service charges are subject to annual inflationary adjustments to be determined by the OEB through a generic order. For example, the Decision and Order EB-2021-0301, issued November 25, 2021 established the adjustment for energy retailer service charges, effective January 1, 2022; and the Order EB-2020-0288, issued December 10, 2020, set the Wireline Pole Attachment Charge for January 1, 2021 on an interim basis.

4 ANNUAL ADJUSTMENT MECHANISM

Waterloo North Hydro has applied to change its rates, effective January 1, 2022, based on a mechanistic rate adjustment using the OEB-approved **inflation minus X-factor** formula applicable to IRM applications.³ The adjustment typically applies to distribution rates (fixed and variable) uniformly across all customer classes.⁴

The components of the Price Cap IR adjustment formula applicable to Waterloo North Hydro are set out in the table below. Inserting these components into the formula results in a 3.00% increase to Waterloo North Hydro's rates: **3.00% = 3.30% - (0.00% + 0.30%)**.

Table 4.1: Price Cap IR Adjustment Formula

Components		Amount
Inflation Factor ⁵		3.30%
X-Factor	Productivity ⁶	0.00%
	Stretch (0.00% to 0.60%) ⁷	0.30%

An inflation factor of 3.30% applies to all IRM applications for the 2022 rate year.

On August 6, 2021, the OEB issued a Notice on its own motion to initiate a proceeding to consider the inflation factor to be used to set rates for electricity transmitters and electricity and natural gas distributors for the year 2022. The OEB issued its Decision and Order on November 18, 2021, establishing the 2022 inflation factor.

³ The adjustment does not apply to the following components of delivery rates: rate riders, rate adders, low voltage service charges, retail transmission service rates, wholesale market service rate, smart metering entity charge, rural or remote electricity rate protection charge, standard supply service – administrative charge, transformation and primary metering allowances, loss factors, specific service charges, microFIT charge, and retail service charges.

⁴ See Section 8 of this Decision and Order for an OEB-approved deviation from this practice for Waterloo North Hydro

⁵ EB-2021-0212, Decision and Order, November 18, 2021

⁶ Report of the Ontario Energy Board – “Rate Setting Parameters and Benchmarking under the Renewed Regulatory Framework for Ontario’s Electricity Distributors”, EB-2010-0379, December 4, 2013

⁷ Report to the Ontario Energy Board – “Empirical Research in Support of Incentive Rate-Setting: 2020 Benchmarking Update”, prepared by Pacific Economics Group LLC., August 2021

The X-factor is the sum of the productivity factor and the stretch factor. It is a productivity offset that varies among different groupings of distributors. Subtracting the X-factor from inflation ensures that rates decline in real, constant-dollar terms, providing distributors with a tangible incentive to improve efficiency or else experience declining net income. The productivity component of the X-factor is based on industry conditions over a historical study period and applies to all IRM applications for the 2022 rate year. The stretch factor component of the X-factor is distributor specific. The OEB has established five stretch factor groupings, each within a range from 0.00% to 0.60%. The stretch factor assigned to any particular distributor is based on the distributor's total cost performance as benchmarked against other distributors in Ontario. The stretch factor assigned to Waterloo North Hydro is 0.30%, resulting in a rate adjustment of 3.00%.

Findings

Waterloo North Hydro's request for a 3.00% rate adjustment is in accordance with the annually updated parameters set by the OEB. The adjustment is approved, and Waterloo North Hydro's new rates shall be effective January 1, 2022.

5 RETAIL TRANSMISSION SERVICE RATES

Waterloo North Hydro is partially embedded within the distribution systems of Hydro One Networks Inc., Kitchener Wilmot Hydro, and Energy Plus.

To recover its cost of transmission services, Waterloo North Hydro requests approval to adjust the retail transmission service rates (RTSRs) that it charges its customers in accordance with the Uniform Transmission Rates (UTRs) and host distributor RTSRs currently in effect.

Findings

Waterloo North Hydro's proposed adjustment to its RTSRs is approved. The RTSRs were adjusted based on the current OEB-approved UTRs and host-RTSRs.⁸

UTRs and host-RTSRs are typically approved annually by the OEB. In the event that new UTRs or host-RTSRs take effect during Waterloo North Hydro's 2022 rate year, any resulting differences (from the prior-approved UTRs and host-RTSRs) are to be captured in Retail Settlement Variance Accounts 1584 (Retail Transmission Network Charge) and 1586 (Retail Transmission Connection Charge).

⁸ EB-2021-0176, Decision and Rate Order, June 24, 2021; EB-2020-0030, Decision and Rate Order, December 17, 2020; EB-2021-0074, Decision and Rate Order, May 12, 2021; 2020-0016 Decision and Rate Order, December 10, 2020

6 GROUP 1 DEFERRAL AND VARIANCE ACCOUNTS

In each year of an IRM term, the OEB will review a distributor's Group 1 deferral and variance accounts to determine whether those balances should be disposed. OEB policy states that Group 1 account balances should be disposed if they exceed, on a net basis (as a debit or credit), a pre-set disposition threshold of \$0.001 per kWh, unless a distributor can justify why balances should not be disposed.⁹ If the balance does not exceed the threshold, a distributor may still request disposition.

The 2020 year-end net balance for Waterloo North Hydro's Group 1 accounts that are eligible for disposition, including interest projected to December 31, 2021, is a credit of \$1,260,044. This amount represents a total credit claim of \$0.0009 per kWh, which does not exceed the disposition threshold and pertains to variances accumulated during the 2020 calendar year (except for Account 1588 and Account 1589 pertaining to the 2019 and 2020 years). Waterloo North Hydro has requested disposition of its Group 1 accounts, exclusive of Accounts 1588 and 1589, over one year.¹⁰

The settlement agreement for Waterloo North Hydro's cost of service proceeding for 2021 rates stipulated that Waterloo North Hydro not dispose of 2019 balances for Accounts 1588 and 1589, pending a special purpose inspection (Inspection) by the OEB of those accounts,¹¹ and that the distributor shall apply for disposition of those accounts upon completion of the Inspection. At this time, the Inspection has not commenced. The Inspection relates to a prior period adjustment of approximately \$2.6 million in overstated Global Adjustment (GA) costs attributable to Regulated Price Plan (RPP) customers, impacting Accounts 1588 and 1589 balances between the years 2015 to 2018. Waterloo North Hydro noted that the 2019 and 2020 activities related to Account 1588 and Account 1589 balances will also be assessed in the Inspection.¹²

Included in the Group 1 accounts are certain variances related to costs that are paid for by a distributor's customers on different bases, depending on their classification. Namely, "Class A" customers, who participate in the Industrial Conservation Initiative, pay for GA charges based on their contribution to the five highest Ontario demand peaks over a 12-month period. "Class B" customers pay for GA charges based on their monthly consumption totals, either as a standalone charge or embedded in the

⁹ Report of the OEB – "Electricity Distributors' Deferral and Variance Account Review Initiative (EDDVAR)", EB-2008-0046, July 31, 2009

¹⁰ Staff Question-10

¹¹ EB-2020-0059, 2021 Cost of Service, Settlement Proposal, page 39 (attached to December 10, 2020 decision and rate order)

¹² Staff Question-15

Regulated Price Plan (RPP).¹³ A similar mechanism applies to Class A and Class B customers for Capacity Based Recovery (CBR) charges.¹⁴ The balance in the GA variance account is attributable to non-RPP Class B customers and is disposed through a separate rate rider. The balance in the CBR Class B variance account is attributable to all Class B customers.

Waterloo North Hydro had Class A customers during the period in which variances accumulated, however, the CBR Class B rate riders calculated rounded to zero at the fourth decimal place in one or more of the rate classes. In this event, the balance of the CBR Class B variance account is disposed along with Account 1580 – Wholesale Market Service Charge through the general Deferral and Variance Account rate rider.

During the period in which variances accumulated, Waterloo North Hydro had customers transition between Class A and Class B. Under the general principle of cost causality, customer groups that cause variances which are recorded in Group 1 accounts should be responsible for paying (or receiving credits) for their disposal. Waterloo North Hydro has proposed to allocate a portion of the CBR Class B balances to its transition customers, based on their customer-specific consumption levels.¹⁵ The amounts allocated to each transition customer are proposed to be recovered (or refunded), by way of a one-time charge or credit, as applicable.

Findings

The balances proposed for disposition have been reconciled with the amounts reported as part of the OEB's *Electricity Reporting and Record-Keeping Requirements*.

The OEB approves the disposition of a credit balance of \$684,300 as of December 31, 2020, including interest projected to December 31, 2021 for the Group 1 accounts, exclusive of Accounts 1588 and 1589, on a final basis.

The OEB agrees that in addition to the Inspection regarding the prior period adjustment of approximately \$2.6 million, Waterloo North Hydro would further benefit from having the overall reasonability of the 2019 and 2020 Account 1588 and 1589 balances (including compliance with the OEB's Accounting Guidance) assessed by the OEB's Inspection and Enforcement group. The OEB expects that included in that review will be a consideration of any discrepancies that arose through the course of this proceeding.

¹³ For additional details on the Global Adjustment charge, refer to the Independent Electricity System Operator (IESO)'s [website](#).

¹⁴ All Class B customers (RPP and non-RPP) pay the CBR as a separate charge based on their monthly consumption. For additional details on the CBR for Class A customers, refer to the IESO's [website](#).

¹⁵ 2022 IRM Rate Generator Model, Tab 6.2a "CBR B_Allocation"

Table 6.1 identifies the principal and interest amounts, which the OEB approves for disposition.

Table 6.1: Group 1 Deferral and Variance Account Balances

Account Name	Account Number	Principal Balance (\$) A	Interest Balance (\$) B	Total Claim (\$) C=A+B
LV Variance Account	1550	193,927	1,200	195,127
Smart Meter Entity Variance Charge	1551	(4,141)	1,043	(3,098)
RSVA - Wholesale Market Service Charge	1580	(748,787)	(328)	(749,115)
Variance WMS - Sub-account CBR Class B	1580	(42,906)	(454)	(43,360)
RSVA - Retail Transmission Network Charge	1584	(24,985)	(2,950)	(27,935)
RSVA - Retail Transmission Connection Charge	1586	(51,970)	(3,949)	(55,919)
Totals for Group 1 accounts		(678,862)	(5,438)	(684,300)

The balance of each of the Group 1 accounts approved for disposition shall be transferred to the applicable principal and interest carrying charge sub-accounts of Account 1595. Such transfers shall be pursuant to the requirements specified in the *Accounting Procedures Handbook for Electricity Distributors*.¹⁶ The date of the transfer must be the same as the effective date for the associated rates, which is generally the start of the rate year.

The OEB approves these balances to be disposed through final rate riders, charges, or payments, as calculated in the Rate Generator Model. The final rate riders, charges, and payments, as applicable, will be in effect over a one-year period from January 1, 2022 to December 31, 2022.¹⁷

¹⁶ Article 220, Account Descriptions, Accounting Procedures Handbook for Electricity Distributors, effective January 1, 2012

¹⁷ 2022 IRM Rate Generator Model Tab 6.2 CBR B, Tab 6.2a CBR B_Allocation and Tab 7 Calculation of Def-Var RR

7 LOST REVENUE ADJUSTMENT MECHANISM VARIANCE ACCOUNT

The OEB utilizes a Lost Revenue Adjustment Mechanism Variance Account (LRAMVA), which captures a distributor's revenue implications resulting from differences between actual and forecast conservation savings included in its last OEB-approved load forecast.¹⁸

Distributors delivered conservation and demand management (CDM) programs to their customers through the Conservation First Framework (CFF) that began on January 1, 2015 until March 20, 2019, when the CFF was revoked.¹⁹ The OEB provided direction to distributors seeking to claim program savings up to December 31, 2021 related to CFF programs or other conservation programs they delivered.²⁰

Waterloo North Hydro has applied to dispose of its LRAMVA debit balance of \$716,416. The balance consists of lost revenues in 2019 and 2020 persisting from CDM programs delivered during the period from 2015 to 2018 and carrying charges. Waterloo North Hydro is not seeking recovery of any lost revenues associated with impacts arising from the deployment of new programs in 2019 and 2020 in accordance with the settlement agreement for its 2021 rates proceeding.

The actual conservation savings claimed by Waterloo North Hydro under the CFF were validated with reports from the IESO, project level savings files, or both.

Actual conservation savings were compared against Waterloo North Hydro's forecasted conservation savings of 1,440,252,088 kWh included in its last OEB-approved load forecast.²¹

Findings

The OEB finds that Waterloo North Hydro's LRAMVA balance has been calculated in accordance with the OEB's CDM-related guidelines and updated LRAMVA policy. The OEB approves the disposition of Waterloo North Hydro's LRAMVA debit balance of \$716,416, as set out in Table 7.1 below.

¹⁸ Guidelines for Electricity Distributor Conservation and Demand Management, EB-2012-0003, April 26, 2012; and Requirement Guidelines for Electricity Distributors Conservation and Demand Management, EB-2014-0278, December 19, 2014

¹⁹ On March 20, 2019 the Minister of Energy, Northern Development and Mines issued separate Directives to the OEB and the IESO.

²⁰ Chapter 3 Filing Requirements, section 3.2.6.1

²¹ EB-2020-0059, Decision and Order, December 10, 2020

Table 7.1 LRAMVA Balance for Disposition

Account Name	Account Number	Actual CDM Savings (\$) A	Forecasted CDM Savings (\$) B	Carrying Charges (\$) C	Total Claim (\$) D=(A-B)+C
LRAMVA	1568	1,024,955	321,299	12,758	716,416

8 RATE DESIGN

In Waterloo North Hydro's cost of service application for 2021 rates, the OEB approved a settlement proposal, whereby parties agreed that, except for the residential class, all inflationary rate increases during the subsequent IRM term will be collected through the variable charge for classes with a fixed charge that is above the minimum system plus peak load carrying capability level. The settlement proposal clarified that Waterloo North Hydro is still eligible to obtain the full value of all rate increases through the variable portion of the charges applicable to each affected class.²²

The only rate class in which the fixed charge is below the minimum system peak load carrying capability level is the streetlighting class. Accordingly, for this class, the inflationary adjustment applies to both fixed and variable components uniformly. For the remaining rate classes, the total revenue impact associated with an inflationary change in the monthly fixed rate has been entirely apportioned to the volumetric charge for those classes, respectively.²³

The residential rate class is under a fixed rate structure and the inflationary rate adjustment is applied in full to the monthly fixed charge for 2022.

Findings

The OEB approves Waterloo North Hydro's proposed rate design for its 2022 distribution rates. The OEB finds that the rates have been designed in accordance with the terms of the OEB-approved settlement proposal.

²² EB-2020-0059, Settlement Proposal, November 23, 2020

²³ Manager's Summary, Table 2.4a, page 6 – calculated using the OEB's 2021 inflation factor as a placeholder; subsequently updated for the 2022 inflation factor, as shown in tab

9 IMPLEMENTATION

This Decision is accompanied by a Rate Generator Model, applicable supporting models, and a Tariff of Rates and Charges (Schedule A). The Rate Generator Model also incorporates the rates set out in Table 9.1.

Table 9.1: Regulatory Charges

Rate	per kWh
Rural or Remote Electricity Rate Protection (RRRP)	\$0.0005
Wholesale Market Service (WMS) billed to Class A and B Customers	\$0.0030
Capacity Based Recovery (CBR) billed to Class B Customers	\$0.0004

Each of these rates is a component of the “Regulatory Charge” on a customer’s bill, established annually by the OEB through a separate, generic order. The RRRP, WMS and CBR rates were set by the OEB on December 10, 2020.²⁴

The Smart Metering Entity Charge is a component of the “Distribution Charge” on a customer’s bill, established by the OEB through a separate order. The Smart Metering Entity Charge was set by the OEB on March 1, 2018.²⁵

In the *Report of the Board: Review of Electricity Distribution Cost Allocation Policy*,²⁶ the OEB indicated that it will review the default province-wide microFIT charge annually to ensure it continues to reflect actual costs in accordance with the established methodology. Distributors shall apply the updated value, if applicable, following the OEB’s announcement of the microFIT charge for the 2022 rate year.

²⁴ EB-2020-0276, Decision and Order, December 10, 2020

²⁵ EB-2017-0290, Decision and Order, March 1, 2018

²⁶ EB-2010-0219, Report of the Board “Review of Electricity Distribution Cost Allocation Policy”, March 31, 2011

10 ORDER

THE ONTARIO ENERGY BOARD ORDERS THAT:

1. The Tariff of Rates and Charges set out in Schedule A of this Decision and Rate Order is approved effective January 1, 2022 for electricity consumed or estimated to have been consumed on and after such date. Waterloo North Hydro Inc. shall notify its customers of the rate changes no later than the delivery of the first bill reflecting the new final rates.

DATED at Toronto, December 9, 2021

ONTARIO ENERGY BOARD

Original Signed By

Christine E. Long
Registrar

Schedule A

To Decision and Rate Order

Tariff of Rates and Charges

OEB File No: EB-2021-0062

DATED: December 9, 2021

Waterloo North Hydro Inc.
TARIFF OF RATES AND CHARGES
Effective and Implementation Date January 1, 2022
This schedule supersedes and replaces all previously
approved schedules of Rates, Charges and Loss Factors

EB-2021-0062

RESIDENTIAL SERVICE CLASSIFICATION

This classification applies to an account taking electricity at 750 volts or less where the electricity is used exclusively in a separate metered living accommodation. Customers shall be residing in single-dwelling units that consist of a detached house or one unit of a semi-detached, duplex, triplex or quadruplex house, with a residential zoning. Separately metered dwellings within a town house complex or apartment building also qualify as residential customers. All customers are single-phase. Class B consumers are defined in accordance with O. Reg. 429/04. Further servicing details are available in the distributor's Conditions of Service.

APPLICATION

The application of these rates and charges shall be in accordance with the Licence of the Distributor and any Code or Order of the Ontario Energy Board, and amendments thereto as approved by the Ontario Energy Board, which may be applicable to the administration of this schedule.

No rates and charges for the distribution of electricity and charges to meet the costs of any work or service done or furnished for the purpose of the distribution of electricity shall be made except as permitted by this schedule, unless required by the Distributor's Licence or a Code or Order of the Ontario Energy Board, and amendments thereto as approved by the Ontario Energy Board, or as specified herein.

Unless specifically noted, this schedule does not contain any charges for the electricity commodity, be it under the Regulated Price Plan, a contract with a retailer or the wholesale market price, as applicable. In addition, the charges in the MONTHLY RATES AND CHARGES - Regulatory Component of this schedule do not apply to a customer that is an embedded wholesale market participant.

It should be noted that this schedule does not list any charges, assessments or credits that are required by law to be invoiced by a distributor and that are not subject to Ontario Energy Board approval, such as the Global Adjustment and the HST.

MONTHLY RATES AND CHARGES - Delivery Component

Service Charge	\$	33.71
Smart Metering Entity Charge - effective until December 31, 2022	\$	0.57
Low Voltage Service Rate	\$/kWh	0.0003
Rate Rider for Disposition of Deferral/Variance Accounts (2022) - effective until December 31, 2022	\$/kWh	(0.0005)
Retail Transmission Rate - Network Service Rate	\$/kWh	0.0090
Retail Transmission Rate - Line and Transformation Connection Service Rate	\$/kWh	0.0023

MONTHLY RATES AND CHARGES - Regulatory Component

Wholesale Market Service Rate (WMS) - not including CBR	\$/kWh	0.0030
Capacity Based Recovery (CBR) - Applicable for Class B Customers	\$/kWh	0.0004
Rural or Remote Electricity Rate Protection Charge (RRRP)	\$/kWh	0.0005
Standard Supply Service - Administrative Charge (if applicable)	\$	0.25

Waterloo North Hydro Inc.

TARIFF OF RATES AND CHARGES

Effective and Implementation Date January 1, 2022

This schedule supersedes and replaces all previously approved schedules of Rates, Charges and Loss Factors

EB-2021-0062

GENERAL SERVICE LESS THAN 50 KW SERVICE CLASSIFICATION

This classification applies to a non residential account taking electricity at 750 volts or less whose average monthly maximum demand is less than, or is forecast to be less than, 50 kW. Class B consumers are defined in accordance with O. Reg. 429/04. Further servicing details are available in the distributor's Conditions of Service.

APPLICATION

The application of these rates and charges shall be in accordance with the Licence of the Distributor and any Code or Order of the Ontario Energy Board, and amendments thereto as approved by the Ontario Energy Board, which may be applicable to the administration of this schedule.

No rates and charges for the distribution of electricity and charges to meet the costs of any work or service done or furnished for the purpose of the distribution of electricity shall be made except as permitted by this schedule, unless required by the Distributor's Licence or a Code or Order of the Ontario Energy Board, and amendments thereto as approved by the Ontario Energy Board, or as specified herein.

Unless specifically noted, this schedule does not contain any charges for the electricity commodity, be it under the Regulated Price Plan, a contract with a retailer or the wholesale market price, as applicable. In addition, the charges in the MONTHLY RATES AND CHARGES - Regulatory Component of this schedule do not apply to a customer that is an embedded wholesale market participant.

It should be noted that this schedule does not list any charges, assessments or credits that are required by law to be invoiced by a distributor and that are not subject to Ontario Energy Board approval, such as the Global Adjustment and the HST.

MONTHLY RATES AND CHARGES - Delivery Component

Service Charge	\$	33.71
Smart Metering Entity Charge - effective until December 31, 2022	\$	0.57
Distribution Volumetric Rate	\$/kWh	0.0183
Low Voltage Service Rate	\$/kWh	0.0003
Rate Rider for Disposition of Lost Revenue Adjustment Mechanism Variance Account (LRAMVA) (2022) - effective until December 31, 2022	\$/kWh	0.0004
Rate Rider for Disposition of Deferral/Variance Accounts (2022) - effective until December 31, 2022	\$/kWh	(0.0005)
Retail Transmission Rate - Network Service Rate	\$/kWh	0.0084
Retail Transmission Rate - Line and Transformation Connection Service Rate	\$/kWh	0.0021

MONTHLY RATES AND CHARGES - Regulatory Component

Wholesale Market Service Rate (WMS) - not including CBR	\$/kWh	0.0030
Capacity Based Recovery (CBR) - Applicable for Class B Customers	\$/kWh	0.0004
Rural or Remote Electricity Rate Protection Charge (RRRP)	\$/kWh	0.0005
Standard Supply Service - Administrative Charge (if applicable)	\$	0.25

Waterloo North Hydro Inc.

TARIFF OF RATES AND CHARGES

Effective and Implementation Date January 1, 2022

This schedule supersedes and replaces all previously approved schedules of Rates, Charges and Loss Factors

EB-2021-0062

GENERAL SERVICE 50 TO 4,999 KW SERVICE CLASSIFICATION

This classification applies to a non residential account whose average monthly maximum demand used for billing purposes is equal to or greater than, or is forecast to be equal to or greater than, 50 kW but less than 5,000 kW. Class A and Class B consumers are defined in accordance with O. Reg. 429/04. Further servicing details are available in the distributor's Conditions of Service. Note that for the application of the Retail Transmission Rate - Network Service Rate and the Retail Transmission Rate - Line and Transformation Connection Service Rate the following sub-classifications apply: General Service 50 to 999 kW non-interval metered; General Service 50 to 999 kW interval metered; and General Service 1,000 to 4,999 kW interval metered.

APPLICATION

The application of these rates and charges shall be in accordance with the Licence of the Distributor and any Code or Order of the Ontario Energy Board, and amendments thereto as approved by the Ontario Energy Board, which may be applicable to the administration of this schedule.

No rates and charges for the distribution of electricity and charges to meet the costs of any work or service done or furnished for the purpose of the distribution of electricity shall be made except as permitted by this schedule, unless required by the Distributor's Licence or a Code or Order of the Ontario Energy Board, and amendments thereto as approved by the Ontario Energy Board, or as specified herein.

Unless specifically noted, this schedule does not contain any charges for the electricity commodity, be it under the Regulated Price Plan, a contract with a retailer or the wholesale market price, as applicable. In addition, the charges in the MONTHLY RATES AND CHARGES - Regulatory Component of this schedule do not apply to a customer that is an embedded wholesale market participant.

If included in the following listing of monthly rates and charges, the rate rider for the disposition of WMS - Sub-account CBR Class B is not applicable to wholesale market participants (WMP), customers that transitioned between Class A and Class B during the variance account accumulation period, or to customers that were in Class A for the entire period. Customers who transitioned are to be charged or refunded their share of the variance disposed through customer specific billing adjustments. This rate rider is to be consistently applied for the entire period to the sunset date of the rate rider. In addition, this rate rider is applicable to all new Class B customers.

If included in the following listing of monthly rates and charges, the rate rider for the disposition of Global Adjustment is only applicable to non-RPP Class B customers. It is not applicable to WMP, customers that transitioned between Class A and Class B during the variance account accumulation period, or to customers that were in Class A for the entire period. Customers who transitioned are to be charged or refunded their share of the variance disposed through customer specific billing adjustments. This rate rider is to be consistently applied for the entire period to the sunset date of the rate rider. In addition, this rate rider is applicable to all new non-RPP Class B customers.

It should be noted that this schedule does not list any charges, assessments or credits that are required by law to be invoiced by a distributor and that are not subject to Ontario Energy Board approval, such as the Global Adjustment and the HST.

MONTHLY RATES AND CHARGES - Delivery Component

Service Charge	\$	125.96
Distribution Volumetric Rate	\$/kW	5.6486
Low Voltage Service Rate	\$/kW	0.1322
Rate Rider for Disposition of Lost Revenue Adjustment Mechanism Variance Account (LRAMVA) (2022) - effective until December 31, 2022	\$/kW	0.3945

Waterloo North Hydro Inc.

TARIFF OF RATES AND CHARGES

Effective and Implementation Date January 1, 2022

This schedule supersedes and replaces all previously approved schedules of Rates, Charges and Loss Factors

EB-2021-0062

Rate Rider for Disposition of Deferral/Variance Accounts (2022) - effective until December 31, 2022		
Applicable only for Non-Wholesale Market Participants	\$/kW	(0.2235)
Rate Rider for Disposition of Deferral/Variance Accounts (2022) - effective until December 31, 2022	\$/kW	0.0313
Retail Transmission Rate - Network Service Rate - (less than 1,000 kW)	\$/kW	3.4369
Retail Transmission Rate - Network Service Rate - Interval Metered (less than 1,000 kW)	\$/kW	3.6505
Retail Transmission Rate - Network Service Rate - Interval Metered (1,000 to 4,999 kW)	\$/kW	3.6456
Retail Transmission Rate - Line and Transformation Connection Service Rate - (less than 1,000 kW)	\$/kW	0.8151
Retail Transmission Rate - Line and Trans. Connection Service Rate - Interval Metered (less than 1,000 kW)	\$/kW	1.0179
Retail Transmission Rate - Line and Trans. Connection Service Rate - Interval Metered	\$/kW	1.0170

MONTHLY RATES AND CHARGES - Regulatory Component

Wholesale Market Service Rate (WMS) - not including CBR	\$/kWh	0.0030
Capacity Based Recovery (CBR) - Applicable for Class B Customers	\$/kWh	0.0004
Rural or Remote Electricity Rate Protection Charge (RRRP)	\$/kWh	0.0005
Standard Supply Service - Administrative Charge (if applicable)	\$	0.25

GROSS LOAD BILLING NOTE

The Billing Demand for Line and Transformation Connection Services is defined as the Non-Coincident Peak demand (MW) in any hour of the month. The customer demand in any hour is the sum of (a) the loss adjusted demand supplied from the distribution system plus (b) the demand that is supplied by embedded generation installed after October 30, 1998, which have installed capacity of 2 MW or more for renewable generation and 1 MW or higher for non-renewable generation. The term renewable generation refers to a facility that generates electricity from the following sources: wind, solar, Biomass, Bio-oil, Bio-gas, landfill gas, or water. The demand supplied by embedded generation will not be adjusted for loss.

Waterloo North Hydro Inc.

TARIFF OF RATES AND CHARGES

Effective and Implementation Date January 1, 2022

This schedule supersedes and replaces all previously approved schedules of Rates, Charges and Loss Factors

EB-2021-0062

LARGE USE SERVICE CLASSIFICATION

This classification applies to an account whose average monthly maximum demand used for billing purposes is equal to or greater than, or is forecast to be equal to or greater than, 5,000 kW. Class A and Class B consumers are defined in accordance with O. Reg. 429/04. Further servicing details are available in the distributor's Conditions of Service.

APPLICATION

The application of these rates and charges shall be in accordance with the Licence of the Distributor and any Code or Order of the Ontario Energy Board, and amendments thereto as approved by the Ontario Energy Board, which may be applicable to the administration of this schedule.

No rates and charges for the distribution of electricity and charges to meet the costs of any work or service done or furnished for the purpose of the distribution of electricity shall be made except as permitted by this schedule, unless required by the Distributor's Licence or a Code or Order of the Ontario Energy Board, and amendments thereto as approved by the Ontario Energy Board, or as specified herein.

Unless specifically noted, this schedule does not contain any charges for the electricity commodity, be it under the Regulated Price Plan, a contract with a retailer or the wholesale market price, as applicable. In addition, the charges in the MONTHLY RATES AND CHARGES - Regulatory Component of this schedule do not apply to a customer that is an embedded wholesale market participant.

If included in the following listing of monthly rates and charges, the rate rider for the disposition of WMS - Sub-account CBR Class B is not applicable to wholesale market participants (WMP), customers that transitioned between Class A and Class B during the variance account accumulation period, or to customers that were in Class A for the entire period. Customers who transitioned are to be charged or refunded their share of the variance disposed through customer specific billing adjustments. This rate rider is to be consistently applied for the entire period to the sunset date of the rate rider. In addition, this rate rider is applicable to all new Class B customers.

If included in the following listing of monthly rates and charges, the rate rider for the disposition of Global Adjustment is only applicable to non-RPP Class B customers. It is not applicable to WMP, customers that transitioned between Class A and Class B during the variance account accumulation period, or to customers that were in Class A for the entire period. Customers who transitioned are to be charged or refunded their share of the variance disposed through customer specific billing adjustments. This rate rider is to be consistently applied for the entire period to the sunset date of the rate rider. In addition, this rate rider is applicable to all new non-RPP Class B customers.

It should be noted that this schedule does not list any charges, assessments or credits that are required by law to be invoiced by a distributor and that are not subject to Ontario Energy Board approval, such as the Global Adjustment and the HST.

MONTHLY RATES AND CHARGES - Delivery Component

Service Charge	\$	7,359.96
Distribution Volumetric Rate	\$/kW	4.4882
Low Voltage Service Rate	\$/kW	0.1424
Rate Rider for Disposition of Lost Revenue Adjustment Mechanism Variance Account (LRAMVA) (2022) - effective until December 31, 2022	\$/kW	(0.1362)
Rate Rider for Disposition of Deferral/Variance Accounts (2022) - effective until December 31, 2022	\$/kW	(0.2906)
Retail Transmission Rate - Network Service Rate - Interval Metered	\$/kW	4.0417
Retail Transmission Rate - Line and Transformation Connection Service Rate - Interval Metered	\$/kW	1.0215

Waterloo North Hydro Inc.
TARIFF OF RATES AND CHARGES
Effective and Implementation Date January 1, 2022

**This schedule supersedes and replaces all previously
approved schedules of Rates, Charges and Loss Factors**

EB-2021-0062

MONTHLY RATES AND CHARGES - Regulatory Component

Wholesale Market Service Rate (WMS) - not including CBR	\$/kWh	0.0030
Capacity Based Recovery (CBR) - Applicable for Class B Customers	\$/kWh	0.0004
Rural or Remote Electricity Rate Protection Charge (RRRP)	\$/kWh	0.0005
Standard Supply Service - Administrative Charge (if applicable)	\$	0.25

GROSS LOAD BILLING NOTE

The Billing Demand for Line and Transformation Connection Services is defined as the Non-Coincident Peak demand (MW) in any hour of the month. The customer demand in any hour is the sum of (a) the loss adjusted demand supplied from the distribution system plus (b) the demand that is supplied by embedded generation installed after October 30, 1998, which have installed capacity of 2 MW or more for renewable generation and 1 MW or higher for non-renewable generation. The term renewable generation refers to a facility that generates electricity from the following sources: wind, solar, Biomass, Bio-oil, Bio-gas, landfill gas, or water. The demand supplied by embedded generation will not be adjusted for loss.

Waterloo North Hydro Inc.

TARIFF OF RATES AND CHARGES

Effective and Implementation Date January 1, 2022

This schedule supersedes and replaces all previously approved schedules of Rates, Charges and Loss Factors

EB-2021-0062

UNMETERED SCATTERED LOAD SERVICE CLASSIFICATION

This classification applies to an account taking electricity at 750 volts or less whose average monthly maximum demand is less than, or is forecast to be less than, 50 kW and the consumption is unmetered. Such connections include cable TV power packs, bus shelters, telephone booths, traffic lights, railway crossings, etc. The level of the consumption will be agreed to by the distributor and the customer, based on detailed manufacturer information/ documentation with regard to electrical consumption of the unmetered load or periodic monitoring of actual consumption. Class B consumers are defined in accordance with O. Reg. 429/04. Further servicing details are available in the distributor's Conditions of Service.

APPLICATION

The application of these rates and charges shall be in accordance with the Licence of the Distributor and any Code or Order of the Ontario Energy Board, and amendments thereto as approved by the Ontario Energy Board, which may be applicable to the administration of this schedule.

No rates and charges for the distribution of electricity and charges to meet the costs of any work or service done or furnished for the purpose of the distribution of electricity shall be made except as permitted by this schedule, unless required by the Distributor's Licence or a Code or Order of the Ontario Energy Board, and amendments thereto as approved by the Ontario Energy Board, or as specified herein.

Unless specifically noted, this schedule does not contain any charges for the electricity commodity, be it under the Regulated Price Plan, a contract with a retailer or the wholesale market price, as applicable. In addition, the charges in the MONTHLY RATES AND CHARGES - Regulatory Component of this schedule do not apply to a customer that is an embedded wholesale market participant.

It should be noted that this schedule does not list any charges, assessments or credits that are required by law to be invoiced by a distributor and that are not subject to Ontario Energy Board approval, such as the Global Adjustment and the HST.

MONTHLY RATES AND CHARGES - Delivery Component

Service Charge (per connection)	\$	11.20
Distribution Volumetric Rate	\$/kWh	0.0159
Low Voltage Service Rate	\$/kWh	0.0003
Rate Rider for Disposition of Deferral/Variance Accounts (2022) - effective until December 31, 2022	\$/kWh	(0.0005)
Retail Transmission Rate - Network Service Rate	\$/kWh	0.0084
Retail Transmission Rate - Line and Transformation Connection Service Rate	\$/kWh	0.0021

MONTHLY RATES AND CHARGES - Regulatory Component

Wholesale Market Service Rate (WMS) - not including CBR	\$/kWh	0.0030
Capacity Based Recovery (CBR) - Applicable for Class B Customers	\$/kWh	0.0004
Rural or Remote Electricity Rate Protection Charge (RRRP)	\$/kWh	0.0005
Standard Supply Service - Administrative Charge (if applicable)	\$	0.25

Waterloo North Hydro Inc.
TARIFF OF RATES AND CHARGES
Effective and Implementation Date January 1, 2022
This schedule supersedes and replaces all previously
approved schedules of Rates, Charges and Loss Factors

EB-2021-0062

STREET LIGHTING SERVICE CLASSIFICATION

This classification applies to an account for roadway lighting with a Municipality, Regional Municipality, Ministry of Transportation and private roadway lighting, controlled by photo cells. The consumption for these customers will be based on the calculated connected load times the required lighting times established in the approved Ontario Energy Board street lighting load shape template. Class B consumers are defined in accordance with O. Reg. 429/04. Further servicing details are available in the distributor's Conditions of Service.

APPLICATION

The application of these rates and charges shall be in accordance with the Licence of the Distributor and any Code or Order of the Ontario Energy Board, and amendments thereto as approved by the Ontario Energy Board, which may be applicable to the administration of this schedule.

No rates and charges for the distribution of electricity and charges to meet the costs of any work or service done or furnished for the purpose of the distribution of electricity shall be made except as permitted by this schedule, unless required by the Distributor's Licence or a Code or Order of the Ontario Energy Board, and amendments thereto as approved by the Ontario Energy Board, or as specified herein.

Unless specifically noted, this schedule does not contain any charges for the electricity commodity, be it under the Regulated Price Plan, a contract with a retailer or the wholesale market price, as applicable. In addition, the charges in the MONTHLY RATES AND CHARGES - Regulatory Component of this schedule do not apply to a customer that is an embedded wholesale market participant.

It should be noted that this schedule does not list any charges, assessments or credits that are required by law to be invoiced by a distributor and that are not subject to Ontario Energy Board approval, such as the Global Adjustment and the HST.

MONTHLY RATES AND CHARGES - Delivery Component

Service Charge (per device)	\$	0.37
Distribution Volumetric Rate	\$/kW	10.4055
Low Voltage Service Rate	\$/kW	0.0878
Rate Rider for Disposition of Deferral/Variance Accounts (2022) - effective until December 31, 2022	\$/kW	(0.1764)
Retail Transmission Rate - Network Service Rate	\$/kW	2.5922
Retail Transmission Rate - Line and Transformation Connection Service Rate	\$/kW	0.6299

MONTHLY RATES AND CHARGES - Regulatory Component

Wholesale Market Service Rate (WMS) - not including CBR	\$/kWh	0.0030
Capacity Based Recovery (CBR) - Applicable for Class B Customers	\$/kWh	0.0004
Rural or Remote Electricity Rate Protection Charge (RRRP)	\$/kWh	0.0005
Standard Supply Service - Administrative Charge (if applicable)	\$	0.25

Waterloo North Hydro Inc.
TARIFF OF RATES AND CHARGES
Effective and Implementation Date January 1, 2022
This schedule supersedes and replaces all previously
approved schedules of Rates, Charges and Loss Factors

EB-2021-0062

microFIT SERVICE CLASSIFICATION

This classification applies to an electricity generation facility contracted under the Independent Electricity System Operator's microFIT program and connected to the distributor's distribution system. Further servicing details are available in the distributor's Conditions of Service.

APPLICATION

The application of these rates and charges shall be in accordance with the Licence of the Distributor and any Code or Order of the Ontario Energy Board, and amendments thereto as approved by the Ontario Energy Board, which may be applicable to the administration of this schedule.

No rates and charges for the distribution of electricity and charges to meet the costs of any work or service done or furnished for the purpose of the distribution of electricity shall be made except as permitted by this schedule, unless required by the Distributor's Licence or a Code or Order of the Ontario Energy Board, and amendments thereto as approved by the Ontario Energy Board, or as specified herein.

Unless specifically noted, this schedule does not contain any charges for the electricity commodity, be it under the Regulated Price Plan, a contract with a retailer or the wholesale market price, as applicable.

It should be noted that this schedule does not list any charges, assessments or credits that are required by law to be invoiced by a distributor and that are not subject to Ontario Energy Board approval, such as the Global Adjustment and the HST.

MONTHLY RATES AND CHARGES - Delivery Component

Service Charge	\$	4.55
----------------	----	------

Waterloo North Hydro Inc.
TARIFF OF RATES AND CHARGES
Effective and Implementation Date January 1, 2022
This schedule supersedes and replaces all previously
approved schedules of Rates, Charges and Loss Factors

EB-2021-0062

EMBEDDED DISTRIBUTOR SERVICE CLASSIFICATION

This classification applies to an electricity distributor licensed by the Ontario Energy Board that is provided electricity by means of this distributor's facilities. Class B consumers are defined in accordance with O. Reg. 429/04. Further servicing details are available in the distributor's Conditions of Service.

APPLICATION

The application of these rates and charges shall be in accordance with the Licence of the Distributor and any Code or Order of the Ontario Energy Board, and amendments thereto as approved by the Ontario Energy Board, which may be applicable to the administration of this schedule.

No rates and charges for the distribution of electricity and charges to meet the costs of any work or service done or furnished for the purpose of the distribution of electricity shall be made except as permitted by this schedule, unless required by the Distributor's Licence or a Code or Order of the Ontario Energy Board, and amendments thereto as approved by the Ontario Energy Board, or as specified herein.

Unless specifically noted, this schedule does not contain any charges for the electricity commodity, be it under the Regulated Price Plan, a contract with a retailer or the wholesale market price, as applicable. In addition, the charges in the MONTHLY RATES AND CHARGES - Regulatory Component of this schedule do not apply to a customer that is an embedded wholesale market participant.

It should be noted that this schedule does not list any charges, assessments or credits that are required by law to be invoiced by a distributor and that are not subject to Ontario Energy Board approval, such as the Global Adjustment and the HST.

MONTHLY RATES AND CHARGES - Delivery Component

Distribution Volumetric Rate	\$/kW	0.0221
Rate Rider for Disposition of Deferral/Variance Accounts (2022) - effective until December 31, 2022	\$/kW	(0.2127)

MONTHLY RATES AND CHARGES - Regulatory Component

Wholesale Market Service Rate (WMS) - not including CBR	\$/kWh	0.0030
Capacity Based Recovery (CBR) - Applicable for Class B Customers	\$/kWh	0.0004
Rural or Remote Electricity Rate Protection Charge (RRRP)	\$/kWh	0.0005
Standard Supply Service - Administrative Charge (if applicable)	\$	0.25

ALLOWANCES

Transformer Allowance for Ownership - per kW of billing demand/month	\$/kW	(0.60)
Primary Metering Allowance for Transformer Losses - applied to measured demand & energy	%	(1.00)

Waterloo North Hydro Inc.
TARIFF OF RATES AND CHARGES
Effective and Implementation Date January 1, 2022
This schedule supersedes and replaces all previously
approved schedules of Rates, Charges and Loss Factors

EB-2021-0062

SPECIFIC SERVICE CHARGES**APPLICATION**

The application of these rates and charges shall be in accordance with the Licence of the Distributor and any Code or Order of the Ontario Energy Board, and amendments thereto as approved by the Ontario Energy Board, which may be applicable to the administration of this schedule.

No charges to meet the costs of any work or service done or furnished for the purpose of the distribution of electricity shall be made except as permitted by this schedule, unless required by the Distributor's Licence or a Code or Order of the Ontario Energy Board, and amendments thereto as approved by the Ontario Energy Board, or as specified herein.

It should be noted that this schedule does not list any charges, assessments or credits that are required by law to be invoiced by a distributor and that are not subject to Ontario Energy Board approval, such as the Global Adjustment and the HST.

Customer Administration

Easement letter	\$	15.00
Returned cheque (plus bank charges)	\$	15.00
Duplicate invoices for previous billing	\$	15.00
Income tax letter	\$	15.00
Account set up charge / change of occupancy charge (plus credit agency costs if applicable)	\$	30.00
Meter dispute charge plus Measurement Canada fees (if meter found correct)	\$	30.00

Non-Payment of Account

Late payment - per month (effective annual rate 19.56% per annum or 0.04896% compounded daily rate)	%	1.50
Reconnection at meter - during regular hours	\$	65.00
Reconnection at meter - after regular hours	\$	185.00

Other

Specific charge for access to the power poles - \$/pole/year (with the exception of wireless attachments) - Approved on an Interim Basis	\$	44.50
Owner Requested Disconnection/Reconnection at Meter – During Regular Hours	\$	130.00
Owner Requested Disconnection/Reconnection at Meter – After Regular Hours	\$	335.00
Owner Requested Disconnection/Reconnection at Pole/Transformer – During Regular Hours	\$	310.00
Owner Requested Disconnection/Reconnection at Pole/Transformer – After Regular Hours	\$	685.00

Waterloo North Hydro Inc.
TARIFF OF RATES AND CHARGES
Effective and Implementation Date January 1, 2022
This schedule supersedes and replaces all previously
approved schedules of Rates, Charges and Loss Factors

EB-2021-0062

RETAIL SERVICE CHARGES (if applicable)

APPLICATION

The application of these rates and charges shall be in accordance with the Licence of the Distributor and any Code or Order of the Ontario Energy Board, and amendments thereto as approved by the Ontario Energy Board, which may be applicable to the administration of this schedule.

No rates and charges for the distribution of electricity and charges to meet the costs of any work or service done or furnished for the purpose of the distribution of electricity shall be made except as permitted by this schedule, unless required by the Distributor's Licence or a Code or Order of the Ontario Energy Board, and amendments thereto as approved by the Ontario Energy Board, or as specified herein.

Unless specifically noted, this schedule does not contain any charges for the electricity commodity, be it under the Regulated Price Plan, a contract with a retailer or the wholesale market price, as applicable.

It should be noted that this schedule does not list any charges, assessments or credits that are required by law to be invoiced by a distributor and that are not subject to Ontario Energy Board approval, such as the Global Adjustment and the HST.

Retail Service Charges refer to services provided by a distributor to retailers or customers related to the supply of competitive electricity

One-time charge, per retailer, to establish the service agreement between the distributor and the retailer	\$	107.68
Monthly Fixed Charge, per retailer	\$	43.08
Monthly Variable Charge, per customer, per retailer	\$/cust.	1.07
Distributor-consolidated billing monthly charge, per customer, per retailer	\$/cust.	0.64
Retailer-consolidated billing monthly credit, per customer, per retailer	\$/cust.	(0.64)
Service Transaction Requests (STR)		
Request fee, per request, applied to the requesting party	\$	0.54
Processing fee, per request, applied to the requesting party	\$	1.07
Request for customer information as outlined in Section 10.6.3 and Chapter 11 of the Retail Settlement Code directly to retailers and customers, if not delivered electronically through the Electronic Business Transaction (EBT) system, applied to the requesting party		
Up to twice a year	\$	no charge
More than twice a year, per request (plus incremental delivery costs)	\$	4.31
Notice of switch letter charge, per letter (unless the distributor has opted out of applying the charge as per the Ontario Energy Board's Decision and Order EB-2015-0304, issued on February 14, 2019)	\$	2.15

LOSS FACTORS

If the distributor is not capable of prorating changed loss factors jointly with distribution rates, the revised loss factors will be implemented upon the first subsequent billing for each billing cycle.

Total Loss Factor - Secondary Metered Customer < 5,000 kW	1.0353
Total Loss Factor - Secondary Metered Customer > 5,000 kW	1.0136
Total Loss Factor - Primary Metered Customer < 5,000 kW	1.0250
Total Loss Factor - Primary Metered Customer > 5,000 kW	1.0036

Attachment D

2021 Cost of Service Settlement Agreement



Ontario | Commission
Energy | de l'énergie
Board | de l'Ontario

DECISION AND RATE ORDER

EB-2020-0059

WATERLOO NORTH HYDRO INC.

**Application for electricity distribution rates and other charges
beginning January 1, 2021**

BEFORE: Emad Elsayed
Presiding Commissioner

Cathy Spoel
Commissioner

Michael Janigan
Commissioner

December 10, 2020

TABLE OF CONTENTS

1	INTRODUCTION AND SUMMARY.....	1
2	THE PROCESS	3
3	DECISION.....	4
4	IMPLEMENTATION.....	6
5	ORDER	7
	SCHEDULE A.....	9
	SCHEDULE B.....	10

1 INTRODUCTION AND SUMMARY

Waterloo North Hydro Inc. (Waterloo North Hydro) filed an application with the Ontario Energy Board (OEB) to change its electricity distribution rates effective January 1, 2021. Under section 78 of the *Ontario Energy Board Act, 1998*¹, a distributor must apply to the OEB to change the rates it charges its customers.

Waterloo North Hydro provides electricity distribution services to approximately 58,000 customers in the City of Waterloo, the Township of Wellesley, and the Township of Woolwich.

The OEB's *Renewed Regulatory Framework for Electricity* (RRF)² and *Handbook for Utility Rate Applications*³ provide distributors with performance-based rate application options that support the cost-effective planning and efficient operation of a distribution network. This framework provides an appropriate alignment between a sustainable, financially viable electricity sector and the expectations of customers for reliable service at a reasonable price.

Waterloo North Hydro asked the OEB to approve its rates for five years using the Price Cap Incentive rate-setting (IR) option. With an approved test year (2021), Waterloo North Hydro can apply to have its rates adjusted mechanistically in each of the following four years based on inflation and the OEB's assessment of Waterloo North Hydro's efficiency.

A settlement conference was held on October 14 and 15, 2020, which was attended by Waterloo North Hydro and the intervenors in this proceeding, namely: Energy Probe Research Foundation (EP), School Energy Coalition (SEC), Vulnerable Energy Consumers Coalition (VECC), Consumers Council of Canada (CCC), Environmental Defense (ED), and Hydro One Networks Inc (Hydro One) (collectively, the parties). OEB staff also attended the conference but was not a party to the settlement. On November 16, 2020, the parties filed a settlement proposal, which represented a complete settlement on all issues.

Having considered the settlement proposal and submissions of OEB staff, the OEB approves the settlement proposal as filed.

¹ *Ontario Energy Board Act, 1998* S.O. 1998, c. 15, Schedule. B

² *Renewed Regulatory Framework for Electricity Distributors: A Performance-Based Approach*, October 18, 2012

³ *Handbook for Utility Rate Applications*, October 13, 2016

As a result of this Decision and Rate Order, it is estimated that for a typical residential customer with a monthly consumption of 750 kWh, the total bill impact will be a decrease of \$0.21 per month before taxes or 0.14%.

2 THE PROCESS

Waterloo North Hydro filed an application on June 30, 2020 for 2021 rates under the Price-Cap IR option of the RRF. The OEB issued a Notice of Hearing on July 20, 2020, inviting parties to apply for intervenor status. EP, SEC, VECC, CCC, ED, and Hydro One were granted intervenor status. EP, SEC, VECC, CCC, and ED were also granted cost award eligibility. OEB staff also participated in this proceeding.

The OEB received two letters of comment, which were placed on the record of this proceeding. These comments were taken into consideration during the evaluation of the application by the OEB.

The OEB issued Procedural Order No. 1 on August 24, 2020. This order established, among other things, the timetable for a written interrogatory discovery process and a settlement conference. Waterloo North Hydro responded to the interrogatories and follow-up questions submitted by OEB staff and the intervenors. The OEB issued its approved Issues List on October 9, 2020.

A settlement conference took place on October 14 and 15, 2020. Waterloo North Hydro filed a settlement proposal with the OEB on November 16, 2020 (see Schedule B attached). OEB staff filed its submissions regarding the settlement proposal on November 23, 2020.

3 DECISION

The settlement proposal addressed all issues on the OEB's approved Issues List for this proceeding and represented the parties' full settlement on all the issues. The settlement proposal contained further explanation and rationale on specific issues for the OEB to consider.

Key features of the settlement proposal included:

- Reduction of \$550k in test year capital expenditures for 2021.
- Operations, Maintenance & Administration (OM&A) cost reduction of \$775k for 2021.
- Waterloo North Hydro agreed to prepare a plan over the course of 2020-2021 to reduce distribution losses as much as reasonably possible through cost-effective measures. Waterloo North Hydro also agreed to implement as many of the cost-effective measures set out in that plan as reasonably possible in 2022-2025 and to incorporate the remaining measures in its next distribution system plan.
- The parties agreed that the Retail Service Charges and the Pole Attachment Charge will be updated with 2021 values once they are made available by the OEB.

The OEB issued its Decision and Rate Order on the Retail Service Charges on December 3, 2020⁴ and the Retail Service Charges in the settlement proposal reflect these charges. The OEB issued an Order for the Pole Attachment Charge on December 10, 2020, which suspended the 2021 inflationary increase. The current charge of \$44.50 will remain in effect as of January 1, 2021 on an interim basis, until further notice.⁵

OEB staff filed a submission on November 23, 2020 supporting the settlement proposal.

Findings

The OEB approves the settlement proposal as filed. The OEB finds that implementation of the settlement proposal will result in reasonable outcomes for both Waterloo North Hydro and its customers. The approved Tariff of Rates and Charges is attached in Schedule A to this Decision and Rate Order.

⁴ EB-2020-0285 Decision and Rate Order, December 3, 2020

⁵ EB-2020-0288 Order, December 10, 2020

The OEB has the following specific comments on certain aspects of the settlement proposal.

- Reductions in Waterloo North Hydro's proposed capital expenditures and OM&A costs are reasonable and should not compromise the safety and reliability of Waterloo North Hydro's distribution system.
- The OEB finds that the estimated bill impact in each rate class, resulting from the settlement proposal, is reasonable. For a typical residential customer with a monthly consumption of 750 kWh, the total bill impact as a result of the settlement proposal is a decrease of \$0.21 per month before tax or 0.14%.
- The OEB agrees with Waterloo North Hydro's commitment to prepare, file and implement a plan to reduce distribution line losses as much as reasonably possible through cost effective measures.
- The effective date of the rates arising from the settlement proposal of January 1, 2021, is appropriate given the unanticipated impact of COVID-19 and the parties' ability to reach a complete settlement.

The approved settlement proposal is attached as Schedule B.

4 IMPLEMENTATION

The new rates approved in this Decision and Rate Order are to be effective January 1, 2021.

Included in the settlement proposal, Waterloo North Hydro filed tariff sheets and detailed supporting material, including all relevant calculations showing the impact of the implementation of the settlement on its revenue requirement, the allocation of the revenue requirement to its rate classes and the determination of the final rates and rate riders, including bill impacts.

The OEB updated the Pole Attachment Charge as per the Order issued on December 10, 2020. The OEB also made some changes to the wording on the tariff sheets attached to the settlement proposal in order to ensure consistency with the tariff sheets of other Ontario electricity distributors. The final approved Tariffs of Rates and Charges are attached as Schedule A to this Decision and Rate Order.

EP, SEC, VECC, CCC, and ED are eligible to apply for cost awards in this proceeding. The OEB has made provision in this Decision and Rate Order for these intervenors to file their cost claims. The OEB will issue its cost awards decision after the steps outlined in the following Order section are completed.

5 ORDER

THE ONTARIO ENERGY BOARD ORDERS THAT:

1. The Tariffs of Rates and Charges set out in Schedule A of this Decision and Rate Order are approved as final effective January 1, 2021. The Tariffs of Rates and Charges will apply to electricity consumed, or estimated to have been consumed, on and after January 1, 2021. Waterloo North Hydro Inc. shall notify its customers of the rate changes no later than the delivery of the first bill reflecting the new final rates.
2. Intervenors shall submit their cost claims with the OEB and forward to Waterloo North Hydro Inc. by **January 5, 2021**.
3. Waterloo North Hydro Inc. shall file with the OEB and forward to intervenors any objections to the claimed costs by **January 12, 2021**.
4. Intervenors, to which Waterloo North Hydro Inc. filed an objection to the claimed costs, shall file with the OEB and forward to Waterloo North Hydro Inc. any responses to any objections for cost claims by **January 19, 2021**.
5. Waterloo North Hydro Inc. shall pay the OEB's costs incidental to this proceeding upon receipt of the OEB's invoice.

All materials filed with the OEB must quote the file number, **EB-2020-0059**, and be submitted in a searchable/unrestricted PDF format with a digital signature through the OEB's web portal at <https://pes.ontarioenergyboard.ca/eservice>. Filings must clearly state the sender's name, postal address, telephone number, fax number and e-mail address. Parties must use the document naming conventions and document submission standards outlined in the [Regulatory Electronic Submission System \(RESS\) Document Guidelines](#) found at www.oeb.ca/industry. We encourage the use of RESS; however, parties who have not yet [set up an account](#), may email their documents to registrar@oeb.ca.

All communications should be directed to the attention of the Registrar at the address below and be received no later than 4:45 p.m. on the required date.

With respect to distribution lists for all electronic correspondence and materials related to this proceeding, parties must include the Case Manager, Donald Lau at donald.lau@oeb.ca and OEB Counsel, Ljuba Djurdjevic at ljuba.djurdjevic@oeb.ca.

DATED at Toronto **December 10, 2020**

ONTARIO ENERGY BOARD

Original Signed By

Christine E. Long
Registrar

SCHEDULE A
DECISION AND ORDER
WATERLOO NORTH HYDRO INC.
FINAL RATE ORDER
EB-2020-0059
DECEMBER 10, 2020

Waterloo North Hydro Inc.
TARIFF OF RATES AND CHARGES
Effective and Implementation Date January 1, 2021
This schedule supersedes and replaces all previously
approved schedules of Rates, Charges and Loss Factors

EB-2020-0059

RESIDENTIAL SERVICE CLASSIFICATION

This classification applies to an account taking electricity at 750 volts or less where the electricity is used exclusively in a separate metered living accommodation. Customers shall be residing in single-dwelling units that consist of a detached house or one unit of a semi-detached, duplex, triplex or quadruplex house, with a residential zoning. Separately metered dwellings within a town house complex or apartment building also qualify as residential customers. All customers are single-phase. Class B consumers are defined in accordance with O. Reg. 429/04. Further servicing details are available in the distributor's Conditions of Service.

APPLICATION

The application of these rates and charges shall be in accordance with the Licence of the Distributor and any Code or Order of the Ontario Energy Board, and amendments thereto as approved by the Ontario Energy Board, which may be applicable to the administration of this schedule.

No rates and charges for the distribution of electricity and charges to meet the costs of any work or service done or furnished for the purpose of the distribution of electricity shall be made except as permitted by this schedule, unless required by the Distributor's Licence or a Code or Order of the Ontario Energy Board, and amendments thereto as approved by the Ontario Energy Board, or as specified herein.

Unless specifically noted, this schedule does not contain any charges for the electricity commodity, be it under the Regulated Price Plan, a contract with a retailer or the wholesale market price, as applicable. In addition, the charges in the MONTHLY RATES AND CHARGES - Regulatory Component of this schedule do not apply to a customer that is an embedded wholesale market participant.

It should be noted that this schedule does not list any charges, assessments or credits that are required by law to be invoiced by a distributor and that are not subject to Ontario Energy Board approval, such as the Global Adjustment and the HST.

MONTHLY RATES AND CHARGES - Delivery Component

Service Charge	\$	32.73
Rate Rider for Disposition of Group 2 Accounts (2021) - effective until December 31, 2021	\$	(0.93)
Smart Metering Entity Charge - effective until December 31, 2022	\$	0.57
Low Voltage Service Rate	\$/kWh	0.0003
Rate Rider for Disposition of Deferral/Variance Accounts (2021) - effective until December 31, 2021	\$/kWh	(0.0002)
Rate Rider for Disposition of Lost Revenue Adjustment Mechanism Variance Account (LRAMVA) (2021) - effective until December 31, 2021	\$/kWh	0.0012
Retail Transmission Rate - Network Service Rate	\$/kWh	0.0071
Retail Transmission Rate - Line and Transformation Connection Service Rate	\$/kWh	0.0025

MONTHLY RATES AND CHARGES - Regulatory Component

Wholesale Market Service Rate (WMS) - not including CBR	\$/kWh	0.0030
Capacity Based Recovery (CBR) - Applicable for Class B Customers	\$/kWh	0.0004
Rural or Remote Electricity Rate Protection Charge (RRRP)	\$/kWh	0.0005
Standard Supply Service - Administrative Charge (if applicable)	\$	0.25

Waterloo North Hydro Inc.
TARIFF OF RATES AND CHARGES
Effective and Implementation Date January 1, 2021
This schedule supersedes and replaces all previously
approved schedules of Rates, Charges and Loss Factors

EB-2020-0059

GENERAL SERVICE LESS THAN 50 KW SERVICE CLASSIFICATION

This classification applies to a non residential account taking electricity at 750 volts or less whose average monthly maximum demand is less than, or is forecast to be less than, 50 kW. Class B consumers are defined in accordance with O. Reg. 429/04. Further servicing details are available in the distributor's Conditions of Service.

APPLICATION

The application of these rates and charges shall be in accordance with the Licence of the Distributor and any Code or Order of the Ontario Energy Board, and amendments thereto as approved by the Ontario Energy Board, which may be applicable to the administration of this schedule.

No rates and charges for the distribution of electricity and charges to meet the costs of any work or service done or furnished for the purpose of the distribution of electricity shall be made except as permitted by this schedule, unless required by the Distributor's Licence or a Code or Order of the Ontario Energy Board, and amendments thereto as approved by the Ontario Energy Board, or as specified herein.

Unless specifically noted, this schedule does not contain any charges for the electricity commodity, be it under the Regulated Price Plan, a contract with a retailer or the wholesale market price, as applicable. In addition, the charges in the MONTHLY RATES AND CHARGES - Regulatory Component of this schedule do not apply to a customer that is an embedded wholesale market participant.

It should be noted that this schedule does not list any charges, assessments or credits that are required by law to be invoiced by a distributor and that are not subject to Ontario Energy Board approval, such as the Global Adjustment and the HST.

MONTHLY RATES AND CHARGES - Delivery Component

Service Charge	\$	33.71
Smart Metering Entity Charge - effective until December 31, 2022	\$	0.57
Rate Rider for Disposition of Deferral/Variance Accounts (2021) - effective until December 31, 2021	\$/kWh	(0.0002)
Rate Rider for Disposition of Group 2 Accounts (2021) - effective until December 31, 2021	\$/kWh	(0.0014)
Rate Rider for Disposition of Lost Revenue Adjustment Mechanism Variance Account (LRAMVA) (2021) - effective until December 31, 2021	\$/kWh	0.0005
Distribution Volumetric Rate	\$/kWh	0.0174
Low Voltage Service Rate	\$/kWh	0.0003
Retail Transmission Rate - Network Service Rate	\$/kWh	0.0066
Retail Transmission Rate - Line and Transformation Connection Service Rate	\$/kWh	0.0023

MONTHLY RATES AND CHARGES - Regulatory Component

Wholesale Market Service Rate (WMS) - not including CBR	\$/kWh	0.0030
Capacity Based Recovery (CBR) - Applicable for Class B Customers	\$/kWh	0.0004
Rural or Remote Electricity Rate Protection Charge (RRRP)	\$/kWh	0.0005
Standard Supply Service - Administrative Charge (if applicable)	\$	0.25

Waterloo North Hydro Inc.
TARIFF OF RATES AND CHARGES
Effective and Implementation Date January 1, 2021
This schedule supersedes and replaces all previously
approved schedules of Rates, Charges and Loss Factors

EB-2020-0059

GENERAL SERVICE 50 TO 4,999 KW SERVICE CLASSIFICATION

This classification applies to a non residential account whose average monthly maximum demand used for billing purposes is equal to or greater than, or is forecast to be equal to or greater than, 50 kW but less than 5,000 kW. Class A and Class B consumers are defined in accordance with O. Reg. 429/04. Further servicing details are available in the distributor's Conditions of Service. Note that for the application of the Retail Transmission Rate - Network Service Rate and the Retail Transmission Rate - Line and Transformation Connection Service Rate the following sub-classifications apply: General Service 50 to 999 kW non-interval metered; General Service 50 to 999 kW interval metered; and General Service 1,000 to 4,999 kW interval metered.

APPLICATION

The application of these rates and charges shall be in accordance with the Licence of the Distributor and any Code or Order of the Ontario Energy Board, and amendments thereto as approved by the Ontario Energy Board, which may be applicable to the administration of this schedule.

No rates and charges for the distribution of electricity and charges to meet the costs of any work or service done or furnished for the purpose of the distribution of electricity shall be made except as permitted by this schedule, unless required by the Distributor's Licence or a Code or Order of the Ontario Energy Board, and amendments thereto as approved by the Ontario Energy Board, or as specified herein.

Unless specifically noted, this schedule does not contain any charges for the electricity commodity, be it under the Regulated Price Plan, a contract with a retailer or the wholesale market price, as applicable. In addition, the charges in the MONTHLY RATES AND CHARGES - Regulatory Component of this schedule do not apply to a customer that is an embedded wholesale market participant.

If included in the following listing of monthly rates and charges, the rate rider for the disposition of WMS - Sub-account CBR Class B is not applicable to wholesale market participants (WMP), customers that transitioned between Class A and Class B during the variance account accumulation period, or to customers that were in Class A for the entire period. Customers who transitioned are to be charged or refunded their share of the variance disposed through customer specific billing adjustments. This rate rider is to be consistently applied for the entire period to the sunset date of the rate rider. In addition, this rate rider is applicable to all new Class B customers.

If included in the following listing of monthly rates and charges, the rate rider for the disposition of Global Adjustment is only applicable to non-RPP Class B customers. It is not applicable to WMP, customers that transitioned between Class A and Class B during the variance account accumulation period, or to customers that were in Class A for the entire period. Customers who transitioned are to be charged or refunded their share of the variance disposed through customer specific billing adjustments. This rate rider is to be consistently applied for the entire period to the sunset date of the rate rider. In addition, this rate rider is applicable to all new non-RPP Class B customers.

It should be noted that this schedule does not list any charges, assessments or credits that are required by law to be invoiced by a distributor and that are not subject to Ontario Energy Board approval, such as the Global Adjustment and the HST.

MONTHLY RATES AND CHARGES - Delivery Component

Service Charge	\$	125.96
Rate Rider for Disposition of Deferral/Variance Accounts (2021) - effective until December 31, 2021	\$/kWh	0.0001
Rate Rider for Disposition of Deferral/Variance Accounts (2021) - effective until December 31, 2021 Applicable only for Non-Wholesale Market Participants	\$/kWh	(0.0003)
Rate Rider for Disposition of Group 2 Accounts (2021) - effective until December 31, 2021	\$/kWh	(0.0014)
Rate Rider for Disposition of Lost Revenue Adjustment Mechanism Variance Account (LRAMVA) (2021) - effective until December 31, 2021	\$/kWh	0.0012
Distribution Volumetric Rate	\$/kW	5.4651
Low Voltage Service Rate	\$/kW	0.1322

Issued - December 10, 2020

Waterloo North Hydro Inc.
TARIFF OF RATES AND CHARGES
Effective and Implementation Date January 1, 2021
This schedule supersedes and replaces all previously
approved schedules of Rates, Charges and Loss Factors

EB-2020-0059

Retail Transmission Rate - Network Service Rate - (less than 1,000 kW)	\$/kW	2.7044
Retail Transmission Rate - Network Service Rate - Interval Metered (less than 1,000 kW)	\$/kW	2.8725
Retail Transmission Rate - Network Service Rate - Interval Metered (1,000 to 4,999 kW)	\$/kW	2.8686
Retail Transmission Rate - Line and Transformation Connection Service Rate - (less than 1,000 kW) (see Gross Load Billing Note)	\$/kW	0.8821
Retail Transmission Rate - Line and Trans. Connection Service Rate - Interval Metered (less than 1,000 kW) (see Gross Load Billing Note)	\$/kW	1.1016
Retail Transmission Rate - Line and Trans. Connection Service Rate - Interval Metered (1,000 to 4,999 kW) (see Gross Load Billing Note)	\$/kW	1.1006

MONTHLY RATES AND CHARGES - Regulatory Component

Wholesale Market Service Rate (WMS) - not including CBR	\$/kWh	0.0030
Capacity Based Recovery (CBR) - Applicable for Class B Customers	\$/kWh	0.0004
Rural or Remote Electricity Rate Protection Charge (RRRP)	\$/kWh	0.0005
Standard Supply Service - Administrative Charge (if applicable)	\$	0.25

GROSS LOAD BILLING NOTE

The Billing Demand for Line and Transformation Connection Services is defined as the Non-Coincident Peak demand (MW) in any hour of the month. The customer demand in any hour is the sum of (a) the loss adjusted demand supplied from the distribution system plus (b) the demand that is supplied by embedded generation installed after October 30, 1998, which have installed capacity of 2 MW or more for renewable generation and 1 MW or higher for non-renewable generation. The term renewable generation refers to a facility that generates electricity from the following sources: wind, solar, Biomass, Bio-oil, Bio-gas, landfill gas, or water. The demand supplied by embedded generation will not be adjusted for loss.

Waterloo North Hydro Inc.
TARIFF OF RATES AND CHARGES
Effective and Implementation Date January 1, 2021
This schedule supersedes and replaces all previously
approved schedules of Rates, Charges and Loss Factors

EB-2020-0059

LARGE USE SERVICE CLASSIFICATION

This classification applies to an account whose average monthly maximum demand used for billing purposes is equal to or greater than, or is forecast to be equal to or greater than, 5,000 kW. Class A and Class B consumers are defined in accordance with O. Reg. 429/04. Further servicing details are available in the distributor's Conditions of Service.

APPLICATION

The application of these rates and charges shall be in accordance with the Licence of the Distributor and any Code or Order of the Ontario Energy Board, and amendments thereto as approved by the Ontario Energy Board, which may be applicable to the administration of this schedule.

No rates and charges for the distribution of electricity and charges to meet the costs of any work or service done or furnished for the purpose of the distribution of electricity shall be made except as permitted by this schedule, unless required by the Distributor's Licence or a Code or Order of the Ontario Energy Board, and amendments thereto as approved by the Ontario Energy Board, or as specified herein.

Unless specifically noted, this schedule does not contain any charges for the electricity commodity, be it under the Regulated Price Plan, a contract with a retailer or the wholesale market price, as applicable. In addition, the charges in the MONTHLY RATES AND CHARGES - Regulatory Component of this schedule do not apply to a customer that is an embedded wholesale market participant.

If included in the following listing of monthly rates and charges, the rate rider for the disposition of WMS - Sub-account CBR Class B is not applicable to wholesale market participants (WMP), customers that transitioned between Class A and Class B during the variance account accumulation period, or to customers that were in Class A for the entire period. Customers who transitioned are to be charged or refunded their share of the variance disposed through customer specific billing adjustments. This rate rider is to be consistently applied for the entire period to the sunset date of the rate rider. In addition, this rate rider is applicable to all new Class B customers.

If included in the following listing of monthly rates and charges, the rate rider for the disposition of Global Adjustment is only applicable to non-RPP Class B customers. It is not applicable to WMP, customers that transitioned between Class A and Class B during the variance account accumulation period, or to customers that were in Class A for the entire period. Customers who transitioned are to be charged or refunded their share of the variance disposed through customer specific billing adjustments. This rate rider is to be consistently applied for the entire period to the sunset date of the rate rider. In addition, this rate rider is applicable to all new non-RPP Class B customers.

It should be noted that this schedule does not list any charges, assessments or credits that are required by law to be invoiced by a distributor and that are not subject to Ontario Energy Board approval, such as the Global Adjustment and the HST.

MONTHLY RATES AND CHARGES - Delivery Component

Service Charge	\$	7,359.96
Rate Rider for Disposition of Deferral/Variance Accounts (2021) - effective until December 31, 2021	\$/kWh	(0.0002)
Rate Rider for Disposition of Group 2 Accounts (2021) - effective until December 31, 2021	\$/kWh	(0.0014)
Rate Rider for Disposition of Lost Revenue Adjustment Mechanism Variance Account (LRAMVA) (2021) - effective until December 31, 2021	\$/kWh	(0.0001)
Distribution Volumetric Rate	\$/kW	4.3424
Low Voltage Service Rate	\$/kW	0.1424
Retail Transmission Rate - Network Service Rate - Interval Metered	\$/kW	3.1803
Retail Transmission Rate - Line and Transformation Connection Service Rate - Interval Metered (see Gross Load Billing Note)	\$/kW	1.1055

Waterloo North Hydro Inc.
TARIFF OF RATES AND CHARGES
Effective and Implementation Date January 1, 2021
This schedule supersedes and replaces all previously
approved schedules of Rates, Charges and Loss Factors

EB-2020-0059

MONTHLY RATES AND CHARGES - Regulatory Component

Wholesale Market Service Rate (WMS) - not including CBR	\$/kWh	0.0030
Capacity Based Recovery (CBR) - Applicable for Class B Customers	\$/kWh	0.0004
Rural or Remote Electricity Rate Protection Charge (RRRP)	\$/kWh	0.0005
Standard Supply Service - Administrative Charge (if applicable)	\$	0.25

GROSS LOAD BILLING NOTE

The Billing Demand for Line and Transformation Connection Services is defined as the Non-Coincident Peak demand (MW) in any hour of the month. The customer demand in any hour is the sum of (a) the loss adjusted demand supplied from the distribution system plus (b) the demand that is supplied by embedded generation installed after October 30, 1998, which have installed capacity of 2 MW or more for renewable generation and 1 MW or higher for non-renewable generation. The term renewable generation refers to a facility that generates electricity from the following sources: wind, solar, Biomass, Bio-oil, Bio-gas, landfill gas, or water. The demand supplied by embedded generation will not be adjusted for loss.

Waterloo North Hydro Inc.
TARIFF OF RATES AND CHARGES
Effective and Implementation Date January 1, 2021
This schedule supersedes and replaces all previously
approved schedules of Rates, Charges and Loss Factors

EB-2020-0059

UNMETERED SCATTERED LOAD SERVICE CLASSIFICATION

This classification applies to an account taking electricity at 750 volts or less whose average monthly maximum demand is less than, or is forecast to be less than, 50 kW and the consumption is unmetered. Such connections include cable TV power packs, bus shelters, telephone booths, traffic lights, railway crossings, etc. The level of the consumption will be agreed to by the distributor and the customer, based on detailed manufacturer information/ documentation with regard to electrical consumption of the unmetered load or periodic monitoring of actual consumption. Class B consumers are defined in accordance with O. Reg. 429/04. Further servicing details are available in the distributor's Conditions of Service.

APPLICATION

The application of these rates and charges shall be in accordance with the Licence of the Distributor and any Code or Order of the Ontario Energy Board, and amendments thereto as approved by the Ontario Energy Board, which may be applicable to the administration of this schedule.

No rates and charges for the distribution of electricity and charges to meet the costs of any work or service done or furnished for the purpose of the distribution of electricity shall be made except as permitted by this schedule, unless required by the Distributor's Licence or a Code or Order of the Ontario Energy Board, and amendments thereto as approved by the Ontario Energy Board, or as specified herein.

Unless specifically noted, this schedule does not contain any charges for the electricity commodity, be it under the Regulated Price Plan, a contract with a retailer or the wholesale market price, as applicable. In addition, the charges in the MONTHLY RATES AND CHARGES - Regulatory Component of this schedule do not apply to a customer that is an embedded wholesale market participant.

It should be noted that this schedule does not list any charges, assessments or credits that are required by law to be invoiced by a distributor and that are not subject to Ontario Energy Board approval, such as the Global Adjustment and the HST.

MONTHLY RATES AND CHARGES - Delivery Component

Service Charge (per connection)	\$	11.20
Rate Rider for Disposition of Deferral/Variance Accounts (2021) - effective until December 31, 2021	\$/kWh	(0.0002)
Rate Rider for Disposition of Group 2 Accounts (2021) - effective until December 31, 2021	\$/kWh	(0.0014)
Distribution Volumetric Rate	\$/kWh	0.0147
Low Voltage Service Rate	\$/kWh	0.0003
Retail Transmission Rate - Network Service Rate	\$/kWh	0.0066
Retail Transmission Rate - Line and Transformation Connection Service Rate	\$/kWh	0.0023

MONTHLY RATES AND CHARGES - Regulatory Component

Wholesale Market Service Rate (WMS) - not including CBR	\$/kWh	0.0030
Capacity Based Recovery (CBR) - Applicable for Class B Customers	\$/kWh	0.0004
Rural or Remote Electricity Rate Protection Charge (RRRP)	\$/kWh	0.0005
Standard Supply Service - Administrative Charge (if applicable)	\$	0.25

Waterloo North Hydro Inc.
TARIFF OF RATES AND CHARGES
Effective and Implementation Date January 1, 2021
This schedule supersedes and replaces all previously
approved schedules of Rates, Charges and Loss Factors

EB-2020-0059

STREET LIGHTING SERVICE CLASSIFICATION

This classification applies to an account for roadway lighting with a Municipality, Regional Municipality, Ministry of Transportation and private roadway lighting, controlled by photo cells. The consumption for these customers will be based on the calculated connected load times the required lighting times established in the approved Ontario Energy Board street lighting load shape template. Class B consumers are defined in accordance with O. Reg. 429/04. Further servicing details are available in the distributor's Conditions of Service.

APPLICATION

The application of these rates and charges shall be in accordance with the Licence of the Distributor and any Code or Order of the Ontario Energy Board, and amendments thereto as approved by the Ontario Energy Board, which may be applicable to the administration of this schedule.

No rates and charges for the distribution of electricity and charges to meet the costs of any work or service done or furnished for the purpose of the distribution of electricity shall be made except as permitted by this schedule, unless required by the Distributor's Licence or a Code or Order of the Ontario Energy Board, and amendments thereto as approved by the Ontario Energy Board, or as specified herein.

Unless specifically noted, this schedule does not contain any charges for the electricity commodity, be it under the Regulated Price Plan, a contract with a retailer or the wholesale market price, as applicable. In addition, the charges in the MONTHLY RATES AND CHARGES - Regulatory Component of this schedule do not apply to a customer that is an embedded wholesale market participant.

It should be noted that this schedule does not list any charges, assessments or credits that are required by law to be invoiced by a distributor and that are not subject to Ontario Energy Board approval, such as the Global Adjustment and the HST.

MONTHLY RATES AND CHARGES - Delivery Component

Service Charge (per device)	\$	0.36
Rate Rider for Disposition of Deferral/Variance Accounts (2021) - effective until December 31, 2021	\$/kWh	(0.0003)
Rate Rider for Disposition of Group 2 Accounts (2021) - effective until December 31, 2021	\$/kWh	(0.0014)
Distribution Volumetric Rate	\$/kW	10.1024
Low Voltage Service Rate	\$/kW	0.0878
Retail Transmission Rate - Network Service Rate	\$/kW	2.0397
Retail Transmission Rate - Line and Transformation Connection Service Rate	\$/kW	0.6817

MONTHLY RATES AND CHARGES - Regulatory Component

Wholesale Market Service Rate (WMS) - not including CBR	\$/kWh	0.0030
Capacity Based Recovery (CBR) - Applicable for Class B Customers	\$/kWh	0.0004
Rural or Remote Electricity Rate Protection Charge (RRRP)	\$/kWh	0.0005
Standard Supply Service - Administrative Charge (if applicable)	\$	0.25

Waterloo North Hydro Inc.
TARIFF OF RATES AND CHARGES
Effective and Implementation Date January 1, 2021
This schedule supersedes and replaces all previously
approved schedules of Rates, Charges and Loss Factors

EB-2020-0059

microFIT SERVICE CLASSIFICATION

This classification applies to an electricity generation facility contracted under the Independent Electricity System Operator's microFIT program and connected to the distributor's distribution system. Further servicing details are available in the distributor's Conditions of Service.

APPLICATION

The application of these rates and charges shall be in accordance with the Licence of the Distributor and any Code or Order of the Ontario Energy Board, and amendments thereto as approved by the Ontario Energy Board, which may be applicable to the administration of this schedule.

No rates and charges for the distribution of electricity and charges to meet the costs of any work or service done or furnished for the purpose of the distribution of electricity shall be made except as permitted by this schedule, unless required by the Distributor's Licence or a Code or Order of the Ontario Energy Board, and amendments thereto as approved by the Ontario Energy Board, or as specified herein.

Unless specifically noted, this schedule does not contain any charges for the electricity commodity, be it under the Regulated Price Plan, a contract with a retailer or the wholesale market price, as applicable.

It should be noted that this schedule does not list any charges, assessments or credits that are required by law to be invoiced by a distributor and that are not subject to Ontario Energy Board approval, such as the Global Adjustment and the HST.

MONTHLY RATES AND CHARGES - Delivery Component

Service Charge	\$	4.55
----------------	----	------

Waterloo North Hydro Inc.
TARIFF OF RATES AND CHARGES
Effective and Implementation Date January 1, 2021
This schedule supersedes and replaces all previously
approved schedules of Rates, Charges and Loss Factors

EB-2020-0059

EMBEDDED DISTRIBUTOR SERVICE CLASSIFICATION

This classification applies to an electricity distributor licensed by the Ontario Energy Board that is provided electricity by means of this distributor's facilities. Class B consumers are defined in accordance with O. Reg. 429/04. Further servicing details are available in the distributor's Conditions of Service.

APPLICATION

The application of these rates and charges shall be in accordance with the Licence of the Distributor and any Code or Order of the Ontario Energy Board, and amendments thereto as approved by the Ontario Energy Board, which may be applicable to the administration of this schedule.

No rates and charges for the distribution of electricity and charges to meet the costs of any work or service done or furnished for the purpose of the distribution of electricity shall be made except as permitted by this schedule, unless required by the Distributor's Licence or a Code or Order of the Ontario Energy Board, and amendments thereto as approved by the Ontario Energy Board, or as specified herein.

Unless specifically noted, this schedule does not contain any charges for the electricity commodity, be it under the Regulated Price Plan, a contract with a retailer or the wholesale market price, as applicable. In addition, the charges in the MONTHLY RATES AND CHARGES - Regulatory Component of this schedule do not apply to a customer that is an embedded wholesale market participant.

It should be noted that this schedule does not list any charges, assessments or credits that are required by law to be invoiced by a distributor and that are not subject to Ontario Energy Board approval, such as the Global Adjustment and the HST.

MONTHLY RATES AND CHARGES - Delivery Component

Rate Rider for Disposition of Deferral/Variance Accounts (2021) - effective until December 31, 2021	\$/kWh	(0.0003)
Rate Rider for Disposition of Group 2 Accounts (2021) - effective until December 31, 2021	\$/kWh	(0.0014)
Distribution Volumetric Rate	\$/kW	0.0215

MONTHLY RATES AND CHARGES - Regulatory Component

Wholesale Market Service Rate (WMS) - not including CBR	\$/kWh	0.0030
Capacity Based Recovery (CBR) - Applicable for Class B Customers	\$/kWh	0.0004
Rural or Remote Electricity Rate Protection Charge (RRRP)	\$/kWh	0.0005
Standard Supply Service - Administrative Charge (if applicable)	\$	0.25

ALLOWANCES

Transformer Allowance for Ownership - per kW of billing demand/month	\$/kW	(0.60)
Primary Metering Allowance for Transformer Losses - applied to measured demand & energy	%	(1.00)

Waterloo North Hydro Inc.
TARIFF OF RATES AND CHARGES
Effective and Implementation Date January 1, 2021
This schedule supersedes and replaces all previously
approved schedules of Rates, Charges and Loss Factors

EB-2020-0059

SPECIFIC SERVICE CHARGES**APPLICATION**

The application of these rates and charges shall be in accordance with the Licence of the Distributor and any Code or Order of the Ontario Energy Board, and amendments thereto as approved by the Ontario Energy Board, which may be applicable to the administration of this schedule.

No charges to meet the costs of any work or service done or furnished for the purpose of the distribution of electricity shall be made except as permitted by this schedule, unless required by the Distributor's Licence or a Code or Order of the Ontario Energy Board, and amendments thereto as approved by the Ontario Energy Board, or as specified herein.

It should be noted that this schedule does not list any charges, assessments or credits that are required by law to be invoiced by a distributor and that are not subject to Ontario Energy Board approval, such as the Global Adjustment and the HST.

Customer Administration

Easement letter	\$	15.00
Returned cheque (plus bank charges)	\$	15.00
Duplicate invoices for previous billing	\$	15.00
Income tax letter	\$	15.00
Account set up charge / change of occupancy charge (plus credit agency costs if applicable)	\$	30.00
Meter dispute charge plus Measurement Canada fees (if meter found correct)	\$	30.00

Non-Payment of Account

Late payment - per month (effective annual rate 19.56% per annum or 0.04896% compounded daily rate)	%	1.50
Reconnection at meter - during regular hours	\$	65.00
Reconnection at meter - after regular hours	\$	185.00

Other

Specific charge for access to the power poles - \$/pole/year (with the exception of wireless attachments) - Approved on an Interim Basis	\$	44.50
Owner Requested Disconnection/Reconnection at Meter – During Regular Hours	\$	130.00
Owner Requested Disconnection/Reconnection at Meter – After Regular Hours	\$	335.00
Owner Requested Disconnection/Reconnection at Pole/Transformer – During Regular Hours	\$	310.00
Owner Requested Disconnection/Reconnection at Pole/Transformer – After Regular Hours	\$	685.00

Waterloo North Hydro Inc.
TARIFF OF RATES AND CHARGES
Effective and Implementation Date January 1, 2021
This schedule supersedes and replaces all previously
approved schedules of Rates, Charges and Loss Factors

EB-2020-0059

RETAIL SERVICE CHARGES (if applicable)

APPLICATION

The application of these rates and charges shall be in accordance with the Licence of the Distributor and any Code or Order of the Ontario Energy Board, and amendments thereto as approved by the Ontario Energy Board, which may be applicable to the administration of this schedule.

No rates and charges for the distribution of electricity and charges to meet the costs of any work or service done or furnished for the purpose of the distribution of electricity shall be made except as permitted by this schedule, unless required by the Distributor's Licence or a Code or Order of the Ontario Energy Board, and amendments thereto as approved by the Ontario Energy Board, or as specified herein.

Unless specifically noted, this schedule does not contain any charges for the electricity commodity, be it under the Regulated Price Plan, a contract with a retailer or the wholesale market price, as applicable.

It should be noted that this schedule does not list any charges, assessments or credits that are required by law to be invoiced by a distributor and that are not subject to Ontario Energy Board approval, such as the Global Adjustment and the HST.

Retail Service Charges refer to services provided by a distributor to retailers or customers related to the supply of competitive electricity

One-time charge, per retailer, to establish the service agreement between the distributor and the retailer	\$	104.24
Monthly Fixed Charge, per retailer	\$	41.70
Monthly Variable Charge, per customer, per retailer	\$/cust.	1.04
Distributor-consolidated billing monthly charge, per customer, per retailer	\$/cust.	0.62
Retailer-consolidated billing monthly credit, per customer, per retailer	\$/cust.	(0.62)
Service Transaction Requests (STR)		
Request fee, per request, applied to the requesting party	\$	0.52
Processing fee, per request, applied to the requesting party	\$	1.04
Request for customer information as outlined in Section 10.6.3 and Chapter 11 of the Retail Settlement Code directly to retailers and customers, if not delivered electronically through the Electronic Business Transaction (EBT) system, applied to the requesting party		
Up to twice a year	\$	no charge
More than twice a year, per request (plus incremental delivery costs)	\$	4.17
Notice of switch letter charge, per letter (unless the distributor has opted out of applying the charge as per the Ontario Energy Board's Decision and Order EB-2015-0304, issued on February 14, 2019)	\$	2.08

LOSS FACTORS

If the distributor is not capable of prorating changed loss factors jointly with distribution rates, the revised loss factors will be implemented upon the first subsequent billing for each billing cycle.

Total Loss Factor - Secondary Metered Customer < 5,000 kW	1.0353
Total Loss Factor - Secondary Metered Customer > 5,000 kW	1.0136
Total Loss Factor - Primary Metered Customer < 5,000 kW	1.0250
Total Loss Factor - Primary Metered Customer > 5,000 kW	1.0036

SCHEDULE B
DECISION AND ORDER
WATERLOO NORTH HYDRO INC.
SETTLEMENT PROPOSAL
EB-2020-0059
DECEMBER 10, 2020

John A.D. Vellone
T 416.367.6730
F 416.367.6749
jvellone@blg.com

Borden Ladner Gervais LLP
Bay Adelaide Centre, East Tower
22 Adelaide Street West
Toronto, ON, Canada M5H 4E3
T 416.367.6000
F 416.367.6749
blg.com



Flora Ho
T 416.367.6581
F 416.367.6749
fho@blg.com

November 16, 2020

Delivered by Email and RESS

Ms. Christine Long
Registrar
Ontario Energy Board
2300 Yonge Street
Suite 2701
Toronto, ON M4P 1E4

Dear Ms. Long:

**Re: OEB File No. EB-2020-0059
Waterloo North Hydro Inc. (“WNH”) 2021 Cost of Service Application
Settlement Proposal**

Pursuant to Procedural Order No. 2, please find enclosed WNH’s Settlement Proposal.

Filed concurrently with the Settlement Proposal are WNH’s Responses to Pre-Settlement Conference Clarification Questions.

Yours very truly,

BORDEN LADNER GERVAIS LLP

Per:

A handwritten signature in black ink, appearing to read 'Flora Ho', is written over a light blue horizontal line.

Flora Ho
Encl.

cc: Alyson Conrad, WNH
Albert Singh, WNH
Rene Gatién, WNH
Intervenors on record for EB-2020-0059

IN THE MATTER OF the *Ontario Energy Board Act*,
1998, S.O. 1998, c. 15, (Schedule B);

AND IN THE MATTER OF an application by Waterloo
North Hydro Inc. for an order approving just and reasonable
rates and other charges for electricity distribution beginning
January 1, 2021.

WATERLOO NORTH HYDRO INC.

SETTLEMENT PROPOSAL

NOVEMBER 16, 2020

**Waterloo North Hydro Inc.
EB-2020-0059
Settlement Proposal**

Table of Contents

1.0 PLANNING 10

1.1 Capital 10

Is the level of planned capital expenditures appropriate and is the rationale for planning and pacing choices appropriate and adequately explained, giving due consideration to:

- customer feedback and preferences
- productivity
- benchmarking of costs
- reliability and service quality
- impact on distribution rates
- trade-offs with OM&A spending
- government-mandated obligations
- the objectives of WNH and its customers
- the distribution system plan
- the business plan

1.2 OM&A 13

Is the level of planned OM&A expenditures appropriate and is the rationale for planning choices appropriate and adequately explained, giving due consideration to:

- customer feedback and preferences
- productivity
- benchmarking of costs
- reliability and service quality
- impact on distribution rates
- trade-offs with capital spending
- government-mandated obligations
- the objectives of WNH and its customers
- the distribution system plan
- the business plan

2.0 REVENUE REQUIREMENT 16

2.1 Are all elements of the revenue requirement reasonable, and have they been appropriately determined in accordance with OEB policies and practices?..... 16

2.2 Has the revenue requirement been accurately determined based on these elements? 19

2.3	Is the proposed shared services cost allocation methodology and the quantum appropriate?.....	24
2.4	Has Waterloo North Hydro appropriately considered measures to cost-effectively reduce distribution losses in its planning processes and included such measures where appropriate?.....	25
3.0	LOAD FORECAST, COST ALLOCATION AND RATE DESIGN.....	28
3.1	Are the proposed load and customer forecast, loss factors, CDM adjustments and resulting billing determinants appropriate, and, to the extent applicable, are they an appropriate reflection of the energy and demand requirements of Waterloo North Hydro’s customers?	28
3.2	Are the proposed cost allocation methodology, allocations, and revenue-to-cost ratios appropriate?.....	30
3.3	Are Waterloo North Hydro’s proposals for rate design appropriate?.....	31
3.4	Are the proposed Retail Transmission Service Rates and Low Voltage Service Rates appropriate?.....	34
3.5	Are the proposed standby charges for customers who have load displacement generation or storage equal to or exceeding 50kW in the General Service > 50kW and Large Use rate class appropriate?	36
3.6	Is the proposed use of gross load billing for retail service transmission rates for customers who have load displacement generation in the General Service > 50kW and Large Use rate class appropriate?	37
4.0	ACCOUNTING.....	38
4.1	Have all impacts of any changes in accounting standards, policies, estimates and adjustments been properly identified and recorded, and is the rate-making treatment of each of these impacts appropriate?.....	38
4.2	Are Waterloo North Hydro’s proposals for deferral and variance accounts, including the balances in the existing accounts and their disposition, requests for discontinuation of accounts, request for new accounts, and the continuation of existing accounts, appropriate?.....	39
5.0	OTHER.....	41
5.1	Are the Specific Service Charges, Retail Service Charges and Pole Attachment Charge appropriate?	41
5.2	Is the proposed effective date (i.e. January 1, 2021) for 2021 rates appropriate?	42
5.3	Has Waterloo North Hydro responded appropriately to the requirement to undertake a review of executive compensation incentive plans as outlined in the EB-2015-0108 Settlement Agreement?	43

APPENDICES

- Appendix A – Draft Tariff of Rates and Charges
- Appendix B – OEB Appendix 2-AB – Capital Expenditures Summary
- Appendix C – OEB Appendix 2-BA – 2021 Fixed Asset Continuity Schedule
- Appendix D – Revenue Requirement Workform
- Appendix E – Bill Impacts

LIVE EXCEL MODELS

In addition to the Appendices listed above, the following live excel models have been filed together with and form an integral part of this Settlement Proposal:

- Waterloo_Settlement_2020-Benchmarking-Spreadsheet-Forecast-Model_2021_COS_20201116
- Waterloo_Settlement_Chapter2_Appendices_2021_COS_20201116
- Waterloo_Settlement_Cost_Allocation_Model_2021_COS_20201116
- Waterloo_Settlement_Deferral_and_Variance_Account_Workform_2021_COS_20201116
- Waterloo_Settlement_Draft_Rate_Order_2021_COS_20201116
- Waterloo_Settlement_Load_Forecast_2021_COS_20201116
- Waterloo_Settlement_Load_Profile_Model_2021_COS_20201116
- Waterloo_Settlement_LRAMVA_Workform_2021_COS_20201116
- Waterloo_Settlement_PILs_Workform_2021_COS_20201116
- Waterloo_Settlement_Rev_Reqt_Workform_2021_COS_20201116
- Waterloo_Settlement_Tariff_Schedule_and_Bill_Impact_Model_2021_COS_20201116
- Waterloo_Settlement_RTISR_Workform_2021_COS_20201116

**Waterloo North Hydro Inc.
EB-2020-0059
Settlement Proposal**

Filed with OEB: November 16, 2020

Waterloo North Hydro Inc. (the “Applicant” or “WNH”) filed a Cost of Service application with the Ontario Energy Board (the “OEB”) on June 30, 2020 under section 78 of the *Ontario Energy Board Act, 1998*, S.O. 1998, c. 15, (Schedule B) (the “Act”), seeking approval for changes to the rates that WNH charges for electricity distribution and other charges, to be effective January 1, 2021 (OEB Docket Number EB-2020-0059) (the “Application”).

The OEB issued and published a Notice of Hearing dated July 20, 2020, and Procedural Order No. 1 on August 24, 2020, the latter of which required the parties to the proceeding to develop a proposed Issues List by October 8, 2020 and scheduled a Settlement Conference for October 14, 15, and 16, 2020.

WNH filed its Interrogatory Responses with the OEB on September 28, 2020, pursuant to which WNH updated several models and submitted them to the OEB as Excel documents. On October 8, 2020, following the Interrogatories, Ontario Energy Board staff (“OEB Staff”) submitted a proposed Issues List as agreed to by the parties. On October 9, 2020, the OEB issued its Decision on the proposed Issues List, approving the list submitted by OEB Staff (the “Issues List”). This Settlement Proposal is filed with the OEB in connection with the Application and is organized in accordance with the Issues List.

A Settlement Conference was convened on October 14, 2020 and continued to October 15, 2020, in accordance with the OEB’s *Rules of Practice and Procedure* (the “Rules”) and the OEB’s *Practice Direction on Settlement Conferences* (the “Practice Direction”).

Jim Faught acted as facilitator for the Settlement Conference which lasted for two days.

WNH and the following Intervenors (the “Intervenors”), participated in the Settlement Conference:

Consumers Council of Canada (“CCC”);
School Energy Coalition (“SEC”);
Energy Probe Research Foundation (“Energy Probe”);
Environmental Defence (“ED”);
Hydro One Networks Inc. (“Hydro One”); and
Vulnerable Energy Consumers Coalition (“VECC”).

WNH and the Intervenors are collectively referred to below as the “Parties”.

OEB staff also participated in the Settlement Conference. The role adopted by OEB staff is set out in page 5 of the Practice Direction. Although OEB staff is not a party to this Settlement Proposal,

as noted in the Practice Direction, OEB staff who did participate in the Settlement Conference are bound by the same confidentiality requirements that apply to the Parties to the proceeding.

This document is called a “Settlement Proposal” because it is a proposal by the Parties to the OEB to settle the issues in this proceeding. It is termed a proposal as between the Parties and the OEB. However, as between the Parties, and subject only to the OEB’s approval of this Settlement Proposal, this document is intended to be a legal agreement, creating mutual obligations, and binding and enforceable in accordance with its terms. As set forth later in this Preamble, this agreement is subject to a condition subsequent, that if it is not accepted by the OEB in its entirety, then unless amended by the Parties, it is null and void and of no further effect. In entering into this Agreement, the Parties understand and agree that, pursuant to the Act, the OEB has exclusive jurisdiction with respect to the interpretation and enforcement of the terms hereof.

The Parties acknowledge that this Settlement Conference is privileged and confidential in accordance with the Practice Direction. The Parties understand that confidentiality in that context does not have the same meaning as confidentiality in the OEB’s Practice Direction on Confidential Filings and the rules of that latter document do not apply. Instead, in this Settlement Conference, and in this Agreement, the Parties have interpreted “confidential” to mean that the documents and other information provided during the course of the Settlement Conference, the discussion of each issue, the offers and counter-offers, and the negotiations leading to the settlement – or not – of each issue during the Settlement Conference are strictly privileged and without prejudice. None of the foregoing is admissible as evidence in this proceeding, or otherwise, with one exception, the need to resolve a subsequent dispute over the interpretation of any provision of this Settlement Proposal. Further, the Parties shall not disclose those documents or other information to persons who were not attendees at the Settlement Conference. However, the Parties agree that “attendees” is deemed to include, in this context, persons who were not in attendance via video conference at the Settlement Conference but were a) any persons or entities that the Parties engage to assist them with the Settlement Conference, and b) any persons or entities from whom they seek instructions with respect to the negotiations; in each case provided that any such persons or entities have agreed to be bound by the same confidentiality provisions.

This Settlement Proposal provides a brief description of each of the settled and partially settled issues, as applicable, together with references to the evidence. The Parties agree that references to the “evidence” in this Settlement Proposal shall, unless the context otherwise requires, include (a) additional information included by the Parties in this Settlement Proposal; (b) the Appendices to this document; and (c) the evidence filed concurrently with this Settlement Proposal titled “Responses to Pre-Settlement Clarification Questions” (“Clarification Responses”). The supporting Parties for each settled and partially settled issue, as applicable, agree that the evidence in respect of that settled or partially settled issue, as applicable, is sufficient in the context of the overall settlement to support the proposed settlement, and the sum of the evidence in this proceeding provides an appropriate evidentiary record to support acceptance by the OEB of this Settlement Proposal.

There are Appendices to this Settlement Proposal which provide further support for the proposed settlement. The Parties acknowledge that the Appendices were prepared by WNH. While the

Intervenors have reviewed the Appendices, the Intervenors are relying on the accuracy of those Appendices and the underlying evidence in entering into this Settlement Proposal.

Outlined below are the final positions of the Parties following the Settlement Conference. For ease of reference, this Settlement Proposal follows the format of the final approved issues list for the Application attached to the Issues List Decision dated October 9, 2020.

The Parties are pleased to advise the OEB that they have reached a complete agreement with respect to the settlement of all of the issues in this proceeding. Specifically:

<p>“Complete Settlement” means an issue for which complete settlement was reached by all Parties, and if this Settlement Proposal is accepted by the OEB, the Parties will not adduce any evidence or argument during the oral hearing in respect of these issues.</p>	<p># issues settled: All</p>
<p>“Partial Settlement” means an issue for which there is partial settlement, as WNH and the Intervenors who take any position on the issue were able to agree on some, but not all, aspects of the particular issue. If this Settlement Proposal is accepted by the OEB, the Parties who take any position on the issue will only adduce evidence and argument during the hearing on those portions of the issues not addressed in this Settlement Proposal.</p>	<p># issues partially settled: None</p>
<p>“No Settlement” means an issue for which no settlement was reached. WNH and the Intervenors who take a position on the issue will adduce evidence and/or argument at the hearing on the issue.</p>	<p># issues not settled: None</p>

According to the Practice Direction (p. 3), the Parties must consider whether a Settlement Proposal should include an appropriate adjustment mechanism for any settled issue that may be affected by external factors. These adjustments are specifically set out in the text of the Settlement Proposal.

The Parties have settled the issues as a package and none of the parts of this Settlement Proposal are severable. If the OEB does not accept this Settlement Proposal in its entirety, then there is no settlement (unless the Parties agree in writing that any part(s) of this Settlement Proposal that the OEB does accept may continue as a valid settlement without inclusion of any part(s) that the OEB does not accept).

In the event that the OEB directs the Parties to make reasonable efforts to revise the Settlement Proposal, the Parties agree to use reasonable efforts to discuss any potential revisions, but no Party will be obligated to accept any proposed revision. The Parties agree that all of the Parties who took a position on a particular issue must agree with any revised Settlement Proposal as it relates to that issue, or decide to take no position on the issue, prior to its resubmission to the OEB.

Unless stated otherwise, the settlement of any particular issue in this proceeding and the positions of the Parties in this Settlement Proposal are without prejudice to the rights of Parties to raise the same issue and/or to take any position thereon in any other proceeding, whether or not WNH is a party to such proceeding.

Where in this Agreement, the Parties “Accept” the evidence of WNH, or the Parties or any of them “agree” to a revised term or condition, including a revised budget or forecast, then unless the Agreement expressly states to the contrary, the words “for the purpose of settlement of the issues herein” shall be deemed to qualify that acceptance or agreement.

SUMMARY

In reaching this complete settlement, the Parties have been guided by the Filing Requirements for 2021 rates, the approved Issues List attached as Schedule A to the OEB's Issues List Decision of October 9, 2020 and the Report of the OEB titled *Renewed Regulatory Framework for Electricity Distributors: A Performance-Based Approach* dated October 18, 2012 ("RRFE").

This Settlement Proposal reflects a complete settlement of the issues in this proceeding.

WNH has made changes to the Revenue Requirement as depicted below in Table A.

Table A: Revenue Requirement Summary

Description	Application	Interrogatories	Variance	Clarification Responses	Variance	Settlement	Variance	
	(a)	(b)	(c) = (b)-(a)	(d)	(e) = (d)-(b)	(f)	(g) = (f)-(d)	
Cost of Capital	Regulated Return on Capital	\$ 13,310,227	\$ 13,268,649	(41,578)	\$ 13,145,336	(123,313)	\$ 12,844,967	(300,369)
	Regulated Rate of Return	5.44%	5.44%	0.00%	5.44%	0.00%	5.27%	-0.17%
Rate Base and Capital Expenditures	Rate Base	\$ 244,685,394	\$ 243,921,059	(764,335)	\$ 241,654,168	(2,266,891)	\$ 243,626,447	1,972,279
	Net Fixed Assets	\$ 228,555,889	\$ 227,656,362	(899,527)	\$ 227,656,362	-	\$ 229,452,197	1,795,835
	Working Capital Base	\$ 215,060,066	\$ 216,862,634	1,802,568	\$ 186,637,423	(30,225,211)	\$ 188,990,003	2,352,580
	Working Capital Allowance	\$ 16,129,505	\$ 16,264,698	135,193	\$ 13,997,807	(2,266,891)	\$ 14,174,250	176,443
	Amortization	\$ 11,100,527	\$ 11,048,476	(52,051)	\$ 11,048,476	-	\$ 10,745,324	(303,152)
Operating Expenses	Taxes/PILs (Grossed Up)	\$ 889,324	\$ 782,126	(107,198)	\$ 754,272	(27,854)	\$ 631,833	(122,439)
	OM&A (Including Property Taxes and LEAP)	\$ 16,248,677	\$ 16,331,021	82,344	\$ 16,326,021	(5,000)	\$ 15,600,836	(725,185)
Revenue Requirement	Service Revenue Requirement	\$ 41,548,755	\$ 41,430,271	(118,484)	\$ 41,274,104	(156,167)	\$ 39,822,959	(1,451,145)
	Other Revenues	\$ 2,250,668	\$ 2,262,317	11,649	\$ 2,262,317	-	\$ 2,289,620	27,303
	Base Revenue Requirement	\$ 39,298,087	\$ 39,167,954	(130,133)	\$ 39,011,787	(156,167)	\$ 37,533,339	(1,478,448)
	Grossed Up Revenue Deficiency	\$ 2,624,364	\$ 2,417,050	(207,314)	\$ 2,260,883	(156,167)	\$ 782,864	(1,478,019)

The Bill Impacts as a result of this Settlement Agreement is summarized in Table B.

Table B: Summary of Bill Impacts

Rate Class	Usage		Distribution (Fixed and Volumetric)				Total Bill (Including HST)			
	kWh	kW	Current 2020	Proposed 2021	\$ Change	% Impact	Current 2020	Proposed 2021	\$ Change	% Impact
Residential	750		\$ 32.05	\$ 32.73	\$ 0.68	2.12%	\$ 117.63	\$ 117.47	-\$ 0.16	-0.14%
Residential	299		\$ 32.05	\$ 32.73	\$ 0.68	2.12%	\$ 62.67	\$ 62.48	-\$ 0.19	-0.30%
GS < 50 kW	2,000		\$ 67.31	\$ 68.51	\$ 1.20	1.78%	\$ 297.11	\$ 296.88	-\$ 0.23	-0.08%
GS > 50 kW	100,000	250	\$ 1,461.91	\$ 1,492.24	\$ 30.33	2.07%	\$ 16,064.13	\$ 16,051.12	-\$ 13.01	-0.08%
Large User	8,000,000	14,500	\$ 68,854.46	\$ 70,324.76	\$ 1,470.30	2.14%	\$ 1,187,477.63	\$ 1,184,460.76	-\$ 3,016.87	-0.25%
Unmetered Scattered Load	150		\$ 13.29	\$ 13.41	\$ 0.12	0.90%	\$ 29.01	\$ 28.79	-\$ 0.22	-0.76%
Street Lighting	50		\$ 494.94	\$ 505.48	\$ 10.54	2.13%	\$ 746.37	\$ 742.19	-\$ 4.18	-0.56%
Embedded Distributor	2,615,000	6,000	\$ 126.60	\$ 129.00	\$ 2.40	1.90%	\$ 338,670.34	\$ 337,327.09	-\$ 1,343.25	-0.40%

The impact of the Settlement Agreement with regards to capital expenditures and OM&A expenses results in an estimated efficiency assessment of 4.6% above predicted costs using the PEG forecasting model provided by the OEB as can be seen in Table C. This assessment was calculated by WNH, and has not been reviewed by the Intervenors.

Table C: Summary of Cost Benchmarking Results

Cost Benchmarking Summary	2018 Actual	2019 Actual	2020 Bridge	2021 Test
Actual Total Cost	47,080,286	48,188,974	49,710,876	50,508,997
Predicted Total Cost	42,726,853	44,443,692	46,262,784	48,215,327
Difference	4,353,433	3,745,282	3,448,092	2,293,670
Percentage Difference (Cost Performance)	9.7%	8.1%	7.2%	4.6%
Three-year Average Performance			8.3%	6.6%
Stretch Factor Cohort				
Annual Result	3	3	3	3
Three-Year Average			3	3

There has been an increase in benchmarking efficiency from the 2016 Actual to the 2021 Test Year of 5.2%.

The Parties believe that no oral hearing is required if this Settlement Proposal is accepted.

Based on the foregoing, and the evidence and rationale provided below, the Parties agree that this Settlement Proposal is appropriate and recommend its acceptance by the OEB. Refer to Appendix A for the Schedule of Draft Tariff of Rates Charges resulting if this settlement is accepted by the OEB.

This Settlement Proposal reflects the Parties' agreement on an effective date for new rates of January 1, 2021.

This Settlement Proposal has incorporated the OEB's updated cost of capital parameters issued on November 9, 2020 for rates effective January 1, 2021 into its calculations. WNH has filed a draft rate order enclosed as Appendix A together with underlying supporting materials including a full set of models with the updated cost of capital parameters.

1.0 Planning

1.1 Capital

Is the level of planned capital expenditures appropriate and is the rationale for planning and pacing choices appropriate and adequately explained, giving due consideration to:

- *customer feedback and preferences*
- *productivity*
- *benchmarking of costs*
- *reliability and service quality*
- *impact on distribution rates*

- *trade-offs with OM&A spending*
- *government-mandated obligations*
- *the objectives of WNH and its customers*
- *the distribution system plan*
- *the business plan*

Complete Settlement: WNH agrees to reduce its test year capital expenditures by \$550,000 (based on the Clarification Responses as a starting point). This would result in WNH adjusting its Net Capital Expenditures to \$17,061,248. This amount can be seen in Appendix B – Capital Expenditures Summary to this Settlement Proposal.

Table 1.1A below is a summary of capital expenditures for the test year and the forecast period. The total test year capital expenditures are set out in the Table 1.1B below, and is more fully justified in the Applicant’s Distribution System Plan. The Applicant confirms that this level of spending is sufficient to maintain a safe and reliable distribution system.

WNH agrees to, in its distribution system planning from 2022-2025, consider non-wires alternatives for capacity constraint projects that WNH determines may have a material impact on one or more of the following: reducing line losses, improving reliability or reducing costs. When WNH considers non-wires solutions it shall do so early enough to allow for cost-effective solutions that require a longer lead time (e.g. opportunities that are only cost-effective at the time of new construction of the applicable distribution infrastructure), including in relation to the “East Side Development Lands.”

Table 1.1A
Summary of Capital Expenditures

OEB Investment Category	Test Year	Forecast Period			
	2021	2022	2023	2024	2025
	(\$ '000)				
	Budget	Forecast	Forecast	Forecast	Forecast
System Access	5,840	6,166	5,959	6,448	6,592
System Renewal	8,947	9,572	9,498	9,643	9,851
System Service	2,194	1,346	1,313	1,436	1,412
General Plant	2,776	3,861	3,865	2,676	2,372
Total Expenditure	19,757	20,945	20,636	20,203	20,227
Capital Contributions	(2,695)	(2,710)	(2,536)	(2,819)	(2,876)
Net Capital Expenditures	17,061	18,235	18,100	17,384	17,352
System O&M	7,903	8,061	8,222	8,386	8,554

Table 1.1B

2021 Test Year Capital Expenditures

2021 Test Year								
		Application	Interrogatories	Variance	Clarification Responses	Variance	Settlement	Variance
		(a)	(b)	(c) = (b)-(a)	(d)	(e) = (d)-(b)	(f)	(g) = (f)-(d)
Capital Expenditures	Gross Capital Expenditures	\$ 19,048,512	\$ 20,306,742	\$ 1,258,230	\$ 20,306,742	\$ -	\$ 19,756,742	-\$ 550,000
	Net Capital Expenditures	\$ 16,406,118	\$ 17,611,248	\$ 1,205,130	\$ 17,611,248	\$ -	\$ 17,061,248	-\$ 550,000
OM&A	Incl. Property Tax & LEAP	\$ 16,248,677	\$ 16,331,021	\$ 82,344	\$ 16,326,021	-\$ 5,000	\$ 15,600,836	-\$ 725,185

Evidence:

Application:

Exhibit 1 Sections 2.1.2, 2.1.3, 2.1.6, 2.1.7, Appendix 2-AC, Attachment 1-10, Exhibit 2 Section 2.2.2.1, 2.2.2.2, 2.2.2.8, Attachment 2-2 in its entirety including Attachments

IRRs: 1-Staff-3, 1-Staff-4, 1-Staff-5, 2-Staff-8, 2-Staff-9, 2-Staff-10, 2-Staff-11, 2-Staff-12, 2-Staff-13, 2-Staff-14, 2-Staff-15, 2-Staff-16, 2-Staff-17, 2-Staff-18, 2-Staff-19, 2-Staff-20, 2-Staff-21, 2-Staff-22, 2-Staff-23, 2-Staff-24, 2-Staff-25, 2-Staff-26, 2-Staff-27, 2-Staff-28, 2-Staff-29, 2-Staff-30, 1-CCC-1, 1-CCC-2, 1-CCC-9, 2-CCC-26, 1-EP-6, 2-EP-7, 2-EP-8, 2-EP-9, 2-EP-10, 2-EP-11, 2-EP-12, 2-EP-13, 2-EP-14, 2-EP-15, 2-ED-8, 2-ED-9, 1-SEC-6, 1-SEC-24, 2-SEC-27, 1-VECC-3, 1-VECC-6, 2-VECC-8, 2-VECC-9, 2-VECC-10, 2-VECC-11, 2-VECC-12, 2-VECC-13, 2-VECC-14, 2-VECC-15, 2-VECC-16, 2-VECC-17, 2-VECC-18, 2-VECC-19

Appendices to this Settlement Proposal:

Appendix B – OEB Appendix 2-AB – Capital Expenditure Summary
 Appendix C – OEB Appendix 2-BA – 2021 Fixed Asset Continuity Schedule

Settlement Models:

Waterloo_Settlement_2020_Filing_Requirements_Chapter2_Appendices_2021_C OS_20201022

Clarification Responses:

2-Staff-95, 2-Staff-96, 2-Staff-97, 2-Staff-98, SEC-41, SEC-42, SEC-44, SEC-53, SEC-59, SEC-60, SEC-71, SEC-75

Supporting Parties: CCC, SEC, Energy Probe, ED, VECC

Parties Taking No Position: Hydro One

1.2 OM&A

Is the level of planned OM&A expenditures appropriate and is the rationale for planning choices appropriate and adequately explained, giving due consideration to:

- *customer feedback and preferences*
- *productivity*
- *benchmarking of costs*
- *reliability and service quality*
- *impact on distribution rates*
- *trade-offs with capital spending*
- *government-mandated obligations*
- *the objectives of WNH and its customers*
- *the distribution system plan*
- *the business plan*

Complete Settlement: WNH agrees to the following adjustments:

- Reduce its proposed OM&A expenses in the Test Year (based on the Clarification Responses as a starting point) by \$775,000 to \$15,031,401; and
- Remove the OM&A credits associated with the following Specific Service Charges, which results in an OM&A budget increase of \$49,815 to \$15,081,216:
 - Disconnection/Reconnection at Meter – During Regular Hours;
 - Disconnection/Reconnection at Meter – After Regular Hours;
 - Disconnection/Reconnection at Pole – During Regular Hours; and
 - Disconnection/Reconnection at Pole – After Regular Hours.

The revenue associated with the above noted Specific Service Charges will instead be recorded as Other Revenue (see issue 2.1 below).

Based on the foregoing and the evidence filed by WNH, the Parties taking a position on this issue accept the revised level of planned OM&A expenditures, and accept the rationale for planning and pricing choices.

WNH's OM&A expenses are summarized in Table 1.2A below.

As shown in Table 1.2A below, Total 2021 Settlement Test Year OM&A Expenses have increased by 18.0% compared to 2016 Actuals, and increased by 4.3% compared to 2019 Actuals. Table 1.2B below is a Summary of OM&A expenses with variance. The Applicant confirms that this level of spending is sufficient to maintain a safe and reliable distribution system.

**Table 1.2A
Appendix 2-JA
Summary of OM&A Expenses**

	2016 Actuals	2019 Actuals	2020 Bridge Year
		(a)	
Operations	\$ 5,818,874	\$ 6,269,001	\$ 6,056,220
Maintenance	\$ 1,543,946	\$ 1,497,703	\$ 1,870,346
Sub Total	\$ 7,362,820	\$ 7,766,704	\$ 7,926,566
% Change (Test Year vs Last Rebasing Year Actual)			
Billing and Collecting	\$ 2,728,245	\$ 2,966,160	\$ 3,014,171
Community Relations	\$ 104,616	\$ 244,189	\$ 348,581
Administrative and General	\$ 2,584,121	\$ 3,482,548	\$ 3,786,136
Sub Total	\$ 5,416,982	\$ 6,692,897	\$ 7,148,888
% Change (Test Year vs Last Rebasing Year Actual)			
Total (Excluding Property Tax and LEAP)	\$ 12,779,802	\$ 14,459,601	\$ 15,075,454
% Change (Test Year vs Last Rebasing Year Actual)			

Table 1.2B Summary of OM&A Expenses with Variance

	2016 Actuals	2021 Application	2021 Interrogatories	Variance	2021 Clarification Responses	Variance	2021 Settlement	Variance
		(a)	(b)	(c) = (b)-(a)	(d)	(e) = (d)-(b)	(f)	(g) = (f)-(d)
Operations	\$ 5,818,874	\$ 6,310,421	\$ 6,343,243	\$ 32,822	\$ 6,343,243	\$ -	\$ 6,010,382	-\$ 332,861
Maintenance	\$ 1,543,946	\$ 1,903,411	\$ 1,908,962	\$ 5,551	\$ 1,908,962	\$ -	\$ 1,892,330	-\$ 16,632
Sub Total	\$ 7,362,820	\$ 8,213,832	\$ 8,252,205	\$ 38,373	\$ 8,252,205	\$ -	\$ 7,902,712	-\$ 349,493
% Change (Test Year vs Last Rebasing Year Actual)		11.6%	12.1%		12.1%		7.3%	
Billing and Collecting	\$ 2,728,245	\$ 3,137,007	\$ 3,149,683	\$ 12,676	\$ 3,149,683	\$ -	\$ 3,110,979	-\$ 38,704
Community Relations	\$ 104,616	\$ 508,564	\$ 511,540	\$ 2,976	\$ 511,540	\$ -	\$ 389,058	-\$ 122,482
Administrative and General	\$ 2,584,121	\$ 3,869,654	\$ 3,897,973	\$ 28,319	\$ 3,892,973	-\$ 5,000	\$ 3,678,467	-\$ 214,506
Sub Total	\$ 5,416,982	\$ 7,515,225	\$ 7,559,196	\$ 43,971	\$ 7,554,196	-\$ 5,000	\$ 7,178,504	-\$ 375,692
% Change (Test Year vs Last Rebasing Year Actual)		38.7%	39.5%		39.5%		32.5%	
Total (Excluding Property Tax and LEAP)	\$ 12,779,802	\$ 15,729,057	\$ 15,811,401	\$ 82,344	\$ 15,806,401	-\$ 5,000	\$ 15,081,216	-\$ 725,185
% Change (Test Year vs Last Rebasing Year Actual)		23.1%	23.7%		23.7%		18.0%	

Evidence:

Application:

Exhibit 1 Sections 2.1.2, 2.1.3, 2.1.6, 2.1.7, Appendix 2-AC, Attachment 1-10, Exhibit 2 Sections 2.4.1, 2.4.2, 2.4.3, 2.4.3.4, 2.4.3.5

IRRs:

4-Staff-40, 4-Staff-41, 4-Staff-42, 4-Staff-43, 4-Staff-44, 4-Staff-45, 4-Staff-46, 4-Staff-47, 4-Staff-48, 4-Staff-49, 4-Staff-50, 4-Staff-51, 4-Staff-52, 4-Staff-53, 4-Staff-54, 4-Staff-57, 1-CCC-1, 1-CCC-2, 1-CCC-6, 1-CCC-10, 1-CCC-12, 1-CCC-13, 1-

CCC-16, 1-CCC-18, 4-CCC-28, 4-CCC-30, 4-CCC-31, 4-CCC-32, 4-CCC-33, 2-EP-15, 4-EP-19, 1-SEC-8, 1-SEC-13, 4-SEC-31, 4-SEC-32, 4-SEC-33, 4-SEC-34, 4-VECC-36, 4-VECC-37, 4-VECC-38, 4-VECC-39, 4-VECC-40, 4-VECC-41, 4-VECC-44, 4-VECC-45, 4-VECC-48

Appendices to this Settlement Proposal:

None

Settlement Models:

Waterloo_Settlement_2020_Filing_Requirements_Chapter2_Appendices_2021_COS_20201022

Clarification Responses:

4-Staff-100, 4-Staff-101, 4-Staff-103, SEC-46, SEC-47, SEC-49, SEC-53, SEC-54, SEC-57, SEC-60, SEC-65

Supporting Parties: CCC, SEC, Energy Probe, VECC

Parties Taking No Position: ED, Hydro One

2.0 Revenue Requirement

2.1 *Are all elements of the revenue requirement reasonable, and have they been appropriately determined in accordance with OEB policies and practices?*

Complete Settlement: The Parties taking a position on this issue accept that the Base Revenue Requirement is reasonable and has been appropriately determined in accordance with OEB policies and practices. Specifically:

- a) *Rate Base:* Subject to the adjustments expressly noted in this Settlement Proposal, the Parties taking a position on this issue accept that the rate base calculations are reasonable and have been appropriately determined in accordance with OEB policies and practices.
- b) *Working Capital:* WNH agrees to update the Cost of Power calculation to include the Ontario Electricity Rebate of 33.2% effective November 1, 2020. WNH also agrees to update RPP & Non-RPP rates effective November 1, 2020. The Parties taking a position on this issue accept that the working capital calculations, as updated to reflect this Settlement Proposal have been appropriately determined in accordance with OEB policies and practices.
- c) *Cost of Capital:* The Parties taking a position on this issue accept that the cost of capital calculations, as updated to reflect this Settlement Proposal, have been appropriately determined in accordance with OEB policies and practices.
- d) *Other Revenue:* WNH agrees that the revenues recovered associated with following Specific Service Charges:
 - o Disconnection/Reconnection at Meter- During Regular Hours;
 - o Disconnection/Reconnection at Meter – After Regular Hours;
 - o Disconnection/Reconnection at Pole – During Regular Hours; and
 - o Disconnection/Reconnection at Pole – After Regular Hours

should be recorded as Other Revenues rather than treating them as OM&A offsets (see the corresponding change to issue 1.2 above). As a result, Other Revenue will increase by \$49,815. The Parties taking a position on this issue accept that the other revenue calculations, as updated to reflect this Settlement Proposal, have been appropriately determined in accordance with OEB policies and practices. The updates to Other Revenues and OM&A reflecting this Settlement Proposal are provided as part of the supporting material in file named:

Waterloo_Settlement_2021_Filing_Requirements_Chapter2_Appendices_2021_COS_20201022 at Appendix 2-H Operating Revenue.

- e) *Depreciation:* WNH agrees to adopt the half-year rule for regulatory purposes for the 2021 test year as it is consistent with OEB policy and WNH will apply this approach retroactively to the last rebasing year. The effect of applying the half-year rule in the Test Year is \$330,184 less \$34,290 in prior year restatement for a net reduction of \$295,894 to depreciation expense. This adjustment is exclusive of depreciation adjustments as a result of capital expenditure reductions agreed to above. The updates to the depreciation reflecting this Settlement Proposal is provided as part of the supporting material in file named:
Waterloo_Settlement_2021_Filing_Requirements_Chapter2_Appendices_2021_COS_20201109 App. 2-BA & App. 2-C.

The Parties taking a position on this issue accept that the depreciation calculations,

as updated to reflect this Settlement Proposal, have been appropriately determined in accordance with OEB policies and practices. The updates to depreciation reflecting this Settlement Proposal is provided as part of the supporting material in file named:

Waterloo_Settlement_2021_Filing_Requirements_Chapter2_Appendices_2021_COS_20201022.

- f) *Taxes:* WNH agrees to use the unsmoothed accelerated depreciation approach (AIIP) in its PILs calculations and to use sub-account Account 1592 – PILs and Tax Variances – CCA Changes Sub-account – Incentive Phase Out to account for the lost revenue during the eventual phase out of the Accelerated Investment Incentive anticipated to begin after 2023 and to track eventual increase in tax expenses as part of the phase out. The balance in this variance account is to be disposed of at WNH’s next Cost of Service filing in accordance with the OEB’s rules and accounting guidance. The Parties taking a position on this issue accept that the PILs calculations, as updated to reflect this Settlement Proposal, have been appropriately determined in accordance with OEB policies and practices. The PILs workform reflecting this Settlement Proposal is provided as part of the supporting material in file named:

Waterloo_Settlement_PILs_Workform_2021_COS_20201022.

Evidence:

Application:

Exhibit 1 Section 2.1.6, Exhibit 2 Sections 2.2.1, 2.2.1.3, Exhibit 3 Section 2.3.3, Exhibit 4 Sections 2.4.4, 2.4.5, Exhibit 5 Section 2.5.2

IRRs:

1-Staff-1, 2-Staff-28, 3-Staff-37, 3-Staff-38, 3-Staff-39, 4-Staff-41, 4-Staff-58, 4-Staff-59, 4-Staff-60, 4-Staff-61, 5-Staff-62, 8-Staff-76, 9-Staff-87, 6-EP-20, 1-SEC-26, 4-SEC-35, 4-SEC-36, 2-VECC-20, 3-VECC-33, 3-VECC-35, 5-VECC-50, 5-VECC-52

Appendices to this Settlement Proposal:

Appendix D – Revenue Requirement Workform

Settlement Models:

Waterloo_Settlement_2021_Filing_Requirements_Chapter2_Appendices_2021_COS_20201022

Waterloo_Settlement_PILs_Workform_2021_COS_20201022

Waterloo_Settlement_Rev_Reqt_Workform_2021_COS_20201022

Clarification Responses:

4-Staff-105, 4-Staff-106, 4-Staff-107, SEC-72, SEC-73, VECC-64, VECC-65

Supporting Parties: CCC, SEC, Energy Probe, VECC

Parties Taking No Position: ED, Hydro One

2.2 *Has the revenue requirement been accurately determined based on these elements?*

Complete Settlement: The Parties taking a position on this issue accept that the proposed Revenue Requirement has been accurately determined based on the elements in 2.1 of this Settlement Proposal.

The elements of Revenue Requirement are detailed in Tables 2.2A to 2.2I below.

**Table 2.2A
Revenue Requirement**

2021 Test Year							
	Application	Interrogatories	Variance	Clarification Responses	Variance	Settlement	Variance
	(a)	(b)	(c) = (b)-(a)	(d)	(e) = (d)-(b)	(f)	(g) = (f)-(d)
Revenue Requirement							
OM&A (Excluding Property Tax and LEAP)	\$ 15,729,057	\$ 15,811,401	\$ 82,344	\$ 15,806,401	-\$ 5,000	\$ 15,081,215	-\$ 725,186
Taxes other than income	\$ 471,620	\$ 471,620	\$ -	\$ 471,620	\$ -	\$ 471,620	\$ -
LEAP	\$ 48,000	\$ 48,000	\$ -	\$ 48,000	\$ -	\$ 48,000	\$ -
Depreciation and Amortization	\$ 11,100,527	\$ 11,048,476	-\$ 52,051	\$ 11,048,476	\$ -	10,745,324	-\$ 303,152
Total	\$ 27,349,204	\$ 27,379,497	\$ 30,293	\$ 27,374,497	-\$ 5,000	\$ 26,346,159	-\$ 1,028,338
Regulated Return on Capital	\$ 13,310,227	\$ 13,268,649	-\$ 41,578	\$ 13,145,336	-\$ 123,313	12,844,967	-\$ 300,369
Income Taxes Grossed Up	\$ 889,324	\$ 782,126	-\$ 107,198	\$ 754,272	-\$ 27,854	631,833	-\$ 122,439
Service Revenue Requirement	\$ 41,548,755	\$ 41,430,272	-\$ 118,483	\$ 41,274,105	-\$ 156,167	\$ 39,822,959	-\$ 1,451,146
Other Revenues	\$ 2,250,668	\$ 2,262,317	\$ 11,649	\$ 2,262,317	\$ -	2,289,620	\$ 27,303
Base Revenue Requirement	\$ 39,298,087	\$ 39,167,955	-\$ 130,132	\$ 39,011,788	-\$ 156,167	\$ 37,533,339	-\$ 1,478,449
Distribution Revenue at current rates	\$ 36,673,723	\$ 36,750,904	\$ 77,181	\$ 36,750,904	\$ -	36,750,475	-\$ 429
Grossed Up Revenue Deficiency	\$ 2,624,364	\$ 2,417,051	-\$ 207,313	\$ 2,260,884	-\$ 156,167	\$ 782,864	-\$ 1,478,020

**Table 2.2B
Rate Base**

2021 Test Year							
	Application	Interrogatories	Variance	Clarification Responses	Variance	Settlement	Variance
	(a)	(b)	(c) = (b)-(a)	(d)	(e) = (d)-(b)	(f)	(g) = (f)-(d)
Average Gross Capital	\$ 421,683,876	\$ 420,647,841	-\$ 1,036,035	\$ 420,647,841	\$ -	\$ 420,522,841	-\$ 125,000
Average Accumulated Depreciation	\$ 193,127,987	\$ 192,991,479	-\$ 136,508	\$ 192,991,479	\$ -	\$ 191,070,644	-\$ 1,920,835
Average Net Book Value	\$ 228,555,889	\$ 227,656,362	-\$ 899,527	\$ 227,656,362	\$ -	\$ 229,452,197	\$ 1,795,835
Working Capital Base	\$ 215,060,065	\$ 216,862,634	\$ 1,802,569	\$ 186,637,423	-\$ 30,225,211	\$ 188,990,002	\$ 2,352,579
Working Capital Allowance %	7.5%	7.5%	-	7.5%	-	7.5%	-
Working Capital \$	\$ 16,129,505	\$ 16,264,698	\$ 135,193	\$ 13,997,807	-\$ 2,266,891	\$ 14,174,250	\$ 176,443
Rate Base	\$ 244,685,394	\$ 243,921,060	-\$ 764,334	\$ 241,654,169	-\$ 2,266,891	\$ 243,626,447	\$ 1,972,278

**Table 2.2C
Cost of Power**

2021 Test Year							
	Application	Interrogatories	Variance	Clarification Responses	Variance	Settlement	Variance
	(a)	(b)	(c) = (b)-(a)	(d)	(e) = (d)-(b)	(f)	(g) = (f)-(d)
Power Purchased	100,899,496	101,600,516	701,020	101,600,516	-	105,927,094	4,326,578
Global Adjustment Charges	79,267,099	79,698,707	431,608	79,698,707	-	80,953,707	1,255,000
Wholesale Market Services Charge	5,219,756	5,716,635	496,879	5,716,635	-	5,716,443	(192)
Wholesale Market Services - Network	9,788,482	9,850,637	62,155	9,850,637	-	9,850,307	(330)
Wholesale Market Services - Connection	3,519,327	3,542,221	22,894	3,542,221	-	3,542,108	(113)
Low Voltage Charge	447,000	447,000	-	447,000	-	447,000	-
Smart Metering Entity Charge	394,716	394,716	-	394,716	-	394,716	-
OER Credit	(29,924,279)	(30,219,920)	(295,641)	(30,220,211)	(291)	(32,777,142)	(2,556,931)
Total Cost of Power	169,611,597	171,030,512	1,418,915	171,030,221	(291)	174,054,233	3,024,012

**Table 2.2D
Working Capital Allowance Calculation**

2021 Test Year							
	Application	Interrogatories	Variance	Clarification Responses	Variance	Settlement	Variance
	(a)	(b)	(c) = (b)-(a)	(d)	(e) = (d)-(b)	(f)	(g) = (f)-(d)
Distribution Expenses							
Operations	6,310,421	6,343,243	32,822	6,343,243	-	6,010,382	(332,861)
Maintenance	1,903,411	1,908,962	5,551	1,908,962	-	1,892,330	(16,632)
Billing and Customer Service	3,137,007	3,149,683	12,676	3,149,683	-	3,110,979	(38,704)
Community Relations	508,564	511,540	2,976	511,540	-	389,058	(122,482)
Administration	3,869,654	3,897,973	28,319	3,892,973	(5,000)	3,678,467	(214,506)
Donations - LEAP	48,000	48,000	-	48,000	-	48,000	-
Property Taxes	471,620	471,620	-	471,620	-	471,620	-
Less Allocated Depreciation in OM&A	(724,487)	(718,820)	5,667	(718,820)	-	(665,067)	53,753
Total Distribution Expenses	15,524,190	15,612,201	88,011	15,607,201	(5,000)	14,935,769	(671,432)
Power Supply Expenses	199,535,876	201,250,432	1,714,556	171,030,221	(30,220,211)	174,054,234	3,024,013
Total Expenses for Working Capital	215,060,066	216,862,633	1,802,567	186,637,422	(30,225,211)	188,990,003	2,352,581
Working Capital Factor	7.5%	7.5%	-	7.5%	-	7.5%	-
Total Working Capital Allowance	16,129,505	16,264,698	135,193	13,997,807	(2,266,891)	14,174,250	176,444

**Table 2.2E
Cost of Capital**

Capital Structure and Cost of Capital				
Test Year: 2021				
Particulars	Capitalization Ratio		Cost Rate	Return
	(%)	(\$)	(%)	(\$)
Debt				
Long-term Debt	56.00%	\$136,430,810	3.33%	\$4,547,051
Short-term Debt	4.00%	\$9,745,058	1.75%	\$170,539
Total Debt	60.0%	\$146,175,868	3.23%	\$4,717,589
Equity				
Common Equity	40.00%	\$97,450,579	8.34%	\$8,127,378
Preferred Shares		\$ -		\$ -
Total Equity	40.0%	\$97,450,579	8.34%	\$8,127,378
Total	100.0%	\$243,626,447	5.27%	\$12,844,967

**Table 2.2F
Amortization & Depreciation**

2021 Test Year							
	Application	Interrogatories	Variance	Clarification Responses	Variance	Settlement	Variance
	(a)	(b)	(c) = (b)-(a)	(d)	(e) = (d)-(b)	(f)	(g) = (f)-(d)
Amortization and Depreciation	\$ 11,100,527	\$ 11,048,476	(52,051)	\$ 11,048,476	-	10,745,324	(303,152)

**Table 2.2G
Grossed Up PILs**

2021 Test Year							
	Application	Interrogatories	Variance	Clarification Responses	Variance	Settlement	Variance
	(a)	(b)	(c) = (b)-(a)	(d)	(e) = (d)-(b)	(f)	(g) = (f)-(d)
Taxes/PILs (Grossed Up)	\$ 889,324	\$ 782,126	-\$ 107,198	\$ 754,272	(27,854)	631,833	(122,439)

**Table 2.2H
 Other Revenue**

2021 Test Year							
	Application	Interrogatories	Variance	Clarification Responses	Variance	Settlement	Variance
	(a)	(b)	(c) = (b)-(a)	(d)	(e) = (d)-(b)	(f)	(g) = (f)-(d)
Specific Service Charges	\$ 382,269	\$ 382,269	-	\$ 382,269	-	432,084	49,815
Late Payment Charges	\$ 144,453	\$ 144,453	-	\$ 144,453	-	144,453	-
Other Distribution/Operating Revenues	\$ 1,557,944	\$ 1,569,593	11,649	\$ 1,569,593	-	1,547,081	(22,512)
Other Income or Deductions	\$ 166,002	\$ 166,002	-	\$ 166,002	-	166,002	-
Total Other Revenues	\$ 2,250,668	\$ 2,262,317	\$ 11,649	\$ 2,262,317	\$ -	\$ 2,289,620	\$ 27,303

**Table 2.2I
 OEB Appendix 2-R**

		Historical Years					5-Year Average
		2015	2016	2017	2018	2019	
Losses Within Distributor's System							
A(1)	"Wholesale" kWh delivered to distributor (higher value)	1,486,984,762	1,495,245,071	1,454,001,207	1,517,720,865	1,482,652,460	1,487,320,873
A(2)	"Wholesale" kWh delivered to distributor (lower value)	1,481,567,368	1,489,683,679	1,449,106,654	1,512,240,290	1,477,078,874	1,481,935,373
B	Portion of "Wholesale" kWh delivered to distributor for its Large Use Customer(s)	128,357,914	130,542,405	131,550,499	136,341,353	137,272,800	132,812,994
C	Net "Wholesale" kWh delivered to distributor = A(2) - B	1,353,209,454	1,359,141,274	1,317,556,155	1,375,898,937	1,339,806,074	1,349,122,379
D	"Retail" kWh delivered by distributor	1,441,031,603	1,444,462,268	1,409,167,205	1,467,265,689	1,438,045,052	1,439,994,363
E	Portion of "Retail" kWh delivered by distributor to its Large Use Customer(s)	127,719,318	129,931,726	130,935,104	135,703,546	136,630,636	132,184,066
F	Net "Retail" kWh delivered by distributor = D - E	1,313,312,285	1,314,530,543	1,278,232,101	1,331,562,142	1,301,414,416	1,307,810,297
G	Loss Factor in Distributor's system = C / F	1.0304	1.0339	1.0308	1.0333	1.0295	1.0316
Losses Upstream of Distributor's System							
H	Supply Facilities Loss Factor	1.0037	1.0037	1.0034	1.0036	1.0038	1.0036
Total Losses							
I	Total Loss Factor = G x H	1.0341	1.0378	1.0342	1.0370	1.0334	1.0353

Evidence:

Application:

Exhibit 1 Section 2.1.6, Exhibit 2 Sections 2.2.1, 2.2.1.3, Exhibit 3 Section 2.3.3, Exhibit 4 Sections 2.4.4, 2.4.5, Exhibit 5 Section 2.5.2

IRRs:

1-Staff-1, 2-Staff-28, 3-Staff-37, 3-Staff-38, 3-Staff-39, 4-Staff-41, 4-Staff-58, 4-Staff-59, 4-Staff-60, 4-Staff-61, 5-Staff-62, 8-Staff-76, 9-Staff-87, 6-EP-20, 1-SEC-26, 4-SEC-35, 4-SEC-36, 2-VECC-20, 3-VECC-33, 3-VECC-35, 5-VECC-50, 5-VECC-52

Appendices to this Settlement Proposal:
Appendix D – Revenue Requirement Workform

Settlement Models:

Waterloo_Settlement_2021_Filing_Requirements_Chapter2_Appendices_2021_COS_20201022

Waterloo_Settlement_PILs_Workform_2021_COS_20201022

Waterloo_Settlement_Rev_Reqt_Workform_2021_COS_20201022

Waterloo_Settlement_Load_Forecast_2021_COS_20201022

Clarification Responses:

4-Staff-105, 4-Staff-106, 4-Staff-107, SEC-72, SEC-73, VECC-64, VECC-65

Supporting Parties: CCC, SEC, Energy Probe, VECC

Parties Taking No Position: ED, Hydro One

2.3 *Is the proposed shared services cost allocation methodology and the quantum appropriate?*

Complete Settlement: The Parties taking a position on this issue accept that the proposed shared services cost allocation methodology and quantum have been appropriately determined in accordance with OEB policies and practices.

Evidence:

Application:

Exhibit 4 Section 2.4.3.2

IRRs:

4-Staff-56

Appendices to this Settlement Proposal:

None

Settlement Models:

Waterloo_Settlement_2021_Filing_Requirements_Chapter2_Appendices_2021_COS_20201022

Clarification Responses:

SEC-50

Supporting Parties: CCC, SEC, Energy Probe, VECC

Parties Taking No Position: ED, Hydro One

2.4 *Has Waterloo North Hydro appropriately considered measures to cost-effectively reduce distribution losses in its planning processes and included such measures where appropriate?*

Complete Settlement: The Parties taking a position on this issue agree that WNH has taken steps to reduce distribution losses.

As shown in the Figure 2.4A and 2.4B below, losses declined as a proportion of the summer peak from 2003 to 2013. Between 2015 and 2019 there is a stronger correlation between line losses and summer peak demand.

Figure 2.4A
Line Losses vs Summer Peak Demand

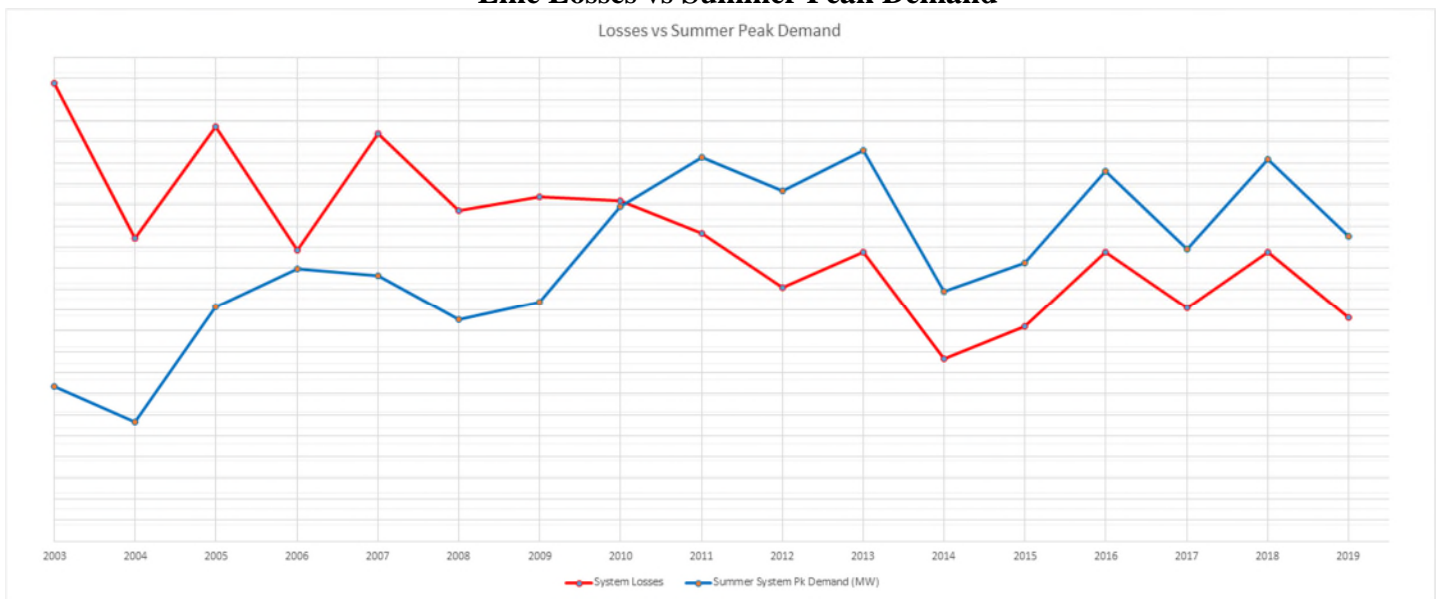
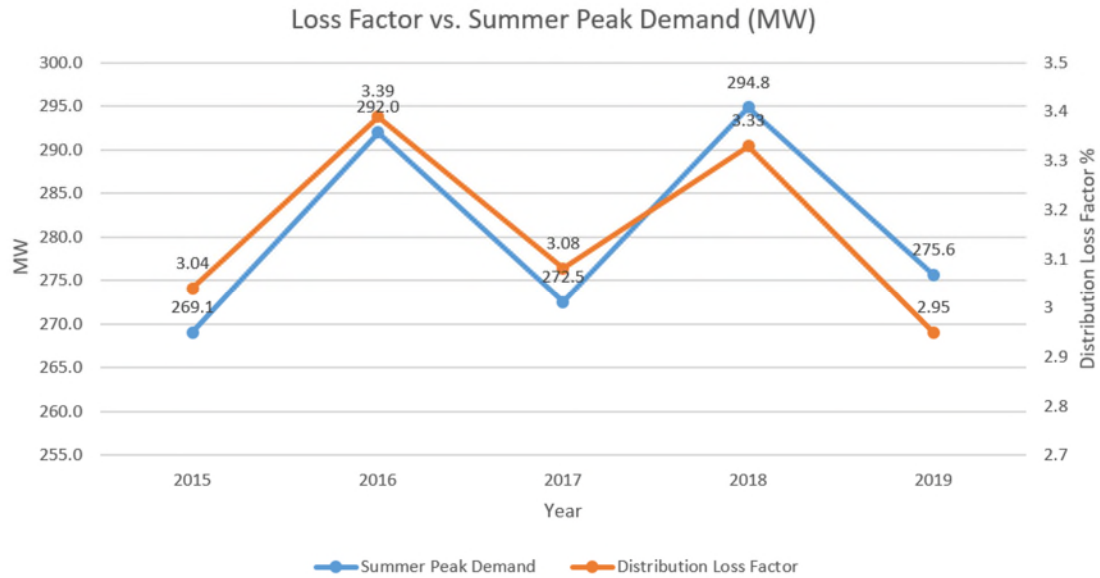


Figure 2.4B
Loss Factor vs Summer Peak Demand



WNH agrees to target distribution line losses of below 3.16% (being the 5-year historical average of distribution losses for WNH), subject to variation in distribution losses due to factors outside of WNH’s control, such as peak demand that varies from the 5-year historical average.

WNH agrees to prepare a plan over the course of 2020-2021 to reduce distribution losses as much as reasonably possible through cost-effective measures. WNH shall file the plan with the OEB when complete. In 2022-2025, WNH shall implement as many of the cost-effective measures set out in its plan as reasonably possible (e.g. any changes to planning and procurement processes to better mitigate losses, investments that can be made within current budgets, operational measures, etc.). All other cost-effective measures will be incorporated into WNH’s next rebasing application and DSP.

For clarity, cost-effective measures to reduce line losses will be prioritized as against other capital projects in accordance with the prioritization processes outlined in the DSP to ensure that all utility priorities are best achieved and overall capital expenditures are maintained at a reasonable level.

Evidence:

Application:

Exhibit 1 Section 2.1.2, Exhibit 2 Attachment 2-2, 1.3.6, 2.1.3.2, 2.3.3.3, Exhibit 8 Section 2.8.9

IRRs:

3-Staff-34, 8-Staff-76, 2-ED-1, 2-ED-2, 2-ED-3, 2-ED-4, 2-ED-5

Appendices to this Settlement Proposal:
None

Settlement Models:
Waterloo_Settlement_2021_Filing_Requirements_Chapter2_Appendices_2021_COS_20
201022

Clarification Responses:
SEC-62, SEC-63, ED-1 Pre-ADR

Supporting Parties: CCC, SEC, Energy Probe, VECC, ED

Parties Taking No Position: Hydro One

3.0 Load Forecast, Cost Allocation and Rate Design

3.1 *Are the proposed load and customer forecast, loss factors, CDM adjustments and resulting billing determinants appropriate, and, to the extent applicable, are they an appropriate reflection of the energy and demand requirements of Waterloo North Hydro's customers?*

Complete Settlement: The Parties taking a position on this issue accept that the customer forecast, load forecast, loss factors, CDM adjustments and the resulting billing determinants are an appropriate forecast of the energy and demand requirements of Waterloo North Hydro's customers, consistent with OEB policies and practices.

The load forecast is reproduced below as Table 3.1A:

**Table 3.1A
 Load Forecast**

2021 Test Year								
Rate Class	Application		Interrogatories		Clarification Responses		Settlement	
	kWh	kW	kWh	kW	kWh	kW	kWh	kW
Residential	395,056,934		398,063,895		398,063,895		398,047,339	
GS < 50 kW	195,573,807		197,062,409		197,062,409		197,054,213	
GS > 50 kW	687,924,696	1,741,685	691,376,687	1,750,425	691,376,687	1,750,425	691,357,681	1,750,377
GS > 50 kW - WMP	9,216,027	22,951	9,216,027	22,951	9,216,027	22,951	9,216,027	22,951
Large User	95,699,867	169,287	96,428,283	170,575	96,428,283	170,575	96,424,273	170,568
Street Lighting	3,347,727	9,302	3,347,727	9,302	3,347,727	9,302	3,347,727	9,302
Unmetered Scattered Load	2,947,114		2,947,114		2,947,114		2,947,114	
Embedded Distributor	41,857,714	103,033	41,857,714	103,033	41,857,714	103,033	41,857,714	103,033
Total	1,431,623,886	2,046,258	1,440,299,856	2,056,286	1,440,299,856	2,056,286	1,440,252,088	2,056,231

The customer forecast is reproduced below as Table 3.1B:

**Table 3.1B
 Customer Forecast**

2021 Test Year				
Rate Class	Application	Interrogatories	Clarification Responses	Settlement
Residential	51,719	51,719	51,719	51,719
GS < 50 kW	5,989	5,989	5,989	5,989
GS > 50 kW	771	771	771	771
GS > 50 kW - WMP	3	3	3	3
Large User	1	1	1	1
Street Lighting	15,005	15,005	15,005	15,005
Unmetered Scattered Load	540	540	540	540
Embedded Distributor	1	1	1	1
Total	74,029	74,029	74,029	74,029

Persistent CDM has been included as a variable within the regression model used in the load forecast as filed in Waterloo_Settlement_Load_Forecast_2021_COS_20201022. As a result, WNH has not included CDM as a manual adjustment to the load forecast. Furthermore, WNH agrees to not seek LRAMVA for CDM savings in the 2021 Test Year and agrees to not claim LRAMVA related to any new savings from the years of 2019 and 2020.

Evidence:

Application:

Exhibit 3 Section 2.3.1, Waterloo_Appl_Load_Forecast_2021_COS_20200630, Waterloo_Appl_Load_Forecast_2021_COVID-19_20200630

IRRs:

1-Staff-1, 2-Staff-8, 3-Staff-31, 3-Staff-32, 3-Staff-33, 3-Staff-34, 3-Staff-35, 3-Staff-36, 3-EP-16, 3-EP-17, 3-EP-18, 3-VECC-22, 3-VECC-23, 3-VECC-24, 3-VECC-25, 3-VECC-26, 3-VECC-27, 3-VECC-28, 3-VECC-29, 3-VECC-30, 3-VECC-31, 3-VECC-32

Appendices to this Settlement Proposal:

None

Settlement Models:

Waterloo_Settlement_Load_Forecast_2021_COS_20201022

Clarification Responses:

3-Staff-99, SEC-74, VECC-63

Supporting Parties: CCC, SEC, Energy Probe, VECC

Parties Taking No Position: ED, Hydro One

3.2 *Are the proposed cost allocation methodology, allocations, and revenue-to-cost ratios appropriate?*

Complete Settlement: The Parties taking a position on this issue accept the results of the cost allocation.

The revenue-to-cost ratios are reproduced below in Table 3.2.

Table 3.2
Revenue to Cost Ratios

Rate Class	Cost Ratio from Cost Allocation Model - Line 75 Tab O1	Proposed Revenue to Cost Ratios	Board Target Low	Board Target High
	%	%	%	%
Residential	99.91%	99.91%	85	115
GS < 50 kW	99.37%	99.37%	80	120
GS > 50 kW	102.14%	102.14%	80	120
Large User	86.45%	86.45%	85	115
Street Lighting	81.52%	81.52%	80	120
Unmetered Scattered Load	106.71%	106.71%	80	120
Embedded Distributor	108.38%	108.38%	80	120

Evidence:

Application:

Exhibit 1 Section 2.1.6, Exhibit 7 Sections 2.7.1, 2.7.3

IRRs:

7-Staff-63, 7-Staff-64, 7-Staff-67, 7-EP-21, 7-ED-17, 7-VECC-53, 7-VECC-54, 7-VECC-55, 7-VECC-57

Appendices to this Settlement Proposal:

None

Settlement Models:

Waterloo_Settlement_Cost_Allocation_Model_2021_COS_20201022

Clarification Responses:

SEC-51, VECC-66, VECC-67

Supporting Parties: CCC, SEC, Energy Probe, VECC, Hydro One

Parties Taking No Position: ED

3.3 *Are Waterloo North Hydro's proposals for rate design appropriate?*

Complete Settlement: Subject to the adjustments expressly noted in this Settlement Proposal, the Parties taking a position on this issue accept the WNH proposal for rate design.

WNH agrees to adjust its rate design proposal for all classes, except the residential class, such that the 2020 fixed rate will be maintained in 2021 if it is otherwise above the Minimum System plus PLCC level. This is shown in Table 3.3 below.

Subject to any potential changes in OEB policy with regards to rate design for each of the affected classes, WNH further agrees to not adjust any fixed charge that is above the Minimum System plus PLCC level for all classes except the residential class during the subsequent IRM period, and shall for those classes instead propose to the OEB to collect all IRM rate increases through the variable portion of the charges applicable to each affected class. For clarity, WNH is still eligible to obtain on hundred percent (100%) of the value of all IRM rate increases through the variable portion of the charges applicable to each affected class. The Parties acknowledge that WNH's ability to comply with this provision is dependent on adjustments to the relevant IRM model for each year to accommodate these changes.

For greater certainty, the above noted agreement would not apply to any potential future rate riders which may be established during the IRM period (which could be variable, fixed or a combination of the two depending on the OEB's policies and subject to an OEB order approving such a rate rider).

Table 3.3
2021 Proposed Distribution Charges

	2020 Distribution Rates Application	2021 Distribution Rates Application	2021 Distribution Rates Interrogatories	Variance	2021 Distribution Rates Clarification Responses	Variance	2021 Distribution Rates Settlement	Variance	Fixed/Variable Split
		(a)	(b)	(c) = (b)-(a)	(d)	(e) = (d)-(b)	(f)	(g) = (f)-(d)	
Residential									
Monthly Service Charge	\$ 32.05	\$ 34.34	\$ 34.16	(0.18)	\$ 34.02	(0.14)	\$ 32.73	(1.29)	100.00%
Distribution Volumetric per kWh								-	0.00%
Min. System with PLCC Adj.							\$ 22.47		
GS < 50 kW									
Monthly Service Charge	\$ 33.71	\$ 36.12	\$ 35.93	(0.19)	\$ 35.78	(0.15)	\$ 33.71	(2.07)	41.28%
Distribution Volumetric per kWh	\$ 0.0168	\$ 0.0180	\$ 0.0179	(0.0001)	\$ 0.0178	(0.0001)	\$ 0.0174	(0.0004)	58.72%
Min. System with PLCC Adj.							\$ 25.82		
GS > 50 kW									
Monthly Service Charge	\$ 125.96	\$ 134.98	\$ 134.24	(0.74)	\$ 133.71	(0.53)	\$ 125.96	(7.75)	11.20%
Distribution Volumetric per kW	\$ 5.3438	\$ 5.7042	\$ 5.6750	(0.0292)	\$ 5.6536	(0.0214)	\$ 5.4651	(0.1885)	88.80%
Min. System with PLCC Adj.							\$ 77.28		
Large User									
Monthly Service Charge	\$ 7,359.96	\$ 7,886.68	\$ 7,844.01	(42.67)	\$ 7,812.74	(31.27)	\$ 7,359.96	(452.78)	10.52%
Distribution Volumetric per kW	\$ 4.2410	\$ 4.5445	\$ 4.5199	(0.0246)	\$ 4.5019	(0.0180)	\$ 4,3424	(0.1595)	89.48%
Min. System with PLCC Adj.							\$ 402.08		
Street Lighting									
Monthly Service Charge	\$ 0.35	\$ 0.38	\$ 0.37	(0.01)	\$ 0.37	-	\$ 0.36	(0.01)	40.65%
Distribution Volumetric per kW	\$ 9.8917	\$ 10.5989	\$ 10.5422	(0.0567)	\$ 10.5002	(0.0420)	\$ 10.1024	(0.3978)	59.35%
Min. System with PLCC Adj.							\$ 6.57		
Unmetered Scattered Load									
Monthly Service Charge	\$ 11.20	\$ 11.88	\$ 11.94	0.06	\$ 11.89	(0.05)	\$ 11.20	(0.69)	62.58%
Distribution Volumetric per kWh	\$ 0.0139	\$ 0.0147	\$ 0.0148	0.0001	\$ 0.0148	-	\$ 0.0147	(0.0001)	37.42%
Min. System with PLCC Adj.							\$ 11.18		
Embedded Distributor									
Monthly Service Charge								-	0.00%
Distribution Volumetric per kWh	\$ 0.0211	\$ 0.0215	\$ 0.0225	0.0010	\$ 0.0224	(0.0001)	\$ 0.0215	(0.0009)	100.00%
Min. System with PLCC Adj.							\$ 113.79		

Evidence:

Application:

Exhibit 1 Section 2.1.6, Exhibit 8 Sections 2.8.1, 2.8.2
 Waterloo_Appl_Tariff_Schedule_and_Bill_Impact_Model_20200630

IRRs:

8-Staff-68, 8-ED-6, 8-ED-7, 8-VECC-58

Appendices to this Settlement Proposal:

None

Settlement Models:

Waterloo_Settlement_Rev_Reqt_Workform_2021_COS_20201022

Waterloo_Settlement_Tariff_Schedule_and_Bill_Impact_Model_2021_COS_20201022

Clarification Responses:

None

Supporting Parties: CCC, SEC, Energy Probe, VECC, Hydro One

Parties Taking No Position: ED

3.4 *Are the proposed Retail Transmission Service Rates and Low Voltage Service Rates appropriate?*

Complete Settlement: Subject to the settlement of issue 3.6 below, the Parties taking a position on this issue agree that the proposed Retail Transmission Service Rates and Low Voltage Service Rates are appropriate.

The Retail Transmission Service Rates have been reproduced below in Table 3.4A and Low Voltage Service Rates have been reproduced below in Table 3.4B.

Table 3.4A
Retail Transmission Service Rates (RTSR)

2021 Test Year								
	Unit	Proposed RTSR - Network Application	Proposed RTSR - Network Interrogatories	Variance	Proposed RTSR - Network Clarification Responses	Variance	Proposed RTSR - Network Settlement	Variance
		(a)	(b)	(c) = (b)-(a)	(d)	(e) = (d)-(b)	(f)	(g) = (f)-(d)
Residential	kWh	0.0071	0.0071	-	0.0071	-	0.0071	-
GS < 50 kW	kWh	0.0066	0.0066	-	0.0066	-	0.0066	-
GS > 50 to less than 1,000 kW	kW	2.7039	2.7044	0.0005	2.7044	-	2.7044	-
GS > 50 - Interval Metered (less than 1,000 kW)	kW	2.8720	2.8725	0.0005	2.8725	-	2.8725	-
GS > 50 - Interval Metered (1,000 to 4,999 kW)	kW	2.8681	2.8686	0.0005	2.8686	-	2.8686	-
Large User	kW	3.1797	3.1803	0.0006	3.1803	-	3.1803	-
Direct Market Participant	kW	2.8720	2.8725	0.0005	2.8725	-	2.8725	-
Unmetered Scattered Load	kWh	0.0066	0.0066	-	0.0066	-	0.0066	-
Street Lighting	kW	2.0393	2.0397	0.0004	2.0397	-	2.0397	-

2021 Test Year								
	Unit	Proposed RTSR - Connection Application	Proposed RTSR - Connection Interrogatories	Variance	Proposed RTSR - Connection Clarification Responses	Variance	Proposed RTSR - Connection Settlement	Variance
		(a)	(b)	(c) = (b)-(a)	(d)	(e) = (d)-(b)	(f)	(g) = (f)-(d)
Residential	kWh	0.0025	0.0025	-	0.0025	-	0.0025	-
GS < 50 kW	kWh	0.0023	0.0023	-	0.0023	-	0.0023	-
GS > 50 to less than 1,000 kW	kW	0.8817	0.8821	0.0004	0.8821	-	0.8821	-
GS > 50 - Interval Metered (less than 1,000 kW)	kW	1.1011	1.1016	0.0005	1.1016	-	1.1016	-
GS > 50 - Interval Metered (1,000 to 4,999 kW)	kW	1.1001	1.1006	0.0005	1.1006	-	1.1006	-
Large User	kW	1.1050	1.1055	0.0005	1.1055	-	1.1055	-
Direct Market Participant	kW	1.1011	1.1016	0.0005	1.1016	-	1.1016	-
Unmetered Scattered Load	kWh	0.0023	0.0023	-	0.0023	-	0.0023	-
Street Lighting	kW	0.6814	0.6817	0.0003	0.6817	-	0.6817	-

Table 3.4B
Low Voltage Service Rates (RTSR)

2021 Test Year								
	Unit	Low Voltage Application	Low Voltage Interrogatories	Variance	Low Voltage Clarification Responses	Variance	Low Voltage Settlement	Variance
		(a)	(b)	(c) = (b)-(a)	(d)	(e) = (d)-(b)	(f)	(g) = (f)-(d)
Residential	kWh	0.0004	0.0003	(0.0001)	0.0003	-	0.0003	-
General Service < 50 kW	kWh	0.0003	0.0003	-	0.0003	-	0.0003	-
General Service > 50 to 4999 kW	kW	0.1226	0.1329	0.0103	0.1322	(0.0007)	0.1322	-
Large User	kW	0.1537	0.1416	(0.0121)	0.1424	0.0008	0.1424	-
Direct Market Participant	kW	0.1226	0.1329	0.0103	0.1322	(0.0007)	0.1322	-
Street Lighting	kWh	0.0948	0.0873	(0.0075)	0.0878	0.0005	0.0878	-
Unmetered Scattered Load	kWh	0.0003	0.0003	-	0.0003	-	0.0003	-

Evidence:

Application:

Exhibit 1 Section 2.1.6, Exhibit 8 Sections 2.8.3, 2.8.7

IRRs:

8-Staff-69, 8-Staff-70, 8-Staff-71, 8-Staff-75, 9-HONI-1, 8-VECC-59

Appendices to this Settlement Proposal:

Appendix A – Draft Tariff of Rates and Charges

Settlement Models:

Waterloo_Settlement_Tariff_Schedule_and_Bill_Impact_Model_2021_COS_20201022

Clarification Responses:

4-Staff-104, VECC-70

Supporting Parties: CCC, SEC, Energy Probe, VECC

Parties Taking No Position: ED, Hydro One

3.5 *Are the proposed standby charges for customers who have load displacement generation or storage equal to or exceeding 50kW in the General Service > 50kW and Large Use rate class appropriate?*

Complete Settlement: WNH agrees to withdraw its request for a utility specific standby charge.

Nothing in this Settlement Proposal shall limit WNH's ability to create or apply standby charges in the future in compliance with future OEB policies, directions, or orders, or to apply for a utility specific standby charge in future proceedings. The settlement of this issue and the positions of the Parties are without prejudice to the rights of WNH to raise the same issue in any other proceeding.

Evidence:

Application:

Exhibit 1 Sections 2.1.4, 2.1.6, Exhibit 7 Section 2.7.1.1

IRRs:

1-Staff-7, 7-Staff-65, 7-Staff-66, 8-Staff-72, 1-CCC-11, 1-EP-3, 7-ED-17, 7-ED-18, 7-SEC-37, 8-SEC-38, 7-VECC-56

Appendices to this Settlement Proposal:

None

Settlement Models:

None

Clarification Responses:

1-Staff-94, SEC-56, SEC-58, VECC-68, VECC-69

Supporting Parties: CCC, SEC, Energy Probe, VECC, ED

Parties Taking No Position: Hydro One

3.6 *Is the proposed use of gross load billing for retail service transmission rates for customers who have load displacement generation in the General Service > 50kW and Large Use rate class appropriate?*

Complete Settlement: The Parties taking a position on this issue accept that the proposed use of gross load billing for retail service transmission rates for customers who have load displacement generation in the General Service > 50kW and Large Use rate class is appropriate. WNH agreed to and has adjusted the wording in its Tariff of Rates and Charges to reflect the various details of the IESO rules related to retail service transmission rates. WNH's draft Tariff of Rates and Charges can be found at Appendix A to this Settlement Proposal.

Evidence:

Application:

Exhibit 1 Section 2.1.4, Exhibit 8 Section 2.8.3

IRRs:

8-Staff-71, 8-VECC-59

Appendices to this Settlement Proposal:

Appendix A – Draft Tariff of Rates and Charges

Settlement Models:

Waterloo_Settlement_Tariff_Schedule_and_Bill_Impact_Model_2021_COS_20201022

Clarification Responses:

VECC-71

Supporting Parties: CCC, SEC, Energy Probe, VECC

Parties Taking No Position: ED, Hydro One

4.0 Accounting

4.1 *Have all impacts of any changes in accounting standards, policies, estimates and adjustments been properly identified and recorded, and is the rate-making treatment of each of these impacts appropriate?*

Complete Settlement: The Parties taking a position on this issue accept that, to the extent that the impacts of any changes in accounting standards, policies, estimates and adjustments have been reviewed during the proceeding, they have been properly identified and recorded, and the treatment of each of these impacts is appropriate.

Evidence:

Application:

Exhibit 1 Sections 2.1.4, 2.1.6, 2.1.9, Exhibit 4 Section 2.4.4

IRRs:

4-Staff-61, 4-SEC-35

Appendices to this Settlement Proposal:

None

Settlement Models:

Waterloo_Settlement_Rev_Reqt_Workform_2021_COS_20201022

Clarification Responses:

None

Supporting Parties: Energy Probe, VECC, CCC, SEC

Parties Taking No Position: ED, Hydro One

4.2 *Are Waterloo North Hydro's proposals for deferral and variance accounts, including the balances in the existing accounts and their disposition, requests for discontinuation of accounts, request for new accounts, and the continuation of existing accounts, appropriate?*

Complete Settlement: The Parties taking a position on this issue accept WNH's proposal for Group 2 deferral and variance accounts. Table 4.2 below sets out the Deferral and Variance Account balances. WNH agrees to refund 100% of the 2019 and 2020 AIIP impacts to customers, which is captured in Table 4.2 below.

The settlement of this issue includes approving the DVA allocation across rate classes consistent with WNH's interrogatory response 1-Staff-1.

The Parties taking a position on this issue accept WNH's proposal for Group 1 deferral and variance accounts, save and except Accounts 1588 and 1589. The Parties taking a position on this issue agree that there will be no disposition of Accounts 1588 and 1589 as proposed in the Application at this time. WNH agrees to cooperate with OEB Staff in the special purpose inspection of Accounts 1588 and 1589 with respect to the prior period adjustment of approximately \$2.6 million credit that is recorded in Account 1588 and refund to the IESO for the same amount arising from the RPP submissions and GA reconciliation accrual process. The inspection is to focus on the accuracy of the adjustment figure(s) and the debit/credit positions of the adjustment(s) instead of the GA reconciliation accrual process that was followed by WNH (the process is no longer used by WNH) but not in conformity with the Accounting Procedure Handbook and the Accounting Guidance issued in February 2019. The special purpose inspection is also to determine any impacts from the prior period adjustment of approximately \$2.6 million to the Account 1589 balance. Once the inspection is completed, WNH is to report back to the OEB for the result of the inspection and to make an application to the OEB for disposition of Accounts 1588 and 1589 in accordance with OEB policies and process.

Table 4.2
Deferral and Variance Account Balances

2021 Test Year								
Account Descriptions	Account Number	Total Disposition Application	Total Disposition Clarification Interrogatories	Variance	Total Disposition Clarification Responses	Variance	Total Disposition Settlement	Variance
		(a)	(b)	(c) = (b)-(a)	(d)	(e) = (d)-(b)	(f)	(g) = (f)-(d)
Group 1 Accounts								
LV Variance Account	1550	128,092	20,446	(107,646)	20,446	-	20,446	-
Smart Metering Entity Charge Variance Account	1551	(65,502)	4,080	69,582	4,080	-	4,080	-
RSVA - Wholesale Market Service Charge	1580	(696,383)	(457,338)	239,045	(457,338)	-	(457,338)	-
RSVA - Retail Transmission Network Charge	1584	417,651	257,293	(160,358)	257,293	-	257,293	-
RSVA - Retail Transmission Connection Charge	1586	259,647	(47,215)	(306,862)	(47,215)	-	(47,215)	-
RSVA - Power (excluding Global Adjustment)	1588	575,189	(2,901,279)	(3,476,468)	(2,901,279)	-	-	2,901,279
RSVA - GA	1589	56,343	405,631	349,288	398,160	(7,471)	-	(398,160)
Disposition and Recovery/Refund of Regulatory Balances (2016)	1595	(16,614)	(50,801)	(34,187)	(50,801)	-	(50,801)	-
Total for Group 1 Accounts		658,423	(2,769,183)	(3,427,606)	(2,776,654)	(7,471)	(273,535)	2,503,119
Group 2 and Other Accounts								
Other Regulatory Assets - Sub-Account - OEB Fees	1508	205,089	202,719	(2,370)	202,719	-	202,719	-
Other Regulatory Assets - Sub-Account - Other - Wireline Attachments	1508	(529,269)	(528,155)	1,114	(528,155)	-	(528,155)	-
Other Regulatory Assets - Sub-Account - MS Disposition	1508	(498,793)	(496,910)	1,883	(496,910)	-	(496,910)	-
Other Regulatory Assets - Sub-Account - OPEB	1508	201,217	164,740	(36,477)	164,740	-	164,740	-
Retail Cost Variance Account - Retail	1518	(74,526)	(73,754)	772	(73,754)	-	(73,754)	-
Retail Cost Variance Account - STR	1548	(2,155)	(2,148)	7	(2,148)	-	(2,148)	-
Smart Meter Capital and Recovery Offset Variance - Sub-Account - Stranded Meter Costs	1555	(26,528)		26,528		-		-
LRAM Variance Account	1568	1,418,944	1,397,284	(21,660)	1,397,284	-	1,404,911	7,627
Variance CGAAP	1576	34,187		(34,187)		-		-
PILs and Tax Variance for 2006 and Subsequent Years - Recover PILs	1592	(251,138)	(676,032)	(424,894)	(676,032)	-	(1,352,064)	(676,032)
Other Deferred Credits	2425	(2,621,628)		2,621,628		-		-
Total for Group 2 and Other Accounts		(2,144,600)	(12,256)	2,132,344	(12,256)	-	(680,661)	(668,405)
Total Deferral and Variance Account Balances		(1,486,177)	(2,781,439)	(1,295,262)	(2,788,910)	(7,471)	(954,196)	1,834,714

Evidence:

Application:

Exhibit 9 in its entirety,
Waterloo_Appl_Deferral_and_Variance_Account_Workform_2021_COS_20200630

IRRs:

1-Staff-1, 9-Staff-77, 9-Staff-78, 9-Staff-79, 9-Staff-80, 9-Staff-81, 9-Staff-82, 9-Staff-83, 9-Staff-84, 9-Staff-85, 9-Staff-86, 9-Staff-87, 9-Staff-88, 9-Staff-89, 9-Staff-90, 9-Staff-91, 9-Staff-92, 9-Staff-93, 1-HONI-1, 9-HONI-1, 9-HONI-2, 9-HONI-3, 9-VECC-61, 9-VECC-62

Appendices to this Settlement Proposal:

None

Settlement Models:

Waterloo_Settlement_DVA_Workform_2021_COS_20201022

Clarification Responses:

9-Staff-108, 9-Staff-109, 9-Staff-110, 9-Staff-111, 9-Staff-112, 9-Staff-113, SEC-52

Supporting Parties: CCC, SEC, Energy Probe, VECC, Hydro One

Parties Taking No Position: ED

5.0 Other

5.1 *Are the Specific Service Charges, Retail Service Charges and Pole Attachment Charge appropriate?*

Complete Settlement: The Parties taking a position on this issue accept the Applicant's proposed Specific Service Charges, Retail Service Charges and Pole Attachment Charge, as shown in the tariff sheet in Appendix A. The Retail Service Charge and the Pole Attachment Charge in the tariff sheet will be updated with 2021 values once they are made available by the Board.

Evidence:

Application:

Exhibit 1 Section 2.1.4, Exhibit 8 Section 2.8.6

IRRs:

3-Staff-37, 8-Staff-73, 8-Staff-74, 8-CCC-34, 3-VECC-34

Appendices to this Settlement Proposal:

Appendix A – Draft Tariff of Rates and Charges

Settlement Models:

Waterloo_Settlement_Tariff_Schedule_and_Bill_Impact_Model_2021_COS_20201022

Clarification Responses:

None

Supporting Parties: CCC, SEC, Energy Probe, VECC

Parties Taking No Position: ED, Hydro One

5.2 *Is the proposed effective date (i.e. January 1, 2021) for 2021 rates appropriate?*

Complete Settlement: The Parties taking a position on this issue agree that the proposed effective date of January 1, 2021 is appropriate.

Evidence:

Application:

Exhibit 1 Section 2.1.4

IRRs:

None

Appendices to this Settlement Proposal:

None

Settlement Models:

None

Clarification Responses:

None

Supporting Parties: CCC, SEC, Energy Probe, VECC

Parties Taking No Position: ED, Hydro One

5.3 *Has Waterloo North Hydro responded appropriately to the requirement to undertake a review of executive compensation incentive plans as outlined in the EB-2015-0108 Settlement Agreement?*

Complete Settlement: The Parties taking a position on this issue accept that WNH has responded appropriately to the requirement to undertake a review of executive compensation incentive plans is in compliance with the terms of the EB-2015-0108 Settlement Agreement.

Evidence:

Application:

Exhibit 1 Section 2.1.4

IRRs:

1-Staff-6, 1-SEC-10, 1-SEC-11

Appendices to this Settlement Proposal:

None

Settlement Models:

None

Clarification Responses:

4-Staff-102, SEC-66, SEC-67

Supporting Parties: CCC, SEC, Energy Probe, VECC

Parties Taking No Position: ED, Hydro One

Appendix A
Proposed Tariff of Rates and Charges
Effective Date January 1, 2021

Waterloo North Hydro Inc.
TARIFF OF RATES AND CHARGES
Effective and Implementation Date January 1, 2021
This schedule supersedes and replaces all previously
approved schedules of Rates, Charges and Loss Factors

EB-2020-0059

RESIDENTIAL SERVICE CLASSIFICATION

This classification applies to an account taking electricity at 750 volts or less where the electricity is used exclusively in a separate metered living accommodation. Customers shall be residing in single-dwelling units that consist of a detached house or one unit of a semi-detached, duplex, triplex or quadruplex house, with a residential zoning. Separately metered dwellings within a town house complex or apartment building also qualify as residential customers. All customers are single-phase. Class B consumers are defined in accordance with O. Reg. 429/04. Further servicing details are available in the distributor's Conditions of Service.

APPLICATION

The application of these rates and charges shall be in accordance with the Licence of the Distributor and any Code or Order of the Ontario Energy Board, and amendments thereto as approved by the Ontario Energy Board, which may be applicable to the administration of this schedule.

No rates and charges for the distribution of electricity and charges to meet the costs of any work or service done or furnished for the purpose of the distribution of electricity shall be made except as permitted by this schedule, unless required by the Distributor's Licence or a Code or Order of the Ontario Energy Board, and amendments thereto as approved by the Ontario Energy Board, or as specified herein.

Unless specifically noted, this schedule does not contain any charges for the electricity commodity, be it under the Regulated Price Plan, a contract with a retailer or the wholesale market price, as applicable. In addition, the charges in the MONTHLY RATES AND CHARGES - Regulatory Component of this schedule do not apply to a customer that is an embedded wholesale market participant.

It should be noted that this schedule does not list any charges, assessments or credits that are required by law to be invoiced by a distributor and that are not subject to Ontario Energy Board approval, such as the Global Adjustment and the HST.

MONTHLY RATES AND CHARGES - Delivery Component

Service Charge	\$	32.73
Rate Rider for Group 2 Accounts - effective until December 31, 2021	\$	(0.93)
Smart Metering Entity Charge - effective until December 31, 2022	\$	0.57
Low Voltage Service Rate	\$/kWh	0.0003
Rate Rider for Disposition of Deferral/Variance Accounts - effective until December 31, 2021	\$/kWh	(0.0002)
Rate Rider for Account 1568 - LRAM Variance Account - effective until December 31, 2021	\$/kWh	0.0012
Retail Transmission Rate - Network Service Rate	\$/kWh	0.0071
Retail Transmission Rate - Line and Transformation Connection Service Rate	\$/kWh	0.0025

MONTHLY RATES AND CHARGES - Regulatory Component

Wholesale Market Service Rate (WMS) - not including CBR	\$/kWh	0.0030
Capacity Based Recovery (CBR) - Applicable for Class B Customers	\$/kWh	0.0004
Rural or Remote Electricity Rate Protection Charge (RRRP)	\$/kWh	0.0005
Standard Supply Service - Administrative Charge (if applicable)	\$	0.25

Waterloo North Hydro Inc.
TARIFF OF RATES AND CHARGES
Effective and Implementation Date January 1, 2021
This schedule supersedes and replaces all previously
approved schedules of Rates, Charges and Loss Factors

EB-2020-0059

GENERAL SERVICE LESS THAN 50 KW SERVICE CLASSIFICATION

This classification applies to a non residential account taking electricity at 750 volts or less whose average monthly maximum demand is less than, or is forecast to be less than, 50 kW. Class B consumers are defined in accordance with O. Reg. 429/04. Further servicing details are available in the distributor's Conditions of Service.

APPLICATION

The application of these rates and charges shall be in accordance with the Licence of the Distributor and any Code or Order of the Ontario Energy Board, and amendments thereto as approved by the Ontario Energy Board, which may be applicable to the administration of this schedule.

No rates and charges for the distribution of electricity and charges to meet the costs of any work or service done or furnished for the purpose of the distribution of electricity shall be made except as permitted by this schedule, unless required by the Distributor's Licence or a Code or Order of the Ontario Energy Board, and amendments thereto as approved by the Ontario Energy Board, or as specified herein.

Unless specifically noted, this schedule does not contain any charges for the electricity commodity, be it under the Regulated Price Plan, a contract with a retailer or the wholesale market price, as applicable. In addition, the charges in the MONTHLY RATES AND CHARGES - Regulatory Component of this schedule do not apply to a customer that is an embedded wholesale market participant.

It should be noted that this schedule does not list any charges, assessments or credits that are required by law to be invoiced by a distributor and that are not subject to Ontario Energy Board approval, such as the Global Adjustment and the HST.

MONTHLY RATES AND CHARGES - Delivery Component

Service Charge	\$	33.71
Smart Metering Entity Charge - effective until December 31, 2022	\$	0.57
Rate Rider for Disposition of Deferral/Variance Accounts - effective until December 31, 2021	\$/kWh	(0.0002)
Rate Rider for Group 2 Accounts - effective until December 31, 2021	\$/kWh	(0.0014)
Rate Rider for Account 1568 - LRAM Variance Account - effective until December 31, 2021	\$/kWh	0.0005
Distribution Volumetric Rate	\$/kWh	0.0174
Low Voltage Service Rate	\$/kWh	0.0003
Retail Transmission Rate - Network Service Rate	\$/kWh	0.0066
Retail Transmission Rate - Line and Transformation Connection Service Rate	\$/kWh	0.0023

MONTHLY RATES AND CHARGES - Regulatory Component

Wholesale Market Service Rate (WMS) - not including CBR	\$/kWh	0.0030
Capacity Based Recovery (CBR) - Applicable for Class B Customers	\$/kWh	0.0004
Rural or Remote Electricity Rate Protection Charge (RRRP)	\$/kWh	0.0005
Standard Supply Service - Administrative Charge (if applicable)	\$	0.25

Waterloo North Hydro Inc.
TARIFF OF RATES AND CHARGES
Effective and Implementation Date January 1, 2021
This schedule supersedes and replaces all previously
approved schedules of Rates, Charges and Loss Factors

EB-2020-0059

GENERAL SERVICE 50 TO 4,999 KW SERVICE CLASSIFICATION

This classification applies to a non residential account whose average monthly maximum demand used for billing purposes is equal to or greater than, or is forecast to be equal to or greater than, 50 kW but less than 5,000 kW. Class A and Class B consumers are defined in accordance with O. Reg. 429/04. Further servicing details are available in the distributor's Conditions of Service. Note that for the application of the Retail Transmission Rate - Network Service Rate and the Retail Transmission Rate - Line and Transformation Connection Service Rate the following sub-classifications apply: General Service 50 to 999 kW non-interval metered; General Service 50 to 999 kW interval metered; and General Service 1,000 to 4,999 kW interval metered.

APPLICATION

The application of these rates and charges shall be in accordance with the Licence of the Distributor and any Code or Order of the Ontario Energy Board, and amendments thereto as approved by the Ontario Energy Board, which may be applicable to the administration of this schedule.

No rates and charges for the distribution of electricity and charges to meet the costs of any work or service done or furnished for the purpose of the distribution of electricity shall be made except as permitted by this schedule, unless required by the Distributor's Licence or a Code or Order of the Ontario Energy Board, and amendments thereto as approved by the Ontario Energy Board, or as specified herein.

Unless specifically noted, this schedule does not contain any charges for the electricity commodity, be it under the Regulated Price Plan, a contract with a retailer or the wholesale market price, as applicable. In addition, the charges in the MONTHLY RATES AND CHARGES - Regulatory Component of this schedule do not apply to a customer that is an embedded wholesale market participant.

If included in the following listing of monthly rates and charges, the rate rider for the disposition of WMS - Sub-account CBR Class B is not applicable to wholesale market participants (WMP), customers that transitioned between Class A and Class B during the variance account accumulation period, or to customers that were in Class A for the entire period. Customers who transitioned are to be charged or refunded their share of the variance disposed through customer specific billing adjustments. This rate rider is to be consistently applied for the entire period to the sunset date of the rate rider. In addition, this rate rider is applicable to all new Class B customers.

If included in the following listing of monthly rates and charges, the rate rider for the disposition of Global Adjustment is only applicable to non-RPP Class B customers. It is not applicable to WMP, customers that transitioned between Class A and Class B during the variance account accumulation period, or to customers that were in Class A for the entire period. Customers who transitioned are to be charged or refunded their share of the variance disposed through customer specific billing adjustments. This rate rider is to be consistently applied for the entire period to the sunset date of the rate rider. In addition, this rate rider is applicable to all new non-RPP Class B customers.

It should be noted that this schedule does not list any charges, assessments or credits that are required by law to be invoiced by a distributor and that are not subject to Ontario Energy Board approval, such as the Global Adjustment and the HST.

Waterloo North Hydro Inc.
TARIFF OF RATES AND CHARGES
Effective and Implementation Date January 1, 2021
This schedule supersedes and replaces all previously
approved schedules of Rates, Charges and Loss Factors

EB-2020-0059

MONTHLY RATES AND CHARGES - Delivery Component

Service Charge	\$	125.96
Rate Rider for Disposition of Deferral/Variance Accounts - effective until December 31, 2021	\$/kWh	0.0001
Rate Rider for Disposition of Deferral/Variance Accounts Applicable only for Non-Wholesale Market Participants - effective until December 31, 2021	\$/kWh	(0.0003)
Rate Rider for Group 2 Accounts - effective until December 31, 2021	\$/kWh	(0.0014)
Rate Rider for Account 1568 - LRAM Variance Account - effective until December 31, 2021	\$/kWh	0.0012
Distribution Volumetric Rate	\$/kW	5.4651
Low Voltage Service Rate	\$/kW	0.1322
Retail Transmission Rate - Network Service Rate - (less than 1,000 kW)	\$/kW	2.7044
Retail Transmission Rate - Network Service Rate - Interval Metered (less than 1,000 kW)	\$/kW	2.8725
Retail Transmission Rate - Network Service Rate - Interval Metered (1,000 to 4,999 kW)	\$/kW	2.8686
Retail Transmission Rate - Line and Transformation Connection Service Rate - (less than 1,000 kW) (see Gross Load Billing Note)	\$/kW	0.8821
Retail Transmission Rate - Line and Trans. Connection Service Rate - Interval Metered (less than 1,000 kW) (see Gross Load Billing Note)	\$/kW	1.1016
Retail Transmission Rate - Line and Trans. Connection Service Rate - Interval Metered (1,000 to 4,999 kW) (see Gross Load Billing Note)	\$/kW	1.1006

MONTHLY RATES AND CHARGES - Regulatory Component

Wholesale Market Service Rate (WMS) - not including CBR	\$/kWh	0.0030
Capacity Based Recovery (CBR) - Applicable for Class B Customers	\$/kWh	0.0004
Rural or Remote Electricity Rate Protection Charge (RRRP)	\$/kWh	0.0005
Standard Supply Service - Administrative Charge (if applicable)	\$	0.25

GROSS LOAD BILLING NOTE

The Billing Demand for Line and Transformation Connection Services is defined as the Non-Coincident Peak demand (MW) in any hour of the month. The customer demand in any hour is the sum of (a) the loss adjusted demand supplied from the distribution system plus (b) the demand that is supplied by embedded generation installed after October 30, 1998, which have installed capacity of 2 MW or more for renewable generation and 1 MW or higher for non-renewable generation. The term renewable generation refers to a facility that generates electricity from the following sources: wind, solar, Biomass, Bio-oil, Bio-gas, landfill gas, or water. The demand supplied by embedded generation will not be adjusted for loss.

Waterloo North Hydro Inc.
TARIFF OF RATES AND CHARGES
Effective and Implementation Date January 1, 2021
This schedule supersedes and replaces all previously
approved schedules of Rates, Charges and Loss Factors

EB-2020-0059

LARGE USE SERVICE CLASSIFICATION

This classification applies to an account whose average monthly maximum demand used for billing purposes is equal to or greater than, or is forecast to be equal to or greater than, 5,000 kW. Class A and Class B consumers are defined in accordance with O. Reg. 429/04. Further servicing details are available in the distributor's Conditions of Service.

APPLICATION

The application of these rates and charges shall be in accordance with the Licence of the Distributor and any Code or Order of the Ontario Energy Board, and amendments thereto as approved by the Ontario Energy Board, which may be applicable to the administration of this schedule.

No rates and charges for the distribution of electricity and charges to meet the costs of any work or service done or furnished for the purpose of the distribution of electricity shall be made except as permitted by this schedule, unless required by the Distributor's Licence or a Code or Order of the Ontario Energy Board, and amendments thereto as approved by the Ontario Energy Board, or as specified herein.

Unless specifically noted, this schedule does not contain any charges for the electricity commodity, be it under the Regulated Price Plan, a contract with a retailer or the wholesale market price, as applicable. In addition, the charges in the MONTHLY RATES AND CHARGES - Regulatory Component of this schedule do not apply to a customer that is an embedded wholesale market participant.

If included in the following listing of monthly rates and charges, the rate rider for the disposition of WMS - Sub-account CBR Class B is not applicable to wholesale market participants (WMP), customers that transitioned between Class A and Class B during the variance account accumulation period, or to customers that were in Class A for the entire period. Customers who transitioned are to be charged or refunded their share of the variance disposed through customer specific billing adjustments. This rate rider is to be consistently applied for the entire period to the sunset date of the rate rider. In addition, this rate rider is applicable to all new Class B customers.

If included in the following listing of monthly rates and charges, the rate rider for the disposition of Global Adjustment is only applicable to non-RPP Class B customers. It is not applicable to WMP, customers that transitioned between Class A and Class B during the variance account accumulation period, or to customers that were in Class A for the entire period. Customers who transitioned are to be charged or refunded their share of the variance disposed through customer specific billing adjustments. This rate rider is to be consistently applied for the entire period to the sunset date of the rate rider. In addition, this rate rider is applicable to all new non-RPP Class B customers.

It should be noted that this schedule does not list any charges, assessments or credits that are required by law to be invoiced by a distributor and that are not subject to Ontario Energy Board approval, such as the Global Adjustment and the HST.

Waterloo North Hydro Inc.
TARIFF OF RATES AND CHARGES
Effective and Implementation Date January 1, 2021
This schedule supersedes and replaces all previously
approved schedules of Rates, Charges and Loss Factors

EB-2020-0059

MONTHLY RATES AND CHARGES - Delivery Component

Service Charge	\$	7,359.96
Rate Rider for Disposition of Deferral/Variance Accounts - effective until December 31, 2021	\$/kWh	(0.0002)
Rate Rider for Group 2 Accounts - effective until December 31, 2021	\$/kWh	(0.0014)
Rate Rider for Account 1568 - LRAM Variance Account - effective until December 31, 2021	\$/kWh	(0.0001)
Distribution Volumetric Rate	\$/kW	4.3424
Low Voltage Service Rate	\$/kW	0.1424
Retail Transmission Rate - Network Service Rate - Interval Metered	\$/kW	3.1803
Retail Transmission Rate - Line and Transformation Connection Service Rate - Interval Metered (see Gross Load Billing Note)	\$/kW	1.1055

MONTHLY RATES AND CHARGES - Regulatory Component

Wholesale Market Service Rate (WMS) - not including CBR	\$/kWh	0.0030
Capacity Based Recovery (CBR) - Applicable for Class B Customers	\$/kWh	0.0004
Rural or Remote Electricity Rate Protection Charge (RRRP)	\$/kWh	0.0005
Standard Supply Service - Administrative Charge (if applicable)	\$	0.25

GROSS LOAD BILLING NOTE

The Billing Demand for Line and Transformation Connection Services is defined as the Non-Coincident Peak demand (MW) in any hour of the month. The customer demand in any hour is the sum of (a) the loss adjusted demand supplied from the distribution system plus (b) the demand that is supplied by embedded generation installed after October 30, 1998, which have installed capacity of 2 MW or more for renewable generation and 1 MW or higher for non-renewable generation. The term renewable generation refers to a facility that generates electricity from the following sources: wind, solar, Biomass, Bio-oil, Bio-gas, landfill gas, or water. The demand supplied by embedded generation will not be adjusted for loss.

Waterloo North Hydro Inc.
TARIFF OF RATES AND CHARGES
Effective and Implementation Date January 1, 2021
This schedule supersedes and replaces all previously
approved schedules of Rates, Charges and Loss Factors

EB-2020-0059

UNMETERED SCATTERED LOAD SERVICE CLASSIFICATION

This classification applies to an account taking electricity at 750 volts or less whose average monthly maximum demand is less than, or is forecast to be less than, 50 kW and the consumption is unmetered. Such connections include cable TV power packs, bus shelters, telephone booths, traffic lights, railway crossings, etc. The level of the consumption will be agreed to by the distributor and the customer, based on detailed manufacturer information/ documentation with regard to electrical consumption of the unmetered load or periodic monitoring of actual consumption. Class B consumers are defined in accordance with O. Reg. 429/04. Further servicing details are available in the distributor's Conditions of Service.

APPLICATION

The application of these rates and charges shall be in accordance with the Licence of the Distributor and any Code or Order of the Ontario Energy Board, and amendments thereto as approved by the Ontario Energy Board, which may be applicable to the administration of this schedule.

No rates and charges for the distribution of electricity and charges to meet the costs of any work or service done or furnished for the purpose of the distribution of electricity shall be made except as permitted by this schedule, unless required by the Distributor's Licence or a Code or Order of the Ontario Energy Board, and amendments thereto as approved by the Ontario Energy Board, or as specified herein.

Unless specifically noted, this schedule does not contain any charges for the electricity commodity, be it under the Regulated Price Plan, a contract with a retailer or the wholesale market price, as applicable. In addition, the charges in the MONTHLY RATES AND CHARGES - Regulatory Component of this schedule do not apply to a customer that is an embedded wholesale market participant.

It should be noted that this schedule does not list any charges, assessments or credits that are required by law to be invoiced by a distributor and that are not subject to Ontario Energy Board approval, such as the Global Adjustment and the HST.

MONTHLY RATES AND CHARGES - Delivery Component

Service Charge (per connection)	\$	11.20
Rate Rider for Disposition of Deferral/Variance Accounts - effective until December 31, 2021	\$/kWh	(0.0002)
Rate Rider for Group 2 Accounts - effective until December 31, 2021	\$/kWh	(0.0014)
Distribution Volumetric Rate	\$/kWh	0.0147
Low Voltage Service Rate	\$/kWh	0.0003
Retail Transmission Rate - Network Service Rate	\$/kWh	0.0066
Retail Transmission Rate - Line and Transformation Connection Service Rate	\$/kWh	0.0023

MONTHLY RATES AND CHARGES - Regulatory Component

Wholesale Market Service Rate (WMS) - not including CBR	\$/kWh	0.0030
Capacity Based Recovery (CBR) - Applicable for Class B Customers	\$/kWh	0.0004
Rural or Remote Electricity Rate Protection Charge (RRRP)	\$/kWh	0.0005
Standard Supply Service - Administrative Charge (if applicable)	\$	0.25

Waterloo North Hydro Inc.
TARIFF OF RATES AND CHARGES
Effective and Implementation Date January 1, 2021
This schedule supersedes and replaces all previously
approved schedules of Rates, Charges and Loss Factors

EB-2020-0059

STREET LIGHTING SERVICE CLASSIFICATION

This classification applies to an account for roadway lighting with a Municipality, Regional Municipality, Ministry of Transportation and private roadway lighting, controlled by photo cells. The consumption for these customers will be based on the calculated connected load times the required lighting times established in the approved Ontario Energy Board street lighting load shape template. Class B consumers are defined in accordance with O. Reg. 429/04. Further servicing details are available in the distributor's Conditions of Service.

APPLICATION

The application of these rates and charges shall be in accordance with the Licence of the Distributor and any Code or Order of the Ontario Energy Board, and amendments thereto as approved by the Ontario Energy Board, which may be applicable to the administration of this schedule.

No rates and charges for the distribution of electricity and charges to meet the costs of any work or service done or furnished for the purpose of the distribution of electricity shall be made except as permitted by this schedule, unless required by the Distributor's Licence or a Code or Order of the Ontario Energy Board, and amendments thereto as approved by the Ontario Energy Board, or as specified herein.

Unless specifically noted, this schedule does not contain any charges for the electricity commodity, be it under the Regulated Price Plan, a contract with a retailer or the wholesale market price, as applicable. In addition, the charges in the MONTHLY RATES AND CHARGES - Regulatory Component of this schedule do not apply to a customer that is an embedded wholesale market participant.

It should be noted that this schedule does not list any charges, assessments or credits that are required by law to be invoiced by a distributor and that are not subject to Ontario Energy Board approval, such as the Global Adjustment and the HST.

MONTHLY RATES AND CHARGES - Delivery Component

Service Charge (per device)	\$	0.36
Rate Rider for Disposition of Deferral/Variance Accounts - effective until December 31, 2021	\$/kWh	(0.0003)
Rate Rider for Group 2 Accounts - effective until December 31, 2021	\$/kWh	(0.0014)
Distribution Volumetric Rate	\$/kW	10.1024
Low Voltage Service Rate	\$/kW	0.0878

Retail Transmission Rate - Network Service Rate	\$/kW	2.0397
---	-------	--------

Retail Transmission Rate - Line and Transformation Connection Service Rate	\$/kW	0.6817
--	-------	--------

MONTHLY RATES AND CHARGES - Regulatory Component

Wholesale Market Service Rate (WMS) - not including CBR	\$/kWh	0.0030
Capacity Based Recovery (CBR) - Applicable for Class B Customers	\$/kWh	0.0004
Rural or Remote Electricity Rate Protection Charge (RRRP)	\$/kWh	0.0005
Standard Supply Service - Administrative Charge (if applicable)	\$	0.25

Waterloo North Hydro Inc.
TARIFF OF RATES AND CHARGES
Effective and Implementation Date January 1, 2021
This schedule supersedes and replaces all previously
approved schedules of Rates, Charges and Loss Factors

EB-2020-0059

microFIT SERVICE CLASSIFICATION

This classification applies to an electricity generation facility contracted under the Independent Electricity System Operator's microFIT program and connected to the distributor's distribution system. Further servicing details are available in the distributor's Conditions of Service.

APPLICATION

The application of these rates and charges shall be in accordance with the Licence of the Distributor and any Code or Order of the Ontario Energy Board, and amendments thereto as approved by the Ontario Energy Board, which may be applicable to the administration of this schedule.

No rates and charges for the distribution of electricity and charges to meet the costs of any work or service done or furnished for the purpose of the distribution of electricity shall be made except as permitted by this schedule, unless required by the Distributor's Licence or a Code or Order of the Ontario Energy Board, and amendments thereto as approved by the Ontario Energy Board, or as specified herein.

Unless specifically noted, this schedule does not contain any charges for the electricity commodity, be it under the Regulated Price Plan, a contract with a retailer or the wholesale market price, as applicable.

It should be noted that this schedule does not list any charges, assessments or credits that are required by law to be invoiced by a distributor and that are not subject to Ontario Energy Board approval, such as the Global Adjustment and the HST.

MONTHLY RATES AND CHARGES - Delivery Component

Service Charge	\$	5.40
----------------	----	------

Waterloo North Hydro Inc.
TARIFF OF RATES AND CHARGES
Effective and Implementation Date January 1, 2021
This schedule supersedes and replaces all previously
approved schedules of Rates, Charges and Loss Factors

EB-2020-0059

EMBEDDED DISTRIBUTOR SERVICE CLASSIFICATION

This classification applies to an electricity distributor licensed by the Ontario Energy Board that is provided electricity by means of this distributor's facilities. Class B consumers are defined in accordance with O. Reg. 429/04. Further servicing details are available in the distributor's Conditions of Service.

APPLICATION

The application of these rates and charges shall be in accordance with the Licence of the Distributor and any Code or Order of the Ontario Energy Board, and amendments thereto as approved by the Ontario Energy Board, which may be applicable to the administration of this schedule.

No rates and charges for the distribution of electricity and charges to meet the costs of any work or service done or furnished for the purpose of the distribution of electricity shall be made except as permitted by this schedule, unless required by the Distributor's Licence or a Code or Order of the Ontario Energy Board, and amendments thereto as approved by the Ontario Energy Board, or as specified herein.

Unless specifically noted, this schedule does not contain any charges for the electricity commodity, be it under the Regulated Price Plan, a contract with a retailer or the wholesale market price, as applicable. In addition, the charges in the MONTHLY RATES AND CHARGES - Regulatory Component of this schedule do not apply to a customer that is an embedded wholesale market participant.

It should be noted that this schedule does not list any charges, assessments or credits that are required by law to be invoiced by a distributor and that are not subject to Ontario Energy Board approval, such as the Global Adjustment and the HST.

MONTHLY RATES AND CHARGES - Delivery Component

Rate Rider for Disposition of Deferral/Variance Accounts - effective until December 31, 2021	\$/kWh	(0.0003)
Rate Rider for Group 2 Accounts - effective until December 31, 2021	\$/kWh	(0.0014)
Distribution Volumetric Rate	\$/kW	0.0215

MONTHLY RATES AND CHARGES - Regulatory Component

Wholesale Market Service Rate (WMS) - not including CBR	\$/kWh	0.0030
Capacity Based Recovery (CBR) - Applicable for Class B Customers	\$/kWh	0.0004
Rural or Remote Electricity Rate Protection Charge (RRRP)	\$/kWh	0.0005
Standard Supply Service - Administrative Charge (if applicable)	\$	0.25

Waterloo North Hydro Inc.
TARIFF OF RATES AND CHARGES
Effective and Implementation Date January 1, 2021
This schedule supersedes and replaces all previously
approved schedules of Rates, Charges and Loss Factors

EB-2020-0059

ALLOWANCES

Transformer Allowance for Ownership - per kW of billing demand/month	\$/kW	(0.60)
Primary Metering Allowance for Transformer Losses - applied to measured demand & energy	%	(1.00)

SPECIFIC SERVICE CHARGES

APPLICATION

The application of these rates and charges shall be in accordance with the Licence of the Distributor and any Code or Order of the Ontario Energy Board, and amendments thereto as approved by the Ontario Energy Board, which may be applicable to the administration of this schedule.

No charges to meet the costs of any work or service done or furnished for the purpose of the distribution of electricity shall be made except as permitted by this schedule, unless required by the Distributor's Licence or a Code or Order of the Ontario Energy Board, and amendments thereto as approved by the Ontario Energy Board, or as specified herein.

It should be noted that this schedule does not list any charges, assessments or credits that are required by law to be invoiced by a distributor and that are not subject to Ontario Energy Board approval, such as the Global Adjustment and the HST.

Customer Administration

Easement letter	\$	15.00
Returned cheque (plus bank charges)	\$	15.00
Duplicate invoices for previous billing	\$	15.00
Income tax letter	\$	15.00
Account set up charge / change of occupancy charge (plus credit agency costs if applicable)	\$	30.00
Meter dispute charge plus Measurement Canada fees (if meter found correct)	\$	30.00

Non-Payment of Account

Late payment - per month (effective annual rate 19.56% per annum or 0.04896% compounded daily rate)	%	1.50
Reconnection at meter - during regular hours	\$	65.00
Reconnection at meter - after regular hours	\$	185.00

Other

Specific charge for access to the power poles - \$/pole/year (with the exception of wireless attachments)	\$	45.48
Owner Requested Disconnection/Reconnection at Meter – During Regular Hours	\$	130.00
Owner Requested Disconnection/Reconnection at Meter – After Regular Hours	\$	335.00
Owner Requested Disconnection/Reconnection at Pole/Transformer – During Regular Hours	\$	310.00
Owner Requested Disconnection/Reconnection at Pole/Transformer – After Regular Hours	\$	685.00

Waterloo North Hydro Inc.
TARIFF OF RATES AND CHARGES
Effective and Implementation Date January 1, 2021
This schedule supersedes and replaces all previously
approved schedules of Rates, Charges and Loss Factors

EB-2020-0059

RETAIL SERVICE CHARGES (if applicable)

APPLICATION

The application of these rates and charges shall be in accordance with the Licence of the Distributor and any Code or Order of the Ontario Energy Board, and amendments thereto as approved by the Ontario Energy Board, which may be applicable to the administration of this schedule.

No rates and charges for the distribution of electricity and charges to meet the costs of any work or service done or furnished for the purpose of the distribution of electricity shall be made except as permitted by this schedule, unless required by the Distributor's Licence or a Code or Order of the Ontario Energy Board, and amendments thereto as approved by the Ontario Energy Board, or as specified herein.

Unless specifically noted, this schedule does not contain any charges for the electricity commodity, be it under the Regulated Price Plan, a contract with a retailer or the wholesale market price, as applicable.

It should be noted that this schedule does not list any charges, assessments or credits that are required by law to be invoiced by a distributor and that are not subject to Ontario Energy Board approval, such as the Global Adjustment and the HST.

Retail Service Charges refer to services provided by a distributor to retailers or customers related to the supply of competitive electricity

One-time charge, per retailer, to establish the service agreement between the distributor and the retailer	\$	104.24
Monthly Fixed Charge, per retailer	\$	41.70
Monthly Variable Charge, per customer, per retailer	\$/cust.	1.04
Distributor-consolidated billing monthly charge, per customer, per retailer	\$/cust.	0.62
Retailer-consolidated billing monthly credit, per customer, per retailer	\$/cust.	(0.62)
Service Transaction Requests (STR)		
Request fee, per request, applied to the requesting party	\$	0.52
Processing fee, per request, applied to the requesting party	\$	1.04
Request for customer information as outlined in Section 10.6.3 and Chapter 11 of the Retail Settlement Code directly to retailers and customers, if not delivered electronically through the Electronic Business Transaction (EBT) system, applied to the requesting party		
Up to twice a year	\$	no charge
More than twice a year, per request (plus incremental delivery costs)	\$	4.17
Notice of switch letter charge, per letter (unless the distributor has opted out of applying the charge as per the Ontario Energy Board's Decision and Order EB-2015-0304, issued on February 14, 2019)	\$	2.08

LOSS FACTORS

If the distributor is not capable of prorating changed loss factors jointly with distribution rates, the revised loss factors will be implemented upon the first subsequent billing for each billing cycle.

Total Loss Factor - Secondary Metered Customer < 5,000 kW	1.0353
Total Loss Factor - Secondary Metered Customer > 5,000 kW	1.0136
Total Loss Factor - Primary Metered Customer < 5,000 kW	1.025
Total Loss Factor - Primary Metered Customer > 5,000 kW	1.0036

Appendix B – OEB Appendix 2-AB Capital Expenditure Summary

See below for an updated Appendix 2-AB revised to reflect this Settlement Proposal.

Appendix 2-AB

Table 2 - Capital Expenditure Summary from Chapter 5 Consolidated Distribution System Plan Filing Requirements

First year of Forecast Period:
 2021

CATEGORY	Historical Period (previous plan ¹ & actual)															Forecast Period (planned)				
	2016			2017			2018			2019			2020			2021	2022	2023	2024	2025
	Plan	Actual	Var	Plan	Actual	Var	Plan	Actual	Var	Plan	Actual	Var	Plan	Actual ²	Var					
	\$ '000			\$ '000			\$ '000			\$ '000			\$ '000							
			%			%			%			%			%	\$ '000				
System Access	11,172	17,628	57.8%	7,521	6,299	-16.3%	6,020	6,091	1.2%	5,947	6,243	5.0%	6,086	6,822	12.1%	5,840	6,166	5,959	6,448	6,592
System Renewal	7,360	7,801	6.0%	10,001	9,482	-5.2%	9,438	8,424	-10.8%	8,801	9,439	7.2%	8,976	8,440	-6.0%	8,947	9,572	9,498	9,643	9,851
System Service	2,406	1,742	-27.6%	1,680	567	-66.3%	1,725	1,822	5.6%	1,175	2,449	108.4%	1,176	1,763	50.0%	2,194	1,346	1,313	1,436	1,412
General Plant	1,869	2,288	22.4%	2,814	2,265	-19.5%	1,661	2,030	22.2%	1,670	1,810	8.4%	1,650	2,353	42.6%	2,776	3,861	3,865	2,676	2,372
TOTAL EXPENDITURE	22,807	29,460	29.2%	22,016	18,612	-15.5%	18,845	18,368	-2.5%	17,593	19,941	13.3%	17,887	19,378	8.3%	19,757	20,945	20,636	20,203	20,227
Capital Contributions	- 6,372	- 12,636	98.3%	- 2,352	- 4,579	94.7%	- 1,902	- 2,969	56.1%	- 1,902	- 2,111	11.0%	- 1,902	- 2,598	36.6%	- 2,695	- 2,710	- 2,536	- 2,819	- 2,876
Net Capital Expenditures	16,434	16,823	2.4%	19,664	14,033	-28.6%	16,943	15,399	-9.1%	15,691	17,830	13.6%	15,985	16,780	5.0%	17,061	18,235	18,100	17,384	17,352
System O&M	\$ 7,548	\$ 7,363	-2.5%		\$ 7,558	--		\$ 7,985	--		\$ 7,767	--		\$ 7,907	--	\$ 7,903	\$ 8,061	\$ 8,222	\$ 8,386	\$ 8,554

Notes to the Table:

- Historical "previous plan" data is not required unless a plan has previously been filed. However, use the last OEB-approved, at least on a Total (Capital) Expenditure basis for the last cost of service rebasing year, and the applicant should include their planned budget in each subsequent historical year up to and including the Bridge Year.
- Indicate the number of months of 'actual' data included in the last year of the Historical Period (normally a 'bridge' year):

Explanatory Notes on Variances (complete only if applicable)
Notes on shifts in forecast vs. historical budgets by category
Notes on year over year Plan vs. Actual variances for Total Expenditures
Notes on Plan vs. Actual variance trends for individual expenditure categories

Appendix C – OEB Appendix 2-BA 2021 Fixed Asset Continuity Schedule

See below for an updated Appendix 2-BA revised to reflect this Settlement Proposal.

**Appendix D –
Revenue Requirement Workform**



Ontario Energy Board

Revenue Requirement Workform (RRWF) for 2021 Filers



Version 1.00

Utility Name	Waterloo North Hydro Inc.
Service Territory	
Assigned EB Number	EB-2020-0059
Name and Title	Albert P. Singh, VP Finance & CFO
Phone Number	519-888-5542
Email Address	asingh@wnhydro.com
Test Year	2021
Bridge Year	2020
Last Rebasing Year	2016

The RRWF has been enhanced commencing with 2017 rate applications to provide estimated base distribution rates. The enhanced RRWF is not intended to replace a utility's formal rate generator model which should continue to be the source of the proposed rates as well as the final ones at the conclusion of the proceeding. The load forecasting addition made to this model is intended to be demonstrative only and does not replace the information filed in the utility's application. In an effort to minimize the incremental work required from utilities, the cost allocation and rate design additions to this model do in fact replace former appendices that were required to be filed as part of the cost of service (Chapter 2) filing requirements.

This Workbook Model is protected by copyright and is being made available to you solely for the purpose of filing your application. You may use and copy this model for that purpose, and provide a copy of this model to any person that is advising or assisting you in that regard. Except as indicated above, any copying, reproduction, publication, sale, adaptation, translation, modification, reverse engineering or other use or dissemination of this model without the express written consent of the Ontario Energy Board is prohibited. If you provide a copy of this model to a person that is advising or assisting you in preparing the application or reviewing your draft rate order, you must ensure that the person understands and agrees to the restrictions noted above.

While this model has been provided in Excel format and is required to be filed with the applications, the onus remains on the applicant to ensure the accuracy of the data and the



Ontario Energy Board

Revenue Requirement Workform (RRWF) for 2021 Filers

[1. Info](#)

[2. Table of Contents](#)

[3. Data Input Sheet](#)

[4. Rate Base](#)

[5. Utility Income](#)

[6. Taxes PILs](#)

[7. Cost of Capital](#)

[8. Rev Def Suff](#)

[9. Rev Reqt](#)

[10. Load Forecast](#)

[11. Cost Allocation](#)

[12. Residential Rate Design](#)

[13. Rate Design and Revenue Reconciliation](#)

[14. Tracking Sheet](#)

Notes:

- (1) Pale green cells represent inputs
- (2) Pale green boxes at the bottom of each page are for additional notes
- (3) Pale yellow cells represent drop-down lists
- (4) ***Please note that this model uses MACROS. Before starting, please ensure that macros have been enabled.***
- (5) ***Completed versions of the Revenue Requirement Work Form are required to be filed in working Microsoft Excel format.***



Revenue Requirement Workform (RRWF) for 2021 Filers

Data Input ⁽¹⁾

	Initial Application ⁽²⁾	Adjustments	Settlement Agreement ⁽⁶⁾	Adjustments	Per Board Decision
1 Rate Base					
Gross Fixed Assets (average)	\$421,683,875	(\$1,161,034) ⁽¹⁰⁾	\$ 420,522,841 ⁽²²⁾		\$420,522,841
Accumulated Depreciation (average)	(\$193,127,986) ⁽⁵⁾	\$2,057,342 ⁽¹⁰⁾	(\$191,070,644) ^(21, 22)		(\$191,070,644)
Allowance for Working Capital:					
Controllable Expenses	\$15,524,190	(\$588,421) ⁽¹¹⁾	\$ 14,935,769 ^(17, 19-20)		\$14,935,769
Cost of Power	\$199,535,876	(\$25,481,643) ⁽¹²⁾	\$ 174,054,233 ^(17, 18, 23)		\$174,054,233
Working Capital Rate (%)	7.50% ⁽⁹⁾	\$0	7.50% ⁽⁹⁾		⁽⁹⁾
2 Utility Income					
Operating Revenues:					
Distribution Revenue at Current Rates	\$36,673,723	\$76,752	\$36,750,475 ^(13, 14)		
Distribution Revenue at Proposed Rates	\$39,298,087	(\$1,764,748)	\$37,533,339 ^(16, 17)		
Other Revenue:					
Specific Service Charges	\$382,269	\$49,815	\$432,084 ⁽¹⁹⁾		
Late Payment Charges	\$144,453	\$0	\$144,453		
Other Distribution Revenue	\$1,557,944	(\$10,863)	\$1,547,081 ^(14, 2)		
Other Income and Deductions	\$166,002	\$0	\$166,002		
Total Revenue Offsets	\$2,250,668 ⁽⁷⁾	\$38,952	\$2,289,620		
Operating Expenses:					
OM+A Expenses	\$15,777,057	(\$647,842) ⁽¹¹⁾	\$ 15,129,215		\$15,129,215
Depreciation/Amortization	\$11,100,527	(\$355,203) ⁽¹⁰⁾	\$ 10,745,324		\$10,745,324
Property taxes	\$471,620	\$0	\$ 471,620		\$471,620
Other expenses					
3 Taxes/PILs					
Taxable Income:					
Adjustments required to arrive at taxable income	(\$5,676,173) ⁽³⁾	(\$412,836)	(\$6,089,009) ^(15, 2)		
Utility Income Taxes and Rates:					
Income taxes (not grossed up)	\$653,653	(\$189,256)	\$464,397 ^(15, 1)		
Income taxes (grossed up)	\$889,324		\$631,833		
Federal tax (%)	15.00%	\$0	15.00%		
Provincial tax (%)	11.50%	\$0	11.50%		
Income Tax Credits	(\$51,964)	(\$23,807)	(\$75,771) ⁽¹⁵⁾		
4 Capitalization/Cost of Capital					
Capital Structure:					
Long-term debt Capitalization Ratio (%)	56.0%	\$0	56.0%		
Short-term debt Capitalization Ratio (%)	4.0% ⁽⁸⁾	\$0	4.0% ⁽⁸⁾		⁽⁸⁾
Common Equity Capitalization Ratio (%)	40.0%	\$0	40.0%		
Preferred Shares Capitalization Ratio (%)	0.0%	\$0	0.0%		
	100.0%		100.0%		
Cost of Capital					
Long-term debt Cost Rate (%)	3.43%	(\$0)	3.33%		
Short-term debt Cost Rate (%)	2.75%	(\$0)	1.75%		
Common Equity Cost Rate (%)	8.52%	(\$0)	8.34%		
Preferred Shares Cost Rate (%)	0.00%	\$0	0.00%		

Notes:

- General** Data inputs are required on Sheets 3. Data from Sheet 3 will automatically complete calculations on sheets 4 through 9 (Rate Base through Revenue Requirement). Sheets 4 through 9 do not require any inputs except for notes that the Applicant may wish to enter to support the results. Pale green cells are available on sheets 4 through 9 to enter both footnotes beside key cells and the related text for the notes at the bottom of each sheet.
- (1) All inputs are in dollars (\$) except where inputs are individually identified as percentages (%)
- (2) Data in column E is for Application as originally filed. For updated revenue requirement as a result of interrogatory responses, technical or settlement conferences, etc., use column M and Adjustments in column I
- (3) Net of addbacks and deductions to arrive at taxable income.
- (4) Average of Gross Fixed Assets at beginning and end of the Test Year
- (5) Average of Accumulated Depreciation at the beginning and end of the Test Year. Enter as a negative amount.
- (6) Select option from drop-down list by clicking on cell M12. This column allows for the application update reflecting the end of discovery or Argument-in-Chief. Also, the outcome of any Settlement Process can be reflected.
- (7) Input total revenue offsets for deriving the base revenue requirement from the service revenue requirement
- (8) 4.0% unless an Applicant has proposed or been approved for another amount.
- (9) The default Working Capital Allowance factor is 7.5% (of Cost of Power plus controllable expenses), per the letter issued by the Board on June 3, 2015. Alternatively, a WCA factor based on lead-lag study, with supporting rationale could be provided.
- (10) - (16) Interrogatory Adjustments - Please refer to Waterloo_IRR_Req_Workform_2021_COS_20200928
- (17) Pre-settlement updates: 4-Staff-100 OM&A reduction, SEC-73 OER inclusion, related PILs adjustment
- (18) Settlement: VECC-63 correction to CDM activity variable in Load Forecast
- (19) Settlement: Reclassify disconnect/reconnect specific service charges from OM&A to Other Revenue
- (20) Settlement: Reduction to 2021 OM&A of \$775,000
- (21) Settlement: Change to half-year rule for depreciation (fixed assets & capital contributions/deferred revenue)
- (22) Settlement: Reduction to 2021 CAPEX of \$550,000
- (23) Settlement: OER & RPP rate update to Cost of Power



Revenue Requirement Workform (RRWF) for 2021 Filers

Rate Base and Working Capital

Line No.	Rate Base Particulars	Initial Application	Adjustments	Settlement Agreement	Adjustments	Per Board Decision
1	Gross Fixed Assets (average) ⁽²⁾	\$421,683,875	(\$1,161,034)	\$420,522,841	\$ -	\$420,522,841
2	Accumulated Depreciation (average) ⁽²⁾	(\$193,127,986)	\$2,057,342	(\$191,070,644)	\$ -	(\$191,070,644)
3	Net Fixed Assets (average) ⁽²⁾	\$228,555,889	\$896,308	\$229,452,197	\$ -	\$229,452,197
4	Allowance for Working Capital ⁽¹⁾	\$16,129,505	(\$1,955,255)	\$14,174,250	#####	\$ -
5	Total Rate Base	\$244,685,394	(\$1,058,947)	\$243,626,447	#####	\$229,452,197

(1) Allowance for Working Capital - Derivation

6	Controllable Expenses	\$15,524,190	(\$588,421)	\$14,935,769	\$ -	\$14,935,769
7	Cost of Power	\$199,535,876	(\$25,481,643)	\$174,054,233	\$ -	\$174,054,233
8	Working Capital Base	\$215,060,066	(\$26,070,064)	\$188,990,002	\$ -	\$188,990,002
9	Working Capital Rate % ⁽¹⁾	7.50%	0.00%	7.50%	-7.50%	0.00%
10	Working Capital Allowance	\$16,129,505	(\$1,955,255)	\$14,174,250	#####	\$ -

Notes

(1) Some Applicants may have a unique rate as a result of a lead-lag study. The default rate for 2021 cost of service applications is 7.5%, per the letter issued by the Board on June 3, 2015.

(2) Average of opening and closing balances for the year.



Revenue Requirement Workform (RRWF) for 2021 Filers

Utility Income

Line No.	Particulars	Initial Application	Adjustments	Settlement Agreement	Adjustments	Per Board Decision
Operating Revenues:						
1	Distribution Revenue (at Proposed Rates)	\$39,298,087	(\$1,764,748)	\$37,533,339	\$ -	\$37,533,339
2	Other Revenue ⁽¹⁾	\$2,250,668	\$38,952	\$2,289,620	\$ -	\$2,289,620
3	Total Operating Revenues	\$41,548,755	(\$1,725,796)	\$39,822,959	\$ -	\$39,822,959
Operating Expenses:						
4	OM+A Expenses	\$15,777,057	(\$647,842)	\$15,129,215	\$ -	\$15,129,215
5	Depreciation/Amortization	\$11,100,527	(\$355,203)	\$10,745,324	\$ -	\$10,745,324
6	Property taxes	\$471,620	\$ -	\$471,620	\$ -	\$471,620
7	Capital taxes	\$ -	\$ -	\$ -	\$ -	\$ -
8	Other expense	\$ -	\$ -	\$ -	\$ -	\$ -
9	Subtotal (lines 4 to 8)	\$27,349,204	(\$1,003,045)	\$26,346,159	\$ -	\$26,346,159
10	Deemed Interest Expense	\$4,971,349	(\$253,760)	\$4,717,589	(\$55,738)	\$4,661,851
11	Total Expenses (lines 9 to 10)	\$32,320,553	(\$1,256,805)	\$31,063,748	(\$55,738)	\$31,008,010
12	Utility income before income taxes	\$9,228,202	(\$468,991)	\$8,759,211	\$55,738	\$8,814,949
13	Income taxes (grossed-up)	\$889,324	(\$257,491)	\$631,833	\$ -	\$631,833
14	Utility net income	\$8,338,878	(\$211,500)	\$8,127,378	\$55,738	\$8,183,116

Notes

Other Revenues / Revenue Offsets

(1)	Specific Service Charges	\$382,269	\$49,815	\$432,084		\$432,084
	Late Payment Charges	\$144,453	\$ -	\$144,453		\$144,453
	Other Distribution Revenue	\$1,557,944	(\$10,863)	\$1,547,081		\$1,547,081
	Other Income and Deductions	\$166,002	\$ -	\$166,002		\$166,002
	Total Revenue Offsets	\$2,250,668	\$38,952	\$2,289,620	\$ -	\$2,289,620



Revenue Requirement Workform (RRWF) for 2021 Filers

Taxes/PILs

Line No.	Particulars	Application	Settlement Agreement	Per Board Decision
Determination of Taxable Income				
1	Utility net income before taxes	\$8,338,878	\$8,127,378	\$7,819,731
2	Adjustments required to arrive at taxable utility income	(\$5,676,173)	(\$6,089,009)	(\$6,089,009)
3	Taxable income	<u>\$2,662,705</u>	<u>\$2,038,369</u>	<u>\$1,730,722</u>
Calculation of Utility income Taxes				
4	Income taxes	<u>\$653,653</u>	<u>\$464,397</u>	<u>\$464,397</u>
6	Total taxes	<u>\$653,653</u>	<u>\$464,397</u>	<u>\$464,397</u>
7	Gross-up of Income Taxes	<u>\$235,671</u>	<u>\$167,436</u>	<u>\$167,436</u>
8	Grossed-up Income Taxes	<u>\$889,324</u>	<u>\$631,833</u>	<u>\$631,833</u>
9	PILs / tax Allowance (Grossed-up Income taxes + Capital taxes)	<u>\$889,324</u>	<u>\$631,833</u>	<u>\$631,833</u>
10	Other tax Credits	(\$51,964)	(\$75,771)	(\$75,771)
Tax Rates				
11	Federal tax (%)	15.00%	15.00%	15.00%
12	Provincial tax (%)	11.50%	11.50%	11.50%
13	Total tax rate (%)	<u>26.50%</u>	<u>26.50%</u>	<u>26.50%</u>

Notes




Revenue Requirement Workform (RRWF) for 2021 Filers

Capitalization/Cost of Capital

Line No.	Particulars	Capitalization Ratio		Cost Rate	Return
Initial Application					
		(%)	(\$)	(%)	(\$)
	Debt				
1	Long-term Debt	56.00%	\$137,023,821	3.43%	\$4,702,195
2	Short-term Debt	4.00%	\$9,787,416	2.75%	\$269,154
3	Total Debt	60.00%	\$146,811,236	3.39%	\$4,971,349
	Equity				
4	Common Equity	40.00%	\$97,874,158	8.52%	\$8,338,878
5	Preferred Shares	0.00%	\$ -	0.00%	\$ -
6	Total Equity	40.00%	\$97,874,158	8.52%	\$8,338,878
7	Total	100.00%	\$244,685,394	5.44%	\$13,310,227
Settlement Agreement					
		(%)	(\$)	(%)	(\$)
	Debt				
1	Long-term Debt	56.00%	\$136,430,810	3.33%	\$4,547,051
2	Short-term Debt	4.00%	\$9,745,058	1.75%	\$170,539
3	Total Debt	60.00%	\$146,175,868	3.23%	\$4,717,589
	Equity				
4	Common Equity	40.00%	\$97,450,579	8.34%	\$8,127,378
5	Preferred Shares	0.00%	\$ -	0.00%	\$ -
6	Total Equity	40.00%	\$97,450,579	8.34%	\$8,127,378
7	Total	100.00%	\$243,626,447	5.27%	\$12,844,967
Per Board Decision					
		(%)	(\$)	(%)	(\$)
	Debt				
8	Long-term Debt	56.00%	\$128,493,230	3.43%	\$4,409,454
9	Short-term Debt	4.00%	\$9,178,088	2.75%	\$252,397
10	Total Debt	60.00%	\$137,671,318	3.39%	\$4,661,851
	Equity				
11	Common Equity	40.00%	\$91,780,879	8.52%	\$7,819,731
12	Preferred Shares	0.00%	\$ -	0.00%	\$ -
13	Total Equity	40.00%	\$91,780,879	8.52%	\$7,819,731
14	Total	100.00%	\$229,452,197	5.44%	\$12,481,582

Notes





Revenue Requirement Workform (RRWF) for 2021 Filers

Revenue Deficiency/Sufficiency

Line No.	Particulars	Initial Application		Settlement Agreement		Per Board Decision	
		At Current Approved Rates	At Proposed Rates	At Current Approved Rates	At Proposed Rates	At Current Approved Rates	At Proposed Rates
1	Revenue Deficiency from Below		\$2,624,364		\$782,864		\$308,558
2	Distribution Revenue	\$36,673,723	\$36,673,723	\$36,750,475	\$36,750,475	\$36,750,475	\$37,224,781
3	Other Operating Revenue Offsets - net	\$2,250,668	\$2,250,668	\$2,289,620	\$2,289,620	\$2,289,620	\$2,289,620
4	Total Revenue	\$38,924,391	\$41,548,755	\$39,040,095	\$39,822,959	\$39,040,095	\$39,822,959
5	Operating Expenses	\$27,349,204	\$27,349,204	\$26,346,159	\$26,346,159	\$26,346,159	\$26,346,159
6	Deemed Interest Expense	\$4,971,349	\$4,971,349	\$4,717,589	\$4,717,589	\$4,661,851	\$4,661,851
8	Total Cost and Expenses	\$32,320,553	\$32,320,553	\$31,063,748	\$31,063,748	\$31,008,010	\$31,008,010
9	Utility Income Before Income Taxes	\$6,603,838	\$9,228,202	\$7,976,347	\$8,759,211	\$8,032,085	\$8,814,949
10	Tax Adjustments to Accounting Income per 2013 PILs model	(\$5,676,173)	(\$5,676,173)	(\$6,089,009)	(\$6,089,009)	(\$6,089,009)	(\$6,089,009)
11	Taxable Income	\$927,665	\$3,552,029	\$1,887,338	\$2,670,202	\$1,943,076	\$2,725,940
12	Income Tax Rate	26.50%	26.50%	26.50%	26.50%	26.50%	26.50%
13	Income Tax on Taxable Income	\$245,831	\$941,288	\$500,145	\$707,604	\$514,915	\$722,374
14	Income Tax Credits	(\$51,964)	(\$51,964)	(\$75,771)	(\$75,771)	(\$75,771)	(\$75,771)
15	Utility Net Income	\$6,409,971	\$8,338,878	\$7,551,973	\$8,127,378	\$7,592,941	\$8,183,116
16	Utility Rate Base	\$244,685,394	\$244,685,394	\$243,626,447	\$243,626,447	\$229,452,197	\$229,452,197
17	Deemed Equity Portion of Rate Base	\$97,874,158	\$97,874,158	\$97,450,579	\$97,450,579	\$91,780,879	\$91,780,879
18	Income/(Equity Portion of Rate Base)	6.55%	8.52%	7.75%	8.34%	8.27%	8.92%
19	Target Return - Equity on Rate Base	8.52%	8.52%	8.34%	8.34%	8.52%	8.52%
20	Deficiency/Sufficiency in Return on Equity	-1.97%	0.00%	-0.59%	0.00%	-0.25%	0.40%
21	Indicated Rate of Return	4.65%	5.44%	5.04%	5.27%	5.34%	5.60%
22	Requested Rate of Return on Rate Base	5.44%	5.44%	5.27%	5.27%	5.44%	5.44%
23	Deficiency/Sufficiency in Rate of Return	-0.79%	0.00%	-0.24%	0.00%	-0.10%	0.16%
24	Target Return on Equity	\$8,338,878	\$8,338,878	\$8,127,378	\$8,127,378	\$7,819,731	\$7,819,731
25	Revenue Deficiency/(Sufficiency)	\$1,928,907	\$0	\$575,405	\$-	\$226,790	\$363,385
26	Gross Revenue Deficiency/(Sufficiency)	\$2,624,364 ⁽¹⁾		\$782,864 ⁽¹⁾		\$308,558 ⁽¹⁾	

Notes:

⁽¹⁾ Revenue Deficiency/Sufficiency divided by (1 - Tax Rate)



Revenue Requirement Workform (RRWF) for 2021 Filers

Revenue Requirement

Line No.	Particulars	Application	Settlement Agreement	Per Board Decision
1	OM&A Expenses	\$15,777,057	\$15,129,215	\$15,129,215
2	Amortization/Depreciation	\$11,100,527	\$10,745,324	\$10,745,324
3	Property Taxes	\$471,620	\$471,620	\$471,620
5	Income Taxes (Grossed up)	\$889,324	\$631,833	\$631,833
6	Other Expenses	\$ -		
7	Return			
	Deemed Interest Expense	\$4,971,349	\$4,717,589	\$4,661,851
	Return on Deemed Equity	\$8,338,878	\$8,127,378	\$7,819,731
8	Service Revenue Requirement (before Revenues)	<u>\$41,548,755</u>	<u>\$39,822,959</u>	<u>\$39,459,574</u>
9	Revenue Offsets	\$2,250,668	\$2,289,620	\$ -
10	Base Revenue Requirement (excluding Transformer Ownership Allowance credit adjustment)	<u>\$39,298,087</u>	<u>\$37,533,339</u>	<u>\$39,459,574</u>
11	Distribution revenue	\$39,298,087	\$37,533,339	\$37,533,339
12	Other revenue	\$2,250,668	\$2,289,620	\$2,289,620
13	Total revenue	<u>\$41,548,755</u>	<u>\$39,822,959</u>	<u>\$39,822,959</u>
14	Difference (Total Revenue Less Distribution Revenue Requirement before Revenues)	<u>\$0</u> ⁽¹⁾	<u>\$ -</u> ⁽¹⁾	<u>\$363,385</u> ⁽¹⁾

Summary Table of Revenue Requirement and Revenue Deficiency/Sufficiency

	Application	Settlement Agreement	Δ% ⁽²⁾	Per Board Decision	Δ% ⁽²⁾
Service Revenue Requirement	\$41,548,755	\$39,822,959	(\$0)	\$39,459,574	(\$1)
Grossed-Up Revenue					
Deficiency/(Sufficiency)	\$2,624,364	\$782,864	(\$1)	\$308,558	(\$1)
Base Revenue Requirement (to be recovered from Distribution Rates)	\$39,298,087	\$37,533,339	(\$0)	\$39,459,574	(\$1)
Revenue Deficiency/(Sufficiency) Associated with Base Revenue Requirement	\$2,624,364	\$782,864	(\$1)	\$ -	(\$1)

Notes

- (1) Line 11 - Line 8
- (2) Percentage Change Relative to Initial Application



Revenue Requirement Workform (RRWF) for 2021 Filers

Load Forecast Summary

This spreadsheet provides a summary of the customer and load forecast on which the test year revenue requirement is derived. The amounts serve as the denominators for deriving the rates to recover the test year revenue requirement for purposes of this RRWF.


The information to be input is inclusive of any adjustments to kWh and kW to reflect the impacts of CDM programs up to and including CDM programs planned to be executed in the test year. i.e., the load forecast adjustments determined in **Appendix 2-I** should be incorporated into the entries. The inputs should correspond with the summary of the Load Forecast for the Test Year in **Appendix 2-IB** and in Exhibit 3 of the application.

Appendix 2-IB is still required to be filled out, as it also provides a year-over-year variance analysis of demand growth and trends from historical actuals to the Bridge and Test Year forecasts.

Stage in Process:		Settlement Agreement			Settlement Agreement			Per Board Decision		
Customer Class		Initial Application			Settlement Agreement			Per Board Decision		
Input the name of each customer class.		Customer / Connections	kWh	kW/kVA ⁽¹⁾	Customer / Connections	kWh	kW/kVA ⁽¹⁾	Customer / Connections	kWh	kW/kVA ⁽¹⁾
		Test Year average or mid-year	Annual	Annual	Test Year average or mid-year	Annual	Annual	Test Year average or mid-year	Annual	Annual
1	Residential	51,719	395,056,934		51,719	398,047,339				
2	GS <50	5,989	195,573,807		5,989	197,054,213				
3	GS >50-Regular	774	697,140,723	1,764,636	774	700,573,709	1,773,328			
4	Large Use >5MW	1	95,699,867	169,287	1	96,424,273	170,568			
5	Street Light	15,005	3,347,727	9,302	15,005	3,347,727	9,302			
6	Unmetered Scattered Load	540	2,947,114		540	2,947,114				
7	Embedded Distributor	1	41,857,714	103,033	1	41,857,714	103,033			
8										
9										
10										
11										
12										
13										
14										
15										
16										
17										
18										
19										
20										
Total			1,431,623,886	2,046,258		#####	2,056,231		-	-

Notes:

⁽¹⁾ Input kW or kVA for those customer classes for which billing is based on demand (kW or kVA) versus energy consumption (kWh)
Please refer to Waterloo_Settlement_Load_Forecast_2021_COS_20201022





Revenue Requirement Workform (RRWF) for 2021 Filers

Cost Allocation and Rate Design

This spreadsheet replaces **Appendix 2-P** and provides a summary of the results from the Cost Allocation spreadsheet, and is used in the determination of the class revenue requirement and, hence, ultimately, the determination of rates from customers in all classes to recover the revenue requirement.

Stage in Application Process: **Settlement Agreement**

A) **Allocated Costs**

Name of Customer Class ⁽³⁾	Costs Allocated from Previous Study ⁽¹⁾	%	Allocated Class Revenue Requirement ⁽¹⁾	%
<i>From Sheet 10. Load Forecast</i>				
(7A)				
1 Residential	\$ 18,260,988	52.20%	\$ 21,815,752	54.78%
2 GS <50	\$ 5,261,206	15.04%	\$ 6,162,078	15.47%
3 GS >50-Regular	\$ 10,167,367	29.07%	\$ 10,511,311	26.40%
4 Large Use >5MW	\$ 937,129	2.68%	\$ 1,005,147	2.52%
5 Street Light	\$ 254,785	0.73%	\$ 211,573	0.53%
6 Unmetered Scattered Load	\$ 97,398	0.28%	\$ 114,987	0.29%
7 Embedded Distributor	\$ 1,450	0.00%	\$ 2,111	0.01%
8				
9				
10				
11				
12				
13				
14				
15				
16				
17				
18				
19				
20				
Total	\$ 34,980,323	100.00%	\$ 39,822,959	100.00%
Service Revenue Requirement (from Sheet 9)			\$ 39,822,959.10	

- (1) Class Allocated Revenue Requirement, from Sheet O-1, Revenue to Cost || RR, row 40, from the Cost Allocation Study in this application. This excludes costs in deferral and variance accounts. For Embedded Distributors, Account 4750 - Low Voltage (LV) Costs are also excluded.
- (2) Host Distributors - Provide information on any embedded distributor(s) as a separate class, if applicable. If embedded distributors are billed in a General Service class, include the allocated costs and revenues of the embedded distributor(s) in the applicable class, and also complete Appendix 2-Q.
- (3) Customer Classes - If these differ from those in place in the previous cost allocation study, modify the customer classes to match the proposal in the current application as closely as possible.

B) Calculated Class Revenues

Name of Customer Class	Load Forecast (LF) X current approved rates (7B)	LF X current approved rates X (1+d) (7C)	LF X Proposed Rates (7D)	Miscellaneous Revenues (7E)
1 Residential	\$ 19,891,127	\$ 20,314,851	\$ 20,314,851	\$ 1,482,349
2 GS <50	\$ 5,675,723	\$ 5,796,628	\$ 5,796,628	\$ 326,629
3 GS >50-Regular	\$ 10,101,178	\$ 10,316,354	\$ 10,316,354	\$ 419,728
4 Large Use >5MW	\$ 811,698	\$ 828,989	\$ 828,989	\$ 39,955
5 Street Light	\$ 155,034	\$ 158,336	\$ 158,336	\$ 14,148
6 Unmetered Scattered Load	\$ 113,541	\$ 115,960	\$ 115,960	\$ 6,745
7 Embedded Distributor	\$ 2,174	\$ 2,220	\$ 2,220	\$ 67
8				
9				
10				
11				
12				
13				
14				
15				
16				
17				
18				
19				
20				
Total	\$ 36,750,475	\$ 37,533,338	\$ 37,533,338	\$ 2,289,621

- (4) In columns 7B to 7D, LF means Load Forecast of Annual Billing Quantities (i.e., customers or connections, as applicable X 12 months, and kWh, kW or kVA as applicable. Revenue quantities should be net of the Transformer Ownership Allowance for applicable customer classes. Exclude revenues from rate adders and rate riders.
- (5) Columns 7C and 7D - Column Total should equal the Base Revenue Requirement for each.
- (6) Column 7C - The OEB-issued cost allocation model calculates "1+d" on worksheet O-1, cell C22. "d" is defined as Revenue Deficiency/Revenue at Current Rates.
- (7) Column 7E - If using the OEB-issued cost allocation model, enter Miscellaneous Revenues as it appears on worksheet O-1, row 19,

C) Rebalancing Revenue-to-Cost Ratios

Name of Customer Class	Previously Approved Ratios	Status Quo Ratios	Proposed Ratios	Policy Range
	Most Recent Year: 2016 %	(7C + 7E) / (7A) %	(7D + 7E) / (7A) %	
1 Residential	102.98%	99.91%	99.91%	85 - 115
2 GS <50	102.48%	99.37%	99.37%	80 - 120
3 GS >50-Regular	94.49%	102.14%	102.14%	80 - 120
4 Large Use >5MW	85.00%	86.45%	86.45%	85 - 115
5 Street Light	102.98%	81.52%	81.52%	80 - 120
6 Unmetered Scattered Load	120.00%	106.71%	106.71%	80 - 120
7 Embedded Distributor	100.00%	108.34%	108.34%	80 - 120
8				
9				
10				
11				
12				
13				
14				
15				
16				
17				
18				
19				
20				

- (8) Previously Approved Revenue-to-Cost (R/C) Ratios - For most applicants, the most recent year would be the third year (at the latest) of the Price Cap IR period. For example, if the applicant, rebased in 2012 with further adjustments to move within the range over two years, the Most Recent Year would be 2015. However, the ratios in 2015 would be equal to those after the adjustment in 2014.
- (9) Status Quo Ratios - The OEB-issued cost allocation model provides the Status Quo Ratios on Worksheet O-1. The Status Quo means "Before Rebalancing".
- (10) Ratios shown in red are outside of the allowed range. Applies to both Tables C and D.

(D) Proposed Revenue-to-Cost Ratios ⁽¹¹⁾

Name of Customer Class	Proposed Revenue-to-Cost Ratio			Policy Range
	Test Year 2021	Price Cap IR Period		
		2022	2023	
1 Residential	99.91%	99.91%	99.91%	85 - 115
2 GS <50	99.37%	99.37%	99.37%	80 - 120
3 GS >50-Regular	102.14%	102.14%	102.14%	80 - 120
4 Large Use >5MW	86.45%	86.45%	86.45%	85 - 115
5 Street Light	81.52%	81.52%	81.52%	80 - 120
6 Unmetered Scattered Load	106.71%	106.71%	106.71%	80 - 120
7 Embedded Distributor	108.34%	108.34%	108.34%	80 - 120
8				
9				
10				
11				
12				
13				
14				
15				
16				
17				
18				
19				
20				

(11) The applicant should complete Table D if it is applying for approval of a revenue-to-cost ratio in 2021 that is outside of the OEB's policy range for any customer class. Table D will show that the distributor is likely to enter into the 2022 and 2023 Price Cap IR models, as necessary. For 2022 and 2023, enter the planned revenue-to-cost ratios that will be "Change" or "No Change" in 2019 (in the current Revenue/Cost Ratio Adjustment Workform, Worksheet C1.1 'Decision - Cost Revenue Adjustment, column d), and enter TBD for class(es) that will be entered as 'Rebalance'.

Revenue Requirement Workform (RRWF) for 2021 Filers

Tracking Form

The first row shown, labelled "Original Application", summarizes key statistics based on the data inputs into the RRWF. After the original application filing, the applicant provides key changes in capital and operating expenses, load forecasts, cost of capital, etc., as revised through the processing of the application. This could be due to revisions or responses to interrogatories. The last row shown is the most current estimate of the cost of service data reflecting the original application and any updates provided by the applicant distributor (for updated evidence, responses to interrogatories, undertakings, etc.)

Please ensure a Reference (Column B) and/or Item Description (Column C) is entered. Please note that unused rows will automatically be hidden and the PRINT AREA set when the PRINT BUTTON on Sheet 1 is activated.

⁽¹⁾ Short reference to evidence material (interrogatory response, undertaking, exhibit number, Board Decision, Code, Guideline, Report of the Board, etc.)

⁽²⁾ Short description of change, issue, etc.

Summary of Proposed Changes

Reference ⁽¹⁾	Item / Description ⁽²⁾	Cost of Capital		Rate Base and Capital Expenditures			Operating Expenses			Revenue Requirement				
		Regulated Return on Capital	Regulated Rate of Return	Rate Base	Working Capital	Working Capital Allowance (\$)	Amortization / Depreciation	Taxes/PILs	OM&A	Service Revenue Requirement	Other Revenues	Base Revenue Requirement	Grossed up Revenue Deficiency / Sufficiency	
	Original Application	\$ 13,310,227	5.44%	\$ 244,685,394	\$ 215,060,066	\$ 16,129,505	\$ 11,100,527	\$ 889,324	\$ 15,777,057	\$ 41,548,755	\$ 2,250,668	\$ 39,298,087	\$ 2,624,364	
1	Load Forecast Update 3-Staff-36, 9-Staff-78-79	Updated load forecast per 1-Staff-1 Change	\$ 13,317,222 6,995	5.44% 0.00%	\$ 244,813,986 128,592	\$ 216,774,622 1,714,556	\$ 16,258,097 128,592	\$ 11,100,527 -	\$ 889,324 -	\$ 15,777,057 -	\$ 41,555,750 6,995	\$ 2,250,668 -	\$ 39,305,082 6,995	\$ 2,554,178 70,186
2	Capital Update 2-Staff-8	Updated capital additions and depreciation Change	\$ 13,268,313 48,909	5.44% 0.00%	\$ 243,914,884 899,102	\$ 216,780,290 5,668	\$ 16,258,522 425	\$ 11,048,476 52,051	\$ 889,324 -	\$ 15,777,057 -	\$ 41,454,790 100,960	\$ 2,250,668 -	\$ 39,204,122 100,960	\$ 2,453,218 100,960
3	OM&A Update 4-Staff-53(b), 4-Staff-51(c)	OM&A Updates - union ratification & intervenor costs Change	\$ 13,268,649 336	5.44% 0.00%	\$ 243,921,059 6,176	\$ 216,862,633 82,343	\$ 16,264,697 6,176	\$ 11,048,476 -	\$ 889,324 -	\$ 15,859,400 82,343	\$ 41,537,469 82,679	\$ 2,250,668 -	\$ 39,286,801 82,679	\$ 2,535,897 82,679
4	Other Revenue Update 3-Staff-38, 3-VECC-35(b)	Other revenue updates - retail service charges Change	\$ 13,268,649 -	5.44% 0.00%	\$ 243,921,059 -	\$ 216,862,633 -	\$ 16,264,697 -	\$ 11,048,476 -	\$ 889,324 -	\$ 15,859,400 -	\$ 41,537,469 -	\$ 2,262,317 11,649	\$ 39,275,152 11,649	\$ 2,524,248 11,649
5	PILs Update 4-Staff-59, 1-Staff-1	PILs model updates incorporating all changes Change	\$ 13,268,649 -	5.44% 0.00%	\$ 243,921,059 -	\$ 216,862,633 -	\$ 16,264,697 -	\$ 11,048,476 -	\$ 782,125 107,199	\$ 15,859,400 -	\$ 41,430,270 107,199	\$ 2,262,317 -	\$ 39,167,953 107,199	\$ 2,417,049 107,199
6	Pre-Settlement 4-Staff-100, SEC-73	OM&A, COP adjustments & related PILs Change	\$ 13,145,337 123,313	5.44% 0.00%	\$ 241,654,169 2,266,891	\$ 186,637,422 30,225,211	\$ 13,997,807 2,266,891	\$ 11,048,476 -	\$ 754,271 27,854	\$ 15,854,400 5,000	\$ 41,274,103 156,167	\$ 2,262,317 -	\$ 39,011,786 156,167	\$ 2,260,883 156,167
7	Settlement VECC-63, 3.1	CDM in LF correction Change	\$ 13,145,313 23	5.44% 0.00%	\$ 241,653,742 426	\$ 186,631,739 5,683	\$ 13,997,380 426	\$ 11,048,476 -	\$ 754,265 5	\$ 15,854,400 -	\$ 41,274,075 29	\$ 2,262,317 -	\$ 39,011,758 29	\$ 2,261,283 401
8	Settlement 1.2, 2.1	Reallocate specific service charges from OM&A to Revenue Change	\$ 13,145,517 203	5.44% 0.00%	\$ 241,657,479 3,736	\$ 186,681,554 49,815	\$ 14,001,117 3,736	\$ 11,048,476 -	\$ 754,312 46	\$ 15,904,215 49,815	\$ 41,324,139 50,064	\$ 2,312,132 49,815	\$ 39,012,007 249	\$ 2,261,533 249
9	Settlement 1.2, 2.1	Reduction to 2021 OM&A of \$775,000 Change	\$ 13,142,355 3,162	5.44% 0.00%	\$ 241,599,354 58,125	\$ 185,906,554 775,000	\$ 13,942,992 58,125	\$ 11,048,476 -	\$ 753,597 714	\$ 15,129,215 775,000	\$ 40,545,263 778,876	\$ 2,312,132 -	\$ 38,233,131 778,876	\$ 1,482,657 778,876
10	Settlement 2.1	Change to half-year rule for depreciation Change	\$ 13,246,563 104,209	5.44% 0.00%	\$ 243,515,051 1,915,697	\$ 185,906,554 -	\$ 13,942,992 -	\$ 10,752,582 295,894	\$ 665,435 88,162	\$ 15,129,215 -	\$ 40,265,416 279,847	\$ 2,289,620 22,512	\$ 37,975,796 257,335	\$ 1,225,320 257,336
11	Settlement 1.1	Reduction to 2021 CAPEX of \$550,000 Change	\$ 13,240,044 6,520	5.44% 0.00%	\$ 243,395,189 119,862	\$ 185,906,554 -	\$ 13,942,992 -	\$ 10,745,324 7,258	\$ 692,234 26,798	\$ 15,129,215 -	\$ 40,278,436 13,021	\$ 2,289,620 -	\$ 37,988,816 13,021	\$ 1,238,341 13,021
12	Settlement 2.1	OER & RPP rate update to Cost of Power Change	\$ 13,252,623 12,579	5.44% 0.00%	\$ 243,626,447 231,259	\$ 188,990,002 3,083,448	\$ 14,174,250 231,259	\$ 10,745,324 -	\$ 695,076 2,842	\$ 15,129,215 -	\$ 40,293,858 15,422	\$ 2,289,620 -	\$ 38,004,238 15,422	\$ 1,253,763 15,422
13	Settlement 2.1	2021 Cost of Capital parameters Change	\$ 12,844,967 407,656	5.27% -0.17%	\$ 243,626,447 -	\$ 188,990,002 -	\$ 14,174,250 -	\$ 10,745,324 -	\$ 631,833 63,244	\$ 15,129,215 -	\$ 39,822,959 470,899	\$ 2,289,620 -	\$ 37,533,339 470,899	\$ 782,864 470,899
14	Balance Check		\$ 12,844,967	5.27%	\$ 243,626,447	\$ 188,990,002	\$ 14,174,250	\$ 10,745,324	\$ 631,833	\$ 15,129,215	\$ 39,822,959	\$ 2,289,620	\$ 37,533,339	\$ 782,864

Appendix E – Bill Impacts

See below for updated bill impacts to WNH customers reflecting this Settlement Proposal.

RATE CLASSES / CATEGORIES <i>(eg: Residential TOU, Residential Retailer)</i>	Units	Sub-Total						Total	
		A		B		C		Total Bill	
		\$	%	\$	%	\$	%	\$	%
RESIDENTIAL SERVICE CLASSIFICATION - RPP	kwh	\$ 0.65	2.0%	\$ 0.04	0.1%	\$ (0.20)	-0.5%	\$ (0.17)	-0.1%
GENERAL SERVICE LESS THAN 50 KW SERVICE CLASSIFICATION - RPP	kwh	\$ 1.20	1.8%	\$ 0.36	0.5%	\$ (0.28)	-0.3%	\$ (0.23)	-0.1%
GENERAL SERVICE 50 to 4,999 kW SERVICE CLASSIFICATION - Non-RPP (Other)	kw	\$ 30.32	2.1%	\$ 22.87	1.5%	\$ (1.25)	-0.1%	\$ (13.01)	-0.1%
LARGE USE SERVICE CLASSIFICATION - Non-RPP (Other)	kw	\$ 1,470.30	2.1%	\$ 5.25	0.0%	\$ (1,666.60)	-1.2%	\$ (3,016.87)	-0.3%
UNMETERED SCATTERED LOAD SERVICE CLASSIFICATION - RPP	kwh	\$ 0.12	0.9%	\$ (0.23)	-1.6%	\$ (0.28)	-1.8%	\$ (0.22)	-0.8%
STREET LIGHTING SERVICE CLASSIFICATION - Non-RPP (Other)	kw	\$ 10.54	2.1%	\$ 0.22	0.0%	\$ (3.69)	-0.6%	\$ (4.18)	-0.6%
EMBEDDED DISTRIBUTOR SERVICE CLASSIFICATION - Non-RPP (Other)	kw	\$ 2.40	1.9%	\$ (860.80)	-437.2%	\$ (860.80)	-437.2%	\$ (1,343.25)	-0.4%
STANDBY POWER SERVICE CLASSIFICATION -									
RESIDENTIAL SERVICE CLASSIFICATION - RPP	kwh	\$ 0.11	0.3%	\$ (0.14)	-0.4%	\$ (0.23)	-0.6%	\$ (0.19)	-0.3%
RESIDENTIAL SERVICE CLASSIFICATION - Non-RPP (Retailer)	kwh	\$ 0.65	2.0%	\$ 0.58	1.6%	\$ 0.34	0.8%	\$ 0.27	0.3%
GENERAL SERVICE LESS THAN 50 KW SERVICE CLASSIFICATION - Non-RPP (Retailer)	kwh	\$ 1.20	1.8%	\$ (1.00)	-1.3%	\$ (1.64)	-1.7%	\$ (1.31)	-0.5%

Attachment E

Revenue Requirement Work Form



Ontario Energy Board

Revenue Requirement Workform (RRWF) for 2021 Filers



Version 1.00

Utility Name	Waterloo North Hydro Inc.
Service Territory	
Assigned EB Number	EB-2020-0059
Name and Title	Albert P. Singh, VP Finance & CFO
Phone Number	519-888-5542
Email Address	asingh@wnhydro.com
Test Year	2021
Bridge Year	2020
Last Rebasing Year	2016

The RRWF has been enhanced commencing with 2017 rate applications to provide estimated base distribution rates. The enhanced RRWF is not intended to replace a utility's formal rate generator model which should continue to be the source of the proposed rates as well as the final ones at the conclusion of the proceeding. The load forecasting addition made to this model is intended to be demonstrative only and does not replace the information filed in the utility's application. In an effort to minimize the incremental work required from utilities, the cost allocation and rate design additions to this model do in fact replace former appendices that were required to be filed as part of the cost of service (Chapter 2) filing requirements.

This Workbook Model is protected by copyright and is being made available to you solely for the purpose of filing your application. You may use and copy this model for that purpose, and provide a copy of this model to any person that is advising or assisting you in that regard. Except as indicated above, any copying, reproduction, publication, sale, adaptation, translation, modification, reverse engineering or other use or dissemination of this model without the express written consent of the Ontario Energy Board is prohibited. If you provide a copy of this model to a person that is advising or assisting you in preparing the application or reviewing your draft rate order, you must ensure that the person understands and agrees to the restrictions noted above.

While this model has been provided in Excel format and is required to be filed with the applications, the onus remains on the applicant to ensure the accuracy of the data and the



Ontario Energy Board

Revenue Requirement Workform (RRWF) for 2021 Filers

[1. Info](#)

[2. Table of Contents](#)

[3. Data Input Sheet](#)

[4. Rate Base](#)

[5. Utility Income](#)

[6. Taxes PILs](#)

[7. Cost of Capital](#)

[8. Rev Def Suff](#)

[9. Rev Reqt](#)

[10. Load Forecast](#)

[11. Cost Allocation](#)

[12. Residential Rate Design](#)

[13. Rate Design and Revenue Reconciliation](#)

[14. Tracking Sheet](#)

Notes:

- (1) Pale green cells represent inputs
- (2) Pale green boxes at the bottom of each page are for additional notes
- (3) Pale yellow cells represent drop-down lists
- (4) ***Please note that this model uses MACROS. Before starting, please ensure that macros have been enabled.***
- (5) ***Completed versions of the Revenue Requirement Work Form are required to be filed in working Microsoft Excel format.***



Revenue Requirement Workform (RRWF) for 2021 Filers

Data Input ⁽¹⁾

	Initial Application ⁽²⁾	Adjustments	Settlement Agreement ⁽⁶⁾	Adjustments	Per Board Decision
1 Rate Base					
Gross Fixed Assets (average)	\$421,683,875	(\$1,161,034) ⁽¹⁰⁾	\$ 420,522,841 ⁽²²⁾		\$420,522,841
Accumulated Depreciation (average)	(\$193,127,986) ⁽⁵⁾	\$2,057,342 ⁽¹⁰⁾	(\$191,070,644) ^(21, 22)		(\$191,070,644)
Allowance for Working Capital:					
Controllable Expenses	\$15,524,190	(\$588,421) ⁽¹¹⁾	\$ 14,935,769 ^(17, 19-20)		\$14,935,769
Cost of Power	\$199,535,876	(\$25,481,643) ⁽¹²⁾	\$ 174,054,233 ^(17, 18, 23)		\$174,054,233
Working Capital Rate (%)	7.50% ⁽⁹⁾	\$0	7.50% ⁽⁹⁾		
2 Utility Income					
Operating Revenues:					
Distribution Revenue at Current Rates	\$36,673,723	\$76,752	\$36,750,475 ^{(13), 1}		
Distribution Revenue at Proposed Rates	\$39,298,087	(\$1,764,748)	\$37,533,339 ^{(16, 1}		
Other Revenue:					
Specific Service Charges	\$382,269	\$49,815	\$432,084 ⁽¹⁹⁾		
Late Payment Charges	\$144,453	\$0	\$144,453		
Other Distribution Revenue	\$1,557,944	(\$10,863)	\$1,547,081 ^{(14, 2}		
Other Income and Deductions	\$166,002	\$0	\$166,002		
Total Revenue Offsets	\$2,250,668 ⁽⁷⁾	\$38,952	\$2,289,620		
Operating Expenses:					
OM+A Expenses	\$15,777,057	(\$647,842) ⁽¹¹⁾	\$ 15,129,215		\$15,129,215
Depreciation/Amortization	\$11,100,527	(\$355,203) ⁽¹⁰⁾	\$ 10,745,324		\$10,745,324
Property taxes	\$471,620	\$0	\$ 471,620		\$471,620
Other expenses					
3 Taxes/PILs					
Taxable Income:					
Adjustments required to arrive at taxable income	(\$5,676,173) ⁽³⁾	(\$412,836)	(\$6,089,009) ^{(15, 2}		
Utility Income Taxes and Rates:					
Income taxes (not grossed up)	\$653,653	(\$189,256)	\$464,397 ^{(15, 1}		
Income taxes (grossed up)	\$889,324		\$631,833		
Federal tax (%)	15.00%	\$0	15.00%		
Provincial tax (%)	11.50%	\$0	11.50%		
Income Tax Credits	(\$51,964)	(\$23,807)	(\$75,771) ⁽¹⁵⁾		
4 Capitalization/Cost of Capital					
Capital Structure:					
Long-term debt Capitalization Ratio (%)	56.0%	\$0	56.0%		
Short-term debt Capitalization Ratio (%)	4.0% ⁽⁸⁾	\$0	4.0% ⁽⁸⁾		
Common Equity Capitalization Ratio (%)	40.0%	\$0	40.0%		
Preferred Shares Capitalization Ratio (%)	0.0%	\$0	0.0%		
	100.0%		100.0%		
Cost of Capital					
Long-term debt Cost Rate (%)	3.43%	(\$0)	3.33%		
Short-term debt Cost Rate (%)	2.75%	(\$0)	1.75%		
Common Equity Cost Rate (%)	8.52%	(\$0)	8.34%		
Preferred Shares Cost Rate (%)	0.00%	\$0	0.00%		

Notes:

General Data inputs are required on Sheets 3. Data from Sheet 3 will automatically complete calculations on sheets 4 through 9 (Rate Base through Revenue Requirement). Sheets 4 through 9 do not require any inputs except for notes that the Applicant may wish to enter to support the results. Pale green cells are available on sheets 4 through 9 to enter both footnotes beside key cells and the related text for the notes at the bottom of each sheet.

- (1) All inputs are in dollars (\$) except where inputs are individually identified as percentages (%)
- (2) Data in column E is for Application as originally filed. For updated revenue requirement as a result of interrogatory responses, technical or settlement conferences, etc., use column M and Adjustments in column I
- (3) Net of addbacks and deductions to arrive at taxable income.
- (4) Average of Gross Fixed Assets at beginning and end of the Test Year
- (5) Average of Accumulated Depreciation at the beginning and end of the Test Year. Enter as a negative amount.
- (6) Select option from drop-down list by clicking on cell M12. This column allows for the application update reflecting the end of discovery or Argument-in-Chief. Also, the outcome of any Settlement Process can be reflected.
- (7) Input total revenue offsets for deriving the base revenue requirement from the service revenue requirement
- (8) 4.0% unless an Applicant has proposed or been approved for another amount.
- (9) The default Working Capital Allowance factor is 7.5% (of Cost of Power plus controllable expenses), per the letter issued by the Board on June 3, 2015. Alternatively, a WCA factor based on lead-lag study, with supporting rationale could be provided.
- (10) - (16) Interrogatory Adjustments - Please refer to Waterloo_IRR_Req_Workform_2021_COS_20200928
- (17) Pre-settlement updates: 4-Staff-100 OM&A reduction, SEC-73 OER inclusion, related PILs adjustment
- (18) Settlement: VECC-63 correction to CDM activity variable in Load Forecast
- (19) Settlement: Reclassify disconnect/reconnect specific service charges from OM&A to Other Revenue
- (20) Settlement: Reduction to 2021 OM&A of \$775,000
- (21) Settlement: Change to half-year rule for depreciation (fixed assets & capital contributions/deferred revenue)
- (22) Settlement: Reduction to 2021 CAPEX of \$550,000
- (23) Settlement: OER & RPP rate update to Cost of Power



Revenue Requirement Workform (RRWF) for 2021 Filers

Rate Base and Working Capital

Line No.	Rate Base Particulars	Initial Application	Adjustments	Settlement Agreement	Adjustments	Per Board Decision
1	Gross Fixed Assets (average) ⁽²⁾	\$421,683,875	(\$1,161,034)	\$420,522,841	\$ -	\$420,522,841
2	Accumulated Depreciation (average) ⁽²⁾	(\$193,127,986)	\$2,057,342	(\$191,070,644)	\$ -	(\$191,070,644)
3	Net Fixed Assets (average) ⁽²⁾	\$228,555,889	\$896,308	\$229,452,197	\$ -	\$229,452,197
4	Allowance for Working Capital ⁽¹⁾	\$16,129,505	(\$1,955,255)	\$14,174,250	#####	\$ -
5	Total Rate Base	\$244,685,394	(\$1,058,947)	\$243,626,447	#####	\$229,452,197

(1) Allowance for Working Capital - Derivation

6	Controllable Expenses	\$15,524,190	(\$588,421)	\$14,935,769	\$ -	\$14,935,769
7	Cost of Power	\$199,535,876	(\$25,481,643)	\$174,054,233	\$ -	\$174,054,233
8	Working Capital Base	\$215,060,066	(\$26,070,064)	\$188,990,002	\$ -	\$188,990,002
9	Working Capital Rate % ⁽¹⁾	7.50%	0.00%	7.50%	-7.50%	0.00%
10	Working Capital Allowance	\$16,129,505	(\$1,955,255)	\$14,174,250	#####	\$ -

Notes

(1) Some Applicants may have a unique rate as a result of a lead-lag study. The default rate for 2021 cost of service applications is 7.5%, per the letter issued by the Board on June 3, 2015.

(2) Average of opening and closing balances for the year.



Revenue Requirement Workform (RRWF) for 2021 Filers

Utility Income

Line No.	Particulars	Initial Application	Adjustments	Settlement Agreement	Adjustments	Per Board Decision
Operating Revenues:						
1	Distribution Revenue (at Proposed Rates)	\$39,298,087	(\$1,764,748)	\$37,533,339	\$ -	\$37,533,339
2	Other Revenue ⁽¹⁾	\$2,250,668	\$38,952	\$2,289,620	\$ -	\$2,289,620
3	Total Operating Revenues	\$41,548,755	(\$1,725,796)	\$39,822,959	\$ -	\$39,822,959
Operating Expenses:						
4	OM+A Expenses	\$15,777,057	(\$647,842)	\$15,129,215	\$ -	\$15,129,215
5	Depreciation/Amortization	\$11,100,527	(\$355,203)	\$10,745,324	\$ -	\$10,745,324
6	Property taxes	\$471,620	\$ -	\$471,620	\$ -	\$471,620
7	Capital taxes	\$ -	\$ -	\$ -	\$ -	\$ -
8	Other expense	\$ -	\$ -	\$ -	\$ -	\$ -
9	Subtotal (lines 4 to 8)	\$27,349,204	(\$1,003,045)	\$26,346,159	\$ -	\$26,346,159
10	Deemed Interest Expense	\$4,971,349	(\$253,760)	\$4,717,589	(\$55,738)	\$4,661,851
11	Total Expenses (lines 9 to 10)	\$32,320,553	(\$1,256,805)	\$31,063,748	(\$55,738)	\$31,008,010
12	Utility income before income taxes	\$9,228,202	(\$468,991)	\$8,759,211	\$55,738	\$8,814,949
13	Income taxes (grossed-up)	\$889,324	(\$257,491)	\$631,833	\$ -	\$631,833
14	Utility net income	\$8,338,878	(\$211,500)	\$8,127,378	\$55,738	\$8,183,116

Notes

Other Revenues / Revenue Offsets

(1)	Specific Service Charges	\$382,269	\$49,815	\$432,084		\$432,084
	Late Payment Charges	\$144,453	\$ -	\$144,453		\$144,453
	Other Distribution Revenue	\$1,557,944	(\$10,863)	\$1,547,081		\$1,547,081
	Other Income and Deductions	\$166,002	\$ -	\$166,002		\$166,002
	Total Revenue Offsets	\$2,250,668	\$38,952	\$2,289,620	\$ -	\$2,289,620



Revenue Requirement Workform (RRWF) for 2021 Filers

Taxes/PILs

Line No.	Particulars	Application	Settlement Agreement	Per Board Decision
Determination of Taxable Income				
1	Utility net income before taxes	\$8,338,878	\$8,127,378	\$7,819,731
2	Adjustments required to arrive at taxable utility income	(\$5,676,173)	(\$6,089,009)	(\$6,089,009)
3	Taxable income	<u>\$2,662,705</u>	<u>\$2,038,369</u>	<u>\$1,730,722</u>
Calculation of Utility income Taxes				
4	Income taxes	<u>\$653,653</u>	<u>\$464,397</u>	<u>\$464,397</u>
6	Total taxes	<u>\$653,653</u>	<u>\$464,397</u>	<u>\$464,397</u>
7	Gross-up of Income Taxes	<u>\$235,671</u>	<u>\$167,436</u>	<u>\$167,436</u>
8	Grossed-up Income Taxes	<u>\$889,324</u>	<u>\$631,833</u>	<u>\$631,833</u>
9	PILs / tax Allowance (Grossed-up Income taxes + Capital taxes)	<u>\$889,324</u>	<u>\$631,833</u>	<u>\$631,833</u>
10	Other tax Credits	(\$51,964)	(\$75,771)	(\$75,771)
Tax Rates				
11	Federal tax (%)	15.00%	15.00%	15.00%
12	Provincial tax (%)	11.50%	11.50%	11.50%
13	Total tax rate (%)	<u>26.50%</u>	<u>26.50%</u>	<u>26.50%</u>

Notes




Revenue Requirement Workform (RRWF) for 2021 Filers

Capitalization/Cost of Capital

Line No.	Particulars	Capitalization Ratio		Cost Rate	Return
Initial Application					
		(%)	(\$)	(%)	(\$)
	Debt				
1	Long-term Debt	56.00%	\$137,023,821	3.43%	\$4,702,195
2	Short-term Debt	4.00%	\$9,787,416	2.75%	\$269,154
3	Total Debt	60.00%	\$146,811,236	3.39%	\$4,971,349
	Equity				
4	Common Equity	40.00%	\$97,874,158	8.52%	\$8,338,878
5	Preferred Shares	0.00%	\$ -	0.00%	\$ -
6	Total Equity	40.00%	\$97,874,158	8.52%	\$8,338,878
7	Total	100.00%	\$244,685,394	5.44%	\$13,310,227
Settlement Agreement					
		(%)	(\$)	(%)	(\$)
	Debt				
1	Long-term Debt	56.00%	\$136,430,810	3.33%	\$4,547,051
2	Short-term Debt	4.00%	\$9,745,058	1.75%	\$170,539
3	Total Debt	60.00%	\$146,175,868	3.23%	\$4,717,589
	Equity				
4	Common Equity	40.00%	\$97,450,579	8.34%	\$8,127,378
5	Preferred Shares	0.00%	\$ -	0.00%	\$ -
6	Total Equity	40.00%	\$97,450,579	8.34%	\$8,127,378
7	Total	100.00%	\$243,626,447	5.27%	\$12,844,967
Per Board Decision					
		(%)	(\$)	(%)	(\$)
	Debt				
8	Long-term Debt	56.00%	\$128,493,230	3.43%	\$4,409,454
9	Short-term Debt	4.00%	\$9,178,088	2.75%	\$252,397
10	Total Debt	60.00%	\$137,671,318	3.39%	\$4,661,851
	Equity				
11	Common Equity	40.00%	\$91,780,879	8.52%	\$7,819,731
12	Preferred Shares	0.00%	\$ -	0.00%	\$ -
13	Total Equity	40.00%	\$91,780,879	8.52%	\$7,819,731
14	Total	100.00%	\$229,452,197	5.44%	\$12,481,582

Notes





Revenue Requirement Workform (RRWF) for 2021 Filers

Revenue Deficiency/Sufficiency

Line No.	Particulars	Initial Application		Settlement Agreement		Per Board Decision	
		At Current Approved Rates	At Proposed Rates	At Current Approved Rates	At Proposed Rates	At Current Approved Rates	At Proposed Rates
1	Revenue Deficiency from Below		\$2,624,364		\$782,864		\$308,558
2	Distribution Revenue	\$36,673,723	\$36,673,723	\$36,750,475	\$36,750,475	\$36,750,475	\$37,224,781
3	Other Operating Revenue Offsets - net	\$2,250,668	\$2,250,668	\$2,289,620	\$2,289,620	\$2,289,620	\$2,289,620
4	Total Revenue	\$38,924,391	\$41,548,755	\$39,040,095	\$39,822,959	\$39,040,095	\$39,822,959
5	Operating Expenses	\$27,349,204	\$27,349,204	\$26,346,159	\$26,346,159	\$26,346,159	\$26,346,159
6	Deemed Interest Expense	\$4,971,349	\$4,971,349	\$4,717,589	\$4,717,589	\$4,661,851	\$4,661,851
8	Total Cost and Expenses	\$32,320,553	\$32,320,553	\$31,063,748	\$31,063,748	\$31,008,010	\$31,008,010
9	Utility Income Before Income Taxes	\$6,603,838	\$9,228,202	\$7,976,347	\$8,759,211	\$8,032,085	\$8,814,949
10	Tax Adjustments to Accounting Income per 2013 PILs model	(\$5,676,173)	(\$5,676,173)	(\$6,089,009)	(\$6,089,009)	(\$6,089,009)	(\$6,089,009)
11	Taxable Income	\$927,665	\$3,552,029	\$1,887,338	\$2,670,202	\$1,943,076	\$2,725,940
12	Income Tax Rate	26.50%	26.50%	26.50%	26.50%	26.50%	26.50%
13	Income Tax on Taxable Income	\$245,831	\$941,288	\$500,145	\$707,604	\$514,915	\$722,374
14	Income Tax Credits	(\$51,964)	(\$51,964)	(\$75,771)	(\$75,771)	(\$75,771)	(\$75,771)
15	Utility Net Income	\$6,409,971	\$8,338,878	\$7,551,973	\$8,127,378	\$7,592,941	\$8,183,116
16	Utility Rate Base	\$244,685,394	\$244,685,394	\$243,626,447	\$243,626,447	\$229,452,197	\$229,452,197
17	Deemed Equity Portion of Rate Base	\$97,874,158	\$97,874,158	\$97,450,579	\$97,450,579	\$91,780,879	\$91,780,879
18	Income/(Equity Portion of Rate Base)	6.55%	8.52%	7.75%	8.34%	8.27%	8.92%
19	Target Return - Equity on Rate Base	8.52%	8.52%	8.34%	8.34%	8.52%	8.52%
20	Deficiency/Sufficiency in Return on Equity	-1.97%	0.00%	-0.59%	0.00%	-0.25%	0.40%
21	Indicated Rate of Return	4.65%	5.44%	5.04%	5.27%	5.34%	5.60%
22	Requested Rate of Return on Rate Base	5.44%	5.44%	5.27%	5.27%	5.44%	5.44%
23	Deficiency/Sufficiency in Rate of Return	-0.79%	0.00%	-0.24%	0.00%	-0.10%	0.16%
24	Target Return on Equity	\$8,338,878	\$8,338,878	\$8,127,378	\$8,127,378	\$7,819,731	\$7,819,731
25	Revenue Deficiency/(Sufficiency)	\$1,928,907	\$0	\$575,405	\$-	\$226,790	\$363,385
26	Gross Revenue Deficiency/(Sufficiency)	\$2,624,364 ⁽¹⁾		\$782,864 ⁽¹⁾		\$308,558 ⁽¹⁾	

Notes:

⁽¹⁾ Revenue Deficiency/Sufficiency divided by (1 - Tax Rate)



Revenue Requirement Workform (RRWF) for 2021 Filers

Revenue Requirement

Line No.	Particulars	Application	Settlement Agreement	Per Board Decision
1	OM&A Expenses	\$15,777,057	\$15,129,215	\$15,129,215
2	Amortization/Depreciation	\$11,100,527	\$10,745,324	\$10,745,324
3	Property Taxes	\$471,620	\$471,620	\$471,620
5	Income Taxes (Grossed up)	\$889,324	\$631,833	\$631,833
6	Other Expenses	\$ -		
7	Return			
	Deemed Interest Expense	\$4,971,349	\$4,717,589	\$4,661,851
	Return on Deemed Equity	\$8,338,878	\$8,127,378	\$7,819,731
8	Service Revenue Requirement (before Revenues)	<u>\$41,548,755</u>	<u>\$39,822,959</u>	<u>\$39,459,574</u>
9	Revenue Offsets	\$2,250,668	\$2,289,620	\$ -
10	Base Revenue Requirement (excluding Transformer Ownership Allowance credit adjustment)	<u>\$39,298,087</u>	<u>\$37,533,339</u>	<u>\$39,459,574</u>
11	Distribution revenue	\$39,298,087	\$37,533,339	\$37,533,339
12	Other revenue	\$2,250,668	\$2,289,620	\$2,289,620
13	Total revenue	<u>\$41,548,755</u>	<u>\$39,822,959</u>	<u>\$39,822,959</u>
14	Difference (Total Revenue Less Distribution Revenue Requirement before Revenues)	<u>\$0</u> ⁽¹⁾	<u>\$ -</u> ⁽¹⁾	<u>\$363,385</u> ⁽¹⁾

Summary Table of Revenue Requirement and Revenue Deficiency/Sufficiency

	Application	Settlement Agreement	Δ% ⁽²⁾	Per Board Decision	Δ% ⁽²⁾
Service Revenue Requirement	\$41,548,755	\$39,822,959	(\$0)	\$39,459,574	(\$1)
Grossed-Up Revenue					
Deficiency/(Sufficiency)	\$2,624,364	\$782,864	(\$1)	\$308,558	(\$1)
Base Revenue Requirement (to be recovered from Distribution Rates)	\$39,298,087	\$37,533,339	(\$0)	\$39,459,574	(\$1)
Revenue Deficiency/(Sufficiency) Associated with Base Revenue Requirement	\$2,624,364	\$782,864	(\$1)	\$ -	(\$1)

Notes

(1) Line 11 - Line 8

(2) Percentage Change Relative to Initial Application



Revenue Requirement Workform (RRWF) for 2021 Filers

Load Forecast Summary

This spreadsheet provides a summary of the customer and load forecast on which the test year revenue requirement is derived. The amounts serve as the denominators for deriving the rates to recover the test year revenue requirement for purposes of this RRWF.


The information to be input is inclusive of any adjustments to kWh and kW to reflect the impacts of CDM programs up to and including CDM programs planned to be executed in the test year. i.e., the load forecast adjustments determined in **Appendix 2-I** should be incorporated into the entries. The inputs should correspond with the summary of the Load Forecast for the Test Year in **Appendix 2-IB** and in Exhibit 3 of the application.

Appendix 2-IB is still required to be filled out, as it also provides a year-over-year variance analysis of demand growth and trends from historical actuals to the Bridge and Test Year forecasts.

Stage in Process:		Settlement Agreement			Settlement Agreement			Per Board Decision		
Customer Class		Initial Application			Settlement Agreement			Per Board Decision		
Input the name of each customer class.		Customer / Connections	kWh	kW/kVA ⁽¹⁾	Customer / Connections	kWh	kW/kVA ⁽¹⁾	Customer / Connections	kWh	kW/kVA ⁽¹⁾
		Test Year average or mid-year	Annual	Annual	Test Year average or mid-year	Annual	Annual	Test Year average or mid-year	Annual	Annual
1	Residential	51,719	395,056,934		51,719	398,047,339				
2	GS <50	5,989	195,573,807		5,989	197,054,213				
3	GS >50-Regular	774	697,140,723	1,764,636	774	700,573,709	1,773,328			
4	Large Use >5MW	1	95,699,867	169,287	1	96,424,273	170,568			
5	Street Light	15,005	3,347,727	9,302	15,005	3,347,727	9,302			
6	Unmetered Scattered Load	540	2,947,114		540	2,947,114				
7	Embedded Distributor	1	41,857,714	103,033	1	41,857,714	103,033			
8										
9										
10										
11										
12										
13										
14										
15										
16										
17										
18										
19										
20										
Total			1,431,623,886	2,046,258		#####	2,056,231		-	-

Notes:

⁽¹⁾ Input kW or kVA for those customer classes for which billing is based on demand (kW or kVA) versus energy consumption (kWh)
Please refer to Waterloo_Settlement_Load_Forecast_2021_COS_20201022





Revenue Requirement Workform (RRWF) for 2021 Filers

Cost Allocation and Rate Design

This spreadsheet replaces **Appendix 2-P** and provides a summary of the results from the Cost Allocation spreadsheet, and is used in the determination of the class revenue requirement and, hence, ultimately, the determination of rates from customers in all classes to recover the revenue requirement.

Stage in Application Process: **Settlement Agreement**

A) Allocated Costs

Name of Customer Class ⁽³⁾	Costs Allocated from Previous Study ⁽¹⁾	%	Allocated Class Revenue Requirement ⁽¹⁾	%
<i>From Sheet 10. Load Forecast</i>				
(7A)				
1 Residential	\$ 18,260,988	52.20%	\$ 21,815,752	54.78%
2 GS <50	\$ 5,261,206	15.04%	\$ 6,162,078	15.47%
3 GS >50-Regular	\$ 10,167,367	29.07%	\$ 10,511,311	26.40%
4 Large Use >5MW	\$ 937,129	2.68%	\$ 1,005,147	2.52%
5 Street Light	\$ 254,785	0.73%	\$ 211,573	0.53%
6 Unmetered Scattered Load	\$ 97,398	0.28%	\$ 114,987	0.29%
7 Embedded Distributor	\$ 1,450	0.00%	\$ 2,111	0.01%
8				
9				
10				
11				
12				
13				
14				
15				
16				
17				
18				
19				
20				
Total	\$ 34,980,323	100.00%	\$ 39,822,959	100.00%
Service Revenue Requirement (from Sheet 9)			\$ 39,822,959.10	

- (1) Class Allocated Revenue Requirement, from Sheet O-1, Revenue to Cost || RR, row 40, from the Cost Allocation Study in this application. This excludes costs in deferral and variance accounts. For Embedded Distributors, Account 4750 - Low Voltage (LV) Costs are also excluded.
- (2) Host Distributors - Provide information on any embedded distributor(s) as a separate class, if applicable. If embedded distributors are billed in a General Service class, include the allocated costs and revenues of the embedded distributor(s) in the applicable class, and also complete Appendix 2-Q.
- (3) Customer Classes - If these differ from those in place in the previous cost allocation study, modify the customer classes to match the proposal in the current application as closely as possible.

B) Calculated Class Revenues

Name of Customer Class	Load Forecast (LF) X current approved rates (7B)	LF X current approved rates X (1+d) (7C)	LF X Proposed Rates (7D)	Miscellaneous Revenues (7E)
1 Residential	\$ 19,891,127	\$ 20,314,851	\$ 20,314,851	\$ 1,482,349
2 GS <50	\$ 5,675,723	\$ 5,796,628	\$ 5,796,628	\$ 326,629
3 GS >50-Regular	\$ 10,101,178	\$ 10,316,354	\$ 10,316,354	\$ 419,728
4 Large Use >5MW	\$ 811,698	\$ 828,989	\$ 828,989	\$ 39,955
5 Street Light	\$ 155,034	\$ 158,336	\$ 158,336	\$ 14,148
6 Unmetered Scattered Load	\$ 113,541	\$ 115,960	\$ 115,960	\$ 6,745
7 Embedded Distributor	\$ 2,174	\$ 2,220	\$ 2,220	\$ 67
8				
9				
10				
11				
12				
13				
14				
15				
16				
17				
18				
19				
20				
Total	\$ 36,750,475	\$ 37,533,338	\$ 37,533,338	\$ 2,289,621

- (4) In columns 7B to 7D, LF means Load Forecast of Annual Billing Quantities (i.e., customers or connections, as applicable X 12 months, and kWh, kW or kVA as applicable. Revenue quantities should be net of the Transformer Ownership Allowance for applicable customer classes. Exclude revenues from rate adders and rate riders.
- (5) Columns 7C and 7D - Column Total should equal the Base Revenue Requirement for each.
- (6) Column 7C - The OEB-issued cost allocation model calculates "1+d" on worksheet O-1, cell C22. "d" is defined as Revenue Deficiency/Revenue at Current Rates.
- (7) Column 7E - If using the OEB-issued cost allocation model, enter Miscellaneous Revenues as it appears on worksheet O-1, row 19,

C) Rebalancing Revenue-to-Cost Ratios

Name of Customer Class	Previously Approved Ratios	Status Quo Ratios	Proposed Ratios	Policy Range
	Most Recent Year: 2016 %	(7C + 7E) / (7A) %	(7D + 7E) / (7A) %	
1 Residential	102.98%	99.91%	99.91%	85 - 115
2 GS <50	102.48%	99.37%	99.37%	80 - 120
3 GS >50-Regular	94.49%	102.14%	102.14%	80 - 120
4 Large Use >5MW	85.00%	86.45%	86.45%	85 - 115
5 Street Light	102.98%	81.52%	81.52%	80 - 120
6 Unmetered Scattered Load	120.00%	106.71%	106.71%	80 - 120
7 Embedded Distributor	100.00%	108.34%	108.34%	80 - 120
8				
9				
10				
11				
12				
13				
14				
15				
16				
17				
18				
19				
20				

- (8) Previously Approved Revenue-to-Cost (R/C) Ratios - For most applicants, the most recent year would be the third year (at the latest) of the Price Cap IR period. For example, if the applicant, rebased in 2012 with further adjustments to move within the range over two years, the Most Recent Year would be 2015. However, the ratios in 2015 would be equal to those after the adjustment in 2014.
- (9) Status Quo Ratios - The OEB-issued cost allocation model provides the Status Quo Ratios on Worksheet O-1. The Status Quo means "Before Rebalancing".
- (10) Ratios shown in red are outside of the allowed range. Applies to both Tables C and D.

(D) Proposed Revenue-to-Cost Ratios ⁽¹¹⁾

Name of Customer Class	Proposed Revenue-to-Cost Ratio			Policy Range
	Test Year 2021	Price Cap IR Period		
		2022	2023	
1 Residential	99.91%	99.91%	99.91%	85 - 115
2 GS <50	99.37%	99.37%	99.37%	80 - 120
3 GS >50-Regular	102.14%	102.14%	102.14%	80 - 120
4 Large Use >5MW	86.45%	86.45%	86.45%	85 - 115
5 Street Light	81.52%	81.52%	81.52%	80 - 120
6 Unmetered Scattered Load	106.71%	106.71%	106.71%	80 - 120
7 Embedded Distributor	108.34%	108.34%	108.34%	80 - 120
8				
9				
10				
11				
12				
13				
14				
15				
16				
17				
18				
19				
20				

(11) The applicant should complete Table D if it is applying for approval of a revenue-to-cost ratio in 2021 that is outside of the OEB's policy range for any customer class. Table D will show that the distributor is likely to enter into the 2022 and 2023 Price Cap IR models, as necessary. For 2022 and 2023, enter the planned revenue-to-cost ratios that will be "Change" or "No Change" in 2019 (in the current Revenue/Cost Ratio Adjustment Workform, Worksheet C1.1 'Decision - Cost Revenue Adjustment, column d), and enter TBD for class(es) that will be entered as 'Rebalance'.

Revenue Requirement Workform (RRWF) for 2021 Filers

Tracking Form

The first row shown, labelled "Original Application", summarizes key statistics based on the data inputs into the RRWF. After the original application filing, the applicant provides key changes in capital and operating expenses, load forecasts, cost of capital, etc., as revised through the processing of the application. This could be due to revisions or responses to interrogatories. The last row shown is the most current estimate of the cost of service data reflecting the original application and any updates provided by the applicant distributor (for updated evidence, responses to interrogatories, undertakings, etc.)

Please ensure a Reference (Column B) and/or Item Description (Column C) is entered. Please note that unused rows will automatically be hidden and the PRINT AREA set when the PRINT BUTTON on Sheet 1 is activated.

⁽¹⁾ Short reference to evidence material (interrogatory response, undertaking, exhibit number, Board Decision, Code, Guideline, Report of the Board, etc.)

⁽²⁾ Short description of change, issue, etc.

Summary of Proposed Changes

Reference ⁽¹⁾	Item / Description ⁽²⁾	Cost of Capital		Rate Base and Capital Expenditures			Operating Expenses			Revenue Requirement				
		Regulated Return on Capital	Regulated Rate of Return	Rate Base	Working Capital	Working Capital Allowance (\$)	Amortization / Depreciation	Taxes/PILs	OM&A	Service Revenue Requirement	Other Revenues	Base Revenue Requirement	Grossed up Revenue Deficiency / Sufficiency	
	Original Application	\$ 13,310,227	5.44%	\$ 244,685,394	\$ 215,060,066	\$ 16,129,505	\$ 11,100,527	\$ 889,324	\$ 15,777,057	\$ 41,548,755	\$ 2,250,668	\$ 39,298,087	\$ 2,624,364	
1	Load Forecast Update 3-Staff-36, 9-Staff-78-79	Updated load forecast per 1-Staff-1 Change	\$ 13,317,222 6,995	5.44% 0.00%	\$ 244,813,986 128,592	\$ 216,774,622 1,714,556	\$ 16,258,097 128,592	\$ 11,100,527 -	\$ 889,324 -	\$ 15,777,057 -	\$ 41,555,750 6,995	\$ 2,250,668 -	\$ 39,305,082 6,995	\$ 2,554,178 70,186
2	Capital Update 2-Staff-8	Updated capital additions and depreciation Change	\$ 13,268,313 48,909	5.44% 0.00%	\$ 243,914,884 899,102	\$ 216,780,290 5,668	\$ 16,258,522 425	\$ 11,048,476 52,051	\$ 889,324 -	\$ 15,777,057 -	\$ 41,454,790 100,960	\$ 2,250,668 -	\$ 39,204,122 100,960	\$ 2,453,218 100,960
3	OM&A Update 4-Staff-53(b), 4-Staff-51(c)	OM&A Updates - union ratification & intervenor costs Change	\$ 13,268,649 336	5.44% 0.00%	\$ 243,921,059 6,176	\$ 216,862,633 82,343	\$ 16,264,697 6,176	\$ 11,048,476 -	\$ 889,324 -	\$ 15,859,400 82,343	\$ 41,537,469 82,679	\$ 2,250,668 -	\$ 39,286,801 82,679	\$ 2,535,897 82,679
4	Other Revenue Update 3-Staff-38, 3-VECC-35(b)	Other revenue updates - retail service charges Change	\$ 13,268,649 -	5.44% 0.00%	\$ 243,921,059 -	\$ 216,862,633 -	\$ 16,264,697 -	\$ 11,048,476 -	\$ 889,324 -	\$ 15,859,400 -	\$ 41,537,469 -	\$ 2,262,317 11,649	\$ 39,275,152 11,649	\$ 2,524,248 11,649
5	PILs Update 4-Staff-59, 1-Staff-1	PILs model updates incorporating all changes Change	\$ 13,268,649 -	5.44% 0.00%	\$ 243,921,059 -	\$ 216,862,633 -	\$ 16,264,697 -	\$ 11,048,476 -	\$ 782,125 107,199	\$ 15,859,400 -	\$ 41,430,270 107,199	\$ 2,262,317 -	\$ 39,167,953 107,199	\$ 2,417,049 107,199
6	Pre-Settlement 4-Staff-100, SEC-73	OM&A, COP adjustments & related PILs Change	\$ 13,145,337 123,313	5.44% 0.00%	\$ 241,654,169 2,266,891	\$ 186,637,422 30,225,211	\$ 13,997,807 2,266,891	\$ 11,048,476 -	\$ 754,271 27,854	\$ 15,854,400 5,000	\$ 41,274,103 156,167	\$ 2,262,317 -	\$ 39,011,786 156,167	\$ 2,260,883 156,167
7	Settlement VECC-63, 3.1	CDM in LF correction Change	\$ 13,145,313 23	5.44% 0.00%	\$ 241,653,742 426	\$ 186,631,739 5,683	\$ 13,997,380 426	\$ 11,048,476 -	\$ 754,265 5	\$ 15,854,400 -	\$ 41,274,075 29	\$ 2,262,317 -	\$ 39,011,758 29	\$ 2,261,283 401
8	Settlement 1.2, 2.1	Reallocate specific service charges from OM&A to Revenue Change	\$ 13,145,517 203	5.44% 0.00%	\$ 241,657,479 3,736	\$ 186,681,554 49,815	\$ 14,001,117 3,736	\$ 11,048,476 -	\$ 754,312 46	\$ 15,904,215 49,815	\$ 41,324,139 50,064	\$ 2,312,132 49,815	\$ 39,012,007 249	\$ 2,261,533 249
9	Settlement 1.2, 2.1	Reduction to 2021 OM&A of \$775,000 Change	\$ 13,142,355 3,162	5.44% 0.00%	\$ 241,599,354 58,125	\$ 185,906,554 775,000	\$ 13,942,992 58,125	\$ 11,048,476 -	\$ 753,597 714	\$ 15,129,215 775,000	\$ 40,545,263 778,876	\$ 2,312,132 -	\$ 38,233,131 778,876	\$ 1,482,657 778,876
10	Settlement 2.1	Change to half-year rule for depreciation Change	\$ 13,246,563 104,209	5.44% 0.00%	\$ 243,515,051 1,915,697	\$ 185,906,554 -	\$ 13,942,992 -	\$ 10,752,582 295,894	\$ 665,435 88,162	\$ 15,129,215 -	\$ 40,265,416 279,847	\$ 2,289,620 22,512	\$ 37,975,796 257,335	\$ 1,225,320 257,336
11	Settlement 1.1	Reduction to 2021 CAPEX of \$550,000 Change	\$ 13,240,044 6,520	5.44% 0.00%	\$ 243,395,189 119,862	\$ 185,906,554 -	\$ 13,942,992 -	\$ 10,745,324 7,258	\$ 692,234 26,798	\$ 15,129,215 -	\$ 40,278,436 13,021	\$ 2,289,620 -	\$ 37,988,816 13,021	\$ 1,238,341 13,021
12	Settlement 2.1	OER & RPP rate update to Cost of Power Change	\$ 13,252,623 12,579	5.44% 0.00%	\$ 243,626,447 231,259	\$ 188,990,002 3,083,448	\$ 14,174,250 231,259	\$ 10,745,324 -	\$ 695,076 2,842	\$ 15,129,215 -	\$ 40,293,858 15,422	\$ 2,289,620 -	\$ 38,004,238 15,422	\$ 1,253,763 15,422
13	Settlement 2.1	2021 Cost of Capital parameters Change	\$ 12,844,967 407,656	5.27% -0.17%	\$ 243,626,447 -	\$ 188,990,002 -	\$ 14,174,250 -	\$ 10,745,324 -	\$ 631,833 63,244	\$ 15,129,215 -	\$ 39,822,959 470,899	\$ 2,289,620 -	\$ 37,533,339 470,899	\$ 782,864 470,899
14	Balance Check		\$ 12,844,967	5.27%	\$ 243,626,447	\$ 188,990,002	\$ 14,174,250	\$ 10,745,324	\$ 631,833	\$ 15,129,215	\$ 39,822,959	\$ 2,289,620	\$ 37,533,339	\$ 782,864

Attachment F

2023 IRM Checklist

2023 IRM Checklist

Waterloo North Hydro Inc

EB-2022-0067

Date: Aug 3, 2022

Filing Requirement Section/Page Reference	IRM Requirements	Evidence Reference, Notes
3.1.2 Components of the Application Filing		
2	Manager's summary documenting and explaining all rate adjustments requested	Yes
2	Contact info - primary contact may be a person within the distributor's organization other than the primary license contact	1.0a - 1.6
3	Completed Rate Generator Model and supplementary work forms in Excel format	2.1 - Att A
3	Current tariff sheet, PDF	2.2 - Att C
3	Supporting documentation (e.g. relevant past decisions, RRWF etc.)	2.0 - Att C, D
3	Statement as to who will be affected by the application, specific customer groups affected by particular request	2.3
3	Distributor's internet address	1.0e
3	Statement confirming accuracy of billing determinants pre-populated in model	2.5
3	Text searchable PDF format for all documents	Yes
3	2023 IRM Checklist	Yes
3	Include a certification by a senior officer that the evidence filed, including the models and appendices, is accurate, consistent and complete to the best of their knowledge, a certification that the distributor has processes and internal controls in place for the preparation, review, verification and oversight of account balances being disposed, as well as a certification regarding personal information	2.12
3.1.3 Applications and Electronic Models		
4	Confirm the accuracy of the data. If a distributor has revised any RRR data after it has been incorporated into the model, this change should be disclosed in the application	Yes
4	File the GA Analysis Workform.	Yes - Att B
4	A distributor seeking a revenue-to-cost ratio adjustment due to a previous OEB decision must continue to file the OEB's Revenue-to-Cost Ratio Adjustment Workform in addition to the Rate Generator model.	N/A
4	For an Incremental or Advanced Capital Module (ICM/ACM) cost recovery and associated rate rider(s), a distributor must file the Capital Module applicable to ACM and ICM.	N/A
5	A distributor seeking to dispose of lost revenue amounts from conservation and demand management activities, during an IRM term, must file the Lost Revenue Adjustment Mechanism Variance Account (LRAMVA) Workform.	N/A
5	The models and workforms be used by all distributors. If a distributor makes any changes to OEB models or workforms to address its own circumstances, it must justify such changes in the manager's summary.	2.4
3.2.2 Revenue to Cost Ratio Adjustments		
6 - 7	Revenue to Cost Ratio Adjustment Workform, if distributor is seeking revenue to cost ratio adjustments due to previous OEB decision	N/A
3.2.3 Rate Design for Residential Electricity Customers		
Applicable only to distributors that have not completed the residential rate design transition		
7	A plan to mitigate the impact for the whole residential class or indicate why such a plan is not required, if the total bill impact of the elements proposed in the application is 10% or greater for RPP customers consuming at the 10th percentile	N/A
7	Mitigation plan if total bill increases for any customer class exceed 10%	N/A
2.4 Electricity Distribution Retail Transmission Service Rates		
No action required at filing - model completed with most recent uniform transmission rates (UTRs) approved by the OEB		
3.2.5 Review and Disposition of Group 1 DVA Balances		
8	Justification if any account balance in excess of the threshold should not be disposed	N/A
8	Completed Tab 3 - continuity schedule in Rate Generator Model	Yes
9	Explanation of variance between amounts proposed for disposition and amounts reported in RRR for each account	2.7
9	Statement as to whether any adjustments have been made to balances previously approved by the OEB on a final basis; If so, explanations provided for the nature and amounts of the adjustments and supporting documentation under a section titled "Adjustments to Deferral and Variance Accounts"	2.7 & 2.14
10	Rate riders proposed for recovery or refund of balances that are proposed for disposition. The default disposition period is one year. Justification with proper supporting information is required if distributor is proposing an alternative recovery period	2.7
3.2.5.1 Wholesale Market Participants		
10	Separate rate riders established to recover balances in RSVAs from Wholesale Market Participants, who must not be allocated balances related to charges for which WMPs settle directly with the IESO	Yes
3.2.5.3 Commodity Accounts 1588 and 1589		
11	Confirmation of implementation of the OEB's February 21, 2019 guidance effective from January 1, 2019 when requesting final disposition for the first time following implementation of the Accounting Guidance	2.11
11	Confirmation that historical balances that have yet to be disposed on a final basis have been considered in the context of the Accounting Guidance, summary provided of the review performed. Distributors must discuss the results of review, whether any systemic issues were noted, and whether any material adjustments to the account balances have been recorded. A summary and description is provided for each adjustment made to the historical balances	2.7 & 2.14
11 - 12, 4	Populated GA Analysis Workform for each year that has not previously been approved by the OEB for disposition, irrespective of whether seeking disposition of the Account 1589 balance as part of current application. If adjustments were made to an Account 1589 balance that was previously approved on an interim basis, the GA Analysis Workform is required to be completed for each year after the distributor last received final disposition for Account 1589	2.11 - Att B
3.2.5.4 Capacity Based Recovery (CBR)		
12	Disposition proposed for Account 1580 sub-account CBR Class B in accordance with the OEB's CBR Accounting Guidance. - Embedded distributors who are not charged CBR (therefore no balance in sub-account CBR Class B) must indicate this is the case for them - In the Rate Generator model, distributors must indicate whether they had Class A customers during the period where Account 1580 CBR Class B sub-account balance accumulated - For disposition of Account 1580 sub-account CBR Class A, distributors must follow the OEB's CBR accounting guidance, which results in balances disposed outside of a rate proceeding - The Rate Generator model allocates the portion of Account 1580 sub-account CBR Class B to customers who transitioned between Class A and Class B based on consumption	2.8 - Att A
3.2.5.5 Disposition of Account 1595		
14	Confirmation that residual balances in Account 1595 Sub-accounts for each vintage year have only been disposed once	2.14
14	Detailed explanations provided for any significant residual balances attributable to specific rate riders for each customer rate class, including for example, differences between forecast and actual volumes	N/A
3.2.6 Lost Revenue Adjustment Mechanism Variance Account		
15	The 2021 CDM Guidelines require distributors filing an application for 2023 rates to seek disposition of all outstanding LRAMVA balances related to previously established LRAMVA thresholds	2.15
17	Completed latest version of LRAMVA Workform in a working Excel file when making LRAMVA requests for remaining amounts related to CFF activity	2.15
17	Final Verified Annual Reports if LRAMVA balances are being claimed from CDM programs delivered in 2017 or earlier. Participation and Cost reports in Excel format, made available by the IESO, provided to support LRAMVA balances for programs for the period of January 1, 2018 to April 15, 2019. These reports should be filed in Excel format, similar to the previous Final Verified Annual Reports from 2015 to 2017. To support savings claims for projects completed after April 15, 2019, distributors should provide similar supporting evidence	2.15
17	File other supporting evidence with an explanation and rationale should be provided to justify the eligibility of any other savings from a program delivered by a distributor through the Local Program Fund that was part of the Interim Framework after April 15, 2019.	2.15
17	Meet the OEB's requirements related to personal information and commercially sensitive information as stated in the Filing Requirements	2.15
18	Statement identifying the year(s) of new lost revenues and prior year savings persistence claimed in the LRAMVA disposition	2.15
18	Statement confirming LRAMVA based on verified savings results supported by the distributors final CDM Report and Persistence Savings Report (both filed in Excel format) and a statement indicating use of most recent input assumptions when calculating lost revenue	2.15
18	Summary table with principal and carrying charges by rate class and resulting rate riders	2.15
18	Statement confirming the period of rate recovery	2.15
18	Statement providing the proposed disposition period; rationale provided for disposing the balance in the LRAMVA if significant rate rider is not generated for one or more customer classes	2.15
18	File details related to the approved CDM forecast savings from the distributor's last rebasing application	2.15
18	Rationale confirming how rate class allocations for actual CDM savings were determined by class and program (Tab 3-A of LRAMVA Work Form)	2.15
18	Statement confirming whether additional documentation was provided in support of projects that were not included in distributor's final CDM Annual Report (Tab 8 of LRAMVA Work Form as applicable)	2.15
18	File in support of a previous LRAMVA application, distributors should provide Participation and Cost Reports and detailed project level savings files made available by the IESO and/or other supporting evidence to support the clearance of energy- and/or demand-related LRAMVA balances where final verified results from the IESO are not available. These reports should be filed in Excel format, similar to the previous Final Verified Annual Reports from 2015 to 2017	2.15

2023 IRM Checklist

Waterloo North Hydro Inc
EB-2022-0067

Date: Aug 3, 2022

Filing Requirement Section/Page Reference	IRM Requirements	Evidence Reference, Notes
18 - 19	<p>For a distributor's streetlighting project(s) which may have been completed in collaboration with local municipalities, the following must be provided: Explanation of the methodology to calculate streetlighting savings; Confirmation whether the streetlighting savings were calculated in accordance with OEB-approved load profiles for streetlighting projects; Confirmation whether the streetlighting project(s) received funding from the IESO and the appropriate net-to-gross assumption used to calculate streetlighting savings.</p> <p>For the recovery of lost revenues related to demand savings from street light upgrades, distributors should provide the following information:</p> <ul style="list-style-type: none"> o Explanation of the forecast demand savings from street lights, including assumptions built into the load forecast from the last CoS application o Confirmation that the street light upgrades represent incremental savings attributable to participation in the IESO program, and that any savings not attributable to the IESO program have been removed (for example, other upgrades under normal asset management plans) o Confirmation that the associated energy savings from the applicable IESO program have been removed from the LRAMVA workflow so as not to double count savings (for example, if requesting lost revenue recovery for the demand savings from a street light upgrade program, the associated energy savings from the Retrofit program have been subtracted from the Retrofit total) o Confirmation that the distributor has received reports from the participating municipality that validate the number and type of bulbs replaced or retrofitted through the IESO program o A table, in live excel format, that shows the monthly breakdown of billed demand over the period of the street light upgrade project, and the detailed calculations of the change in billed demand due to the street light upgrade project (including data on number of bulbs, type of bulb replaced or retrofitted, average demand per bulb) 	2.15
19	<p>For the recovery of lost revenues related to demand savings from other programs that are not included in the monthly Participation and Cost Reports of the IESO (for example Combined Heat and Power projects), distributors should provide the following information:</p> <ul style="list-style-type: none"> o The third party evaluation report that describes the methodology to calculate the demand savings achieved for the program year. In particular, if the proposed methodology is different than the evaluation approaches used by the IESO, an explanation must be provided explaining why the proposed approach is more appropriate o Rationale for net-to-gross assumptions used o Breakdown of billed demand and detailed level calculations in live excel format 	2.15
19 - 20	<p>For program savings for projects completed after April 15, 2019, distributors should provide the following:</p> <ul style="list-style-type: none"> o Related to CFF programs: an explanation must be provided as to how savings have been estimated based on the available data (i.e. IESO's Participation and Cost Reports) and/or rationale to justify the eligibility of the program savings. o Related to programs delivered by the distributor through the Local Program Fund under the Interim CDM Framework: an explanation and rationale should be provided to justify the eligibility of the additional program savings. 	2.15
3.2.6.2 Continuing Use of the LRAMVA for New CDM Activities		
20	Statement whether it is requesting an LRAMVA for one or more of these activities, if this request has not been addressed in a previous application.	2.15
3.2.7 Tax Changes		
21	Tabs 8 and 9 of Rate Generator model are completed, if applicable	N/A
21	If a rate rider to the fourth decimal place is not generated for one or more customer classes, the entire sharing tax amount is be transferred to Account 1595 for disposition at a future date	N/A
3.2.8. Z-Factor Claims		
21	Eligible Z-factor cost amounts are recorded in Account 1572, Extraordinary Event Costs. Carrying charges are calculated using simple interest applied to the monthly opening balances in the account and recorded in a separate sub-accounts of this account	N/A
21	To be eligible for a Z-factor claim, a distributor must demonstrate that its achieved regulatory return on equity (ROE), during its most recently completed fiscal year, does not exceed 300 basis points above its deemed ROE embedded in its base rates	N/A
3.2.8.1 Z-Factor Filing Guidelines		
22	Evidence that costs incurred meet criteria of causation, materiality and prudence	N/A
22	<p>In addition, the distributor must:</p> <ul style="list-style-type: none"> - Notify OEB by letter of all Z-Factor events within 6 months of event - Apply to OEB for any cost recovery of amounts in the OEB-approved deferral account claimed under Z-Factor treatment - Demonstrate that distributor could not have been able to plan or budget for the event and harm caused is genuinely incremental - Demonstrate that costs incurred within a 12-month period and are incremental to those already being recovered in rates as part of ongoing business exposure risk - Provide the distributor's achieved regulatory ROE for the most recently completed fiscal year 	N/A
3.2.8.2 Recovery of Z-Factor Costs		
22	Description of manner in which distributor intends to allocate incremental costs, including rationale for approach and merits of alternative allocation methods	N/A
22	Specification of whether rate rider(s) will apply on fixed or variable basis, or combination; length of disposition period and rationale for proposal	N/A
22	Residential rate rider to be proposed on fixed basis	N/A
22	Detailed calculation of incremental revenue requirement and resulting rate rider(s)	N/A
3.2.9 Off-Ramps		
22 - 23	If a distributor whose earnings are in excess of the dead band nevertheless applies for an increase to its base rates, it needs to substantiate its reasons for doing so	N/A
23	A distributor is expected to file its regulated ROE, as was filed for 2.1.5.6 of the RRR. However, if in the distributor's view this ROE has been affected by out-of-period or other items (for example, revenues or costs that pertain to a prior period but recognized in a subsequent one), it may also file a proposal to normalize its achieved regulated ROE for those impacts, for consideration by the OEB.	N/A
3.3.1 Advanced Capital Module		
4	Capital Module applicable to ACM and ICM, for an incremental or pre-approved Advanced Capital Module (ICM/ACM) cost recovery and associated rate rider(s)	N/A
24	Evidence of passing "Means Test"	N/A
24	Information on relevant project's (or projects') updated cost projections, confirmation that the project(s) are on schedule to be completed as planned and an updated ACM/ICM module in Excel format	N/A
3.3.2 Incremental Capital Module		
25	If proposed recovery differs significantly from pre-approved amount, a detailed explanation is required	N/A
25	If updated cost projects are 30% greater than pre-approved amount, distributor must treat project as new ICM, re-filed business case and other relevant material required	N/A
26	Evidence of passing "Means Test"	N/A
3.3.2.1 ICM Filing Requirements		
	The following should be provided when filing for incremental capital:	N/A
4	Capital Module applicable to ACM and ICM, for an incremental or pre-approved Advanced Capital Module (ICM/ACM) cost recovery and associated rate rider(s)	N/A
26	An analysis demonstrating that the materiality threshold test has been met and that the amounts will have a significant influence on the operation of the distributor	N/A
27	Justification that the amounts to be incurred will be prudent - amounts represents the most cost-effective option (but not necessarily the least initial cost) for ratepayers	N/A
27	Justification that amounts being sought are directly related to the cause, which must be clearly outside of the base upon which current rates were derived	N/A
27	Evidence that the incremental revenue requested will not be recovered through other means (e.g., it is not, in full or in part, included in base rates or being funded by the expansion of service to include new customers and other load growth)	N/A
27	Details by project for the proposed capital spending plan for the expected in-service year	N/A
27	Description of the proposed capital projects and expected in-service dates	N/A
27	Calculation of the revenue requirement (i.e. the cost of capital, depreciation, and PILs) associated with each proposed incremental capital project	N/A
27	Calculation of each incremental project's revenue requirements that will be offset by revenue generated through other means (e.g. customer contributions in aid of construction)	N/A
27	Description of the actions the distributor would take in the event that the OEB does not approve the application	N/A
27	Calculation of a rate rider to recover the incremental revenue from each applicable customer class. The distributor must identify and provide a rationale for its proposed rider design, whether variable, fixed or a combination of fixed and variable riders. As discussed at section 3.2.3, any new rate rider for the residential class must be applied on a fixed basis	N/A
3.3.2.3 ICM Filing Requirements		
28	Calculate the maximum allowable capital amount	N/A

Attachment G

1588-1589 GL Reconciliation 2015-2021

Waterloo North Hydro Inc.
Account 1588 & 1589 Reconciliation

2020

	Opening Principal Amounts as of Jan 1, 2020	Transactions Debit/ (Credit) during 2020	OEB-Approved Disposition during 2020	Principal Adjustments ¹ during 2020	Closing Principal Balance as of Dec 31, 2020	Opening Interest Amounts as of Jan 1, 2020	Interest Jan 1 to Dec 31, 2020	OEB-Approved Disposition during 2020	Interest Adjustments ¹ during 2020	Closing Interest Amounts as of Dec 31, 2020
RSVA - Power (1588)										
2014 & prior	-				-	-				-
2015	-			785,021	785,021	-				-
2016	-			897,039	897,039	-				-
2017	-			999,533	999,533	-				-
2018	865,538		865,538	1,038,157	1,038,157	13,108	-	13,108		-
2019	270,422			21,751	248,671	17,412				17,412
2020	-	339,115		55,642	283,473	-	9,876		12,910	3,034
2021	-				-					-
2022	-				-					-
Total	595,116	339,115	865,538	73,249	682,786	30,520	9,876	13,108	12,910	14,378

RSVA - GA (1589)										
2014 & prior	-				-	-				-
2015	-			731,920	731,920	-				-
2016	-			936,109	936,109	-				-
2017	-			743,520	743,520	-				-
2018	348,978		348,978	492,741	492,741	3,404		3,404		-
2019	411,318			393,945	805,263	11,151				11,151
2020	-	359,476		74,243	285,233	-	23,568		115,952	92,384
2021	-				-					-
2022	-				-					-
Total	62,340	359,476	348,978	949,062	897,220	7,747	23,568	3,404	115,952	103,535

RECONCILE TO YE VARIANCE RECONCILIATION (GL):

Per YE GL Rec - 1588	595,116	339,115	865,538	-	609,537	30,520	9,876	13,108	-	27,288
Diff				73,249	73,249				12,910	12,910
Per YE GL Rec - 1589	62,340	359,476	348,978	-	51,842	7,747	23,568	3,404		12,417
Diff				949,062	949,062				115,952	115,952

RECONCILE TO RRR SUBMISSION & IRM/COS

1588					Jan 1, 2022 IRM Application		EB-2021-0062	-		636,825.00
Diff					Note: transactions originally incorrectly split between					60,339
1589					transactions and principal adjustments in EB-2021-0062					64,259.00
Diff										1,065,014

1588:	Disposed Previously?		Row	Per 1588-1589 Reconciliation Summary Tab	
2015	Final	Correction amt.	Row 141	785,021.01	(0.01)
2016	Final	Correction amt.	Row 141	897,038.79	(0.21)
2017	Final	Correction amt.	Row 141	999,532.91	0.09
2018	Final	Correction amt.	Row 141	1,038,156.77	(0.23)
2019	No	Corrected amt.	Row 134	248,670.80	(0.20)
2020	No	Corrected amt.	Row 134	283,472.81	(0.19)
1588 Total				682,785.25	0.75

1589:	Disposed Previously?		Row	Per 1588-1589 Reconciliation Summary Tab	
2015	Final	Correction amt.	Row 142	731,919.56	(0.44)
2016	Final	Correction amt.	Row 142	936,109.37	0.37
2017	Final	Correction amt.	Row 142	743,519.85	0.15
2018	Final	Correction amt.	Row 142	492,741.41	0.41
2019	No	Corrected amt.	Row 136	805,262.98	0.02
2020	No	Corrected amt.	Row 136 & 138	285,233.18	0.18
1589 Total				897,220.68	0.68

Waterloo North Hydro Inc.
Account 1588 & 1589 Reconciliation

2021

	Opening Principal Amounts as of Jan 1, 2021	Transactions Debit/ (Credit) during 2021	OEB-Approved Disposition during 2021	Principal Adjustments ¹ during 2021	Closing Principal Balance as of Dec 31, 2021	Opening Interest Amounts as of Jan 1, 2021	Interest Jan 1 to Dec 31, 2021	OEB-Approved Disposition during 2021	Interest Adjustments ¹ during 2021	Closing Interest Amounts as of Dec 31, 2021
RSVA - Power (1588)										
2014 & prior	-				-	-				-
2015	785,021				785,021	-				-
2016	- 897,039				- 897,039	-				-
2017	999,533				999,533	-				-
2018	- 1,038,157				- 1,038,157	-				-
2019	- 248,671				- 248,671	17,412				17,412
2020	- 283,473				- 283,473	3,034				3,034
2021	-	531,464			531,464	-	5,847			5,847
2022	-				-	-				-
Total	- 682,786	- 531,464	-	-	- 1,214,250	- 14,378	- 5,847	-	-	- 20,225
RSVA - GA (1589)										
2014 & prior	-				-	-				-
2015	- 731,920				- 731,920	-				-
2016	- 936,109				- 936,109	-				-
2017	743,520				743,520	-				-
2018	- 492,741				- 492,741	-				-
2019	805,263				805,263	11,151				11,151
2020	- 285,233				- 285,233	92,384				92,384
2021	-	1,281,209			1,281,209	-	9,458			9,458
2022	-				-	-				-
Total	- 897,220	- 1,281,209	-	-	- 2,178,429	- 103,535	- 9,458	-	-	- 112,993
RECONCILE TO YE VARIANCE RECONCILIATION (GL):										
Per YE GL Rec - 1588	- 609,537	- 531,464	-	-	1,141,001	- 27,288	5,847	-	-	33,135
Diff	73,249	-	-	-	73,249	12,910	-	-	-	12,910
Per YE GL Rec - 1589	51,842	1,281,209	-	-	1,229,367	12,417	9,458	-	-	2,959
Diff	949,062	-	-	-	949,062	115,952	-	-	-	115,952
RECONCILE TO RRR SUBMISSION & IRM/COS										
1588						Jan 1, 2023 IRM Application		EB-2022-0067	-	1,174,136.00
Diff									-	60,339
1589									-	1,226,408.00
Diff									-	1,065,014

Waterloo North Hydro Inc.

Account 1588 & 1589 Reconciliation

Principle Amounts				
Annual Transactions	Disposition	Adjustments	Difference s/b \$0	

RSVA - Power (1588)

2014 & prior	577,379	577,379	-	-
2015	- 1,145,965	- 1,145,965	785,021	785,021
2016	770,633	770,633	- 897,039	- 897,039
2017	- 1,078,443	- 1,078,443	999,533	999,533
2018	865,538	865,538	- 1,038,157	- 1,038,157
2019	- 270,422	-	- 21,751	- 248,671
2020	- 339,115	-	- 55,642	- 283,473
2021	- 531,464	-	-	- 531,464
2022	-	-	-	-

Total

RSVA - GA (1589)

2014 & prior	2,723,941	2,723,941	-	-
2015	1,644,149	1,654,466	- 721,603	- 731,920
2016	357,678	357,678	- 936,109	- 936,109
2017	995,825	995,825	743,520	743,520
2018	- 348,978	- 348,978	- 492,741	- 492,741
2019	411,318	-	393,945	805,263
2020	- 359,476	-	- 74,243	- 285,233
2021	- 1,281,209	-	-	- 1,281,209
2022	-	-	-	-

Total

RECONCILE TO YE VARIANCE RECONCILIATION (GL):

Per YE GL Rec - 1588

Diff

Per YE GL Rec - 1589

Diff

RECONCILE TO RRR SUBMISSION & IRM/COS

1588

Diff

1589

Diff