From:	Office of the Registrar
To:	Batul Rahimtoola
Subject:	EB 2022-0200 Enbridge Distribution letter of comment
Date:	Friday, January 13, 2023 3:34:37 PM
Attachments:	image001.png image002.png image004.png

To whom it may concern,

It seems conveniently difficult to voice ones opinion on matters, so please, my apologies if this is the wrong contact, and please pass along to the right one. Please consider this as my response to the EB 2022-0200 proposal to rate hikes from Enbridge. Please donsider the following proof and explanation as to why I OPPOSE THIS HIKE and why I feel you should now allow it.

As a share holder of Enbridge, NO on the hike, how greedy do you have to be, people are already struggling. Enbridge is making billions in PROFIT!!! (see picture of summary of NET PROFITS!!!! for last 12 years below)… year over year; BILLIONS IN PROFIT. 108% increase in 2022 and 2019. Even during all the lock downs, they still turned a 2.22 BILLION dollar NET PROFIT.

Enbridge Inc Net Income 2010-2022 | ENB

Prices | Financials | Revenue & Profit | Assets & Liabilities | Margins | Price Ratios | Other Ratios | Other Metrics

Revenue | Gross Profit | Operating Income | EBITDA | Net Income | EPS | Shares Outstanding

Enbridge Inc annual/quarterly net income history and growth rate from 2010 to 2022. Net income can be defined as company's net profit or loss after all revenues, income items, and expenses have been accounted for.

- Enbridge Inc net income for the quarter ending September 30, 2022 was **$0.980B**, a **80.88% increase** year-over-year.
- Enbridge Inc net income for the twelve months ending September 30, 2022 was **$4.317B**, a **4.87% decline** year-over-year.
- Enbridge Inc annual net income for 2021 was **$4.641B**, a **108.4% increase** from 2020.
- Enbridge Inc annual net income for 2020 was **$2.227B**, a **44.48% decline** from 2019.
- Enbridge Inc annual net income for 2019 was **$4.011B**, a **106.7% increase** from 2018.

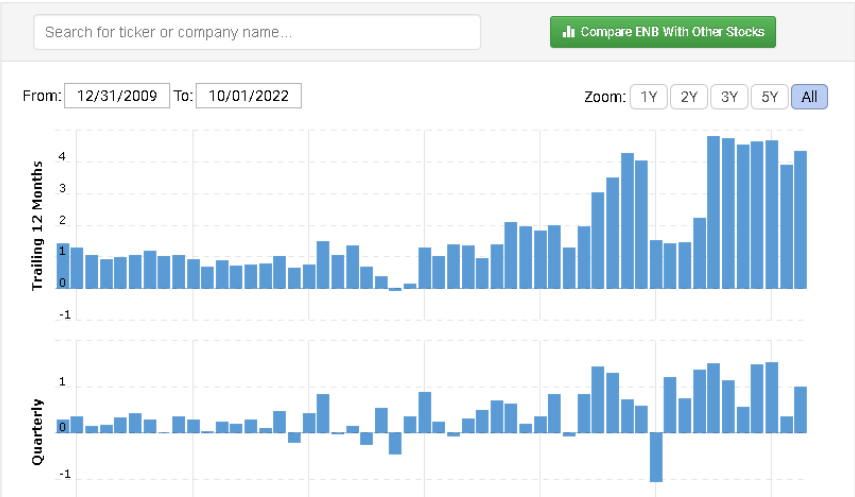

As an Enbridge customer, %*$* right off!, NO NO NO. Stop being so greedy, gas is a necessity in cold climates…. How many people have to freeze to death, before you are satisfied with the amount of profit you have make? You are disgusting people, especially given the current financial situation that Canada, Canadians and the world is in.

Please consider below that The average compensation package of Enbridge executives is north of 2 MILLION $$ total compensation – annual salaries averaging ¼ MILLION!!! You will also notice that it is well above the average for CEO pay compensation packages. Bottom Line.. want to make more profit, maybe reduce your pay packages and bonuses… instead of freezing Canadians out of house and home8

Enbridge Executive Salaries

Name	Title	Salary	Total Comp
Al Monaco	CEO / President	-	-
Byron Neiles	Executive Vice President of Corporate Services	$355k	$2.08M

The average Enbridge executive compensation is $235,451 a year. Enbridge's highest paid executives include: Byron Neiles $2,083,320.

The median estimated compensation for executives at Enbridge including base salary and bonus is $242,728, or $116 per hour. read more

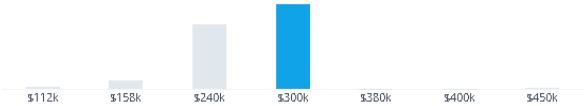

$235,451* Average Compensation

$242,728* Median Compensation

* Estimated salaries

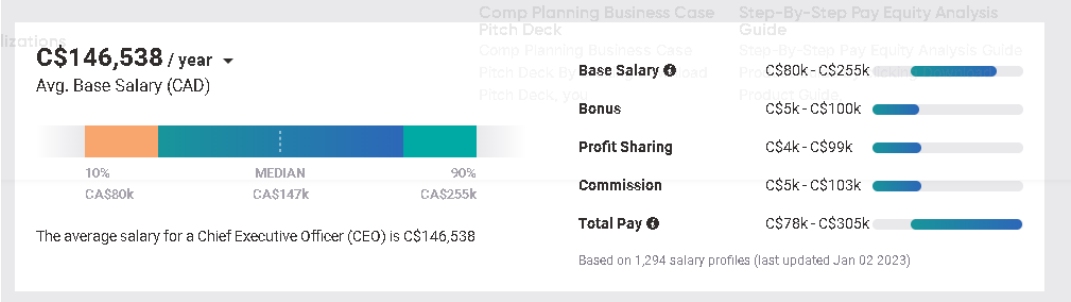

PLEASE reconsider allowing the rate hike, in fact, they should be frozen for the foreseeable future! People should not struggle while CEO make well above the average, and while they are raking in record profits.
Thanks for your time and consideration… please say no! I would gladly speak to this as well in person, this is disgusting what they are doing.

Sincerely,

Adam Ferrier