



Lorraine Chiasson
Coordinator
Regulatory Affairs

tel 416-495-5499
fax 416-495-6072
EGDRegulatoryProceedings@enbridge.com

Enbridge Gas Distribution
500 Consumers Road
North York, Ontario M2J 1P8
Canada

F19

VIA COURIER

RECEIVED

October 5, 2017

OCT 06 2017

Ms. Kirsten Walli
Board Secretary
Ontario Energy Board
2300 Yonge Street, 27th Floor
Toronto, Ontario
M4P 1E4

ONTARIO ENERGY BOARD
OFFICE OF THE BOARD SECRETARY

Dear Ms. Walli:

Re: EB-2017-0281 Enbridge Gas Distribution Inc.
Q4 QRAM – Customer Notices

As per the Ontario Energy Board's Decision and Interim Order issued on September 26, 2017, attached please find three copies of each of the printed customer notices that have been sent to the customers of Enbridge Gas Distribution Inc.

Please contact the undersigned if you have any questions.

Sincerely,

Lorraine Chiasson
Regulatory Coordinator

cc: Fred Cass (Aird & Berlis)

Residential Rates

Charges for gas used from October 1, 2017 will be calculated using the new approved rates as shown below. The annualized impact is based on a typical residential heating and water heating customer who uses 2,400 cubic metres (m³) per year.

Monthly Charges	Monthly Rates October 1, 2017	Annualized Change Increase/(Decrease)
Customer Charge	\$20.00 Monthly fee	No Change
Delivery to You Amount of gas used per month in cubic metres (m ³)		(\$3.31)
First 30 m ³	10.0277 ¢/m ³	
Next 55 m ³	9.4801 ¢/m ³	
Next 85 m ³	9.0511 ¢/m ³	
Over 170 m ³	8.7315 ¢/m ³	
Cap and Trade (included in Delivery to You on the bill)	3.3518 ¢/m ³	No Change
Transportation to Enbridge	5.3414 ¢/m ³	(\$2.03)
Gas Supply Charge	9.8252 ¢/m ³	(\$53.72)
Cost Adjustment	0.6390 ¢/m ³	\$7.94
Components		
Gas Supply	0.7328 ¢/m ³	
Transportation	(0.1340) ¢/m ³	
Delivery	0.0402 ¢/m ³	
Site Restoration Clearance	(1.1277) ¢/m ³	No Change
Total Annual Change		(\$51.12)
Additional Items		Charge/(Refund)
Rate Adjustment	0.3453 ¢/m ³	\$8

For more information about our rates, call **1-877-362-7434** or visit **enbridgegas.com/rates**.




October 2017

Natural Gas Rates Have Changed

For **Residential Customers** who purchase their gas supply from **Enbridge Gas Distribution**

Rate 1



The Ontario Energy Board ("OEB") has approved changes to Enbridge Gas Distribution's rates effective October 1, 2017. A typical residential homeowner will see an annual decrease on their bill of about \$51.

The decrease is primarily due to lower natural gas prices in North America. The chart on the back provides a breakdown of the annualized changes. The total effect on your bill will depend on how much gas you use.

The Gas Supply and Transportation to Enbridge charges are based on North American market prices and established transportation prices. We pass these costs on to customers with no mark-up.

The Customer and Delivery to You charges recover fixed costs for infrastructure and customer service, as well as a regulated rate of return. As of January 1, 2017, Delivery to You includes applicable charges from the Ontario government's cap and trade program. These costs relate to greenhouse gas emissions from the natural gas you use and that we use to deliver it to you. To learn more, visit enbridgegas.com/capandtrade.

Gas Supply Charge

The Gas Supply Charge has decreased from 12.0636 cents per cubic metre ("¢/m³") to 9.8252 ¢/m³. The Gas Supply component of the Cost Adjustment is currently a charge of 0.7328 ¢/m³. This charge, combined with the Gas Supply Charge, results in a new total effective Gas Supply rate of 10.5580 ¢/m³.

Transportation to Enbridge

The Transportation charge has decreased by approximately \$2.03 per year for a typical customer due to lower costs for transporting natural gas to Ontario.

Delivery to You

The Delivery charge has decreased by approximately \$3.31 per year for a typical customer due to lower delivery related costs.

The OEB-approved interim cap and trade rate remains at 3.3518 ¢/m³. That represents no change on a customer's annual bill.

Cost Adjustment

The total Cost Adjustment charge is 0.6390 ¢/m³, effective until September 30, 2018. Please see the chart on the reverse for the breakdown by component.

Site Restoration Clearance

The Site Restoration Clearance refund remains at 1.1277 ¢/m³, effective until December 31, 2017. It reflects changes in an estimate of ongoing and future site restoration costs. Site restoration costs are incurred when gas distribution pipelines are replaced or retired over the life of the gas distribution system.

Rate Adjustment

The OEB has also previously approved a Rate Adjustment to reflect the difference between the amount customers paid for volumes consumed from January 1, 2016 to December 31, 2016 and the actual costs incurred. For a typical residential customer, this adjustment will be a charge of about \$8, which will appear on their October and November bills in two equal installments of about \$4.

Tarifs résidentiels

Les frais de gaz consommé à partir du 1^{er} octobre 2017 seront calculés selon les tarifs indiqués ci-dessous. L'incidence annualisée est déterminée en fonction d'un abonné résidentiel moyen qui consomme 2 400 mètres cubes (m³) par an pour chauffer sa maison et son eau.

Frais Mensuels	Tarifs Mensuels 1 ^{er} octobre 2017	Variation Annualisée Augmentation / (Diminution)
Frais d'abonné	Frais mensuels de 20 \$	Pas de changement
Livraison chez vous Quantité de gaz consommé par mois en m ³		(3,31 \$)
30 premiers m ³	10,0277 ¢/m ³	
55 m ³ suivants	9,4801 ¢/m ³	
85 m ³ suivants	9,0511 ¢/m ³	
Plus de 170 m ³	8,7315 ¢/m ³	
Plafonnement et d'échange (indiqué sur votre facture dans la rubrique Livraison chez vous)	3,3518 ¢/m ³	Pas de changement
Transport vers Enbridge	5,3414 ¢/m ³	(2,03 \$)
Frais de fourniture de gaz	9,8252 ¢/m ³	(53,72 \$)
Ajustement des coûts	0,6390 ¢/m ³	7,94 \$
Composants		
Fourniture de gaz	0,7328 ¢/m ³	
Transport	(0,1340) ¢/m ³	
Livraison	0,0402 ¢/m ³	
Restauration de sites	(1,1277) ¢/m ³	Pas de changement
Variation annuelle totale		(51,12 \$)
Autres montants		Prix/(Remboursement)
Ajustement tarifaire	0,3453 ¢/m ³	8 \$

Pour en savoir plus à propos de nos prix, composez le
1-877-362-7434 ou visitez **enbridgegas.com/rates**.




Octobre 2017

Les prix du gaz naturel ont changé

Pour les abonnés résidentiels
qui achètent leur gaz chez
Enbridge Gas Distribution

Tarif 1



La Commission de l'énergie de l'Ontario (« CEO ») a approuvé des changements aux tarifs facturés par Enbridge Gas Distribution à compter du **1^{er} octobre 2017**. Pour un abonné moyen de type résidentiel, ces changements équivaldront à une diminution d'environ 51 \$ par année.

La diminution est principalement attribuable à la baisse des prix du gaz naturel en Amérique du Nord. La répercussion totale de ce changement sera proportionnelle à votre consommation de gaz.

Les frais de fourniture de gaz et de transport vers Enbridge sont calculés en fonction des prix sur le marché nord-américain et des prix fixés pour le transport. Nous passons ces coûts aux abonnés sans aucune majoration.

Les frais d'abonnés et de livraison chez vous permettent de récupérer les coûts fixes d'infrastructure et du service aux abonnés ainsi que ceux du taux de rendement réglementé. À compter du 1^{er} janvier 2017, la rubrique « Livraison chez vous » comprend les frais applicables du programme de plafonnement et d'échange du gouvernement de l'Ontario. Ces frais sont liés aux émissions de gaz à effet de serre produites par le gaz naturel que vous consommez et celui que nous consommons pour vous livrer celui-ci. Pour en savoir plus, visitez enbridgegas.com/capandtrade.

Frais de fourniture de gaz

Les frais de fourniture de gaz sont passés de 12,0636 cents le mètre cube (¢/m^3) à 9,8252 ¢/m^3 . Les frais d'ajustement liés à l'approvisionnement de gaz s'élèvent actuellement à 0,7328 ¢/m^3 . Ces frais, combinés aux frais d'approvisionnement de gaz, se traduisent par un nouveau tarif effectif total d'approvisionnement de gaz de 10,5580 ¢/m^3 .

Transport vers Enbridge

Les frais de transport ont diminué d'environ 2,03 \$ par an pour un abonné moyen en raison de la baisse des coûts liés au transport de gaz naturel vers l'Ontario.

Livraison chez vous

Les frais de livraison pour un abonné moyen ont diminué d'environ 3,31 \$ par an en raison de la baisse des coûts de livraison.

Le tarif de plafonnement et d'échange approuvé par la CEO demeure à 3,3518 ¢/m^3 . Ceci ne représente aucun changement sur la facture annuelle des abonnés.

Ajustement des coûts

Le total du frais d'ajustement des coûts est 0,6390 ¢/m^3 , en vigueur jusqu'au 30 septembre 2018. Veuillez consulter le tableau au verso pour voir la ventilation par élément.

Restauration de sites

Le remboursement pour la décharge de restauration est 1,1277 ¢/m^3 , en vigueur jusqu'au 31 décembre, 2017. Cela correspond aux changements d'estimation des coûts pour la restauration de sites en cours et à venir. Les coûts de restauration de sites concernent le remplacement ou la suppression des gazoducs au cours de l'exploitation du réseau de distribution de gaz.

Ajustement tarifaire

La CEO a aussi précédemment approuvé un ajustement tarifaire pour tenir compte de la différence entre le montant que les abonnés ont payé pour leur consommation pendant la période allant du 1^{er} janvier 2016 au 31 décembre 2016 et les coûts réellement encourus. Pour les abonnés résidentiels, cet ajustement représente en moyenne des frais d'environ 8 \$ qui apparaîtront sur leurs factures d'octobre et de novembre, répartis en deux montants identiques d'environ 4 \$.

Monthly Charges	Monthly Rates October 1, 2017	Annualized Change Increase/(Decrease)
Customer Charge	\$20.00 Monthly fee	No Change
Delivery to You Amount of gas used per month in cubic metres (m ³)		(\$3.31)
First 30 m ³	10.0277 ¢/m ³	
Next 55 m ³	9.4801 ¢/m ³	
Next 85 m ³	9.0511 ¢/m ³	
Over 170 m ³	8.7315 ¢/m ³	
Cap and Trade (included in Delivery to You on the bill)	3.3518 ¢/m ³	No Change
Enbridge Provides Transportation		
Transportation to Enbridge	5.3414 ¢/m ³	(\$2.03)
Cost Adjustment	(0.0938) ¢/m ³	(\$0.98)
Components		
Transportation	(0.1340) ¢/m ³	
Delivery	0.0402 ¢/m ³	
Site Restoration	(1.1277) ¢/m ³	No Change
Total Annual Change		(\$6.32)
Additional Items		Charge/(Refund)
Rate Adjustment	0.3453 ¢/m ³	\$8
Marketer Provides Transportation		
Transportation to Enbridge	Your price is based on your contract with your marketer.	
Cost Adjustment (Delivery Component Only)	0.0402 ¢/m ³	\$0.04
Site Restoration	(1.1277) ¢/m ³	No Change
Total Annual Change		(\$3.27)
Additional Items		Charge/(Refund)
Rate Adjustment	0.3728 ¢/m ³	\$9
Gas Supply Charge	Your price is based on your contract with your marketer.	

For more information about our rates, call **1-877-362-7434**
or visit **enbridgegas.com/rates**.

October 2017

Natural Gas Rates Have Changed

For **Residential Customers** who
purchase their gas supply from
a **Gas Marketer**

Rate 1



The Ontario Energy Board ("OEB") has approved changes to Enbridge Gas Distribution's rates effective **October 1, 2017.**

The chart on the back provides a breakdown of the annualized changes. The total effect on your bill will depend on how much gas you use and the terms of your gas marketer agreement.

Gas Supply Charge

The price you pay for the natural gas you use, shown as the Gas Supply Charge on your bill, depends on the terms of your gas marketer agreement.

Transportation to Enbridge

Transportation of natural gas to Enbridge is provided either by Enbridge Gas Distribution or your gas marketer, depending on the terms of your gas marketer agreement.

If your transportation service is provided by Enbridge

Your 'Transportation to Enbridge' charge will appear in the top Enbridge portion of your Enbridge Gas Distribution charges.

This Transportation charge has decreased by approximately \$2.03 per year for a typical customer due to lower costs for transporting natural gas to Ontario.

If your transportation service is provided by your marketer

Your 'Transportation to Enbridge' charge will appear with your Marketer charges on your bill. The rate you pay for transportation is based on the terms of your gas marketer agreement.

Delivery to You

The Delivery charge has decreased by approximately \$3.31 per year for a typical customer due to lower delivery related costs.

As of January 1, 2017, Delivery to You includes applicable charges from the Ontario government's cap and trade program. These costs relate to greenhouse gas emissions from the natural gas you use and that we use to deliver it to you. The OEB-approved interim cap and trade rate remains at 3.3518 ¢/m³. That represents no change on a customer's annual bill. To learn more, visit enbridgegas.com/capandtrade.

Cost Adjustment

The current cost adjustment includes a charge of 0.0402 ¢/m³ for Delivery and a refund of 0.1340 ¢/m³ for Transportation. This cost adjustment is in effect until September 30, 2018.

Site Restoration Clearance

The Site Restoration Clearance refund remains at 1.1277 ¢/m³, effective until December 31, 2017. It reflects changes in an estimate of ongoing and future site restoration costs. Site restoration costs are incurred when gas distribution pipelines are replaced or retired over the life of the gas distribution system.

Rate Adjustment

The OEB has also previously approved a Rate Adjustment to reflect the difference between the amount customers paid for volumes consumed from January 1, 2016 to December 31, 2016 and the actual costs incurred. For a typical customer who purchases their transportation from Enbridge, this adjustment will be a charge of about \$8, which will appear on their October and November bills in two equal installments of about \$4. For a customer who purchases their transportation from a marketer, this adjustment will be a charge of about \$9, which will appear on their October and November bills in two equal installments of about \$4.50.

Residential Rates

Charges for gas used from October 1, 2017 will be calculated using the new approved rates as shown on the reverse side. The annualized impact is based on a typical residential heating and water heating customer who uses 2,400 cubic metres (m³) per year.

Frais Mensuels	Tarifs Mensuels 1 ^{er} octobre 2017	Variation Annualisée Augmentation / (Diminution)
Frais d'abonné	Frais mensuels de 20 \$	Pas de changement
Livraison chez vous Quantité de gaz consommé par mois en m ³		(3,31 \$)
30 premiers m ³	10,0277 ¢/m ³	
55 m ³ suivants	9,4801 ¢/m ³	
85 m ³ suivants	9,0511 ¢/m ³	
Plus de 170 m ³	8,7315 ¢/m ³	
Plafonnement et d'échange (Indiqué sur votre facture dans la rubrique Livraison chez vous)	3,3518 ¢/m ³	Pas de changement
Enbridge assure le transport		
Transport vers Enbridge	5,3414 ¢/m ³	(2,03 \$)
Ajustement des coûts	(0,0938) ¢/m ³	(0,98 \$)
Composants		
Transport	(0,1340) ¢/m ³	
Livraison	0,0402 ¢/m ³	
Restauration de sites	(1,1277) ¢/m ³	Pas de changement
Changement annuel total		(6,32 \$)
Autres montants		Prix/(Remboursement)
Ajustement tarifaire	0,3453 ¢/m ³	8 \$
Le distributeur assure le transport		
Transport vers Enbridge	Le prix est établi en fonction de votre contrat avec votre distributeur de gaz.	
Ajustement des coûts (Composante de livraison uniquement)	0,0402 ¢/m ³	0,04 \$
Restauration de sites	(1,1277) ¢/m ³	Pas de changement
Changement annuel total		(3,27 \$)
Autres montants		Prix/(Remboursement)
Ajustement tarifaire	0,3728 ¢/m ³	9 \$

Pour en savoir plus à propos de nos prix, composez le
1-877-362-7434 ou visitez **enbridgegas.com/rates**.

Octobre 2017

Les prix du gaz naturel ont changé

Pour les abonnés résidentiels
qui achètent leur gaz auprès d'un
distributeur de gaz naturel
d'un distributeur de gaz naturel

Tarif 1



La Commission de l'énergie de l'Ontario (« CEO ») a approuvé des changements aux tarifs facturés par Enbridge Gas Distribution à compter du **1^{er} octobre 2017**.

L'incidence sur votre facture dépend de la quantité de gaz que vous consommez et des modalités du contrat que vous avez avec votre distributeur de gaz.

Frais de fourniture de gaz

Le prix que vous payez pour le gaz naturel que vous consommez, tel qu'indiqué sur votre facture de fourniture de gaz, dépend des modalités de l'accord que vous avez avec votre négociant en gaz.

Transport vers Enbridge

Le transport vers Enbridge est assuré par Enbridge Gas Distribution ou par votre distributeur de gaz selon les termes du contrat conclu avec lui.

Si votre service de transport est assuré par Enbridge

Les frais de « transport vers Enbridge » apparaîtront dans la partie supérieure de votre facture d'Enbridge Gas Distribution.

Ces frais de transport ont diminué d'environ 2,03 \$ par an pour un abonné moyen en raison de la baisse des coûts liés au transport de gaz naturel vers l'Ontario.

Si votre service de transport est assuré par votre distributeur

Les frais de « transport vers Enbridge » apparaîtront sur votre facture avec les frais du distributeur. Le tarif que vous payez pour le transport dépend des modalités du contrat que vous avez avec le distributeur de gaz.

Livraison chez vous

Les frais de livraison pour un abonné moyen ont diminué d'environ 3,31 \$ par an en raison de la baisse des coûts de livraison.

À compter du 1^{er} janvier 2017, la rubrique « Livraison chez vous » comprend les frais applicables du programme de plafonnement et d'échange du gouvernement de l'Ontario. Ces frais sont liés aux émissions de gaz à effet de serre produites par le gaz naturel que vous consommez et celui que nous consommons pour vous livrer celui-ci.

Le tarif de plafonnement et d'échange approuvé par la CEO demeure à 3,3518 ¢/m³. Ceci ne représente aucun changement sur la facture annuelle des abonnés. Pour en savoir plus, visitez enbridgegas.com/capandtrade.

Ajustement des coûts

L'ajustement des coûts actuel comprend des frais de 0,0402 ¢/m³ pour la livraison et un remboursement de 0,1340 ¢/m³ pour le transport. Cet ajustement des coûts sera en vigueur jusqu'au 30 septembre 2018.

Restauration de sites

Le remboursement pour la décharge de restauration est 1,1277 ¢/m³, en vigueur jusqu'au 31 décembre 2017. Cela correspond aux changements d'estimation des coûts pour la restauration de sites en cours et à venir. Les coûts de restauration de sites concernent le remplacement ou la suppression des gazoducs au cours de l'exploitation du réseau de distribution de gaz.

Ajustement tarifaire

La CEO a aussi précédemment approuvé un ajustement tarifaire pour tenir compte de la différence entre le montant que les abonnés ont payé pour leur consommation pendant la période allant du 1^{er} janvier 2016 au 31 décembre 2016 et les coûts réellement encourus. Pour les abonnés qui paient le transport à Enbridge, cet ajustement représente en moyenne des frais d'environ 8 \$ qui apparaîtront sur leurs factures d'octobre et de novembre, répartis en deux montants identiques d'environ 4 \$. Pour les abonnés qui paient le transport à un négociant, cet ajustement représente en moyenne des frais d'environ 9 \$ qui apparaîtront sur leur facture d'octobre et de novembre, répartis en deux montants identiques d'environ 4,50 \$.

Tarifs résidentiels


Les frais de gaz consommé à partir du 1^{er} octobre 2017 seront calculés selon les tarifs indiqués au verso. L'incidence annualisée est déterminée en fonction d'un abonné résidentiel moyen qui consomme 2 400 mètres cubes (m³) par an pour chauffer sa maison et son eau.

Commercial and Industrial Rates

Charges for gas used from October 1, 2017 will be calculated using the new approved rates as shown below. The annualized impact is based on a typical commercial and industrial heating and water heating customer who uses 22,606 cubic metres (m³) per year.

Monthly Charges	Monthly Rates October 1, 2017	Annualized Change Increase/(Decrease)
Customer Charge	\$70.00 Monthly fee	No Change
Delivery to You Amount of gas used per month in cubic metres (m ³)		(\$30.64)
First 500 m ³	9.6172 ¢/m ³	
Next 1050 m ³	7.6833 ¢/m ³	
Next 4500 m ³	6.3291 ¢/m ³	
Next 7000 m ³	5.4590 ¢/m ³	
Next 15250 m ³	5.0725 ¢/m ³	
Over 28300 m ³	4.9753 ¢/m ³	
Cap and Trade (included in Delivery to You on the bill)	3.3518 ¢/m ³	No Change
Transportation to Enbridge	5.3414 ¢/m ³	(\$19.10)
Gas Supply Charge	9.8473 ¢/m ³	(\$506.01)
Cost Adjustment	0.6329 ¢/m ³	\$72.29
Components		
Gas Supply	0.7269 ¢/m ³	
Transportation	(0.1340) ¢/m ³	
Delivery	0.0400 ¢/m ³	
Site Restoration Clearance	(0.3975) ¢/m ³	No Change
Total Annual Change		(\$483.46)
Additional Items		Charge/(Refund)
Rate Adjustment	0.2522 ¢/m ³	\$57

For more information about our rates, call **1-877-362-7434** or visit **enbridgegas.com/rates**.





October 2017

Natural Gas Rates Have Changed

For **Commercial and Industrial Customers** who purchase their gas supply from **Enbridge Gas Distribution**

Rate 6



The Ontario Energy Board ("OEB") has approved changes to Enbridge Gas Distribution's rates effective **October 1, 2017**. A typical commercial and industrial heating customer will see an annual decrease on their bill of about 7% as a result of these changes.

The decrease is primarily due to lower natural gas prices in North America. The chart on the back provides a breakdown of the annualized changes. The total effect on your bill will depend on how much gas you use.

The Gas Supply and Transportation to Enbridge charges are based on North American market prices and established transportation prices. We pass these costs on to customers with no mark-up.

The Customer and Delivery charges recover fixed costs for infrastructure and customer service, as well as a regulated rate of return. As of January 1, 2017, Delivery to You includes applicable charges from the Ontario government's cap and trade program. These costs relate to greenhouse gas emissions from the natural gas you use and that we use to deliver it to you. To learn more, visit [**enbridgegas.com/capandtrade**](http://enbridgegas.com/capandtrade).

Gas Supply Charge

The Gas Supply Charge has decreased from 12.0857 cents per cubic metre (" ¢/m^3 ") to 9.8473 ¢/m^3 . The Gas Supply component of the Cost Adjustment is currently a charge of 0.7269 ¢/m^3 . This charge, combined with the Gas Supply Charge, results in a new total effective Gas Supply rate of 10.5742 ¢/m^3 .

Transportation to Enbridge

The Transportation charge has decreased by approximately \$19.10 per year for a typical customer due to lower costs for transporting natural gas to Ontario.

Delivery to You

The Delivery charge has decreased by approximately \$30.64 per year for a typical customer due to lower delivery related costs.

The OEB-approved interim cap and trade rate remains at 3.3518 ¢/m^3 . That represents no change on a customer's annual bill.

Cost Adjustment

The total Cost Adjustment charge is 0.6329 ¢/m^3 , effective until September 30, 2018. Please see the chart on the reverse for the breakdown by component.

Site Restoration Clearance

The Site Restoration Clearance refund remains at 0.3975 ¢/m^3 , effective until December 31, 2017. It reflects changes in an estimate of ongoing and future site restoration costs. Site restoration costs are incurred when gas distribution pipelines are replaced or retired over the life of the gas distribution system.

Rate Adjustment

The OEB has also previously approved a Rate Adjustment to reflect the difference between the amount customers paid for volumes consumed from January 1, 2016 to December 31, 2016 and the actual costs incurred. For a typical commercial customer, this adjustment will be a charge of about \$57, which will appear on their October and November bills in two equal installments of about \$28.50.

Tarifs commerciaux et industriels

Les frais de gaz consommé à partir du 1^{er} octobre 2017 seront calculés selon les tarifs indiqués ci-dessous. L'incidence annualisée est déterminée en fonction d'un abonné commercial et industriel moyen qui consomme 22 606 mètres cubes (m³) par an pour le chauffage du bâtiment et de l'eau.

Frais Mensuels	Tarifs Mensuels 1 ^{er} octobre 2017	Variation Annualisée Augmentation / (Diminution)
Frais d'abonné	Frais mensuels de 20 \$	Pas de changement
Livraison chez vous Quantité de gaz consommé par mois en m³		(30,64 \$)
Les premiers 500 m³	9,6172 ¢/m³	
1 050 m³ suivants	7,6833 ¢/m³	
4 500 m³ suivants	6,3291 ¢/m³	
7 000 m³ suivants	5,4590 ¢/m³	
15 250 m³ suivants	5,0725 ¢/m³	
Plus de 28 300 m³	4,9753 ¢/m³	
Plafonnement et d'échange (indiqué sur votre facture dans la rubrique Livraison chez vous)	3,3518 ¢/m³	Pas de changement
Transport vers Enbridge	5,3414 ¢/m³	(19,10 \$)
Frais de fourniture de gaz	9,8473 ¢/m³	(506,01 \$)
Ajustement des coûts	0,6329 ¢/m³	72,29 \$
Composants		
Fourniture de gaz	0,7269 ¢/m³	
Transport	(0,1340) ¢/m³	
Livraison	0,0400 ¢/m³	
Restauration de sites	(0,3975) ¢/m³	Pas de changement
Variation annuelle totale		(483,46 \$)
Autres montants		Prix/(Remboursement)
Ajustement tarifaire	0,2522 ¢/m³	57 \$

Pour en savoir plus à propos de nos prix, composez le
1-877-362-7434 ou visitez **enbridgegas.com/rates**.



Octobre 2017

Les prix du gaz naturel ont changé

Pour les abonnés
commerciaux et industriels
qui achètent leur gaz naturel chez
Enbridge Gas Distribution

Tarif 6

La Commission de l'énergie de l'Ontario (« CEO ») a approuvé des changements aux tarifs facturés par Enbridge Gas Distribution à compter du **1^{er} octobre 2017**. Un abonné de chauffage commercial ou industriel moyen constatera une diminution annuelle de sa facture d'environ 7 % suite à ces changements.

La diminution est principalement attribuable à la baisse des prix du gaz naturel en Amérique du Nord. L'ajustement des coûts correspond à la différence entre les coûts prévus et les coûts réels encourus antérieurement.

Le tableau au verso indique la variation annualisée des tarifs. L'incidence sur votre facture dépend de la quantité de gaz que vous consommez.

Les frais de fourniture de gaz et de transport vers Enbridge sont calculés en fonction des prix sur le marché nord-américain et des prix fixés pour le transport. Nous passons ces coûts aux abonnés sans aucune majoration.

Les frais d'abonnés et de livraison chez vous permettent de récupérer les coûts fixes d'infrastructure et du service aux abonnés ainsi que ceux du taux de rendement réglementé. À compter du 1^{er} janvier 2017, la rubrique « Livraison chez vous » comprend les frais applicables du programme de plafonnement et d'échange du gouvernement de l'Ontario. Ces frais sont liés aux émissions de gaz à effet de serre produites par le gaz naturel que vous consommez et celui que nous consommons pour vous livrer celui-ci. Pour en savoir plus, visitez enbridgegas.com/capandtrade.

Frais de fourniture de gaz

Les frais de fourniture de gaz sont passés de 12,0857 cents le mètre cube (¢/m^3) à 9,8473 ¢/m^3 . Les frais d'ajustement liés à l'approvisionnement de gaz s'élèvent actuellement à 0,7269 ¢/m^3 . Ces frais, combinés aux frais d'approvisionnement de gaz, se traduisent par un nouveau tarif effectif total d'approvisionnement de gaz de 10,5742 ¢/m^3 .

Transport vers Enbridge

Les frais de transport ont diminué d'environ 19,10 \$ par an pour un abonné moyen en raison de la baisse des coûts liés au transport de gaz naturel vers l'Ontario.

Livraison chez vous

Les frais de livraison pour un abonné moyen ont diminué d'environ 30,64 \$ par an en raison de la baisse des coûts de livraison.

Le tarif de plafonnement et d'échange approuvé par la CEO demeure à 3,3518 ¢/m^3 . Ceci ne représente aucun changement sur la facture annuelle des abonnés.

Ajustement des coûts

Les coûts totaux d'ajustement sont de 0,6329 ¢/m^3 , en vigueur jusqu'au 30 septembre 2018. Veuillez consulter le tableau au verso pour voir la ventilation par élément.

Restauration de sites


Le remboursement pour la décharge de restauration est 0,3975 ¢/m^3 , en vigueur jusqu'au 31 décembre, 2017. Cela correspond aux changements d'estimation des coûts pour la restauration de sites en cours et à venir. Les coûts de restauration de sites concernent le remplacement ou la suppression des gazoducs au cours de l'exploitation du réseau de distribution de gaz.

Ajustement tarifaire

La CEO a également approuvé précédemment un ajustement tarifaire pour refléter la différence entre le montant que vous avez payé pour votre consommation du 1^{er} janvier 2016 au 31 décembre 2016 et les coûts réellement encourus. Pour un abonné type, cet ajustement représentera des frais d'environ 57 \$ qui seront inclus sur les factures d'octobre et novembre en deux versements d'environ 28,50 \$.

Monthly Charges	Monthly Rates October 1, 2017	Annualized Change Increase/(Decrease)
Customer Charge	\$70.00 Monthly fee	No Change
Delivery to You Amount of gas used per month in cubic metres (m ³)		(\$30.64)
First 500 m ³	9.6172 ¢/m ³	
Next 1050 m ³	7.6833 ¢/m ³	
Next 4500 m ³	6.3291 ¢/m ³	
Next 7000 m ³	5.4590 ¢/m ³	
Next 15250 m ³	5.0725 ¢/m ³	
Over 28300 m ³	4.9753 ¢/m ³	
Cap and Trade (included in Delivery to You on the bill)	3.3518 ¢/m ³	No Change
Enbridge Provides Transportation		
Transportation to Enbridge	5.3414 ¢/m ³	(\$19.10)
Cost Adjustment	(0.0940) ¢/m ³	(\$9.29)
Components		
Transportation	(0.1340) ¢/m ³	
Delivery	0.0400 ¢/m ³	
Site Restoration Clearance	(0.3975) ¢/m ³	No Change
Total Annual Change		(\$59.03)
Additional Items		Charge/(Refund)
Rate Adjustment	0.2522 ¢/m ³	\$57
Marketer Provides Transportation		
Transportation to Enbridge	Your price is based on your contract with your marketer.	
Cost Adjustment (Delivery Component Only)	0.0400 ¢/m ³	\$0.34
Site Restoration Clearance	(0.3975) ¢/m ³	No Change
Total Annual Change		(\$30.30)
Additional Items		Charge/(Refund)
Rate Adjustment	0.2796 ¢/m ³	\$63
Gas Supply Charge	Your price is based on your contract with your marketer.	

For more information about our rates, call **1-877-362-7434**
or visit **enbridgegas.com/rates**.





October 2017

Natural Gas Rates Have Changed

For **Commercial and
Industrial Customers** who
purchase their gas supply
from a **Gas Marketer**

Rate 6



The Ontario Energy Board ("OEB") has approved changes to Enbridge Gas Distribution's rates effective **October 1, 2017.**

The chart on the back provides a breakdown of the annualized changes. The total effect on your bill will depend on how much gas you use and the terms of your gas marketer agreement.

Gas Supply Charge

The price you pay for the natural gas you use, shown as the Gas Supply Charge on your bill, depends on the terms of your gas marketer agreement.

Transportation to Enbridge

Transportation of natural gas to Enbridge is provided either by Enbridge Gas Distribution or your gas marketer, depending on the terms of your gas marketer agreement.

If your transportation service is provided by Enbridge

Your 'Transportation to Enbridge' charge will appear in the top Enbridge portion of your Enbridge Gas Distribution charges.

This Transportation charge has decreased by approximately \$19.10 per year for a typical customer due to lower costs for transporting natural gas to Ontario.

If your transportation service is provided by your marketer

Your 'Transportation to Enbridge' charge will appear with your Marketer charges on your bill. The rate you pay for transportation is based on the terms of your gas marketer agreement.

Delivery to You

The Delivery charge has decreased by approximately \$30.64 per year for a typical customer due to lower delivery related costs.

As of January 1, 2017, Delivery to You includes applicable charges from the Ontario government's cap and trade program. These costs relate to greenhouse gas emissions from the natural gas you use and that we use to deliver it to you. The OEB-approved interim cap and trade rate remains at 3.3518 ¢/m³. That represents no change on a customer's annual bill. To learn more, visit enbridgegas.com/capandtrade.

Cost Adjustment

The current cost adjustment includes a charge of 0.0400 ¢/m³ for Delivery and a refund of 0.1340 ¢/m³ for Transportation. This cost adjustment is in effect until September 30, 2018.

Site Restoration Clearance

The Site Restoration Clearance refund remains at 0.3975 ¢/m³, effective until December 31, 2017. It reflects changes in an estimate of ongoing and future site restoration costs. Site restoration costs are incurred when gas distribution pipelines are replaced or retired over the life of the gas distribution system.

Rate Adjustment

The OEB has also previously approved a Rate Adjustment to reflect the difference between the amount customers paid for volumes consumed from January 1, 2016 to December 31, 2016 and the actual costs incurred. For a typical customer who purchases their transportation from Enbridge, this adjustment will be a charge of about \$57, which will appear on their October and November bills in two equal installments of about \$28.50. For a customer who purchases their transportation from a marketer, this adjustment will be a charge of about \$63, which will appear on their October and November bills in two equal installments of about \$31.50.

Commercial and Industrial Rates

Charges for gas used from October 1, 2017 will be calculated using the new approved rates as shown on the reverse. The annualized impact is based on a typical commercial and industrial heating and water heating customer who uses 22,606 cubic metres (m³) per year.

Octobre 2017

Les prix du gaz naturel ont changé

Pour les **abonnés commerciaux et industriels** qui achètent leur gaz auprès d'un distributeur de gaz naturel

Tarif 6

Frais Mensuels	Tarifs Mensuels 1 ^{er} octobre 2017	Variation Annualisée Augmentation / (Diminution)
Frais d'abonné	Frais mensuels de 20 \$	Pas de changement
Livraison chez vous Quantité de gaz consommé par mois en m ³		(30,64 \$)
Les premiers 500 m ³	9,6172 €/m ³	
1 050 m ³ suivants	7,6833 €/m ³	
4 500 m ³ suivants	6,3291 €/m ³	
7 000 m ³ suivants	5,4590 €/m ³	
15 250 m ³ suivants	5,0725 €/m ³	
Plus de 28 300 m ³	4,9753 €/m ³	
Plafonnement et d'échange (Indiqué sur votre facture dans la rubrique Livraison chez vous)	3,3518 €/m ³	Pas de changement
Enbridge assure le transport		
Transport vers Enbridge	5,3414 €/m ³	(19,10 \$)
Ajustement des coûts	(0,0940) €/m ³	(9,29 \$)
Composants		
Transport	(0,1340) €/m ³	
Livraison	0,0400 €/m ³	
Restauration de sites	(0,3975) €/m ³	Pas de changement
Changement annuel total		(59,03 \$)
Autres montants		Prix/(Remboursement)
Ajustement tarifaire	0,2522 €/m ³	57 \$
Le distributeur assure le transport		
Transport vers Enbridge	Le prix est établi en fonction de votre contrat avec votre distributeur de gaz.	
Ajustement des coûts (Composante de livraison uniquement)	0,0400 €/m ³	0,34 \$
Restauration de sites	(0,3975) €/m ³	Pas de changement
Changement annuel total		(30,30 \$)
Autres montants		Prix/(Remboursement)
Ajustement tarifaire	0,2796 €/m ³	63 \$

Pour en savoir plus à propos de nos prix, composez le
1-877-362-7434 ou visitez enbridgegas.com/rates.

La Commission de l'énergie de l'Ontario (« CEO ») a approuvé des changements aux tarifs facturés par Enbridge Gas Distribution à compter du **1^{er} octobre 2017**.

L'incidence sur votre facture dépend de la quantité de gaz que vous consommez et des modalités du contrat que vous avez avec votre distributeur de gaz.

Frais de fourniture de gaz

Le prix que vous payez pour le gaz naturel que vous consommez, tel qu'indiqué sur votre facture de fourniture de gaz, dépend des modalités de l'accord que vous avez avec votre négociant en gaz.

Transport vers Enbridge

Le transport vers Enbridge est assuré par Enbridge Gas Distribution ou par votre distributeur de gaz selon les termes du contrat conclu avec lui.

Si votre service de transport est assuré par Enbridge

Les frais de « transport vers Enbridge » apparaîtront dans la partie supérieure de votre facture d'Enbridge Gas Distribution.

Ces frais de transport ont diminué d'environ 19,10 \$ par an pour un abonné moyen, en raison de la baisse des coûts liés au transport de gaz naturel vers l'Ontario.

Si votre service de transport est assuré par votre distributeur

Les frais de « transport vers Enbridge » apparaîtront sur votre facture avec les frais du distributeur. Le tarif que vous payez pour le transport dépend des modalités du contrat que vous avez avec le distributeur de gaz.

Livraison chez vous

Les frais de livraison pour un abonné moyen ont diminué d'environ 30,64 \$ par an en raison de la baisse des coûts de livraison.

À compter du 1^{er} janvier 2017, la rubrique « Livraison chez vous » comprend les frais applicables du programme de plafonnement et d'échange du gouvernement de l'Ontario. Ces frais sont liés aux émissions de gaz à effet de serre produites par le gaz naturel que vous consommez et celui que nous consommons pour vous livrer celui-ci. Le tarif de plafonnement et d'échange approuvé par la CEO demeure à 3,3518 €/m³. Ceci ne représente aucun changement sur la facture annuelle des abonnés. Pour en savoir plus, visitez enbridgegas.com/capandtrade.

Ajustement des coûts

L'ajustement des coûts actuel comprend notamment des frais de 0,0400 €/m³ pour la livraison et un remboursement de 0,1340 €/m³ pour le transport. Cet ajustement des coûts sera en vigueur jusqu'au 30 septembre 2018.

Restauration de sites

Le remboursement pour la décharge de restauration est 0,3975 €/m³, en vigueur jusqu'au 31 décembre, 2017. Cela correspond aux changements d'estimation des coûts pour la restauration de sites en cours et à venir. Les coûts de restauration de sites concernent le remplacement ou la suppression des gazoducs au cours de l'exploitation du réseau de distribution de gaz.

Ajustement tarifaire

La CEO a également approuvé précédemment un ajustement tarifaire pour refléter la différence entre le montant que vous avez payé pour votre consommation du 1^{er} janvier 2016 au 31 décembre 2016 et les coûts réellement encourus. Pour les abonnés qui paient le transport à Enbridge, cet ajustement représente en moyenne des frais d'environ 57 \$ qui apparaîtront sur leurs factures d'octobre et de novembre, répartis en deux montants identiques d'environ 28,50 \$. Pour les abonnés qui paient le transport à un négociant, cet ajustement représente en moyenne des frais d'environ 63 \$ qui apparaîtront sur leur facture d'octobre et de novembre, répartis en deux montants identiques d'environ 31,50 \$.

Tarifs commerciaux et industriels

Les frais de gaz consommé à partir du 1^{er} octobre 2017 seront calculés selon les tarifs indiqués au verso. L'incidence annualisée est déterminée en fonction d'un abonné commercial et industriel moyen qui consomme 22 606 mètres cubes (m³) par an pour le chauffage du bâtiment et de l'eau.

New Rate Information



Container Service Customer Notice - Rate 9

October 2017

Natural Gas Prices Have Changed

The Ontario Energy Board ("OEB") has approved changes to Enbridge Gas Distribution's charges effective October 1, 2017. On average these changes will amount to a decrease of approximately 7 per cent annually. The decrease is due to lower natural gas prices in North America. The effect on your bill will depend on how much natural gas your organization uses.

Your current bill has been calculated using the new approved rates for gas consumed from October 1, 2017. The rate chart is included in this notice.

Our supply prices are based on a forecast of market prices for the next 12 months. The forecast prices are reviewed every three months and adjusted accordingly. If our forecasts are over or under our actual costs, the difference is refunded or collected from customers through cost adjustments.

Gas Supply Charge

The Gas Supply charge has decreased from 12.0295 cents per cubic metre ($\text{¢}/\text{m}^3$) to 9.7911 $\text{¢}/\text{m}^3$.

The Gas Supply component of the Cost Adjustment is currently a charge of 0.1391 $\text{¢}/\text{m}^3$. This charge combined with the Gas Supply Charge, results in a new total effective Gas Supply rate of 9.9302 $\text{¢}/\text{m}^3$.

Enbridge Gas Distribution does not make a profit on the price of natural gas.

Delivery to You

The 'Delivery to You' charge has decreased due to lower delivery related costs.

As of January 1, 2017, Delivery to You includes applicable charges from the Ontario government's cap and trade program, related to greenhouse gas emissions from the natural gas you use and that we use to deliver it to you. If you are a customer who is a Non-Large Final Emitter you will be charged a cap and trade Customer Related Charge of 3.3181 $\text{¢}/\text{m}^3$ and the cap and trade Facility Related charge of 0.0337 $\text{¢}/\text{m}^3$. If you are a Large Final Emitter you will only be charged the Facility Related Charge of 0.0337 $\text{¢}/\text{m}^3$. The effect on your bill will depend on how much natural gas your organization uses.

For more information on cap and trade, visit enbridgegas.com/capandtrade.

Transportation to Enbridge

The 'Transportation to Enbridge' charge has decreased due to lower costs for transporting natural gas to Ontario.

Please See Over >

Cost Adjustment

The total Cost Adjustment charge is 0.0055 ¢/m³, effective until September 30, 2018. Please see the chart below for the breakdown by component.

Site Restoration Clearance

The Site Restoration Clearance refund is 0.2837 ¢/m³. It reflects changes in an estimate of ongoing and future site restoration costs. Site restoration costs are incurred when gas distribution pipelines are replaced or retired over the life of the gas distribution system.

Rate Adjustment

The OEB has also previously approved a Rate Adjustment. It is a credit of 0.7313 ¢/m³ to reflect the difference between the amount you paid for volumes consumed from January 1, 2016 to December 31, 2016 and the actual costs incurred. The total amount of the credit will be split over two months and appear on your October and November bills in two equal installments.

For Further Information

Enbridge Gas Distribution appreciates the opportunity to serve you and looks forward to the continuation of our business relationship. If you require further information with respect to this change, please call 1-855-311-2LBA (1-855-311-2522) or visit our website at: www.enbridgegas.com.

Schedule of Gas Rates

Effective October 1, 2017 and replaces the rates that were implemented July 1, 2017.

For the billing months of January through December:	
Monthly Customer Charge	\$235.95
Delivery to You	
For the first 20,000 m ³ per month	10.9383 ¢/m ³
For all over 20,000 m ³ per month	10.2397 ¢/m ³
Transportation to Enbridge per cubic metre	5.3414 ¢/m ³
Transportation Dawn Charge per cubic metre	1.1404 ¢/m ³
System Sales Gas Supply Charge per cubic metre (if applicable*)	9.7911 ¢/m ³
Cap and Trade Customer Related Charge (if applicable)	3.3181 ¢/m ³
Cap and Trade Facility Related Charge	0.0337 ¢/m ³
Cost Adjustment	
Gas Supply	0.1391 ¢/m ³
Transportation	(0.1340) ¢/m ³
Delivery	0.0004 ¢/m ³
Total	0.0055 ¢/m ³
Site Restoration Clearance Adjustment (January 1 to December 31)	(0.2837) ¢/m ³

* The Gas Supply charge is applicable if the customer purchases their natural gas requirement from Enbridge Gas Distribution (System Sales).

New Rate Information



Transportation Service Customer Notice - Rate 9

October 2017

Natural Gas Prices Have Changed

The Ontario Energy Board ("OEB") has approved changes to Enbridge Gas Distribution's charges effective October 1, 2017. On average these changes will amount to a decrease of approximately 0.5 per cent annually due to lower natural gas prices in North America.

The effect on your bill will depend on how much natural gas your organization uses and the terms of your gas marketer agreement.

The price you pay for the natural gas you use, shown as the Gas Supply Charge on your bill, depends on the terms of your agreement with your gas marketer.

Your current bill has been calculated using the new approved rates for gas consumed from October 1, 2017. The rate chart is included in this notice.

Delivery to You

The 'Delivery to You' charge has decreased due to lower delivery related costs.

As of January 1, 2017, Delivery to You includes applicable charges from the Ontario government's cap and trade program, related to greenhouse gas emissions from the natural gas you use and that we use to deliver it to you. If you are a customer who is a Non-Large Final Emitter you will be charged a cap and trade Customer Related Charge of 3.3181 ¢/m³ and the cap and trade Facility Related charge of 0.0337 ¢/m³. If you are a Large Final Emitter you will only be charged the Facility Related Charge of 0.0337 ¢/m³. The effect on your bill will depend on how much natural gas your organization uses.

For more information on cap and trade, visit enbridgegas.com/capandtrade.

Transportation to Enbridge

The 'Transportation to Enbridge' charge has decreased due to lower costs for transporting natural gas to Ontario.

If you have an agreement with a gas marketer that includes transportation, the related charges may appear under the marketer portion of the Enbridge bill. In this case, the change to the 'Transportation to Enbridge' charge does not apply.

Please See Over >

Cost Adjustment

The current cost adjustment includes a charge of 0.0004 ¢/m³ for Delivery and a refund of 0.1340 ¢/m³ for Transportation. This cost adjustment is in effect until September 30, 2018.

Our supply prices are based on a forecast of market prices for the next 12 months. The forecast price is reviewed every three months and adjusted accordingly. If our forecasts are over or under our actual costs, the difference is refunded or collected from customers through cost adjustments.

Site Restoration Clearance

The Site Restoration Clearance refund is 0.2837 ¢/m³. It reflects changes in an estimate of ongoing and future site restoration costs. Site restoration costs are incurred when gas distribution pipelines are replaced or retired over the life of the gas distribution system.

For Further Information

Enbridge Gas Distribution appreciates the opportunity to serve you and looks forward to the continuation of our business relationship. If you require further information with respect to this change, please call 1-855-311-2LBA (1-855-311-2522) or visit our website at: www.enbridgegas.com.

Schedule of Gas Rates

Effective October 1, 2017 and replaces the rates that were implemented July 1, 2017.

For the billing months of January through December:

Monthly Customer Charge	\$235.95
Delivery to You	
For the first 20,000 m ³ per month	10.9383 ¢/m ³
For all over 20,000 m ³ per month	10.2397 ¢/m ³
Transportation to Enbridge per cubic metre	5.3414 ¢/m ³
Transportation Dawn Charge per cubic metre	1.1404 ¢/m ³
System Sales Gas Supply Charge per cubic metre (if applicable*)	9.7911 ¢/m ³
Cap and Trade Customer Related Charge (If applicable)	3.3181 ¢/m ³
Cap and Trade Facility Related Charge	0.0337 ¢/m ³
Cost Adjustment (For customers with Transportation and Delivery service)	
Transportation	(0.1340) ¢/m ³
Delivery	0.0004 ¢/m ³
Total	(0.1336) ¢/m ³
Cost Adjustment (For customers with Delivery service only)	
Delivery	0.0004 ¢/m ³
Total	0.0004 ¢/m ³
Site Restoration Clearance Adjustment (January 1 to December 31)	(0.2837) ¢/m ³

*The Gas Supply charge is applicable if the customer purchases their natural gas requirement from Enbridge Gas Distribution (System Sales).

New Rate Information



Large Volume Customer Notice - Rate 100

October 2017

Natural Gas Prices Have Changed

The Ontario Energy Board ("OEB") has approved changes to Enbridge Gas Distribution's charges effective October 1, 2017. On average these changes will amount to a decrease of approximately 9 per cent annually. The decrease is due to lower natural gas prices in North America. The effect on your bill will depend on how much natural gas your organization uses.

Your current bill has been calculated using the new approved rates for gas consumed from October 1, 2017. The rate chart is included in this notice.

Our supply prices are based on a forecast of market prices for the next 12 months. The forecast prices are reviewed every three months and adjusted accordingly. If our forecasts are over or under our actual costs, the difference is refunded or collected from customers through cost adjustments.

Gas Supply Charge

The Gas Supply charge has decreased from 12.0857 cents per cubic metre ($\text{¢}/\text{m}^3$) to 9.8473 $\text{¢}/\text{m}^3$.

The Gas Supply component of the Cost Adjustment is currently a charge of 0.7269 $\text{¢}/\text{m}^3$. This charge combined with the Gas Supply Charge, results in a new total effective Gas Supply rate of 10.5742 $\text{¢}/\text{m}^3$.

Enbridge Gas Distribution does not make a profit on the price of natural gas.

Delivery to You

The 'Delivery to You' charge has decreased due to lower delivery related costs.

As of January 1, 2017, Delivery to You includes applicable charges from the Ontario government's cap and trade program, related to greenhouse gas emissions from the natural gas you use and that we use to deliver it to you. If you are a customer who is a Non-Large Final Emitter you will be charged a cap and trade Customer Related Charge of 3.3181 $\text{¢}/\text{m}^3$ and the cap and trade Facility Related charge of 0.0337 $\text{¢}/\text{m}^3$. If you are a Large Final Emitter you will only be charged the Facility Related Charge of 0.0337 $\text{¢}/\text{m}^3$. The effect on your bill will depend on how much natural gas your organization uses.

For more information on cap and trade, visit enbridgegas.com/capandtrade.

Load Balancing Charge

The Load Balancing Charge has decreased due to lower seasonal load balancing related costs.

Transportation to Enbridge

The 'Transportation to Enbridge' charge has decreased due to lower costs for transporting natural gas to Ontario.

Please See Over >

Cost Adjustment

The total Cost Adjustment charge is 0.6329 ¢/m³, effective until September 30, 2018. Please see the chart below for the breakdown by component.

Site Restoration Clearance

The Site Restoration Clearance refund is 0.3975 ¢/m³. It reflects changes in an estimate of ongoing and future site restoration costs. Site restoration costs are incurred when gas distribution pipelines are replaced or retired over the life of the gas distribution system.

Rate Adjustment

The OEB has also previously approved a Rate Adjustment. It is a charge of 0.1587 ¢/m³ to reflect the difference between the amount you paid for volumes consumed from January 1, 2016 to December 31, 2016 and the actual costs incurred. The total amount of the charge will be split over two months and appear on your October and November bills in two equal installments.

For Further Information

Enbridge Gas Distribution appreciates the opportunity to serve you and looks forward to the continuation of our business relationship. If you require further information with respect to this change, please call 1-855-311-2LBA (1-855-311-2522) or visit our website at: www.enbridgegas.com.

Schedule of Gas Rates

Effective October 1, 2017 and replaces the rates that were implemented July 1, 2017.

For the billing months of January through December:

Monthly Customer Charge	\$122.01
Delivery to You	
Per cubic metre of Contract Demand	36.0000 ¢/m ³
Per cubic metre of gas delivered	0.1729 ¢/m ³
Gas Supply Load Balancing Charge	1.4066 ¢/m ³
Transportation to Enbridge per cubic metre	5.3414 ¢/m ³
Transportation Down Charge per cubic metre	1.1404 ¢/m ³
System Sales Gas Supply Charge per cubic metre (if applicable*)	9.8473 ¢/m ³
Cap and Trade Customer Related Charge (if applicable)	3.3181 ¢/m ³
Cap and Trade Facility Related Charge	0.0337 ¢/m ³
Cost Adjustment	
Gas Supply	0.7269 ¢/m ³
Transportation	(0.1340) ¢/m ³
Load Balancing	0.0400 ¢/m ³
Total	0.6329 ¢/m ³
Site Restoration Clearance Adjustment (January 1 to December 31)	(0.3975) ¢/m ³

*The Gas Supply charge is applicable if the customer purchases their natural gas requirement from Enbridge Gas Distribution (System Sales).

New Rate Information



Transportation Service Customer Notice - Rate 100

October 2017

Natural Gas Prices Have Changed

The Ontario Energy Board ("OEB") has approved changes to Enbridge Gas Distribution's charges effective October 1, 2017. On average these changes will amount to a decrease of approximately 1 per cent annually due to lower natural gas prices in North America.

The effect on your bill will depend on how much natural gas your organization uses and the terms of your gas marketer agreement.

The price you pay for the natural gas you use, shown as the Gas Supply Charge on your bill, depends on the terms of your agreement with your gas marketer.

Your current bill has been calculated using the new approved rates for gas consumed from October 1, 2017. The rate chart is included in this notice.

Delivery to You

The 'Delivery to You' charge has decreased due to lower delivery related costs.

As of January 1, 2017, Delivery to You includes applicable charges from the Ontario government's cap and trade program, related to greenhouse gas emissions from the natural gas you use and that we use to deliver it to you. If you are a customer who is a Non-Large Final Emitter you will be charged a cap and trade Customer Related Charge of 3.3181 ¢/m³ and the cap and trade Facility Related charge of 0.0337 ¢/m³. If you are a Large Final Emitter you will only be charged the Facility Related Charge of 0.0337 ¢/m³. The effect on your bill will depend on how much natural gas your organization uses.

For more information on cap and trade, visit enbridgegas.com/capandtrade.

Load Balancing Charge

The Load Balancing Charge has decreased due to lower seasonal load balancing related costs.

Transportation to Enbridge

The 'Transportation to Enbridge' charge has decreased due to lower costs for transporting natural gas to Ontario.

If you have an agreement with a gas marketer that includes transportation, the related charges may appear under the marketer portion of the Enbridge bill. In this case, the change to the 'Transportation to Enbridge' charge does not apply.

Cost Adjustment

The current cost adjustment includes a charge of 0.0400 ¢/m³ for Load Balancing and a refund of 0.1340 ¢/m³ for Transportation. This cost adjustment is in effect until September 30, 2018.

Our supply prices are based on a forecast of market prices for the next 12 months. The forecast price is reviewed every three months and adjusted accordingly. If our forecasts are over or under our actual costs, the difference is refunded or collected from customers through cost adjustments.

Please See Over >

Site Restoration Clearance

The Site Restoration Clearance refund is 0.3975 ¢/m³. It reflects changes in an estimate of ongoing and future site restoration costs. Site restoration costs are incurred when gas distribution pipelines are replaced or retired over the life of the gas distribution system.

Rate Adjustment

The OEB has also previously approved a Rate Adjustment to reflect the difference between the amount you paid for volumes consumed from January 1, 2016 to December 31, 2016 and the actual costs incurred. The total amount of the adjustment will be split over two months and appear on your October and November bills as two equal installments.

Transportation from Enbridge: A charge of 0.1587 ¢/m³

Transportation from a Marketer: \$0

For Further Information

Enbridge Gas Distribution appreciates the opportunity to serve you and looks forward to the continuation of our business relationship. If you require further information with respect to this change, please call 1-855-311-2LBA (1-855-311-2522) or visit our website at: www.enbridgegas.com.

Schedule of Gas Rates

Effective October 1, 2017 and replaces the rates that were implemented July 1, 2017.

For the billing months of January through December:

Monthly Customer Charge	\$122.01
Delivery to You	
Per cubic metre of Contract Demand	36.0000 ¢/m ³
Per cubic metre of gas delivered	0.1729 ¢/m ³
Gas Supply Load Balancing Charge	1.4066 ¢/m ³
Transportation to Enbridge per cubic metre	5.3414 ¢/m ³
Transportation Dawn Charge per cubic metre	1.1404 ¢/m ³
System Sales Gas Supply Charge per cubic metre (if applicable*)	9.8473 ¢/m ³
Cap and Trade Customer Related Charge (If applicable)	3.3181 ¢/m ³
Cap and Trade Facility Related Charge	0.0337 ¢/m ³
Cost Adjustment (Western T-Service Customers)	
Transportation	(0.1340) ¢/m ³
Load Balancing	0.0400 ¢/m ³
Total	(0.0940) ¢/m ³
Cost Adjustment (Ontario T-Service Customers)	
Load Balancing	0.0400 ¢/m ³
Total	0.0400 ¢/m ³
Site Restoration Clearance Adjustment (January 1 to December 31)	(0.3975) ¢/m ³

*The Gas Supply charge is applicable if the customer purchases their natural gas requirement from Enbridge Gas Distribution (System Sales).

New Rate Information



Large Volume Customer Notice - Rate 110

October 2017

Natural Gas Prices Have Changed

The Ontario Energy Board ("OEB") has approved changes to Enbridge Gas Distribution's charges effective October 1, 2017. On average these changes will amount to a decrease of approximately 12 per cent annually. The decrease is due to lower natural gas prices in North America. The effect on your bill will depend on how much natural gas your organization uses.

Your current bill has been calculated using the new approved rates for gas consumed from October 1, 2017. The rate chart is included in this notice.

Our supply prices are based on a forecast of market prices for the next 12 months. The forecast prices are reviewed every three months and adjusted accordingly. If our forecasts are over or under our actual costs, the difference is refunded or collected from customers through cost adjustments.

Gas Supply Charge

The Gas Supply charge has decreased from 12.0295 cents per cubic metre (¢/m^3) to 9.7911 ¢/m^3 .

The Gas Supply component of the Cost Adjustment is currently a charge of 0.2262 ¢/m^3 . This charge combined with the Gas Supply Charge, results in a new total effective Gas Supply rate of 10.0173 ¢/m^3 .

Enbridge Gas Distribution does not make a profit on the price of natural gas.

Delivery to You

The 'Delivery to You' charge has decreased due to lower delivery related costs.

As of January 1, 2017, Delivery to You includes applicable charges from the Ontario government's cap and trade program, related to greenhouse gas emissions from the natural gas you use and that we use to deliver it to you. If you are a customer who is a Non-Large Final Emitter you will be charged a cap and trade Customer Related Charge of 3.3181 ¢/m^3 and the cap and trade Facility Related charge of 0.0337 ¢/m^3 . If you are a Large Final Emitter you will only be charged the Facility Related Charge of 0.0337 ¢/m^3 . The effect on your bill will depend on how much natural gas your organization uses.

For more information on cap and trade, visit enbridgegas.com/capandtrade.

Load Balancing Charge

The Load Balancing Charge has decreased due to lower seasonal load balancing related costs.

Transportation to Enbridge

The 'Transportation to Enbridge' charge has decreased due to lower costs for transporting natural gas to Ontario.

Cost Adjustment

The total Cost Adjustment charge is 0.1032 ¢/m^3 , effective until September 30, 2018. Please see the chart on the reverse for the breakdown by component.

Please See Over >

Site Restoration Clearance

The Site Restoration Clearance refund is 0.1185 ¢/m³. It reflects changes in an estimate of ongoing and future site restoration costs. Site restoration costs are incurred when gas distribution pipelines are replaced or retired over the life of the gas distribution system.

Rate Adjustment

The OEB has also previously approved a Rate Adjustment. It is a charge of 0.1104 ¢/m³ to reflect the difference between the amount you paid for volumes consumed from January 1, 2016 to December 31, 2016 and the actual costs incurred. The total amount of the charge will be split over two months and appear on your October and November bills in two equal installments.

For Further Information

Enbridge Gas Distribution appreciates the opportunity to serve you and looks forward to the continuation of our business relationship. If you require further information with respect to this change, please call 1-855-311-2LBA (1-855-311-2522) or visit our website at: www.enbridgegas.com.

Schedule of Gas Rates

Effective October 1, 2017 and replaces the rates that were implemented July 1, 2017.

For the billing months of January through December:

Monthly Customer Charge	\$587.37
Delivery to You	
Per cubic metre of Contract Demand	22.9100 ¢/m ³
Per cubic metre of gas delivered	
For the first 1,000,000 m ³ per month	0.7449 ¢/m ³
For all over 1,000,000 m ³ per month	0.5949 ¢/m ³
Gas Supply Load Balancing Charge	0.2974 ¢/m ³
Transportation to Enbridge per cubic metre	5.3414 ¢/m ³
Transportation Dawn Charge per cubic metre	1.1404 ¢/m ³
System Sales Gas Supply Charge per cubic metre (if applicable*)	9.7911 ¢/m ³
Cap and Trade Customer Related Charge (if applicable)	3.3181 ¢/m ³
Cap and Trade Facility Related Charge	0.0337 ¢/m ³
Cost Adjustment	
Gas Supply	0.2262 ¢/m ³
Transportation	(0.1340) ¢/m ³
Load Balancing	0.0110 ¢/m ³
Total	0.1032 ¢/m ³
Site Restoration Clearance Adjustment (January 1 to December 31)	(0.1185) ¢/m ³

* The Gas Supply charge is applicable if the customer purchases their natural gas requirement from Enbridge Gas Distribution (System Sales).

New Rate Information



Transportation Service Customer Notice - Rate 110

October 2017

Natural Gas Prices Have Changed

The Ontario Energy Board ("OEB") has approved changes to Enbridge Gas Distribution's charges effective October 1, 2017. On average these changes will amount to a decrease of approximately 2 per cent annually due to lower natural gas prices in North America.

The effect on your bill will depend on how much natural gas your organization uses and the terms of your gas marketer agreement.

The price you pay for the natural gas you use, shown as the Gas Supply Charge on your bill, depends on the terms of your agreement with your gas marketer.

Your current bill has been calculated using the new approved rates for gas consumed from October 1, 2017. The rate chart is included in this notice.

Delivery to You

The 'Delivery to You' charge has decreased due to lower delivery related costs.

As of January 1, 2017, Delivery to You includes applicable charges from the Ontario government's cap and trade program, related to greenhouse gas emissions from the natural gas you use and that we use to deliver it to you. If you are a customer who is a Non-Large Final Emitter you will be charged a cap and trade Customer Related Charge of 3.3181 ¢/m³ and the cap and trade Facility Related charge of 0.0337 ¢/m³. If you are a Large Final Emitter you will only be charged the Facility Related Charge of 0.0337 ¢/m³. The effect on your bill will depend on how much natural gas your organization uses.

For more information on cap and trade, visit enbridgegas.com/capandtrade.

Load Balancing Charge

The Load Balancing Charge has decreased due to lower seasonal load balancing related costs.

Transportation to Enbridge

The 'Transportation to Enbridge' charge has decreased due to lower costs for transporting natural gas to Ontario.

if you have an agreement with a gas marketer that includes transportation, the related charges may appear under the marketer portion of the Enbridge bill. In this case, the change to the 'Transportation to Enbridge' charge does not apply.

Cost Adjustment

The current cost adjustment includes a charge of 0.0110 ¢/m³ for Load Balancing and a refund of 0.1340 ¢/m³ for Transportation. This cost adjustment is in effect until September 30, 2018.

Our supply prices are based on a forecast of market prices for the next 12 months. The forecast price is reviewed every three months and adjusted accordingly. If our forecasts are over or under our actual costs, the difference is refunded or collected from customers through cost adjustments.

Please See Over >

Site Restoration Clearance

The Site Restoration Clearance refund is 0.1185 ¢/m³. It reflects changes in an estimate of ongoing and future site restoration costs. Site restoration costs are incurred when gas distribution pipelines are replaced or retired over the life of the gas distribution system.

Rate Adjustment

The OEB has also previously approved a Rate Adjustment to reflect the difference between the amount you paid for volumes consumed from January 1, 2016 to December 31, 2016 and the actual costs incurred. The total amount of the adjustment will be split over two months and appear on your October and November bills as two equal installments.

Transportation from Enbridge: A charge of 0.1104 ¢/m³

Transportation from a Marketer: A charge of 0.1379 ¢/m³

For Further Information

Enbridge Gas Distribution appreciates the opportunity to serve you and looks forward to the continuation of our business relationship. If you require further information with respect to this change, please call 1-855-311-2LBA (1-855-311-2522) or visit our website at: www.enbridgegas.com.

Schedule of Gas Rates

Effective October 1, 2017 and replaces the rates that were implemented July 1, 2017.

Monthly Customer Charge	\$587.37
Delivery to You	
Per cubic metre of Contract Demand	22.9100 ¢/m ³
Per cubic metre of gas delivered	
For the first 1,000,000 m ³ per month	0.7449 ¢/m ³
For all over 1,000,000 m ³ per month	0.5949 ¢/m ³
Gas Supply Load Balancing Charge	0.2974 ¢/m³
Transportation to Enbridge per cubic metre	5.3414 ¢/m³
Transportation Dawn Charge per cubic metre	1.1404 ¢/m³
System Sales Gas Supply Charge per cubic metre (if applicable*)	9.7911 ¢/m³
Cap and Trade Customer Related Charge (If applicable)	3.3181 ¢/m³
Cap and Trade Facility Related Charge	0.0337 ¢/m³
Cost Adjustment (Western T-Service Customers)	
Transportation	(0.1340) ¢/m ³
Load Balancing	0.0110 ¢/m ³
Total	(0.1230) ¢/m ³
Cost Adjustment (Ontario T-Service Customers)	
Load Balancing	0.0110 ¢/m ³
Total	0.0110 ¢/m ³
Site Restoration Clearance Adjustment (January 1 to December 31)	(0.1185) ¢/m³

*The Gas Supply charge is applicable if the customer purchases their natural gas requirement from Enbridge Gas Distribution (System Sales).

New Rate Information



Large Volume Customer Notice - Rate 115

October 2017

Natural Gas Prices Have Changed

The Ontario Energy Board ("OEB") has approved changes to Enbridge Gas Distribution's charges effective October 1, 2017. On average these changes will amount to a decrease of approximately 12 per cent annually. The decrease is due to lower natural gas prices in North America. The effect on your bill will depend on how much natural gas your organization uses.

Your current bill has been calculated using the new approved rates for gas consumed from October 1, 2017. The rate chart is included in this notice.

Our supply prices are based on a forecast of market prices for the next 12 months. The forecast prices are reviewed every three months and adjusted accordingly. If our forecasts are over or under our actual costs, the difference is refunded or collected from customers through cost adjustments.

Gas Supply Charge

The Gas Supply charge has decreased from 12.0295 cents per cubic metre ($\text{¢}/\text{m}^3$) to 9.7911 $\text{¢}/\text{m}^3$.

The Gas Supply component of the Cost Adjustment is currently a charge of 0.1326 $\text{¢}/\text{m}^3$. This charge combined with the Gas Supply Charge, results in a new total effective Gas Supply rate of 9.9237 $\text{¢}/\text{m}^3$.

Enbridge Gas Distribution does not make a profit on the price of natural gas.

Delivery to You

The 'Delivery to You' charge has decreased due to lower delivery related costs.

As of January 1, 2017, Delivery to You includes applicable charges from the Ontario government's cap and trade program, related to greenhouse gas emissions from the natural gas you use and that we use to deliver it to you. If you are a customer who is a Non-Large Final Emitter you will be charged a cap and trade Customer Related Charge of 3.3181 $\text{¢}/\text{m}^3$ and the cap and trade Facility Related charge of 0.0337 $\text{¢}/\text{m}^3$. If you are a Large Final Emitter you will only be charged the Facility Related Charge of 0.0337 $\text{¢}/\text{m}^3$. The effect on your bill will depend on how much natural gas your organization uses.

For more information on cap and trade, visit enbridgegas.com/capandtrade.

Load Balancing Charge

The Load Balancing Charge has decreased due to lower seasonal load balancing related costs.

Transportation to Enbridge

The 'Transportation to Enbridge' charge has decreased due to lower costs for transporting natural gas to Ontario.

Please See Over >

Cost Adjustment

The total Cost Adjustment charge is 0.0026 ¢/m³, effective until September 30, 2018. Please see the chart below for the breakdown by component.

Site Restoration Clearance

The Site Restoration Clearance refund is 0.0974 ¢/m³. It reflects changes in an estimate of ongoing and future site restoration costs. Site restoration costs are incurred when gas distribution pipelines are replaced or retired over the life of the gas distribution system.

For Further Information

Enbridge Gas Distribution appreciates the opportunity to serve you and looks forward to the continuation of our business relationship. If you require further information with respect to this change, please call 1-855-311-2LBA (1-855-311-2522) or visit our website at: www.enbridgegas.com.

Schedule of Gas Rates

Effective October 1, 2017 and replaces the rates that were implemented July 1, 2017.

For the billing months of January through December:	
Monthly Customer Charge	\$622.62
Delivery to You	
Per cubic metre of Contract Demand	24.3600 ¢/m ³
Per cubic metre of gas delivered	
For the first 1,000,000 m ³ per month	0.3733 ¢/m ³
For all over 1,000,000 m ³ per month	0.2733 ¢/m ³
Gas Supply Load Balancing Charge	0.1071 ¢/m ³
Transportation to Enbridge per cubic metre	5.3414 ¢/m ³
Transportation Dawn Charge per cubic metre	1.1404 ¢/m ³
System Sales Gas Supply Charge per cubic metre (if applicable*)	9.7911 ¢/m ³
Cap and Trade Customer Related Charge (If applicable)	3.3181 ¢/m ³
Cap and Trade Facility Related Charge	0.0337 ¢/m ³
Cost Adjustment	
Gas Supply	0.1326 ¢/m ³
Transportation	(0.1340) ¢/m ³
Load Balancing	0.0040 ¢/m ³
Total	0.0026 ¢/m ³
Site Restoration Clearance Adjustment (January 1 to December 31)	(0.0974) ¢/m ³

* The Gas Supply charge is applicable if the customer purchases their natural gas requirement from Enbridge Gas Distribution (System Sales).

New Rate Information



Transportation Service Customer Notice - Rate 115

October 2017

Natural Gas Prices Have Changed

The Ontario Energy Board ("OEB") has approved changes to Enbridge Gas Distribution's charges effective October 1, 2017. On average these changes will amount to a decrease of approximately 2 per cent annually due to lower natural gas prices in North America.

The effect on your bill will depend on how much natural gas your organization uses and the terms of your gas marketer agreement.

The price you pay for the natural gas you use, shown as the Gas Supply Charge on your bill, depends on the terms of your agreement with your gas marketer.

Your current bill has been calculated using the new approved rates for gas consumed from October 1, 2017. The rate chart is included in this notice.

Delivery to You

The 'Delivery to You' charge has decreased due to lower delivery related costs.

As of January 1, 2017, Delivery to You includes applicable charges from the Ontario government's cap and trade program, related to greenhouse gas emissions from the natural gas you use and that we use to deliver it to you. If you are a customer who is a Non-Large Final Emitter you will be charged a cap and trade Customer Related Charge of 3.3181 ¢/m³ and the cap and trade Facility Related charge of 0.0337 ¢/m³. If you are a Large Final Emitter you will only be charged the Facility Related Charge of 0.0337 ¢/m³. The effect on your bill will depend on how much natural gas your organization uses.

For more information on cap and trade, visit enbridgegas.com/capandtrade.

Load Balancing Charge

The Load Balancing Charge has decreased due to lower seasonal load balancing related costs.

Transportation to Enbridge

The 'Transportation to Enbridge' charge has decreased due to lower costs for transporting natural gas to Ontario.

If you have an agreement with a gas marketer that includes transportation, the related charges may appear under the marketer portion of the Enbridge bill. In this case, the change to the 'Transportation to Enbridge' charge does not apply.

Cost Adjustment

The current cost adjustment includes a charge of 0.0040 ¢/m³ for Load Balancing and a refund of 0.1340 ¢/m³ for Transportation. This cost adjustment is in effect until September 30, 2018.

Our supply prices are based on a forecast of market prices for the next 12 months. The forecast price is reviewed every three months and adjusted accordingly. If our forecasts are over or under our actual costs, the difference is refunded or collected from customers through cost adjustments.

Please See Over >

Site Restoration Clearance

The Site Restoration Clearance refund is 0.0974 ¢/m³. It reflects changes in an estimate of ongoing and future site restoration costs. Site restoration costs are incurred when gas distribution pipelines are replaced or retired over the life of the gas distribution system.

Rate Adjustment

The OEB has also previously approved a Rate Adjustment to reflect the difference between the amount you paid for volumes consumed from January 1, 2016 to December 31, 2016 and the actual costs incurred. The total amount of the adjustment will be split over two months and appear on your October and November bills as two equal installments.

Transportation from Enbridge: A charge of 0.1015 ¢/m³

Transportation from a Marketer: A charge of 0.1290 ¢/m³

For Further Information

Enbridge Gas Distribution appreciates the opportunity to serve you and looks forward to the continuation of our business relationship. If you require further information with respect to this change, please call 1-855-311-2LBA (1-855-311-2522) or visit our website at: www.enbridgegas.com.

Schedule of Gas Rates

Effective October 1, 2017 and replaces the rates that were implemented July 1, 2017.

For the billing months of January through December:

Monthly Customer Charge	\$622.62
Delivery to You	
Per cubic metre of Contract Demand	24.3600 ¢/m³
Per cubic metre of gas delivered	
For the first 1,000,000 m³ per month	0.3733 ¢/m³
For all over 1,000,000 m³ per month	0.2733 ¢/m³
Gas Supply Load Balancing Charge	0.1071 ¢/m³
Transportation to Enbridge per cubic metre	5.3414 ¢/m³
Transportation Dawn Charge per cubic metre	1.1404 ¢/m³
System Sales Gas Supply Charge per cubic metre (if applicable*)	9.7911 ¢/m³
Cap and Trade Customer Related Charge (If applicable)	3.3181 ¢/m³
Cap and Trade Facility Related Charge	0.0337 ¢/m³
Cost Adjustment (Western T-Service Customers)	
Transportation	(0.1340) ¢/m³
Load Balancing	0.0040 ¢/m³
Total	(0.1300) ¢/m³
Cost Adjustment (Ontario T-Service Customers)	
Load Balancing	0.0040 ¢/m³
Total	0.0040 ¢/m³
Site Restoration Clearance Adjustment (January 1 to December 31)	(0.0974) ¢/m³

*The Gas Supply charge is applicable if the customer purchases their natural gas requirement from Enbridge Gas Distribution (System Sales).

New Rate Information



Large Volume Customer Notice - Rate 135

October 2017

Natural Gas Prices Have Changed

The Ontario Energy Board ("OEB") has approved changes to Enbridge Gas Distribution's charges effective October 1, 2017. On average these changes will amount to a decrease of approximately 13 per cent annually. The decrease is due to lower natural gas prices in North America. The effect on your bill will depend on how much natural gas your organization uses.

Your current bill has been calculated using the new approved rates for gas consumed from October 1, 2017. The rate chart is included in this notice.

Our supply prices are based on a forecast of market prices for the next 12 months. The forecast prices are reviewed every three months and adjusted accordingly. If our forecasts are over or under our actual costs, the difference is refunded or collected from customers through cost adjustments.

Gas Supply Charge

The Gas Supply charge has decreased from 12.0558 cents per cubic metre (¢/m^3) to 9.8174 ¢/m^3 .

The Gas Supply component of the Cost Adjustment is currently a charge of 0.1326 ¢/m^3 . This charge combined with the Gas Supply Charge, results in a new total effective Gas Supply rate of 9.9500 ¢/m^3 .

Enbridge Gas Distribution does not make a profit on the price of natural gas.

Delivery to You

The 'Delivery to You' charge has decreased due to lower delivery related costs.

As of January 1, 2017, Delivery to You includes applicable charges from the Ontario government's cap and trade program, related to greenhouse gas emissions from the natural gas you use and that we use to deliver it to you. If you are a customer who is a Non-Large Final Emitter you will be charged a cap and trade Customer Related Charge of 3.3181 ¢/m^3 and the cap and trade Facility Related charge of 0.0337 ¢/m^3 . If you are a Large Final Emitter you will only be charged the Facility Related Charge of 0.0337 ¢/m^3 . The effect on your bill will depend on how much natural gas your organization uses.

For more information on cap and trade, visit enbridgegas.com/capandtrade.

Transportation to Enbridge

The 'Transportation to Enbridge' charge has decreased due to lower costs for transporting natural gas to Ontario.

Cost Adjustment

The total Cost Adjustment refund is 0.0014 ¢/m^3 , effective until September 30, 2018. Please see the chart on the reverse for the breakdown by component.

Site Restoration Clearance

The Site Restoration Clearance refund is 0.0114 ¢/m^3 . It reflects changes in an estimate of ongoing and future site restoration costs. Site restoration costs are incurred when gas distribution pipelines are replaced or retired over the life of the gas distribution system.

Please See Over >

Rate Adjustment

The OEB has also previously approved a Rate Adjustment. It is a charge of 0.1003 ¢/m³ to reflect the difference between the amount you paid for volumes consumed from January 1, 2016 to December 31, 2016 and the actual costs incurred. The total amount of the charge will be split over two months and appear on your October and November bills in two equal installments.

For Further Information

Enbridge Gas Distribution appreciates the opportunity to serve you and looks forward to the continuation of our business relationship. If you require further information with respect to this change, please call 1-855-311-2LBA (1-855-311-2522) or visit our website at: www.enbridgegas.com.

Schedule of Gas Rates

Effective October 1, 2017 and replaces the rates that were implemented July 1, 2017.

For the billing months of December to March:

Monthly Customer Charge	\$115.08
Delivery to You	
For the first 14,000 m ³ per month	7.0979 ¢/m ³
For the next 28,000 m ³ per month	5.8979 ¢/m ³
For all over 42,000 m ³ per month	5.4979 ¢/m ³
Gas Supply Load Balancing Charge	0.0000 ¢/m ³
Transportation to Enbridge per cubic metre	5.3414 ¢/m ³
Transportation Dawn Charge per cubic metre	1.1404 ¢/m ³
System Sales Gas Supply Charge per cubic metre (if applicable*)	9.8174 ¢/m ³
Cap and Trade Customer Related Charge (If applicable)	3.3181 ¢/m ³
Cap and Trade Facility Related Charge	0.0337 ¢/m ³

For the billing months of April to November:

Monthly Customer Charge	\$115.08
Delivery to You	
For the first 14,000 m ³ per month	2.3979 ¢/m ³
For the next 28,000 m ³ per month	1.6979 ¢/m ³
For all over 42,000 m ³ per month	1.4979 ¢/m ³
Gas Supply Load Balancing Charge	0.0000 ¢/m ³
Transportation to Enbridge per cubic metre	5.3414 ¢/m ³
Transportation Dawn Charge per cubic metre	1.1404 ¢/m ³
System Sales Gas Supply Charge per cubic metre (if applicable*)	9.8174 ¢/m ³
Cap and Trade Customer Related Charge (If applicable)	3.3181 ¢/m ³
Cap and Trade Facility Related Charge	0.0337 ¢/m ³
Cost Adjustment	
Gas Supply	0.1326 ¢/m ³
Transportation	(0.1340) ¢/m ³
Load Balancing	0.0000 ¢/m ³
Total	(0.0014) ¢/m ³
Site Restoration Clearance Adjustment (January 1 to December 31)	(0.0114) ¢/m ³

* The Gas Supply charge is applicable if the customer purchases their natural gas requirement from Enbridge Gas Distribution (System Sales).

New Rate Information



Transportation Service Customer Notice - Rate 135

October 2017

Natural Gas Prices Have Changed

The Ontario Energy Board ("OEB") has approved changes to Enbridge Gas Distribution's charges effective October 1, 2017. On average these changes will amount to a decrease of approximately 2 per cent annually due to lower natural gas prices in North America.

The effect on your bill will depend on how much natural gas your organization uses and the terms of your gas marketer agreement.

The price you pay for the natural gas you use, shown as the Gas Supply Charge on your bill, depends on the terms of your agreement with your gas marketer.

Your current bill has been calculated using the new approved rates for gas consumed from October 1, 2017. The rate chart is included in this notice.

Delivery to You

The 'Delivery to You' charge has decreased due to lower delivery related costs.

As of January 1, 2017, Delivery to You includes applicable charges from the Ontario government's cap and trade program, related to greenhouse gas emissions from the natural gas you use and that we use to deliver it to you. If you are a customer who is a Non-Large Final Emitter you will be charged a cap and trade Customer Related Charge of 3.3181 ¢/m³ and the cap and trade Facility Related charge of 0.0337 ¢/m³. If you are a Large Final Emitter you will only be charged the Facility Related Charge of 0.0337 ¢/m³. The effect on your bill will depend on how much natural gas your organization uses.

For more information on cap and trade, visit enbridgegas.com/capandtrade.

Transportation to Enbridge

The 'Transportation to Enbridge' charge has decreased due to lower costs for transporting natural gas to Ontario.

If you have an agreement with a gas marketer that includes transportation, the related charges may appear under the marketer portion of the Enbridge bill. In this case, the change to the 'Transportation to Enbridge' charge does not apply.

Cost Adjustment

The current cost adjustment includes a refund of 0.1340 ¢/m³ for transportation. This cost adjustment is in effect until September 30, 2018.

Our supply prices are based on a forecast of market prices for the next 12 months. The forecast price is reviewed every three months and adjusted accordingly. If our forecasts are over or under our actual costs, the difference is refunded or collected from customers through cost adjustments.

Site Restoration Clearance

The Site Restoration Clearance refund is 0.0114 ¢/m³. It reflects changes in an estimate of ongoing and future site restoration costs. Site restoration costs are incurred when gas distribution pipelines are replaced or retired over the life of the gas distribution system.

Please See Over >

Rate Adjustment

The OEB has also previously approved a Rate Adjustment to reflect the difference between the amount you paid for volumes consumed from January 1, 2016 to December 31, 2016 and the actual costs incurred. The total amount of the adjustment will be split over two months and appear on your October and November bills as two equal installments.

Transportation from Enbridge: A charge of 0.1003 ¢/m³

Transportation from a Marketer: A charge of 0.1278 ¢/m³

For Further Information

Enbridge Gas Distribution appreciates the opportunity to serve you and looks forward to the continuation of our business relationship. If you require further information with respect to this change, please call 1-855-311-2LBA (1-855-311-2522) or visit our website at: www.enbridgegas.com.

Schedule of Gas Rates

Effective October 1, 2017 and replaces the rates that were implemented July 1, 2017.

For the Billing Months of December to March:

Monthly Customer Charge

\$115.08

Delivery to You

For the first 14,000 m³ per month

7.0979 ¢/m³

For the next 28,000 m³ per month

5.8979 ¢/m³

For all over 42,000 m³ per month

5.4979 ¢/m³

Gas Supply Load Balancing Charge

0.0000 ¢/m³

Transportation to Enbridge per cubic metre

5.3414 ¢/m³

Transportation Dawn Charge per cubic metre

1.1404 ¢/m³

System Sales Gas Supply Charge per cubic metre (if applicable*)

9.8174 ¢/m³

Cap and Trade Customer Related Charge (If applicable)

3.3181 ¢/m³

Cap and Trade Facility Related Charge

0.0337 ¢/m³

For the billing months of April to November:

Monthly Customer Charge

\$115.08

Delivery to You

For the first 14,000 m³ per month

2.3979 ¢/m³

For the next 28,000 m³ per month

1.6979 ¢/m³

For all over 42,000 m³ per month

1.4979 ¢/m³

Gas Supply Load Balancing Charge

0.0000 ¢/m³

Transportation to Enbridge per cubic metre

5.3414 ¢/m³

Transportation Dawn Charge per cubic metre

1.1404 ¢/m³

System Sales Gas Supply Charge per cubic metre (if applicable*)

9.8174 ¢/m³

Cap and Trade Customer Related Charge (If applicable)

3.3181 ¢/m³

Cap and Trade Facility Related Charge

0.0337 ¢/m³

Cost Adjustment (Western T-Service Customer)

Transportation

(0.1340) ¢/m³

Load Balancing

0.0000 ¢/m³

Total

(0.1340) ¢/m³

Cost Adjustment (Ontario T-Service Customers)

Load Balancing

0.0000 ¢/m³

Total

0.0000 ¢/m³

Site Restoration Clearance Adjustment (January 1 to December 31)

(0.0114) ¢/m³

* The Gas Supply charge is applicable if the customer purchases their natural gas requirement from Enbridge Gas Distribution (System Sales).

New Rate Information



Large Volume Customer Notice - Rate 145

October 2017

Natural Gas Prices Have Changed

The Ontario Energy Board ("OEB") has approved changes to Enbridge Gas Distribution's charges effective October 1, 2017. On average these changes will amount to a decrease of approximately 12 per cent annually. The decrease is due to lower natural gas prices in North America. The effect on your bill will depend on how much natural gas your organization uses.

Your current bill has been calculated using the new approved rates for gas consumed from October 1, 2017. The rate chart is included in this notice.

Our supply prices are based on a forecast of market prices for the next 12 months. The forecast prices are reviewed every three months and adjusted accordingly. If our forecasts are over or under our actual costs, the difference is refunded or collected from customers through cost adjustments.

Gas Supply Charge

The Gas Supply charge has decreased from 12.0334 cents per cubic metre ($\text{¢}/\text{m}^3$) to 9.7950 $\text{¢}/\text{m}^3$.

The Gas Supply component of the Cost Adjustment is currently a charge of 0.5006 $\text{¢}/\text{m}^3$. This charge combined with the Gas Supply Charge, results in a new total effective Gas Supply rate of 10.2956 $\text{¢}/\text{m}^3$.

Enbridge Gas Distribution does not make a profit on the price of natural gas.

Delivery to You

The 'Delivery to You' charge has decreased due to lower delivery related costs.

As of January 1, 2017, Delivery to You includes applicable charges from the Ontario government's cap and trade program, related to greenhouse gas emissions from the natural gas you use and that we use to deliver it to you. If you are a customer who is a Non-Large Final Emitter you will be charged a cap and trade Customer Related Charge of 3.3181 $\text{¢}/\text{m}^3$ and the cap and trade Facility Related charge of 0.0337 $\text{¢}/\text{m}^3$. If you are a Large Final Emitter you will only be charged the Facility Related Charge of 0.0337 $\text{¢}/\text{m}^3$. The effect on your bill will depend on how much natural gas your organization uses.

For more information on cap and trade, visit enbridgegas.com/capandtrade.

Load Balancing Charge

The Load Balancing Charge has decreased due to lower seasonal load balancing related costs.

Transportation to Enbridge

The 'Transportation to Enbridge' charge has decreased due to lower costs for transporting natural gas to Ontario.

Please See Over >

Cost Adjustment

The total Cost Adjustment charge is 0.3922 ¢/m³, effective until September 30, 2018. Please see the chart below for the breakdown by component.

Site Restoration Clearance

The Site Restoration Clearance refund is 0.0958 ¢/m³. It reflects changes in an estimate of ongoing and future site restoration costs. Site restoration costs are incurred when gas distribution pipelines are replaced or retired over the life of the gas distribution system.

Rate Adjustment

The OEB has also previously approved a Rate Adjustment. It is a charge of 0.1080 ¢/m³ to reflect the difference between the amount you paid for volumes consumed from January 1, 2016 to December 31, 2016 and the actual costs incurred. The total amount of the charge will be split over two months and appear on your October and November bills in two equal installments.

For Further Information

Enbridge Gas Distribution appreciates the opportunity to serve you and looks forward to the continuation of our business relationship. If you require further information with respect to this change, please call 1-855-311-2LBA (1-855-311-2522) or visit our website at: www.enbridgegas.com.

Schedule of Gas Rates

Effective October 1, 2017 and replaces the rates that were implemented July 1, 2017.

For the billing months of January through December:

Monthly Customer Charge

\$123.34

Delivery to You

Per cubic metre of Contract Demand

8.2300 ¢/m³

For the first 14,000 m³ per month

2.9780 ¢/m³

For the next 28,000 m³ per month

1.6190 ¢/m³

For all over 42,000 m³ per month

1.0600 ¢/m³

Gas Supply Load Balancing Charge

0.6259 ¢/m³

Transportation to Enbridge per cubic metre

5.3414 ¢/m³

Transportation Dawn Charge per cubic metre

1.1404 ¢/m³

System Sales Gas Supply Charge per cubic metre (if applicable*)

9.7950 ¢/m³

Cap and Trade Customer Related Charge (if applicable)

3.3181 ¢/m³

Cap and Trade Facility Related Charge

0.0337 ¢/m³

Cost Adjustment

Gas Supply

0.5006 ¢/m³

Transportation

(0.1340) ¢/m³

Load Balancing

0.0256 ¢/m³

Total

0.3922 ¢/m³

Site Restoration Clearance Adjustment (January 1 to December 31)

(0.0958) ¢/m³

* The Gas Supply charge is applicable if the customer purchases their natural gas requirement from Enbridge Gas Distribution (System Sales).

New Rate Information



Transportation Service Customer Notice - Rate 145

October 2017

Natural Gas Prices Have Changed

The Ontario Energy Board ("OEB") has approved changes to Enbridge Gas Distribution's charges effective October 1, 2017. On average these changes will amount to a decrease of approximately 2 per cent annually due to lower natural gas prices in North America.

The effect on your bill will depend on how much natural gas your organization uses and the terms of your gas marketer agreement.

The price you pay for the natural gas you use, shown as the Gas Supply Charge on your bill, depends on the terms of your agreement with your gas marketer.

Your current bill has been calculated using the new approved rates for gas consumed from October 1, 2017. The rate chart is included in this notice.

Delivery to You

The 'Delivery to You' charge has decreased due to lower delivery related costs.

As of January 1, 2017, Delivery to You includes applicable charges from the Ontario government's cap and trade program, related to greenhouse gas emissions from the natural gas you use and that we use to deliver it to you. If you are a customer who is a Non-Large Final Emitter you will be charged a cap and trade Customer Related Charge of 3.3181 ¢/m³ and the cap and trade Facility Related charge of 0.0337 ¢/m³. If you are a Large Final Emitter you will only be charged the Facility Related Charge of 0.0337 ¢/m³. The effect on your bill will depend on how much natural gas your organization uses.

For more information on cap and trade, visit enbridgegas.com/capandtrade.

Load Balancing Charge

The Load Balancing Charge has decreased due to lower seasonal load balancing related costs.

Transportation to Enbridge

The 'Transportation to Enbridge' charge has decreased due to lower costs for transporting natural gas to Ontario.

If you have an agreement with a gas marketer that includes transportation, the related charges may appear under the marketer portion of the Enbridge bill. In this case, the change to the 'Transportation to Enbridge' charge does not apply.

Cost Adjustment

The current cost adjustment includes a charge of 0.0256 ¢/m³ for Load Balancing and a refund of 0.1340 ¢/m³ for Transportation. This cost adjustment is in effect until September 30, 2018.

Our supply prices are based on a forecast of market prices for the next 12 months. The forecast price is reviewed every three months and adjusted accordingly. If our forecasts are over or under our actual costs, the difference is refunded or collected from customers through cost adjustments.

Please See Over >

Site Restoration Clearance

The Site Restoration Clearance refund is 0.0958 ¢/m³. It reflects changes in an estimate of ongoing and future site restoration costs. Site restoration costs are incurred when gas distribution pipelines are replaced or retired over the life of the gas distribution system.

Rate Adjustment

The OEB has also previously approved a Rate Adjustment to reflect the difference between the amount you paid for volumes consumed from January 1, 2016 to December 31, 2016 and the actual costs incurred. The total amount of the adjustment will be split over two months and appear on your October and November bills as two equal installments.

Transportation from Enbridge: A charge of 0.1080 ¢/m³

Transportation from a Marketer: A charge of 0.1354 ¢/m³

For Further Information

Enbridge Gas Distribution appreciates the opportunity to serve you and looks forward to the continuation of our business relationship. If you require further information with respect to this change, please call 1-855-311-2LBA (1-855-311-2522) or visit our website at: www.enbridgegas.com.

Schedule of Gas Rates

Effective October 1, 2017 and replaces the rates that were implemented July 1, 2017.

For the billing months of January through December:

Monthly Customer Charge

\$123.34

Delivery to You

Per cubic metre of Contract Demand	8.2300 ¢/m ³
For the first 14,000 m ³ per month	2.9780 ¢/m ³
For the next 28,000 m ³ per month	1.6190 ¢/m ³
For all over 42,000 m ³ per month	1.0600 ¢/m ³

Gas Supply Load Balancing Charge

0.6259 ¢/m³

Transportation to Enbridge per cubic metre

5.3414 ¢/m³

Transportation Dawn Charge per cubic metre

1.1404 ¢/m³

System Sales Gas Supply Charge per cubic metre (if applicable*)

9.7950 ¢/m³

Cap and Trade Customer Related Charge (If applicable)

3.3181 ¢/m³

Cap and Trade Facility Related Charge

0.0337 ¢/m³

Cost Adjustment (Western T-Service Customers)

Transportation	(0.1340) ¢/m ³
Load Balancing	0.0256 ¢/m ³
Total	(0.1084) ¢/m ³

Cost Adjustment (Ontario T-Service Customers)

Load Balancing	0.0256 ¢/m ³
Total	0.0256 ¢/m ³

Site Restoration Clearance Adjustment (January 1 to December 31)

(0.0958) ¢/m³

*The Gas Supply charge is applicable if the customer purchases their natural gas requirement from Enbridge Gas Distribution (System Sales).

New Rate Information



Large Volume Customer Notice - Rate 170

October 2017

Natural Gas Prices Have Changed

The Ontario Energy Board ("OEB") has approved changes to Enbridge Gas Distribution's charges effective October 1, 2017. On average these changes will amount to a decrease of approximately 14 per cent annually. The decrease is due to lower natural gas prices in North America. The effect on your bill will depend on how much natural gas your organization uses.

Your current bill has been calculated using the new approved rates for gas consumed from October 1, 2017. The rate chart is included in this notice.

Our supply prices are based on a forecast of market prices for the next 12 months. The forecast prices are reviewed every three months and adjusted accordingly. If our forecasts are over or under our actual costs, the difference is refunded or collected from customers through cost adjustments.

Gas Supply Charge

The Gas Supply charge has decreased from 12.0295 cents per cubic metre (¢/m^3) to 9.7911 ¢/m^3 .

The Gas Supply component of the Cost Adjustment is currently a charge of 0.5366 ¢/m^3 . This charge combined with the Gas Supply Charge, results in a new total effective Gas Supply rate of 10.3277 ¢/m^3 .

Enbridge Gas Distribution does not make a profit on the price of natural gas.

Delivery to You

The 'Delivery to You' charge has decreased due to lower delivery related costs.

As of January 1, 2017, Delivery to You includes applicable charges from the Ontario government's cap and trade program, related to greenhouse gas emissions from the natural gas you use and that we use to deliver it to you. If you are a customer who is a Non-Large Final Emitter you will be charged a cap and trade Customer Related Charge of 3.3181 ¢/m^3 and the cap and trade Facility Related charge of 0.0337 ¢/m^3 . If you are a Large Final Emitter you will only be charged the Facility Related Charge of 0.0337 ¢/m^3 . The effect on your bill will depend on how much natural gas your organization uses.

For more information on cap and trade, visit enbridgegas.com/capandtrade.

Load Balancing Charge

The Load Balancing Charge has decreased due to lower seasonal load balancing related costs.

Transportation to Enbridge

The 'Transportation to Enbridge' charge has decreased due to lower costs for transportation natural gas to Ontario.

Cost Adjustment

The total Cost Adjustment charge is 0.4144 ¢/m^3 , effective until September 30, 2018. Please see the chart on the reverse for the breakdown by component.

Please See Over >

Site Restoration Clearance

The Site Restoration Clearance refund is 0.0207 ¢/m³. It reflects changes in an estimate of ongoing and future site restoration costs. Site restoration costs are incurred when gas distribution pipelines are replaced or retired over the life of the gas distribution system.

Rate Adjustment

The OEB has also previously approved a Rate Adjustment. It is a charge of 0.1079 ¢/m³ to reflect the difference between the amount you paid for volumes consumed from January 1, 2016 to December 31, 2016 and the actual costs incurred. The total amount of the charge will be split over two months and appear on your October and November bills in two equal installments.

For Further Information

Enbridge Gas Distribution appreciates the opportunity to serve you and looks forward to the continuation of our business relationship. If you require further information with respect to this change, please call 1-855-311-2LBA (1-855-311-2522) or visit our website at: www.enbridgegas.com.

Schedule of Gas Rates

Effective October 1, 2017 and replaces the rates that were implemented July 1, 2017.

For the billing months of January through December:

Monthly Customer Charge	\$279.31
Delivery to You	
Per cubic metre of Contract Demand	4.0900 ¢/m ³
Per cubic metre of gas delivered	
For the first 1,000,000 m ³ per month	0.5101 ¢/m ³
For all over 1,000,000 m ³ per month	0.3101 ¢/m ³
Gas Supply Load Balancing Charge	0.2897 ¢/m ³
Transportation to Enbridge per cubic metre	5.3414 ¢/m ³
Transportation Dawn Charge per cubic metre	1.1404 ¢/m ³
System Sales Gas Supply Charge per cubic metre (if applicable*)	9.7911 ¢/m ³
Cap and Trade Customer Related Charge (if applicable)	3.3181 ¢/m ³
Cap and Trade Facility Related Charge	0.0337 ¢/m ³
Cost Adjustment	
Gas Supply	0.5366 ¢/m ³
Transportation	(0.1340) ¢/m ³
Load Balancing	0.0118 ¢/m ³
Total	0.4144 ¢/m ³
Site Restoration Clearance Adjustment (January 1 to December 31)	(0.0207) ¢/m ³

*The Gas Supply charge is applicable if the customer purchases their natural gas requirement from Enbridge Gas Distribution (System Sales).

New Rate Information



Transportation Service Customer Notice - Rate 170

October 2017

Natural Gas Prices Have Changed

The Ontario Energy Board ("OEB") has approved changes to Enbridge Gas Distribution's charges effective October 1, 2017. On average these changes will amount to a decrease of approximately 3 per cent annually due to lower natural gas prices in North America.

The effect on your bill will depend on how much natural gas your organization uses and the terms of your gas marketer agreement.

The price you pay for the natural gas you use, shown as the Gas Supply Charge on your bill, depends on the terms of your agreement with your gas marketer.

Your current bill has been calculated using the new approved rates for gas consumed from October 1, 2017. The rate chart is included in this notice.

Delivery to You

The 'Delivery to You' charge has decreased due to lower delivery related costs.

As of January 1, 2017, Delivery to You includes applicable charges from the Ontario government's cap and trade program, related to greenhouse gas emissions from the natural gas you use and that we use to deliver it to you. If you are a customer who is a Non-Large Final Emitter you will be charged a cap and trade Customer Related Charge of 3.3181 ¢/m³ and the cap and trade Facility Related charge of 0.0337 ¢/m³. If you are a Large Final Emitter you will only be charged the Facility Related Charge of 0.0337 ¢/m³. The effect on your bill will depend on how much natural gas your organization uses.

For more information on cap and trade, visit enbridgegas.com/capandtrade.

Load Balancing Charge

The Load Balancing Charge has decreased due to lower seasonal load balancing related costs.

Transportation to Enbridge

The 'Transportation to Enbridge' charge has decreased due to lower costs for transporting natural gas to Ontario.

If you have an agreement with a gas marketer that includes transportation, the related charges may appear under the marketer portion of the Enbridge bill. In this case, the change to the 'Transportation to Enbridge' charge does not apply.

Cost Adjustment

The current cost adjustment includes a charge of 0.0118 ¢/m³ for Load Balancing and a refund of 0.1340 ¢/m³ for Transportation. This cost adjustment is in effect until September 30, 2018.

Our supply prices are based on a forecast of market prices for the next 12 months. The forecast price is reviewed every three months and adjusted accordingly. If our forecasts are over or under our actual costs, the difference is refunded or collected from customers through cost adjustments.

Please See Over >

Site Restoration Clearance

The Site Restoration Clearance refund is 0.0207 ¢/m³. It reflects changes in an estimate of ongoing and future site restoration costs. Site restoration costs are incurred when gas distribution pipelines are replaced or retired over the life of the gas distribution system.

Rate Adjustment

The OEB has also previously approved a Rate Adjustment to reflect the difference between the amount you paid for volumes consumed from January 1, 2016 to December 31, 2016 and the actual costs incurred. The total amount of the adjustment will be split over two months and appear on your October and November bills as two equal installments.

Transportation from Enbridge: A charge of 0.1079 ¢/m³

Transportation from a Marketer: A charge of 0.1354 ¢/m³

For Further Information

Enbridge Gas Distribution appreciates the opportunity to serve you and looks forward to the continuation of our business relationship. If you require further information with respect to this change, please call 1-855-311-2LBA (1-855-311-2522) or visit our website at: www.enbridgegas.com.

Schedule of Gas Rates

Effective October 1, 2017 and replaces the rates that were implemented July 1, 2017.

For the billing months of January through December:

Monthly Customer Charge	\$279.31
Delivery to You	
Per cubic metre of Contract Demand	4.0900 ¢/m ³
Per cubic metre of gas delivered	
For the first 1,000,000 m ³ per month	0.5101 ¢/m ³
For all over 1,000,000 m ³ per month	0.3101 ¢/m ³
Gas Supply Load Balancing Charge	0.2897 ¢/m ³
Transportation to Enbridge per cubic metre	5.3414 ¢/m ³
Transportation Dawn Charge per cubic metre	1.1404 ¢/m ³
System Sales Gas Supply Charge per cubic metre (if applicable*)	9.7911 ¢/m ³
Cap and Trade Customer Related Charge (If applicable)	3.3181 ¢/m ³
Cap and Trade Facility Related Charge	0.0337 ¢/m ³
Cost Adjustment (Western T-Service Customers)	
Transportation	(0.1340) ¢/m ³
Load Balancing	0.0118 ¢/m ³
Total	(0.1222) ¢/m ³
Cost Adjustment (Ontario T-Service Customers)	
Load Balancing	0.0118 ¢/m ³
Total	0.0118 ¢/m ³
Site Restoration Clearance Adjustment (January 1 to December 31)	(0.0207) ¢/m ³

* The Gas Supply charge is applicable if the customer purchases their natural gas requirement from Enbridge Gas Distribution (System Sales).