



500 Consumers Road  
North York, Ontario M2J 1P8  
PO Box 650  
Scarborough ON M1K 5E3

**Lorraine Chiasson**  
Regulatory Coordinator  
phone: (416) 495-5962  
fax: (416) 495-6072  
Email: lorraine.chiasson@enbridge.com

**RECEIVED**

October 6, 2008

OCT 07 2008

**ONTARIO ENERGY BOARD**

*EB-2008-0263*

VIA COURIER

*L-7/10/08*  
Ms. Kirsten Walli  
Board Secretary  
Ontario Energy Board  
2300 Yonge Street  
27<sup>th</sup> Floor  
Toronto, ON  
M4P 1E4

OEB BOARD SECRETARY	
File No:	SubFile:
Panel	
Licensing	<i>Lenore D.</i>
Other	
00/04	

Dear Ms. Walli:

**Re: EB-2008-0263 Enbridge Gas Distribution Inc.  
GRAM – Decision and Order**

As per the Ontario Energy Board's letter of September 25, 2008 attached please find three copies of each of the printed customer notices that have been sent to the customers of Enbridge Gas Distribution Inc. and were attached as Appendix "B" to the Order.

Yours truly,

Lorraine Chiasson  
Regulatory Coordinator

Attach.

cc: Mr. Fred Cass, Aird & Berlis (via courier)

## Residential Rates<sup>1</sup>

Your current<sup>1</sup> bill has been calculated for gas used from October 1, 2008 using the new approved rates as identified below. The annualized impact is based on a typical residential heating and water heating customer who uses 3,064 cubic metres per year.

MONTHLY CHARGES	MONTHLY RATES October 1, 2008	ANNUALIZED Increase/(Decrease)
Customer Charge	\$14	No Change
Gas Supply Charge	33.7551 ¢/m <sup>3</sup>	(\$161)
Delivery Charge Amount of gas used per month in cubic metres (m <sup>3</sup> )		\$4
First 30	15.3843 ¢/m <sup>3</sup>	
Next 55	14.7763 ¢/m <sup>3</sup>	
Next 85	14.2999 ¢/m <sup>3</sup>	
Over 170	13.9451 ¢/m <sup>3</sup>	
ADDITIONAL ITEMS	MONTHLY RATES	Increase/ (Decrease)
Gas Cost Adjustment (October 1, 2008 - March 31, 2009)	1.7008 ¢/m <sup>3</sup>	\$39

Enbridge Gas Distribution provides safe, reliable delivery of natural gas. For more information about Enbridge Gas Distribution rates, call 1-800-263-2212 or visit [www.enbridgegas.com](http://www.enbridgegas.com).

### \*Note: Late Payment Charge

Enbridge Gas Distribution charges are due when you receive your bill, which is considered to be three days after the bill is rendered. A late payment charge of 1.5 per cent (1.5%) of all of your unpaid Enbridge Gas Distribution charges, including all applicable federal and provincial taxes, is applied to your account on the 17<sup>th</sup> day following the date the bill is due.



## New Rate Information October 2008 Rate 1

Residential Customers who  
purchase their natural gas supply  
from **Enbridge Gas Distribution**

# An Update

# Natural gas prices have changed

The Ontario Energy Board (“OEB”) has approved a decrease to Enbridge Gas Distribution's Gas Supply Charge and an increase to the Delivery Charge effective October 1, 2008. For a typical residential customer, these changes will result in a decrease of approximately \$157 annually, excluding the Gas Cost Adjustment. The decrease is primarily due to lower North American natural gas prices. The effect on your bill will depend on how much gas you use.

## **Gas Supply Charge**

The Gas Supply Charge has decreased from 39.0121 cents per cubic metre (“¢/m<sup>3</sup>”) to 33.7551 ¢/m<sup>3</sup>. This price is based on a forecast of market prices for the next 12 months. The forecast price is reviewed every three months and, if necessary, adjusted accordingly to reflect market changes. If our forecasts are over or under our actual costs, we reimburse or collect the difference from customers through gas cost adjustments.

There is a new Gas Cost Adjustment surcharge of 1.7008 ¢/m<sup>3</sup> for the period October 1, 2008 through March 31, 2009. This surcharge is to recover the cost of gas we purchased and stored this spring and summer when prices were higher. This surcharge combined with the Gas Supply Charge results in a new total effective Gas Supply rate of 35.4559 cents per cubic metre.

**Enbridge Gas Distribution does not make a profit on the cost of natural gas. The price we charge is the same as our cost to purchase natural gas.**

## **Delivery Charge**

The Delivery Charge will increase by approximately \$4 per year for a typical customer due to higher costs to transport natural gas to Ontario.

## Residential Rates

Your current bill has been calculated for gas used from October 1, 2008 using the new approved rates as identified below. The annualized impact is based on a typical residential heating and water heating customer who uses 3,064 cubic metres per year.

MONTHLY CHARGES	MONTHLY RATES October 1, 2008	ANNUALIZED Increase/(Decrease)
Customer Charge	\$14	No Change
Gas Supply Charge	Your price is based on your contract with your marketer.	
Delivery Charge Amount of gas used per month in cubic metres (m <sup>3</sup> )		\$4
First 30	15.3843 ¢/m <sup>3</sup>	
Next 55	14.7763 ¢/m <sup>3</sup>	
Next 85	14.2999 ¢/m <sup>3</sup>	
Over 170	13.9451 ¢/m <sup>3</sup>	

Enbridge Gas Distribution provides safe, reliable delivery of natural gas. For more information about Enbridge Gas Distribution rates, call 1-800-263-2212 or visit [www.enbridgegas.com](http://www.enbridgegas.com).

### \*Note: Late Payment Charge

Enbridge Gas Distribution charges are due when you receive your bill, which is considered to be three days after the bill is rendered. A late payment charge of 1.5 per cent (1.5%) of all of your unpaid Enbridge Gas Distribution charges, including all applicable federal and provincial taxes, is applied to your account on the 17<sup>th</sup> day following the date the bill is due.



CG.030.619B (REV.OCT/08)



## New Rate Information October 2008 Rate 1

Residential Customers who purchase their natural gas supply from a **Gas Marketer**

# An Update

# Natural gas prices have changed

The Ontario Energy Board (“OEB”) has approved an increase to Enbridge Gas Distribution's Delivery Charge effective October 1, 2008. For a typical residential customer, these changes will result in an increase of approximately \$4 annually. The increase is primarily due to higher transportation costs. The effect on your bill will depend on how much gas you use.

**The price you pay for the natural gas you use, shown as the Gas Supply Charge on your bill, depends on the terms of your agreement with your gas marketer.**

## **Delivery Charge**

The Delivery Charge will increase by approximately \$4 per year for a typical customer due to higher costs to transport natural gas to Ontario.

## Tarifs pour le service résidentiel


Votre facture courante a été calculée à l'aide des nouveaux tarifs approuvés pour le gaz consommé depuis le 1<sup>er</sup> octobre 2008, tel qu'indiqué ci-dessous. La répercussion annualisée est pour un abonné moyen de type résidentiel qui consomme 3 064 mètres cubes par année pour le chauffage et le chauffage de l'eau.

TARIFS MENSUELS	TARIFS MENSUELS 1 <sup>er</sup> octobre 2008	MONTANT ANNUALISÉ Augmentation/(Diminution)
Obligation au client	14 \$	Aucun changement
Prix du gaz	33,7551 ¢/m <sup>3</sup>	(161 \$)
Prix de distribution Quantité de gaz utilisée par mois en mètres cubes (m <sup>3</sup> )		4 \$
Les 30 premiers	15,3843 ¢/m <sup>3</sup>	
Les 55 suivants	14,7763 ¢/m <sup>3</sup>	
Les 85 suivants	14,2999 ¢/m <sup>3</sup>	
Au-delà de 170	13,9451 ¢/m <sup>3</sup>	
FRAIS SUPPLÉMENTAIRES	TARIFS MENSUELS	Augmentation/(Diminution)
Rajustement du coût du gaz <small>(1<sup>er</sup> octobre 2008 au 31 mars 2009)</small>	1,7008 ¢/m <sup>3</sup>	39 \$

Enbridge Gas Distribution assure une livraison sûre et fiable du gaz naturel. Pour en savoir plus sur les tarifs facturés par Enbridge Gas Distribution, veuillez composer le 1-800-263-2212 ou visitez notre site à [www.enbridgegas.com](http://www.enbridgegas.com).

### \*Nota : Frais de paiement en retard

Les frais facturés par Enbridge Gas Distribution sont payables dès la réception de votre facture, soit trois jours après l'envoi de la facture. Des frais de paiement en retard de 1,5 pour cent (1,5 %) sur tous les montants impayés dus à Enbridge Gas Distribution, y compris les taxes de vente provinciale et fédérale applicables, seront portés à votre compte 17 jours après la date d'échéance de la facture.



## Information sur les nouveaux tarifs Octobre 2008 Tarif 1

Abonnés de type résidentiel qui s'approvisionnent  
auprès de **Enbridge Gas Distribution**

# Mise à jour



# Les prix du gaz naturel ont changé

La Commission de l'énergie de l'Ontario (« CEO ») a approuvé une baisse des prix que Enbridge Gas Distribution facture à ses clients et une augmentation des prix de distribution à compter du 1<sup>er</sup> octobre 2008. Pour un abonné moyen de type résidentiel, ces changements équivaldront à une baisse d'environ 157 \$ par année, excluant le rajustement du coût du gaz. La baisse vient principalement de la réduction des coûts du gaz naturel en Amérique du Nord. La répercussion de ce changement sur votre facture sera proportionnelle à votre consommation de gaz.

## Prix du gaz

Le prix du gaz est passé de 39,0121 cents le mètre cube ( $\text{¢}/\text{m}^3$ ) à 33,7551  $\text{¢}/\text{m}^3$ . Ce prix repose sur une prévision des prix du marché au cours des 12 prochains mois. Le prix est passé en revue tous les trois mois et, le cas échéant, est rajusté en conséquence pour refléter les fluctuations du marché. Si nos prévisions sont inexactes, nous remboursons nos clients ou percevons la différence en effectuant des rajustements du coût du gaz.

Il y a une majoration du prix du gaz de 1,7008  $\text{¢}/\text{m}^3$  pour la période du 1<sup>er</sup> octobre 2008 au 31 mars 2009. Cette majoration couvre le coût du gaz que nous avons acheté et entreposé ce printemps et cet été alors que les prix étaient plus élevés. Cette majoration ajoutée au prix du gaz donne un nouveau tarif réel du gaz de 35,4559 cents par mètre cube.

**Enbridge Gas Distribution ne fait aucun profit sur le coût du gaz naturel. Le prix facturé est le coût que nous payons pour le gaz naturel.**

## Prix de distribution

Pour un abonné moyen, le prix de distribution augmentera d'environ 4 \$ par année en raison de la hausse des coûts de transport du gaz naturel en Ontario.

## Tarifs pour le service résidentiel

Votre facture courante a été calculée à l'aide des nouveaux tarifs approuvés pour le gaz consommé depuis le 1<sup>er</sup> octobre 2008, tel qu'indiqué ci-dessous. La répercussion annualisée est pour un abonné moyen de type résidentiel qui consomme 3 064 mètres cubes par année pour le chauffage et le chauffage de l'eau.

TARIFS MENSUELS	TARIFS MENSUELS 1 <sup>er</sup> octobre 2008	MONTANT ANNUALISÉ Augmentation/(Diminution)
Obligation au client	14 \$	Aucun changement
Prix du gaz	Le prix est établi en fonction de votre contrat avec votre distributeur de gaz	
Prix de distribution Quantité de gaz utilisée par mois en mètres cubes (m <sup>3</sup> )		4 \$
Les 30 premiers	15,3843 ¢/m <sup>3</sup>	
Les 55 suivants	14,7763 ¢/m <sup>3</sup>	
Les 85 suivants	14,2999 ¢/m <sup>3</sup>	
Au-delà de 170	13,9451 ¢/m <sup>3</sup>	

Enbridge Gas Distribution assure une livraison sûre et fiable du gaz naturel. Pour en savoir plus sur les tarifs facturés par Enbridge Gas Distribution, veuillez composer le 1-800-263-2212 ou visitez notre site à [www.enbridgegas.com](http://www.enbridgegas.com).

### \*Nota : Frais de paiement en retard

Les frais facturés par Enbridge Gas Distribution sont payables dès la réception de votre facture, soit trois jours après l'envoi de la facture. Des frais de paiement en retard de 1,5 pour cent (1,5 %) sur tous les montants impayés dus à Enbridge Gas Distribution, y compris les taxes de vente provinciale et fédérale applicables, seront portés à votre compte 17 jours après la date d'échéance de la facture.



## Information sur les nouveaux tarifs Octobre 2008 Tarif 1

Abonnés de type résidentiel qui s'approvisionnent  
auprès d'un **distributeur de gaz naturel**

# Mise à jour



# Les prix du gaz naturel ont changé

La Commission de l'énergie de l'Ontario (« CEO ») a approuvé une hausse des prix de distribution d'Enbridge Gas Distribution à compter du 1<sup>er</sup> octobre 2008. Pour un abonné moyen de type résidentiel, ces changements équivaldront à une hausse d'environ 4 \$ par année. La hausse vient principalement de l'augmentation des coûts de transport. La répercussion de ce changement sur votre facture sera proportionnelle à votre consommation de gaz.

**Le prix que vous payez pour le gaz naturel que vous utilisez, selon le prix du gaz indiqué sur votre facture, est établi en fonction des modalités de votre contrat avec votre distributeur de gaz.**

## **Prix de distribution**

Pour un abonné moyen, le prix de distribution augmentera d'environ 4 \$ par année en raison de la hausse des coûts de transport du gaz naturel en Ontario.

## Commercial and Industrial Rates

The current bill has been calculated for gas used from October 1, 2008 using the new approved rates as identified below. The annualized impact is based on a typical commercial and industrial heating and water heating customer who uses 22,606 cubic metres per year.

MONTHLY CHARGES	MONTHLY RATES October 1, 2008	ANNUALIZED Increase/(Decrease)
Customer Charge	\$50	No Change
Gas Supply Charge	33.8781 ¢/m <sup>3</sup>	(\$1,188)
Delivery Charge Amount of gas used per month in cubic metres (m <sup>3</sup> )		\$27
First 500	13.4484 ¢/m <sup>3</sup>	
Next 1,050	11.6847 ¢/m <sup>3</sup>	
Next 4,500	10.4501 ¢/m <sup>3</sup>	
Next 7,000	9.6565 ¢/m <sup>3</sup>	
Next 15,250	9.3039 ¢/m <sup>3</sup>	
Over 28,300	9.2156 ¢/m <sup>3</sup>	
ADDITIONAL ITEMS	MONTHLY RATES	Increase/(Decrease)
Gas Cost Adjustment (October 1, 2008 - March 31, 2009)	1.7347 ¢/m <sup>3</sup>	\$299


Enbridge Gas Distribution provides safe, reliable delivery of natural gas. For more information about Enbridge Gas Distribution rates, call 1-800-263-2212 or visit [www.enbridgegas.com](http://www.enbridgegas.com).

### \*Note: Late Payment Charge

Enbridge Gas Distribution charges are due when you receive your bill, which is considered to be three days after the bill is rendered. A late payment charge of 1.5 per cent (1.5%) of all of your unpaid Enbridge Gas Distribution charges, including all applicable federal and provincial taxes, is applied to your account on the 17<sup>th</sup> day following the date the bill is due.



CG.030.640A (REV.OCT/08)



## New Rate Information October 2008 Rate 6

Commercial and Industrial Customers  
who purchase their natural gas supply  
from **Enbridge Gas Distribution**

# An Update

# Natural gas prices have changed

The Ontario Energy Board (“OEB”) has approved a decrease to Enbridge Gas Distribution's Gas Supply Charge and an increase to the Delivery Charge effective October 1, 2008. For a typical commercial and industrial heating customer, these changes will result in a decrease of approximately \$1,161 annually, excluding the Gas Cost Adjustment. The decrease is primarily due to lower North American natural gas prices. The effect on your bill will depend on how much gas you use.

## **Gas Supply Charge**

The Gas Supply Charge has decreased from 39.1351 cents per cubic metre (“¢/m<sup>3</sup>”) to 33.8781 ¢/m<sup>3</sup>. This price is based on a forecast of market prices for the next 12 months. The forecast price is reviewed every three months and, if necessary, adjusted accordingly to reflect market changes. If our forecasts are over or under our actual costs, we reimburse or collect the difference from customers through gas cost adjustments.

There is a new Gas Cost Adjustment surcharge of 1.7347 ¢/m<sup>3</sup> for the period October 1, 2008 through March 31, 2009. This surcharge is to recover the cost of gas we purchased and stored this spring and summer when prices were higher. This surcharge combined with the Gas Supply Charge results in a new total effective Gas Supply rate of 35.6128 ¢/m<sup>3</sup>.

**Enbridge Gas Distribution does not make a profit on the cost of natural gas. The price we charge is the same as our cost to purchase natural gas.**

## **Delivery Charge**

The Delivery Charge will increase by approximately \$27 per year for a typical customer due to higher costs to transport natural gas to Ontario.

## Commercial and Industrial Rates

Your current bill has been calculated for gas used from October 1, 2008 using the new approved rates as identified below. The annualized impact is based on a typical commercial and industrial heating and water heating customer who uses 22,606 cubic metres per year.

MONTHLY CHARGES	MONTHLY RATES October 1, 2008	ANNUALIZED Increase/(Decrease)
Customer Charge	\$50	No Change
Gas Supply Charge	Your price is based on your contract with your marketer.	
Delivery Charge Amount of gas used per month in cubic metres (m <sup>3</sup> )		\$27
First 500	13.4484 ¢/m <sup>3</sup>	
Next 1,050	11.6847 ¢/m <sup>3</sup>	
Next 4,500	10.4501 ¢/m <sup>3</sup>	
Next 7,000	9.6565 ¢/m <sup>3</sup>	
Next 15,250	9.3039 ¢/m <sup>3</sup>	
Over 28,300	9.2156 ¢/m <sup>3</sup>	

Enbridge Gas Distribution provides safe, reliable delivery of natural gas. For more information about Enbridge Gas Distribution rates, call 1-800-263-2212 or visit [www.enbridgegas.com](http://www.enbridgegas.com).

**\*Note: Late Payment Charge**

Enbridge Gas Distribution charges are due when you receive your bill, which is considered to be three days after the bill is rendered. A late payment charge of 1.5 per cent (1.5%) of all of your unpaid Enbridge Gas Distribution charges, including all applicable federal and provincial taxes, is applied to your account on the 17<sup>th</sup> day following the date the bill is due.



CG.030.640B (REV.OCT/08)



## New Rate Information October 2008 Rate 6

Commercial and Industrial Customers  
who purchase their natural gas supply  
from a **Gas Marketer**

# An Update

# Natural gas prices have changed

The Ontario Energy Board (“OEB”) has approved an increase to Enbridge Gas Distribution's Delivery Charge effective October 1, 2008. For a typical commercial and industrial heating customer, these changes will result in an increase of approximately \$27 annually. The increase is primarily due to higher transportation costs. The effect on your bill will depend on how much gas you use.

The price you pay for the natural gas you use, shown as the Gas Supply Charge on your bill, depends on the terms of your agreement with your gas marketer.

## **Delivery Charge**

The Delivery Charge will increase by approximately \$27 per year for a typical customer due to higher costs to transport natural gas to Ontario.

## Tarifs pour le service commercial et industriel


Votre facture courante a été calculée à l'aide des nouveaux tarifs approuvés pour le gaz consommé depuis le 1<sup>er</sup> octobre 2008, tel qu'indiqué ci-dessous. La répercussion annualisée est pour un abonné moyen de type commercial et industriel qui consomme 22 606 mètres cubes par année pour le chauffage et le chauffage de l'eau.

TARIFS MENSUELS	TARIFS MENSUELS 1 <sup>er</sup> octobre 2008	MONTANT ANNUALISÉ Augmentation/(Diminution)
Obligation au client	50 \$	Aucu changement
Prix du gaz	33,8781 €/m <sup>3</sup>	(1 188 \$)
Prix de distribution Quantité de gaz utilisée par mois en mètres cubes (m <sup>3</sup> )		27 \$
Les 500 premiers	13,4484 €/m <sup>3</sup>	
Les 1 050 suivants	11,6847 €/m <sup>3</sup>	
Les 4 500 suivants	10,4501 €/m <sup>3</sup>	
Les 7 000 suivants	9,6565 €/m <sup>3</sup>	
Les 15 250 suivants	9,3039 €/m <sup>3</sup>	
Au-delà de 28 300	9,2156 €/m <sup>3</sup>	
FRAIS SUPPLÉMENTAIRES	TARIFS MENSUELS	Augmentation/(Diminution)
Rajustement du coût du gaz <small>(1<sup>er</sup> octobre 2008 au 31 mars 2009)</small>	1,7347 €/m <sup>3</sup>	299 \$

Enbridge Gas Distribution assure une livraison sûre et fiable du gaz naturel. Pour en savoir plus sur les tarifs facturés par Enbridge Gas Distribution, veuillez composer le 1-800-263-2212 ou visitez notre site à [www.enbridgegas.com](http://www.enbridgegas.com).

### \*Nota : Frais de paiement en retard

Les frais facturés par Enbridge Gas Distribution sont payables dès la réception de votre facture, soit trois jours après l'envoi de la facture. Des frais de paiement en retard de 1,5 pour cent (1,5 %) sur tous les montants impayés dus à Enbridge Gas Distribution, y compris les taxes de vente provinciale et fédérale applicables, seront portés à votre compte 17 jours après la date d'échéance de la facture.



## Information sur les nouveaux tarifs Octobre 2008 Tarif 6

Abonnés de type commercial et industriel qui  
s'approvisionnent auprès de **Enbridge Gas Distribution**

# Mise à jour



# Les prix du gaz naturel ont changé

La Commission de l'énergie de l'Ontario (« CEO ») a approuvé une baisse des prix que Enbridge Gas Distribution facture à ses clients et une augmentation des prix de distribution à compter du 1<sup>er</sup> octobre 2008.

Pour un abonné moyen de type commercial et industriel, ces changements équivaldront à une baisse d'environ 1 161 \$ par année, excluant le rajustement du coût du gaz.

La baisse vient principalement de la réduction des coûts du gaz naturel en Amérique du Nord. La répercussion de ce changement sur votre facture sera proportionnelle à votre consommation de gaz.

## **Prix du gaz**

Le prix du gaz est passé de 39,1351 cents le mètre cube ( $\text{¢}/\text{m}^3$ ) à 33,8781  $\text{¢}/\text{m}^3$ . Ce prix repose sur une prévision des prix du marché au cours des 12 prochains mois. Le prix est passé en revue tous les trois mois et, le cas échéant, est rajusté en conséquence pour refléter les fluctuations du marché. Si nos prévisions sont inexactes, nous remboursons nos clients ou percevons la différence en effectuant des rajustements du coût du gaz.

Il y a une majoration du prix du gaz de 1,7347  $\text{¢}/\text{m}^3$  pour la période du 1<sup>er</sup> octobre 2008 au 31 mars 2009. Cette majoration couvre le coût du gaz que nous avons acheté et entreposé ce printemps et cet été alors que les prix étaient plus élevés. Cette majoration ajoutée au prix du gaz donne un nouveau tarif réel du gaz de 35,6128  $\text{¢}/\text{m}^3$ .

**Enbridge Gas Distribution ne fait aucun profit sur le coût du gaz naturel. Le prix facturé est le coût que nous payons pour le gaz naturel.**

## **Prix de distribution**

Pour un abonné moyen, le prix de distribution augmentera d'environ 27 \$ par année en raison de la hausse des coûts de transport du gaz naturel en Ontario.

## Tarifs pour le service commercial et industriel

Votre facture courante a été calculée à l'aide des nouveaux tarifs approuvés pour le gaz consommé depuis le 1<sup>er</sup> octobre 2008, tel qu'indiqué ci-dessous. La répercussion annualisée est pour un abonné moyen de type commercial et industriel qui consomme 22 606 mètres cubes par année pour le chauffage et le chauffage de l'eau.



TARIFS MENSUELS	TARIFS MENSUELS 1 <sup>er</sup> octobre 2008	MONTANT ANNUALISÉ Augmentation/Diminution
Obligation au client	50 \$	Aucun changement
Prix du gaz	Le prix est établi en fonction de votre contrat avec votre distributeur de gaz	
Prix de distribution	27 \$	
Quantité de gaz utilisée par mois en mètres cubes (m <sup>3</sup> )		
Les 500 premiers	13,4484 €/m <sup>3</sup>	
Les 1 050 suivants	11,6847 €/m <sup>3</sup>	
Les 4 500 suivants	10,4501 €/m <sup>3</sup>	
Les 7 000 suivants	9,6565 €/m <sup>3</sup>	
Les 15 250 suivants	9,3039 €/m <sup>3</sup>	
Au-delà de 28 300	9,2156 €/m <sup>3</sup>	

## Information sur les nouveaux tarifs Octobre 2008

1-800-263-2212  
[www.enbridgegas.com](http://www.enbridgegas.com)

### \*Nota : Frais de paiement en retard

Les frais facturés par Enbridge Gas Distribution sont payables dès la réception de votre facture, soit trois jours après l'envoi de la facture. Des frais de paiement en retard de 1,5 pour cent (1,5 %) sur tous les montants impayés dus à Enbridge Gas Distribution, y compris les taxes de vente provinciale et fédérale applicables, seront portés à votre compte 17 jours après la date d'échéance de la facture.

# Les prix du gaz naturel ont changé

La Commission de l'énergie de l'Ontario (« CEO ») a approuvé une hausse des prix de distribution d'Enbridge Gas Distribution à compter du 1<sup>er</sup> octobre 2008. Pour un abonné moyen de type commercial et industriel, ces changements équivaldront à une augmentation d'environ 27 \$ par année. La hausse vient principalement de l'augmentation des coûts du transport. La répercussion de ce changement sur votre facture sera proportionnelle à votre consommation de gaz.

**Le prix que vous payez pour le gaz naturel que vous utilisez, selon le prix du gaz indiqué sur votre facture, est établi en fonction des modalités de votre contrat avec votre distributeur de gaz.**

## **Prix de distribution**

Pour un abonné moyen, le prix de distribution augmentera d'environ 27 \$ par année en raison de la hausse des coûts de transport du gaz naturel en Ontario.

# New Rate Information



## Container Service Customer Notice – Rate 9

October 2008

### Natural gas prices have changed

The Ontario Energy Board (“OEB”) has approved a decrease to Enbridge Gas Distribution’s Gas Supply Charge and an increase to the Delivery Charge effective October 1, 2008. On average, these changes will amount to a decrease of approximately 9% annually, excluding the Gas Cost Adjustment. The effect on your bill will depend on how much natural gas your organization uses.

Your current bill has been calculated using the new approved rates for gas consumed from October 1, 2008. The rates are on the reverse side of this notice.

### Gas Supply Charge

The Gas Supply Charge has decreased from 38.8492 cents per cubic metre (“¢/m<sup>3</sup>”) to 33.5922 ¢/m<sup>3</sup>. This price is based on a forecast of market prices for the next twelve months. The forecast price is reviewed every three months and, if necessary, adjusted accordingly to reflect market changes. If our forecasts are over or under, we reimburse or collect from customers through gas cost adjustments.

Enbridge Gas Distribution does not make a profit on the cost of natural gas. The price we charge is the same as our cost to purchase natural gas.

### Gas Cost Adjustment

The OEB has approved a new Gas Cost Adjustment surcharge of 0.9427 ¢/m<sup>3</sup> for the period October 1, 2008 through March 31, 2009. This surcharge combined with the Gas Supply Charge results in a new total effective Gas Supply rate of 34.5349 ¢/m<sup>3</sup>.

### Delivery Charge

The Delivery Charge has increased due to higher costs to transport natural gas to Ontario.

### For further information

Enbridge Gas Distribution appreciates the opportunity to serve you and looks forward to the continuation of our business relationship. If you require further information with respect to this rate change, please call your Enbridge office. The telephone number is located on the front of your bill. Also, visit our website at: [www.enbridgegas.com](http://www.enbridgegas.com).

## Schedule of Gas Rates

Effective October 1, 2008 and replaces the rates that were implemented July 1, 2008.

### For the billing months of January through December:

<b>Monthly Customer Charge</b>	\$232.01
<b>Delivery Charge</b>	
<b>For the first 20,000 m<sup>3</sup> per month</b>	15.4617 ¢/m <sup>3</sup>
<b>For all over 20,000 m<sup>3</sup> per month</b>	14.7872 ¢/m <sup>3</sup>
<b>System Sales Gas Supply Charge per cubic metre (if applicable*)</b>	33.5922 ¢/m <sup>3</sup>

**\* Note:**

The Gas Supply Charge is applicable if the customer purchases their natural gas requirement from Enbridge Gas Distribution (system sales).

# New Rate Information



## Transportation Service Customer Notice – Rate 9 October 2008

### **Natural gas prices have changed**

The Ontario Energy Board (“OEB”) has approved an increase to Enbridge Gas Distribution’s Delivery Charge effective October 1, 2008. On average, this change will amount to an increase of approximately 1% annually. The effect on your bill will depend on how much natural gas your organization uses.

The price you pay for the natural gas you use, shown as the Gas Supply Charge on your bill, depends on the terms of your agreement with your gas marketer.

Your current bill has been calculated using the new approved rates for gas consumed from October 1, 2008. The rates are on the reverse side of this notice.

### **Delivery Charge**

The Delivery Charge has increased due to higher costs to transport natural gas to Ontario.

### **For further information**

Enbridge Gas Distribution appreciates the opportunity to serve you and looks forward to the continuation of our business relationship. If you require further information with respect to this rate change, please call your Enbridge office. The telephone number is located on the front of your bill. Also, visit our website at: [www.enbridgegas.com](http://www.enbridgegas.com).

## Schedule Of Gas Rates

Effective October 1, 2008 and replaces the rates that were implemented July 1, 2008.

### For the billing months of January through December:

<b>Monthly Customer Charge</b>	\$232.01
<b>Delivery Charge</b>	
<b>For the first 20,000 m<sup>3</sup> per month</b>	15.4617 ¢/m <sup>3</sup>
<b>For all over 20,000 m<sup>3</sup> per month</b>	14.7872 ¢/m <sup>3</sup>
<b>System Sales Gas Supply Charge per cubic metre (if applicable*)</b>	33.5922 ¢/m <sup>3</sup>

**\* Note:**

The Gas Supply Charge is applicable if the customer purchases their natural gas requirement from Enbridge Gas Distribution (system sales).

# New Rate Information



## Large Volume Customer Notice – Rate 100

**October 2008**

### **Natural gas prices have changed**

The Ontario Energy Board (“OEB”) has approved a decrease to Enbridge Gas Distribution’s Gas Supply and Delivery Charges and an increase to the Load Balancing Charge effective October 1, 2008. On average, these changes will amount to a decrease of approximately 10% annually, excluding the Gas Cost Adjustment. The effect on your bill will depend on how much natural gas your organization uses.

Your current bill has been calculated using the new approved rates for gas consumed from October 1, 2008. The rates are on the reverse side of this notice.

### **Gas Supply Charge**

The Gas Supply Charge has decreased from 38.9734 cents per cubic metre (“¢/m<sup>3</sup>”) to 33.7164 ¢/m<sup>3</sup>. This price is based on a forecast of market prices for the next twelve months. The forecast price is reviewed every three months and, if necessary, adjusted accordingly to reflect market changes. If our forecasts are over or under, we reimburse or collect from customers through gas cost adjustments.

Enbridge Gas Distribution does not make a profit on the cost of natural gas. The price we charge is the same as our cost to purchase natural gas.

### **Gas Cost Adjustment**

The OEB has approved a new Gas Cost Adjustment surcharge of 1.5697 ¢/m<sup>3</sup> for the period October 1, 2008 through March 31, 2009. This charge combined with the Gas Supply Charge results in a new total effective Gas Supply rate of 35.2861 ¢/m<sup>3</sup>.

### **Delivery and Load Balancing Charges**

The Delivery Charge has decreased due to lower commodity-related costs that decrease the cost of gas losses on the storage and distribution systems. The Load Balancing Charge has gone up due to higher costs to transport natural gas to Ontario.

### **For further information**

Enbridge Gas Distribution appreciates the opportunity to serve you and looks forward to the continuation of our business relationship. If you require further information with respect to this rate change, please call your Enbridge office. The telephone number is located on the front of your bill. Also, visit our website at: [www.enbridgegas.com](http://www.enbridgegas.com).

## Schedule Of Gas Rates

Effective October 1, 2008 and replaces the rates that were implemented July 1, 2008.

### For the billing months of January through December:

<b>Monthly Customer Charge</b>	\$118.97
<b>Delivery Charge</b>	
<b>Per cubic metre of Contract Demand</b>	8.1900 ¢/m <sup>3</sup>
<b>Per cubic metre of gas delivered</b>	
<b>For the first 14,000 m<sup>3</sup> per month</b>	5.0637 ¢/m <sup>3</sup>
<b>For the next 28,000 m<sup>3</sup> per month</b>	3.7047 ¢/m <sup>3</sup>
<b>For all over 42,000 m<sup>3</sup> per month</b>	3.1457 ¢/m <sup>3</sup>
<b>Gas Supply Load Balancing Charge</b>	5.6688 ¢/m <sup>3</sup>
<b>System Sales Gas Supply Charge per cubic metre (if applicable*)</b>	33.7164 ¢/m <sup>3</sup>

**\* Note:**

The Gas Supply Charge is applicable if the customer purchases their natural gas requirement from Enbridge Gas Distribution (system sales).

# New Rate Information



## Transportation Service Customer Notice – Rate 100

**October 2008**

### **Natural gas prices have changed**

The Ontario Energy Board (“OEB”) has approved a decrease to Enbridge Gas Distribution’s Delivery Charge and an increase to the Load Balancing Charge effective October 1, 2008. On average, these changes will amount to an increase of approximately 1% annually. The effect on your bill will depend on how much natural gas your organization uses.

The price you pay for the natural gas you use, shown as the Gas Supply Charge on your bill, depends on the terms of your agreement with your gas marketer.

Your current bill has been calculated using the new approved rates for gas consumed from October 1, 2008. The rates are on the reverse side of this notice.

### **Delivery and Load Balancing Charges**

The Delivery Charge has decreased due to lower commodity-related costs that decrease the cost of gas losses on the storage and distribution systems. The Load Balancing Charge has gone up due to higher costs to transport natural gas to Ontario.

### **For further information**

Enbridge Gas Distribution appreciates the opportunity to serve you and looks forward to the continuation of our business relationship. If you require further information with respect to this rate change, please call your Enbridge office. The telephone number is located on the front of your bill. Also, visit our website at: [www.enbridgegas.com](http://www.enbridgegas.com).

Please See Over >

## Schedule of Gas Rates

Effective October 1, 2008 and replaces the rates that were implemented July 1, 2008.

### For the billing months of January through December:

<b>Monthly Customer Charge</b>	\$118.97
<b>Delivery Charge</b>	
<b>Per cubic metre of Contract Demand</b>	8.1900 ¢/m <sup>3</sup>
<b>Per cubic metre of gas delivered</b>	
<b>For the first 14,000 m<sup>3</sup> per month</b>	5.0637 ¢/m <sup>3</sup>
<b>For the next 28,000 m<sup>3</sup> per month</b>	3.7047 ¢/m <sup>3</sup>
<b>For all over 42,000 m<sup>3</sup> per month</b>	3.1457 ¢/m <sup>3</sup>
<b>Gas Supply Load Balancing Charge</b>	5.6688 ¢/m <sup>3</sup>
<b>System Sales Gas Supply Charge per cubic metre (if applicable*)</b>	33.7164 ¢/m <sup>3</sup>

**\* Note:**

The Gas Supply Charge is applicable if the customer purchases their natural gas requirement from Enbridge Gas Distribution (system sales).

# New Rate Information



## Large Volume Customer Notice – Rate 110

**October 2008**

### **Natural gas prices have changed**

The Ontario Energy Board (“OEB”) has approved a decrease to Enbridge Gas Distribution’s Gas Supply and Delivery Charges and an increase to the Load Balancing Charge effective October 1, 2008. On average, these changes will amount to a decrease of approximately 11% annually, excluding the Gas Cost Adjustment. The effect on your bill will depend on how much natural gas your organization uses.

Your current bill has been calculated using the new approved rates for gas consumed from October 1, 2008. The rates are on the reverse side of this notice.

### **Gas Supply Charge**

The Gas Supply Charge has decreased from 38.8492 cents per cubic metre (“¢/m<sup>3</sup>”) to 33.5922 ¢/m<sup>3</sup>. This price is based on a forecast of market prices for the next twelve months. The forecast price is reviewed every three months and, if necessary, adjusted accordingly to reflect market changes. If our forecasts are over or under, we reimburse or collect from customers through gas cost adjustments.

Enbridge Gas Distribution does not make a profit on the cost of natural gas. The price we charge is the same as our cost to purchase natural gas.

### **Gas Cost Adjustment**

The OEB has approved a new Gas Cost Adjustment surcharge of 1.1613 ¢/m<sup>3</sup> for the period October 1, 2008 through March 31, 2009. This charge combined with the Gas Supply Charge results in a new total effective Gas Supply rate of 34.7535 ¢/m<sup>3</sup>.

### **Delivery Charge and Load Balancing Charges**

The Delivery Charge has decreased due to lower commodity-related costs that decrease the cost of gas losses on the storage and distribution systems. The Load Balancing Charge has gone up due to higher costs to transport natural gas to Ontario.

### **For further information**

Enbridge Gas Distribution appreciates the opportunity to serve you and looks forward to the continuation of our business relationship. If you require further information with respect to this rate change, please call your Enbridge office. The telephone number is located on the front of your bill. Also, visit our website at: [www.enbridgegas.com](http://www.enbridgegas.com).

## Schedule Of Gas Rates

Effective October 1, 2008 and replaces the rates that were implemented July 1, 2008.

### For the billing months of January through December:

<b>Monthly Customer Charge</b>	\$572.75
<b>Delivery Charge</b>	
<b>Per cubic metre of Contract Demand</b>	22.9100 ¢/m <sup>3</sup>
<b>Per cubic metre of gas delivered</b>	
<b>For the first 1,000,000 m<sup>3</sup> per month</b>	0.5191 ¢/m <sup>3</sup>
<b>For all over 1,000,000 m<sup>3</sup> per month</b>	0.3691 ¢/m <sup>3</sup>
<b>Gas Supply Load Balancing Charge</b>	5.1265 ¢/m <sup>3</sup>
<b>System Sales Gas Supply Charge per cubic metre (if applicable*)</b>	33.5922 ¢/m <sup>3</sup>

**\* Note:**

The Gas Supply Charge is applicable if the customer purchases their natural gas requirement from Enbridge Gas Distribution (system sales).

# New Rate Information



## Transportation Service Customer Notice – Rate 110

October 2008

### **Natural gas prices have changed**

The Ontario Energy Board (“OEB”) has approved a decrease to Enbridge Gas Distribution’s Delivery Charge and an increase to the Load Balancing Charge effective October 1, 2008. On average, these changes will amount to an increase of approximately 3% annually. The effect on your bill will depend on how much natural gas your organization uses.

The price you pay for the natural gas you use, shown as the Gas Supply Charge on your bill, depends on the terms of your agreement with your gas marketer.

Your current bill has been calculated using the new approved rates for gas consumed from October 1, 2008. The rates are on the reverse side of this notice.

### **Delivery and Load Balancing Charges**

The Delivery Charge has decreased due to lower commodity-related costs that decrease the cost of gas losses on the storage and distribution systems. The Load Balancing Charge has gone up due to higher costs to transport natural gas to Ontario.

### **For further information**

Enbridge Gas Distribution appreciates the opportunity to serve you and looks forward to the continuation of our business relationship. If you require further information with respect to this rate change, please call your Enbridge office. The telephone number is located on the front of your bill. Also, visit our website at: [www.enbridgegas.com](http://www.enbridgegas.com).

## Schedule of Gas Rates

Effective October 1, 2008 and replaces the rates that were implemented July 1, 2008.

### For the billing months of January through December:

<b>Monthly Customer Charge</b>	\$572.75
<b>Delivery Charge</b>	
<b>Per cubic metre of Contract Demand</b>	22.9100 ¢/m <sup>3</sup>
<b>Per cubic metre of gas delivered</b>	
<b>For the first 1,000,000 m<sup>3</sup> per month</b>	0.5191 ¢/m <sup>3</sup>
<b>For all over 1,000,000 m<sup>3</sup> per month</b>	0.3691 ¢/m <sup>3</sup>
<b>Gas Supply Load Balancing Charge</b>	5.1265 ¢/m <sup>3</sup>
<b>System Sales Gas Supply Charge per cubic metre (if applicable*)</b>	33.5922 ¢/m <sup>3</sup>

**\* Note:**

The Gas Supply Charge is applicable if the customer purchases their natural gas requirement from Enbridge Gas Distribution (system sales).

# New Rate Information



## Large Volume Customer Notice – Rate 115

**October 2008**

### **Natural gas prices have changed**

The Ontario Energy Board (“OEB”) has approved a decrease to Enbridge Gas Distribution’s Gas Supply and Delivery Charges and an increase to the Load Balancing Charge effective October 1, 2008. On average, these changes will amount to a decrease of approximately 11% annually, excluding the Gas Cost Adjustment. The effect on your bill will depend on how much natural gas your organization uses.

Your current bill has been calculated using the new approved rates for gas consumed from October 1, 2008. The rates are on the reverse side of this notice.

### **Gas Supply Charge**

The Gas Supply Charge has decreased from 38.8492 cents per cubic metre (“¢/m<sup>3</sup>”) to 33.5922 ¢/m<sup>3</sup>. This price is based on a forecast of market prices for the next twelve months. The forecast price is reviewed every three months and, if necessary, adjusted accordingly to reflect market changes. If our forecasts are over or under, we reimburse or collect from customers through gas cost adjustments.

Enbridge Gas Distribution does not make a profit on the cost of natural gas. The price we charge is the same as our cost to purchase natural gas.

### **Gas Cost Adjustment**

The OEB has approved a new Gas Cost Adjustment surcharge of 1.0367 ¢/m<sup>3</sup> for the period October 1, 2008 through March 31, 2009. This charge combined with the Gas Supply Charge results in a new total effective Gas Supply rate of 34.6289 ¢/m<sup>3</sup>.

### **Delivery and Load Balancing Charges**

The Delivery Charge has decreased due to lower commodity-related costs that decrease the cost of gas losses on the storage and distribution systems. The Load Balancing Charge has gone up due to higher costs to transport natural gas to Ontario.

### **For further information**

Enbridge Gas Distribution appreciates the opportunity to serve you and looks forward to the continuation of our business relationship. If you require further information with respect to this rate change, please call your Enbridge office. The telephone number is located on the front of your bill. Also, visit our website at: [www.enbridgegas.com](http://www.enbridgegas.com).

## Schedule Of Gas Rates

Effective October 1, 2008 and replaces the rates that were implemented July 1, 2008.

### For the billing months of January through December:

<b>Monthly Customer Charge</b>	\$609.16
<b>Delivery Charge</b>	
<b>Per cubic metre of Contract Demand</b>	24.3600 ¢/m <sup>3</sup>
<b>Per cubic metre of gas delivered</b>	
<b>For the first 1,000,000 m<sup>3</sup> per month</b>	0.2737 ¢/m <sup>3</sup>
<b>For all over 1,000,000 m<sup>3</sup> per month</b>	0.1737 ¢/m <sup>3</sup>
<b>Gas Supply Load Balancing Charge</b>	4.9823 ¢/m <sup>3</sup>
<b>System Sales Gas Supply Charge per cubic metre (if applicable*)</b>	33.5922 ¢/m <sup>3</sup>

**\* Note:**

The Gas Supply Charge is applicable if the customer purchases their natural gas requirement from Enbridge Gas Distribution (system sales).

# New Rate Information



## Transportation Service Customer Notice – Rate 115

**October 2008**

### **Natural gas prices have changed**

The Ontario Energy Board (“OEB”) has approved a decrease to Enbridge Gas Distribution’s Delivery Charge and an increase to the Load Balancing Charge effective October 1, 2008. On average, these changes will amount to an increase of approximately 4% annually. The effect on your bill will depend on how much natural gas your organization uses.

The price you pay for the natural gas you use, shown as the Gas Supply Charge on your bill, depends on the terms of your agreement with your gas marketer.

Your current bill has been calculated using the new approved rates for gas consumed from October 1, 2008. The rates are on the reverse side of this notice.

### **Delivery and Load Balancing Charges**

The Delivery Charge has decreased due to lower commodity-related costs that decrease the cost of gas losses on the storage and distribution systems. The Load Balancing Charge has gone up due to higher costs to transport natural gas to Ontario.

### **For further information**

Enbridge Gas Distribution appreciates the opportunity to serve you and looks forward to the continuation of our business relationship. If you require further information with respect to this rate change, please call your Enbridge office. The telephone number is located on the front of your bill. Also, visit our website at: [www.enbridgegas.com](http://www.enbridgegas.com).

## Schedule of Gas Rates

Effective October 1, 2008 and replaces the rates that were implemented July 1, 2008.

### For the billing months of January through December:

<b>Monthly Customer Charge</b>	\$609.16
<b>Delivery Charge</b>	
<b>Per cubic metre of Contract Demand</b>	24.3600 ¢/m <sup>3</sup>
<b>Per cubic metre of gas delivered</b>	
<b>For the first 1,000,000 m<sup>3</sup> per month</b>	0.2737 ¢/m <sup>3</sup>
<b>For all over 1,000,000 m<sup>3</sup> per month</b>	0.1737 ¢/m <sup>3</sup>
<b>Gas Supply Load Balancing Charge</b>	4.9823 ¢/m <sup>3</sup>
<b>System Sales Gas Supply Charge per cubic metre (if applicable*)</b>	33.5922 ¢/m <sup>3</sup>

**\* Note:**

The Gas Supply Charge is applicable if the customer purchases their natural gas requirement from Enbridge Gas Distribution (system sales).

# New Rate Information



## Large Volume Customer Notice – Rate 135

**October 2008**

### **Natural gas prices have changed**

The Ontario Energy Board (“OEB”) has approved a decrease to Enbridge Gas Distribution’s Gas Supply and Delivery Charges and an increase to the Load Balancing Charge effective October 1, 2008. On average, these changes will amount to a decrease of approximately 11% annually, excluding the Gas Cost Adjustment. The effect on your bill will depend on how much natural gas your organization uses.

Your current bill has been calculated using the new approved rates for gas consumed from October 1, 2008. The rates are on the reverse side of this notice.

### **Gas Supply Charge**

The Gas Supply Charge has decreased from 38.9374 cents per cubic metre (“¢/m<sup>3</sup>”) to 33.6805¢/m<sup>3</sup>. This price is based on a forecast of market prices for the next twelve months. The forecast price is reviewed every three months and, if necessary, adjusted accordingly to reflect market changes. If our forecasts are over or under, we reimburse or collect from customers through gas cost adjustments.

Enbridge Gas Distribution does not make a profit on the cost of natural gas. The price we charge is the same as our cost to purchase natural gas.

### **Gas Cost Adjustment**

The OEB has approved a new Gas Cost Adjustment surcharge of 0.9308 ¢/m<sup>3</sup> for the period October 1, 2008 through March 31, 2009. This charge combined with the Gas Supply Charge results in a new total effective Gas Supply rate of 34.6113 ¢/m<sup>3</sup>.

### **Delivery and Load Balancing Charges**

The Delivery Charge has decreased due to lower commodity-related costs that decrease the cost of gas losses on the storage and distribution systems. The Load Balancing Charge has gone up due to higher costs to transport natural gas to Ontario.

### **For further information**

Enbridge Gas Distribution appreciates the opportunity to serve you and looks forward to the continuation of our business relationship. If you require further information with respect to this rate change, please call your Enbridge office. The telephone number is located on the front of your bill. Also, visit our website at: [www.enbridgegas.com](http://www.enbridgegas.com).

## Schedule Of Gas Rates

Effective October 1, 2008 and replaces the rates that were implemented July 1, 2008.

### For the billing months of December through March:

<b>Monthly Customer Charge</b>	\$112.84
<b>Delivery Charge</b>	
<b>For the first 14,000 m<sup>3</sup> per month</b>	6.6799 ¢/m <sup>3</sup>
<b>For the next 28,000 m<sup>3</sup> per month</b>	5.4799 ¢/m <sup>3</sup>
<b>For all over 42,000 m<sup>3</sup> per month</b>	5.0799 ¢/m <sup>3</sup>
<b>Gas Supply Load Balancing Charge</b>	4.9187 ¢/m <sup>3</sup>
<b>System Sales Gas Supply Charge per cubic metre (if applicable*)</b>	33.6805 ¢/m <sup>3</sup>

### For the billing months of April through November:

<b>Monthly Customer Charge</b>	\$112.84
<b>Delivery Charge</b>	
<b>For the first 14,000 m<sup>3</sup> per month</b>	1.9799 ¢/m <sup>3</sup>
<b>For the next 28,000 m<sup>3</sup> per month</b>	1.2799 ¢/m <sup>3</sup>
<b>For all over 42,000 m<sup>3</sup> per month</b>	1.0799 ¢/m <sup>3</sup>
<b>Gas Supply Load Balancing Charge</b>	4.9187 ¢/m <sup>3</sup>
<b>System Sales Gas Supply Charge per cubic metre (if applicable*)</b>	33.6805 ¢/m <sup>3</sup>

**\* Note:**

The Gas Supply Charge is applicable if the customer purchases their natural gas requirement from Enbridge Gas Distribution (system sales).

# New Rate Information



## Transportation Service Customer Notice – Rate 135

**October 2008**

### **Natural gas prices have changed**

The Ontario Energy Board (“OEB”) has approved a decrease to Enbridge Gas Distribution’s Delivery Charge and an increase to the Load Balancing Charge effective October 1, 2008. On average, these changes will amount to an increase of approximately 4%. The effect on your bill will depend on how much natural gas your organization uses.

The price you pay for the natural gas you use, shown as the Gas Supply Charge on your bill, depends on the terms of your agreement with your gas marketer.

Your current bill has been calculated using the new approved rates for gas consumed from October 1, 2008. The rates are on the reverse side of this notice.

### **Delivery and Load Balancing Charges**

The Delivery Charge has decreased due to lower commodity-related costs that decrease the cost of gas losses on the storage and distribution systems. The Load Balancing Charge has gone up due to higher costs to transport natural gas to Ontario.

### **For further information**

Enbridge Gas Distribution appreciates the opportunity to serve you and looks forward to the continuation of our business relationship. If you require further information with respect to this rate change, please call your Enbridge office. The telephone number is located on the front of your bill. Also, visit our website at: [www.enbridgegas.com](http://www.enbridgegas.com).

Please See Over >

## Schedule of Gas Rates

Effective October 1, 2008 and replaces the rates that were implemented July 1, 2008.

### For the billing months of December to March:

<b>Monthly Customer Charge</b>	\$112.84
<b>Delivery Charge</b>	
<b>For the first 14,000 m<sup>3</sup> per month</b>	6.6799 ¢/m <sup>3</sup>
<b>For the next 28,000 m<sup>3</sup> per month</b>	5.4799 ¢/m <sup>3</sup>
<b>For all over 42,000 m<sup>3</sup> per month</b>	5.0799 ¢/m <sup>3</sup>
<b>Gas Supply Load Balancing Charge</b>	4.9187 ¢/m <sup>3</sup>
<b>System Sales Gas Supply Charge per cubic metre (if applicable*)</b>	33.6805 ¢/m <sup>3</sup>

### For the billing months of April to November:

<b>Monthly Customer Charge</b>	\$112.84
<b>Delivery Charge</b>	
<b>For the first 14,000 m<sup>3</sup> per month</b>	1.9799 ¢/m <sup>3</sup>
<b>For the next 28,000 m<sup>3</sup> per</b>	1.2799 ¢/m <sup>3</sup>
<b>For all over 42,000 m<sup>3</sup> per month</b>	1.0799 ¢/m <sup>3</sup>
<b>Gas Supply Load Balancing Charge</b>	4.9187 ¢/m <sup>3</sup>
<b>System Sales Gas Supply Charge per cubic metre (if applicable*)</b>	33.6805 ¢/m <sup>3</sup>

**\* Note:**

The Gas Supply Charge is applicable if the customer purchases their natural gas requirement from Enbridge Gas Distribution (system sales).

# New Rate Information



## Large Volume Customer Notice – Rate 145

**October 2008**

### **Natural gas prices have changed**

The Ontario Energy Board (“OEB”) has approved a decrease to Enbridge Gas Distribution’s Gas Supply and Delivery Charges and an increase to the Load Balancing Charge effective October 1, 2008. On average, these changes will amount to a decrease of approximately 11% annually, excluding the Gas Cost Adjustment. The effect on your bill will depend on how much natural gas your organization uses.

Your current bill has been calculated using the new approved rates for gas consumed from October 1, 2008. The rates are on the reverse side of this notice.

### **Gas Supply Charge**

The Gas Supply Charge has decreased from 38.9653 cents per cubic metre (“¢/m<sup>3</sup>”) to 33.7084 ¢/m<sup>3</sup>. This price is based on a forecast of market prices for the next twelve months. The forecast price is reviewed every three months and, if necessary, adjusted accordingly to reflect market changes. If our forecasts are over or under, we reimburse or collect from customers through gas cost adjustments.

Enbridge Gas Distribution does not make a profit on the cost of natural gas. The price we charge is the same as our cost to purchase natural gas.

### **Gas Cost Adjustment**

The OEB has approved a new Gas Cost Adjustment surcharge of 1.5905 ¢/m<sup>3</sup> for the period October 1, 2008 through March 31, 2009. This charge combined with the Gas Supply Charge results in a new total effective Gas Supply rate of 35.2989 ¢/m<sup>3</sup>.

### **Delivery and Load Balancing Charges**

The Delivery Charge has decreased due to lower commodity-related costs that decrease the cost of gas losses on the storage and distribution systems. The Load Balancing Charge has gone up due to higher costs to transport natural gas to Ontario.

### **For further information**

Enbridge Gas Distribution appreciates the opportunity to serve you and looks forward to the continuation of our business relationship. If you require further information with respect to this rate change, please call your Enbridge office. The telephone number is located on the front of your bill. Also, visit our website at: [www.enbridgegas.com](http://www.enbridgegas.com).

## Schedule Of Gas Rates

Effective October 1, 2008 and replaces the rates that were implemented July 1, 2008.

### For the billing months of January through December:

<b>Monthly Customer Charge</b>	\$121.47
<b>Delivery Charge</b>	
<b>Per cubic metre of Firm Contract Demand</b>	8.2300 ¢/m <sup>3</sup>
<b>Per cubic metre of gas delivered</b>	
<b>For the first 14,000 m<sup>3</sup> per month</b>	2.8682 ¢/m <sup>3</sup>
<b>For the next 28,000 m<sup>3</sup> per month</b>	1.5092 ¢/m <sup>3</sup>
<b>For all over 42,000 m<sup>3</sup> per month</b>	0.9502 ¢/m <sup>3</sup>
<b>Gas Supply Load Balancing Charge</b>	5.4145 ¢/m <sup>3</sup>
<b>System Sales Gas Supply Charge per cubic metre (if applicable*)</b>	33.7084 ¢/m <sup>3</sup>

**\* Note:**

The Gas Supply Charge is applicable if the customer purchases their natural gas requirement from Enbridge Gas Distribution (system sales).

# New Rate Information



## Transportation Service Customer Notice – Rate 145

**October 2008**

### **Natural gas prices have changed**

The Ontario Energy Board (“OEB”) has approved a decrease to Enbridge Gas Distribution’s Delivery Charge and an increase to the Load Balancing Charge effective October 1, 2008. On average, these changes will amount to an increase of approximately 2%. The effect on your bill will depend on how much natural gas your organization uses.

The price you pay for the natural gas you use, shown as the Gas Supply Charge on your bill, depends on the terms of your agreement with your gas marketer.

Your current bill has been calculated using the new approved rates for gas consumed from October 1, 2008. The rates are on the reverse side of this notice.

### **Delivery and Load Balancing Charges**

The Delivery Charge has decreased due to lower commodity-related costs that decrease the cost of gas losses on the storage and distribution systems. The Load Balancing Charge has gone up due to higher costs to transport natural gas to Ontario.

### **For further information**

Enbridge Gas Distribution appreciates the opportunity to serve you and looks forward to the continuation of our business relationship. If you require further information with respect to this rate change, please call your Enbridge office. The telephone number is located on the front of your bill. Also, visit our website at: [www.enbridgegas.com](http://www.enbridgegas.com).

## Schedule of Gas Rates

Effective October 1, 2008 and replaces the rates that were implemented July 1, 2008.

### For the billing months of January to December:

<b>Monthly Customer Charge</b>	\$121.47
<b>Delivery Charge</b>	
<b>Per cubic metre of Firm Contract Demand</b>	8.2300 ¢/m <sup>3</sup>
<b>Per cubic metre of gas delivered</b>	
<b>For the first 14,000 m<sup>3</sup> per month</b>	2.8682 ¢/m <sup>3</sup>
<b>For the next 28,000 m<sup>3</sup> per month</b>	1.5092 ¢/m <sup>3</sup>
<b>For all over 42,000 m<sup>3</sup> per month</b>	0.9502 ¢/m <sup>3</sup>
<b>Gas Supply Load Balancing Charge</b>	5.4145 ¢/m <sup>3</sup>
<b>System Sales Gas Supply Charge per cubic metre</b> (if applicable*)	33.7084 ¢/m <sup>3</sup>

**\* Note:**

The Gas Supply Charge is applicable if the customer purchases their natural gas requirement from Enbridge Gas Distribution (system sales).

# New Rate Information



## Large Volume Customer Notice – Rate 170

October 2008

### Natural gas prices have changed

The Ontario Energy Board (“OEB”) has approved a decrease to Enbridge Gas Distribution’s Gas Supply and Delivery Charges and an increase to the Load Balancing Charge effective October 1, 2008. On average, these changes will amount to a decrease of approximately 12% annually, excluding the Gas Cost Adjustment. The effect on your bill will depend on how much natural gas your organization uses.

Your current bill has been calculated using the new approved rates for gas consumed from October 1, 2008. The rates are on the reverse side of this notice.

### Gas Supply Charge

The Gas Supply Charge has decreased from 38.8492 cents per cubic metre (“¢/m<sup>3</sup>”) to 33.5922 ¢/m<sup>3</sup>. This price is based on a forecast of market prices for the next twelve months. The forecast price is reviewed every three months and, if necessary, adjusted accordingly to reflect market changes. If our forecasts are over or under, we reimburse or collect from customers through gas cost adjustments.

Enbridge Gas Distribution does not make a profit on the cost of natural gas. The price we charge is the same as our cost to purchase natural gas.

### Gas Cost Adjustment

The OEB has approved a new Gas Cost Adjustment surcharge of 1.2608 ¢/m<sup>3</sup> for the period October 1, 2008 through March 31, 2009. This charge combined with the Gas Supply Charge results in a new total effective Gas Supply rate of 34.8530 ¢/m<sup>3</sup>.

### Delivery and Load Balancing Charges

The Delivery Charge has decreased due to lower commodity-related costs that decrease the cost of gas losses on the storage and distribution systems. The Load Balancing Charge has gone up due to higher costs to transport natural gas to Ontario.

### For further information

Enbridge Gas Distribution appreciates the opportunity to serve you and looks forward to the continuation of our business relationship. If you require further information with respect to this rate change, please call your Enbridge office. The telephone number is located on the front of your bill. Also, visit our website at: [www.enbridgegas.com](http://www.enbridgegas.com).

## Schedule Of Gas Rates

Effective October 1, 2008 and replaces the rates that were implemented July 1, 2008.

### For the billing months of January through December:

<b>Monthly Customer Charge</b>	\$272.53
<b>Delivery Charge</b>	
<b>Per cubic metre of Contract Demand</b>	4.0900 ¢/m <sup>3</sup>
<b>Per cubic metre of gas delivered</b>	
<b>For the first 1,000,000 m<sup>3</sup> per month</b>	0.5162 ¢/m <sup>3</sup>
<b>For all over 1,000,000 m<sup>3</sup> per month</b>	0.3162 ¢/m <sup>3</sup>
<b>Gas Supply Load Balancing Charge</b>	5.1926 ¢/m <sup>3</sup>
<b>System Sales Gas Supply Charge per cubic metre</b> (if applicable*)	33.5922 ¢/m <sup>3</sup>

**\* Note:**

The Gas Supply Charge is applicable if the customer purchases their natural gas requirement from Enbridge Gas Distribution (system sales).

# New Rate Information



## Transportation Service Customer Notice – Rate 170

**October 2008**

### **Natural gas prices have changed**

The Ontario Energy Board (“OEB”) has approved a decrease to Enbridge Gas Distribution’s Delivery Charge and an increase to the Load Balancing Charge effective October 1, 2008. On average, these changes will amount to an increase of approximately 5%. The effect on your bill will depend on how much natural gas your organization uses.

The price you pay for the natural gas you use, shown as the Gas Supply Charge on your bill, depends on the terms of your agreement with your gas marketer.

Your current bill has been calculated using the new approved rates for gas consumed from October 1, 2008. The rates are on the reverse side of this notice.

### **Delivery and Load Balancing Charges**

The Delivery Charge has decreased due to lower commodity-related costs that decrease the cost of gas losses on the storage and distribution systems. The Load Balancing Charge has gone up due to higher costs to transport natural gas to Ontario.

### **For further information**

Enbridge Gas Distribution appreciates the opportunity to serve you and looks forward to the continuation of our business relationship. If you require further information with respect to this rate change, please call your Enbridge office. The telephone number is located on the front of your bill. Also, visit our website at: [www.enbridgegas.com](http://www.enbridgegas.com).

## Schedule of Gas Rates

Effective October 1, 2008 and replaces the rates that were implemented July 1, 2008.

### For the billing months of January to December:

<b>Monthly Customer Charge</b>	\$272.53
<b>Delivery Charge</b>	
<b>Per cubic metre of Contract Demand</b>	4.0900 ¢/m <sup>3</sup>
<b>Per cubic metre of gas delivered</b>	
<b>For the first 1,000,000 m<sup>3</sup> per month</b>	0.5162 ¢/m <sup>3</sup>
<b>For all over 1,000,000 m<sup>3</sup> per month</b>	0.3162 ¢/m <sup>3</sup>
<b>Gas Supply Load Balancing Charge</b>	5.1926 ¢/m <sup>3</sup>
<b>System Sales Gas Supply Charge per cubic metre (if applicable*)</b>	33.5922 ¢/m <sup>3</sup>

**\* Note:**

The Gas Supply Charge is applicable if the customer purchases their natural gas requirement from Enbridge Gas Distribution (system sales).