

Ex\_I\_T\_1\_S\_8\_Attach\_8



NextBridge Infrastructure is comprised  
of three established brands in the  
energy industry

# **East West Tie Partnership Advisory Committee Meeting**

Conference Call, Nov 6 2019



# Agenda

---

- Monthly Report Review
- Partnership and Project Regulatory Matters
  - Update on loan concept in Implementation Agreement
- Project Approvals Update
  - Update on Work Front submissions and approvals
  - Update on Species at Risk submissions and approvals
- Any Other Business
  - BZA Update

## Monthly Report Review – Oct 15 2019

# Management Summary Of Operations

Key Status	Summary
<b>Schedule</b>	<ul style="list-style-type: none"> <li>• Permit and access requests are on track but potential approval delays could present schedule risks</li> <li>• Continuous efforts with the applicable parties and governmental agencies, including Ministry of the Environment, Conservation, and Parks (MECP), Ministry of Natural Resources and Forestry (MNR), Ministry of Energy, Northern Development and Mines (MENDM), Fisheries and Oceans Canada (DFO), Canada Wildlife Service (CWS), NAV Canada, and Transport Canada, Ministry of Transportation, and Infrastructure Ontario (MTO), and others, in order to maintain the current schedule</li> </ul>
<b>Engineering &amp; Construction</b>	<ul style="list-style-type: none"> <li>• Construction activities have commenced as of September 23               <ul style="list-style-type: none"> <li>– Transmission line right of way clearing commenced on WF 1 and is expected to continue through WFs 7,2, and 8, respectively</li> <li>– Ceremony to the Land held on Sept 23 and ribbon cutting media event with Minister Rickford and BLP held on Oct 2 to mark the start of construction</li> <li>– Nipigon camp site preliminary preparation activities commenced</li> </ul> </li> <li>• Hydro One (HONI)               <ul style="list-style-type: none"> <li>– Discussions with HONI regarding the negotiation of the Construction Cost -Recovery Agreement and the execution of agreements with HONI regarding facility upgrades and crossings are in progress</li> </ul> </li> <li>• Awarded conductor supply contract to vendor General Cable</li> <li>• Awarded Overhead Ground Wire (OHGW) supply contract to vendor Conex Cable</li> <li>• Awarded Optical Ground Wire (OPGW) supply contract to vendor SFPOC</li> <li>• Performing Grounding Studies</li> </ul>

# Management Summary Of Operations (continued)

Key Status	Summary
<b>Environment</b>	<ul style="list-style-type: none"> <li>• Species at Risk (SAR)               <ul style="list-style-type: none"> <li>– Received MECP letter of approval for all non-fish SAR bat maternity roosts and Eastern whip-poor-will in September 2019</li> <li>– Submitted permits for caribou and bat hibernacula to MECP for review</li> <li>– Still anticipating approvals by December 1 to allow construction in optimal species timing windows</li> </ul> </li> <li>• Work Front Packages               <ul style="list-style-type: none"> <li>– Continue to submit work front permit packages to MNRF</li> <li>– Anticipating imminent approval of Work Front 1</li> <li>– Although construction has begun, work was started on private lands and permits are needed for Crown land</li> </ul> </li> </ul>
<b>Indigenous Activities</b>	<ul style="list-style-type: none"> <li>• NextBridge continues to engage with the 18 Indigenous communities with an interest in the Project.</li> <li>• Engagement highlights include robust consultations on permitting including notifications, permitting workshops and the provision of Capacity Funding for communities to retain third party experts if required.</li> <li>• Section 28.2 Permit negotiations are continuing with the two communities in which the Project crosses First Nations lands.</li> <li>• NextBridge representatives organized Indigenous Facilitator Training and has launched the Indigenous Facilitator Program which will support representatives from 7 communities to be present on-site during construction.</li> </ul>
<b>Land</b>	<ul style="list-style-type: none"> <li>• The Provincial Mining Recorder has sent the mining claim expropriations to the Mining and Lands Tribunal for mediation.               <ul style="list-style-type: none"> <li>– The process is that the mediator will contact the claim holders and attempt to reach a settlement</li> <li>– The claim holders have been contacted by the mediator</li> <li>– If there is a hearing it will take 6-8 months</li> </ul> </li> <li>• Agreements have been executed with Ministry of Transportation for permanent easements and agreements with Infrastructure Ontario, CP Rail and Land Use Permits with MNRF are outstanding</li> </ul>

# Upcoming Activities



Work Front	Anticipated Approval
1	14-Oct
7	18-Oct
6	25-Oct
2	25-Oct
8	1-Nov
3	8-Nov
9	8-Nov
4	15-Nov
5	22-Nov
10	29-Nov
1	13-Dec

Next 30 Days – Upcoming Activities
<ul style="list-style-type: none"> <li>• Submitting environmental permits</li> <li>• Working through public and private land agreement execution</li> <li>• Expediting mining claim expropriation</li> </ul>

# Financial Operating Information

Confidential - as of 9/30/2019	Actuals Spent		Budget			Forecast Budget Variance		
	A Spent This Month \$	B Total Spent To Date \$	C Budget Per LTC Application \$	D=C-B Budget Remaining	E=D/C*100 Budget Remaining %	F Forecast Budget Change \$	G Forecast Budget Change %	Reasons For Change
<b>Engineering &amp; Construction</b>	227,409	75,025,240	572,761,388	497,736,148	87%	614,267,289	7%	Revised based on in-service date
1 Engineering, Design and Procurement			19,342,245					
2 Materials and Equipment			89,408,231					
8 Site Clearing, Access			107,483,339					
9 Construction			356,547,573					
<b>Environmental &amp; Remediation Activities</b>	142,057	8,622,413	26,929,260	18,306,847	68%	31,277,866	16%	Revised based on in-service date
3 Environmental and Regulatory Approvals			13,030,561					
10 Site Remediation			13,898,699					
<b>Indigenous Activities</b>	546,194	8,741,151	20,211,000	11,469,849	57%	23,653,555	17%	Revised based on in-service date
5 Indigenous Economic Participation			7,000,000					
6 Indigenous Consultation			13,211,000					
4 Land Rights (excludes Aboriginal)	1,351,237	8,655,376	23,830,512	15,175,136	64%	23,830,512	0%	
7 Other Consultation	29,188	456,954	2,530,194	2,073,240	82%	2,530,194	0%	
11 Contingency	-	-	49,399,445	49,399,445	100%	102,382	-100%	Allocation of Contingency
12 Regulatory	62,613	2,715,022	5,405,078	2,690,056	50%	5,405,078	0%	
13 EWT Management	107,360	3,259,953	4,900,644	1,640,691	33%	4,900,644	0%	
<b>Total Project Spend</b>	<b>2,466,057</b>	<b>107,476,110</b>	<b>705,967,521</b>	<b>598,491,412</b>	<b>85%</b>	<b>705,967,521</b>	<b>0%</b>	
14 Interest During Construction (IDC) <sup>1</sup>	339,797	4,598,654	31,003,000	26,404,346	85%	31,003,000	0%	
<b>Total Construction Costs<sup>2,3</sup></b>	<b>2,805,854</b>	<b>112,074,763</b>	<b>736,970,521</b>	<b>624,895,758</b>	<b>85%</b>	<b>736,970,521</b>	<b>0%</b>	

1 IDC has not been reforecasted as interest rates will vary based on the OEB prescribed rates

2 On the record (EB-2017-0182)

3 Development Costs eligible for consideration as construction costs of \$5.3 MM not reflected in column B. (OEB Decision, December 20, 2018)



## Partnership and Project Regulatory Matters

# Update on loan concept in Implementation Agreement

---

## Project Approvals Update

# Update on Work Front submissions and approvals

---

# Update on Species at Risk submissions and approvals

---

## Another Other Business

# BZA Update

---



NextBridge Infrastructure is comprised  
of three established brands in the  
energy industry

# **East West Tie Partnership Advisory Committee Meeting**

Conference Call, Nov 6 2019, 10 am  
1-877-385-4099 / 8758310#





# Agenda

---

- Introduction to Partnership Advisory Committee
- Monthly Report Review
- Partnership and Project Regulatory Matters
  - Update on loan concept in Implementation Agreement
- Project Approvals Update
  - Update on Work Front submissions and approvals
  - Update on Species at Risk submissions and approvals
- Any Other Business
  - BZA Update
- Next Steps

# Introduction to Partnership Advisory Committee

---

- Part of Implementation Agreement (Article 3)
- Mandate:
  - review, and make such recommendations to the General Partner as the members of the Partnership Advisory Committee deem necessary or advisable based on their review of the Monthly Reports and the Baseline Environmental Studies in connection with, the operation of the Partnership Business and/or regulatory matters; and
  - coordinate communication among the Parties and between the Partnership and applicable Governmental Authorities with respect to all regulatory matters (including obtaining and maintaining Governmental Approvals),
- Monthly Report sent to Committee members by 15<sup>th</sup> of each month during construction
- Quarterly Meetings, with one in person meeting per year, during construction
- Terms of Reference circulated by email attachment

## Monthly Report Review – Oct 15 2019

# Management Summary Of Operations

Key Status	Summary
<b>Schedule</b>	<ul style="list-style-type: none"> <li>• Permit and access requests are on track but potential approval delays could present schedule risks</li> <li>• Continuous efforts with the applicable parties and governmental agencies, including Ministry of the Environment, Conservation, and Parks (MECP), Ministry of Natural Resources and Forestry (MNR), Ministry of Energy, Northern Development and Mines (MENDM), Fisheries and Oceans Canada (DFO), Canada Wildlife Service (CWS), NAV Canada, and Transport Canada, Ministry of Transportation, and Infrastructure Ontario (MTO), and others, in order to maintain the current schedule</li> </ul>
<b>Engineering &amp; Construction</b>	<ul style="list-style-type: none"> <li>• Construction activities have commenced as of September 23               <ul style="list-style-type: none"> <li>– Transmission line right of way clearing commenced on WF 1 and is expected to continue through WFs 7,2, and 8, respectively</li> <li>– Ceremony to the Land held on Sept 23 and ribbon cutting media event with Minister Rickford and BLP held on Oct 2 to mark the start of construction</li> <li>– Nipigon camp site preliminary preparation activities commenced</li> </ul> </li> <li>• Hydro One (HONI)               <ul style="list-style-type: none"> <li>– Discussions with HONI regarding the negotiation of the Construction Cost -Recovery Agreement and the execution of agreements with HONI regarding facility upgrades and crossings are in progress</li> </ul> </li> <li>• Awarded conductor supply contract to vendor General Cable</li> <li>• Awarded Overhead Ground Wire (OHGW) supply contract to vendor Conex Cable</li> <li>• Awarded Optical Ground Wire (OPGW) supply contract to vendor SFPOC</li> <li>• Performing Grounding Studies</li> </ul>

# Management Summary Of Operations (continued)

Key Status	Summary
<b>Environment</b>	<ul style="list-style-type: none"> <li>• Species at Risk (SAR)               <ul style="list-style-type: none"> <li>– Received MECP letter of approval for all non-fish SAR bat maternity roosts and Eastern whip-poor-will in September 2019</li> <li>– Submitted permits for caribou and bat hibernacula to MECP for review</li> <li>– Still anticipating approvals by December 1 to allow construction in optimal species timing windows</li> </ul> </li> <li>• Work Front Packages               <ul style="list-style-type: none"> <li>– Continue to submit work front permit packages to MNRF</li> <li>– Anticipating imminent approval of Work Front 1</li> <li>– Although construction has begun, work was started on private lands and permits are needed for Crown land</li> </ul> </li> </ul>
<b>Indigenous Activities</b>	<ul style="list-style-type: none"> <li>• NextBridge continues to engage with the 18 Indigenous communities with an interest in the Project.</li> <li>• Engagement highlights include robust consultations on permitting including notifications, permitting workshops and the provision of Capacity Funding for communities to retain third party experts if required.</li> <li>• Section 28.2 Permit negotiations are continuing with the two communities in which the Project crosses First Nations lands.</li> <li>• NextBridge representatives organized Indigenous Facilitator Training and has launched the Indigenous Facilitator Program which will support representatives from 7 communities to be present on-site during construction.</li> </ul>
<b>Land</b>	<ul style="list-style-type: none"> <li>• The Provincial Mining Recorder has sent the mining claim expropriations to the Mining and Lands Tribunal for mediation.               <ul style="list-style-type: none"> <li>– The process is that the mediator will contact the claim holders and attempt to reach a settlement</li> <li>– The claim holders have been contacted by the mediator</li> <li>– If there is a hearing it will take 6-8 months</li> </ul> </li> <li>• Agreements have been executed with Ministry of Transportation for permanent easements and agreements with Infrastructure Ontario, CP Rail and Land Use Permits with MNRF are outstanding</li> </ul>

# Upcoming Activities



## Next 30 Days – Upcoming Activities

- Submitting environmental permits
- Working through public and private land agreement execution
- Expediting mining claim expropriation

# Financial Operating Information

Confidential - as of 9/30/2019	Actuals Spent		Budget			Forecast Budget Variance		
	A Spent This Month \$	B Total Spent To Date \$	C Budget Per LTC Application \$	D=C-B Budget Remaining	E=D/C*100 Budget Remaining %	F Forecast Budget Change \$	G Forecast Budget Change %	Reasons For Change
<b>Engineering &amp; Construction</b>	227,409	75,025,240	572,761,388	497,736,148	87%	614,267,289	7%	Revised based on in-service date
1 Engineering, Design and Procurement			19,342,245					
2 Materials and Equipment			89,408,231					
8 Site Clearing, Access			107,483,339					
9 Construction			356,547,573					
<b>Environmental &amp; Remediation Activities</b>	142,057	8,622,413	26,929,260	18,306,847	68%	31,277,866	16%	Revised based on in-service date
3 Environmental and Regulatory Approvals			13,030,561					
10 Site Remediation			13,898,699					
<b>Indigenous Activities</b>	546,194	8,741,151	20,211,000	11,469,849	57%	23,653,555	17%	Revised based on in-service date
5 Indigenous Economic Participation			7,000,000					
6 Indigenous Consultation			13,211,000					
4 Land Rights (excludes Aboriginal)	1,351,237	8,655,376	23,830,512	15,175,136	64%	23,830,512	0%	
7 Other Consultation	29,188	456,954	2,530,194	2,073,240	82%	2,530,194	0%	
11 Contingency	-	-	49,399,445	49,399,445	100%	102,382	-100%	Allocation of Contingency
12 Regulatory	62,613	2,715,022	5,405,078	2,690,056	50%	5,405,078	0%	
13 EWT Management	107,360	3,259,953	4,900,644	1,640,691	33%	4,900,644	0%	
<b>Total Project Spend</b>	<b>2,466,057</b>	<b>107,476,110</b>	<b>705,967,521</b>	<b>598,491,412</b>	<b>85%</b>	<b>705,967,521</b>	<b>0%</b>	
14 Interest During Construction (IDC) <sup>1</sup>	339,797	4,598,654	31,003,000	26,404,346	85%	31,003,000	0%	
<b>Total Construction Costs<sup>2,3</sup></b>	<b>2,805,854</b>	<b>112,074,763</b>	<b>736,970,521</b>	<b>624,895,758</b>	<b>85%</b>	<b>736,970,521</b>	<b>0%</b>	

1 IDC has not been reforecasted as interest rates will vary based on the OEB prescribed rates

2 On the record (EB-2017-0182)

3 Development Costs eligible for consideration as construction costs of \$5.3 MM not reflected in column B. (OEB Decision, December 20, 2018)

## Partnership and Project Regulatory Matters



# Update on loan concept in Implementation Agreement

---

- NextBridge is committed to providing the no-interest equity loan that was negotiated with BLP in 2018
- NextBridge submitted a revised Implementation Agreement to OKT on August 14<sup>th</sup> – Section 8.3
- NextBridge is awaiting further direction from OKT/BLP

## Project Approvals Update

# Update on Work Front submissions and approvals

WF	Detailed Project Plan (DPP) Submission Status	Permit Application Submission Status	Approval Status		
			DPP Effective Dates*	Land Use Permits	Work Permits
1	Submitted	Submitted	Waiting Period Over	Executed	Awaiting Approval
7	Submitted	Submitted	Waiting Period Over	Executed	Awaiting Approval
2	Submitted	Submitted	Waiting Period Over	Awaiting Approval	Awaiting Approval
6	Submitted	Submitted	Waiting Period Over	Awaiting Approval	Awaiting Approval
8	Submitted	Submitted	Waiting Period Over	Awaiting Approval	Awaiting Approval
3	Submitted	Submitted	Waiting Period Over	Awaiting Approval	Awaiting Approval
9	Submitted	Submitted	November 15, 2019	Awaiting Approval	Awaiting Approval
4	Submitted	October 31, 2019	November 26, 2019	Awaiting Approval	Awaiting Approval
10	Submitted	November 4, 2019	November 26, 2019	Awaiting Approval	Awaiting Approval
5	November 1, 2019	November 4, 2019	December 1, 2019	Awaiting Approval	Awaiting Approval
11	November 8, 2019	November 8, 2019	December 8, 2019	Awaiting Approval	Awaiting Approval

\*DPPs have a 30-day review period after submission before they can be considered complete.

# Update on Species at Risk submissions and approvals

---

- Continued positive discussions with MECP, DFO and CWS.
  - Received MECP letter of approval for all non-fish SAR except bat hibernacula and caribou in September 2019.
  - Posting of bat hibernacula and caribou overall benefits permits to environmental registry site for 30 day comment period
  - Anticipate receiving MECP permit for bat hibernacula and caribou by December 1, 2019.
  - Anticipate receiving DFO letter of approval for fish between October and December 2019.
  - Consulting with CWS between October and December 2019; no permits anticipated.

## Another Other Business

# BZA Update

---

- NextBridge has been engaging with BZA since 2014 on the project
- In February of 2019, BZA filed a judicial review against the government's decision to provide the East West Tie with an Order in Counsel and against the Ontario Energy Board for issuing NextBridge a Leave to Construct
- An affidavit has been filed by the Chief of BZA
  - NextBridge and the government will file evidence within a month
- BZA has been communicating to MNRF that they would like to see a halt to the issuing of permits for the project because they have assertions in Work Fronts 1 & 7

## NextSteps

# Future Meetings

---

- Quarterly meeting proposed dates:

Jan 23 2020 – Teleconference

April 23, 2020 – Teleconference

July 23, 2020 – in person, Thunder Bay





## EAST WEST TIE PARTNERSHIP ADVISORY COMMITTEE

### Monthly Report

**15 December 2019**

Prepared by:

**NEXXTBRIDGE**  
INFRASTRUCTURE

**Confidential and Proprietary Information**

## MANAGEMENT SUMMARY OF OPERATIONS

Key Status	Summary
<b>Engineering &amp; Construction</b>	<ul style="list-style-type: none"> <li>• All Detailed Project Plans (DPP's) submitted as of 11/14/19</li> <li>• All Land use and work permits have been submitted to MNRF and work fronts 1 &amp; 7 have been received. Anticipate majority of remaining work front permits will be issued by end of December.</li> <li>• Nipigon and Marathon camp locations ready for mobilization 1/8/20</li> <li>• Completion:               <ul style="list-style-type: none"> <li>56 Structures cleared with roads built</li> <li>24 Foundations installed</li> <li>15 Structures assembled</li> </ul> </li> <li>• Procurement: Towers/Conductors               <ul style="list-style-type: none"> <li>104 Towers delivered to site (100x GTL, 4x GTF)</li> <li>45 Reels of conductor on site</li> <li>32 Reels of OHGW on site</li> <li>0 Reels of OPGW on site</li> </ul> </li> </ul>
<b>Environment</b>	<ul style="list-style-type: none"> <li>• Provincial and federal permits in hand or will cascade from DPPs</li> <li>• Initial Environmental Training completed; additional sessions ongoing as-needed</li> <li>• Pre-construction Environmental Surveys will be conducted as required based on Construction Schedule / Work Order</li> </ul>
<b>Indigenous Activities</b>	<ul style="list-style-type: none"> <li>• Indigenous Monitoring Program up and running, will ramp up with receipt of permits</li> <li>• In the process of concluding 28.2 permits and resolving Pic Moberg ATR access issue</li> <li>• Actively working to resolve BZA</li> </ul>
<b>Stakeholder Relations</b>	<ul style="list-style-type: none"> <li>• Facebook Group created to provide more timely sharing of information</li> <li>• Approved at least one community investment application from 8 of 10 municipalities. Provided \$25,200 in funding this year.</li> </ul>

## LAND

Work Front	Current % Complete		Target Completion December 31, 2019		Notes
	Land - ROW	Land - Access	Land -ROW	Land - Access	
<b>Work Front 7</b>	63%	95%		Target Completion Dec 31	Subject to with acquisition with Barrick, Stillwater, Newmont.
<b>Work Front 8</b>	100%	96%	100%	96%	Pic Moberg ATR lands (access only)
<b>Work Front 1</b>	99%	100%	99%	100%	HONI Grant of Easement – end of year Expropriation – March 31, 2020 (1 parcel)
<b>Work Front 9</b>	100%	100%		100%	Complete subject to receipt of MNRF WP and LUPs
<b>Work Front 2</b>	94%	94%	94%	94%	Expropriation not anticipated until March 31, 2020 (3 parcels),
<b>Work Front 3</b>	95%	91%		Target Completion Dec 31	Nipigon Township – end of December MTO Excess – end of December
<b>Work Front 6</b>	89%	56%	94%	80%	MLT unpatented claims – April 2020 hearing , possession December 2020 Unpatented claim – end of year Mining leasehold – end of year Expropriation – March 31 2020 (1 parcels) MTO Aggregate Coldwell Site – end of year early January
<b>Work Front 4</b>	100%	100%		100%	Complete subject to receipt of MNRF WP and LUPs
<b>Work Front 5</b>	93%	81%	95%	81%	Outside of Pays Plat Reserve and ATR lands anticipate acquisition being complete by end of the year
<b>Work Front 11</b>	38%	70%	72%	78%	Outside of Michipicoten Reserve and ATR lands anticipate acquisition being complete by end of the year.
<b>Work Front 10</b>	66%	14%	98%	56%	Grant Lake Naveau – agreement signed MLT unpatented claims – April 2020 hearing , possession December 2020

1. Percentage of linear distance of route acquired in kilometers. Unencumbered Provincial Crown Land (Unpatented Land, Conservation Reserves, Parks) are assumed secured, but are still subject to receiving Provincial Government approvals.
2. Percentage of parcels with construction access requirements acquired. Construction access requirements on unencumbered Provincial Crown Land (Unpatented Land, Conservation Reserves, Parks) are subject to receiving Provincial Government approvals.

## UPCOMING ACTIVITIES



Work Front	Anticipated Approval
1	Nov 22
7	Nov 22
6	Dec 20
2	Dec 12
8	Dec 18
3	Jan 6
9	Dec 20
4	Jan 6
5	Dec 20
10	Dec 20
11	Dec 20

Next 30 Days – Upcoming Activities
Continuing to work towards obtaining MNRF permits
Obtaining Overall Benefits Permits for caribou and bats
Continuing clearing activities
Preparation for rate case filing with OEB

## FINANCIAL OPERATING INFORMATION

	Actuals Spent		Budget			Forecast Budget Variance		
	A Spent This Month \$	B Total Spent To Date \$	C Budget Per LTC Application	D=C-B Budget Remaining \$	E=D/C*1 Budget Remainin g	F Forecast Budget Change	G Forecast Budget Change	Reasons For Change
<b>Confidential - as of 11/30/2019</b>								
<b>Engineering &amp; Construction</b>	<b>11,990,263</b>	<b>87,536,952</b>	<b>572,761,388</b>	<b>485,224,436</b>	<b>85%</b>	<b>614,267,289</b>	<b>7%</b>	<b>Revised based on in-service date</b>
1 Engineering, Design and Procurement			19,342,245					
2 Materials and Equipment			89,408,231					
8 Site Clearing, Access			107,463,339					
9 Construction			356,547,573					
<b>Environmental &amp; Remediation Activities</b>	<b>1,622,879</b>	<b>9,965,716</b>	<b>26,929,260</b>	<b>16,963,544</b>	<b>63%</b>	<b>31,277,866</b>	<b>16%</b>	<b>Revised based on in-service date</b>
3 Environmental and Regulatory Approvals			13,030,561					
10 Site Remediation			13,898,699					
<b>Indigenous Activities</b>	<b>448,542</b>	<b>9,818,761</b>	<b>20,211,000</b>	<b>10,392,239</b>	<b>51%</b>	<b>23,653,555</b>	<b>17%</b>	<b>Revised based on in-service date</b>
5 Indigenous Economic Participation			7,000,000					
6 Indigenous Consultation			13,211,000					
4 Land Rights (excludes Aboriginal)	780,811	10,292,196	23,830,512	13,538,316	57%	23,830,512	0%	
7 Other Consultation	21,090	492,010	2,530,194	2,038,184	81%	2,530,194	0%	
11 Contingency	-	-	49,399,445	49,399,445	100%	102,382	-100%	
12 Regulatory	246,321	2,952,116	5,405,078	2,452,962	45%	5,405,078	0%	
13 EWT Management	45,978	3,433,841	4,900,644	1,466,803	30%	4,900,644	0%	Allocation of Contingency
<b>Total Project Spend</b>	<b>15,155,885</b>	<b>124,491,592</b>	<b>705,967,521</b>	<b>581,475,929</b>	<b>82%</b>	<b>705,967,521</b>	<b>0%</b>	
14 Interest During Construction (IDC)	350,179	5,294,548	31,003,000	25,708,452	83%	31,003,000	0%	
<b>Total Construction Costs</b> <sup>2,3</sup>	<b>15,506,063</b>	<b>129,786,140</b>	<b>736,970,521</b>	<b>607,184,381</b>	<b>82%</b>	<b>736,970,521</b>	<b>0%</b>	

1 IDC has not been reforecasted as interest rates will vary based on the OEB prescribed rates

2 On the record (EB-2017-0182)

3 Development Costs eligible for consideration as construction costs of \$5.3 MM not reflected in column B. (OEB Decision, December 20, 2018)



## EAST WEST TIE PARTNERSHIP ADVISORY COMMITTEE

### Monthly Report

**15 January 2020**

Prepared by:

**NEXXTBRIDGE**  
INFRASTRUCTURE

**Confidential and Proprietary Information**

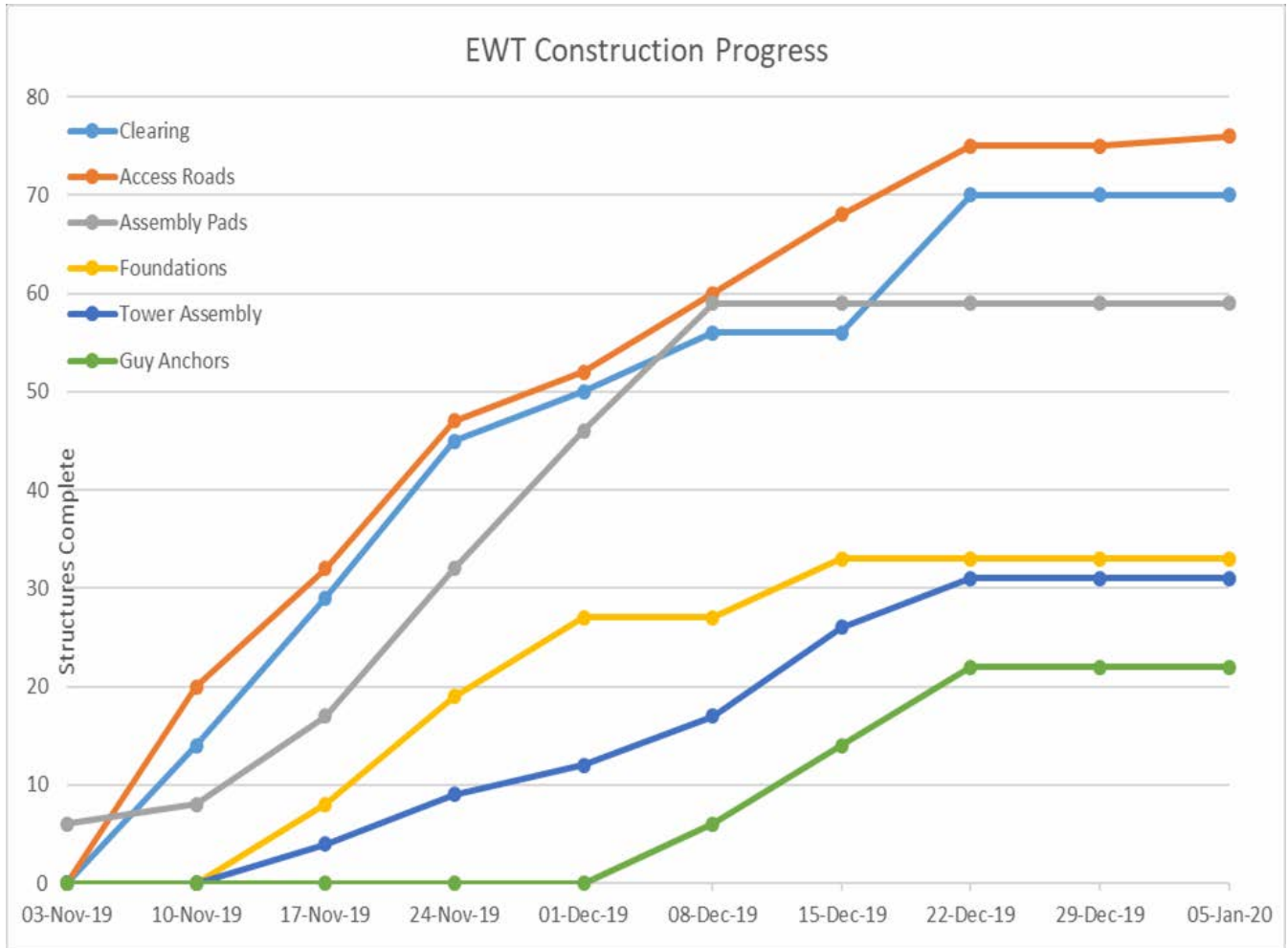
## MANAGEMENT SUMMARY OF OPERATIONS

Key Status	Summary
<b>Engineering &amp; Construction</b>	<ul style="list-style-type: none"> <li>• Determined final phasing with HONI</li> <li>• Nipigon and Marathon camps anticipated to be open by end of January</li> </ul> <p><b>Completion</b></p> <ul style="list-style-type: none"> <li>• 70 Structures cleared with roads built</li> <li>• 33 Foundations installed</li> <li>• 31 Structures assembled</li> </ul> <p><b>Procurement</b></p> <ul style="list-style-type: none"> <li>• 107 Towers delivered to site (100x GTL, 4x GTF)</li> <li>• 165 Reels of conductor</li> <li>• 32 Reels of overhead ground wires on site</li> </ul>
<b>Environment</b>	<ul style="list-style-type: none"> <li>• Ministry of Natural Resources and Forestry (MNR) and Ministry of Environment, Conservation and Parks (MECP) approvals have been received for work front (WF) 1, 2, 7 and 9, and partially for WF 6, and 8.</li> <li>• Awaiting permits for WF 3, 4, 5, 10, or 11.</li> <li>• MECP has issued the Overall Benefit Permit for Caribou and Bat Hibernacula and Letters of Authorization for Eastern Whip-poor-will and Species at Risk (SAR) Bat Maternity Roosts.</li> <li>• Department of Fisheries and Oceans (DFO) Letter of Approvals received for WFs 1 and 7. Project is awaiting approval for WFs 2 and 6. Remaining WF requests for review submissions are in preparation.</li> <li>• Initial Environmental Training completed; additional sessions ongoing as-needed</li> </ul>
<b>Stakeholder Relations</b>	<ul style="list-style-type: none"> <li>• All Detailed Project Plans (DPPs) posted to website</li> <li>• Project Facebook group has over 50 members</li> <li>• Construction notification signage has been designed and being produced by local company</li> <li>• Newspaper and radio ads address 45 day requirement for construction notification</li> </ul>

Key Status	Summary
<p><b>Indigenous</b></p>	<p><b>BZA</b></p> <ul style="list-style-type: none"> <li>• MNRF issued a letter to BZA and NextBridge on December 20 outlining issues that the community remained outstanding</li> <li>• BZA had until January 3 to add additional issues                             <ul style="list-style-type: none"> <li>- They issued a letter, but it did not add additional issues</li> </ul> </li> <li>• NextBridge filed a response</li> <li>• MNRF/BZA/NextBridge will meet in person on January 15/16 to determine if there are further issues</li> <li>• NextBridge hopes that permits for the remaining work fronts will be issued</li> </ul> <p><b>Bamkushwada</b></p> <ul style="list-style-type: none"> <li>• Amendment to the Implementation Agreement is awaiting signature</li> </ul>



## OVERALL WORK FRONT 1 COMPLETION



### Man Hour Reporting

Week Ending	12/1/19	12/7/19	12/15/19	12/29/19	Project Total
Valard	8983.3	10905	13122.2	760.2	116779.05
E. Corbiere	0	0	4894.5	4894.5	28855
Greenmantle	22	19	41	0	5446.25
Doubletstar	20.5	677.25	691.25	0	1389
LEG	703.8	661	556.25	757.25	4919.15
Stantec	0	0	57.25	0	5182.75

## LAND

Work Front	Land -ROW	Land - Access
Work Front 7	63%	95%
Work Front 8	100%	100%
Work Front 1	99%	100%
Work Front 9	100%	100%
Work Front 2	94%	94%
Work Front 3	95%	91%
Work Front 6	90%	72%
Work Front 4	100%	100%
Work Front 5	94%	81%
Work Front 11	73%	70%
Work Front 10	98%	80%

1. Percentage of linear distance of route acquired in kilometers. Unencumbered Provincial Crown Land (Unpatented Land, Conservation Reserves, Parks) are assumed secured, but are still subject to receiving Provincial Government approvals.
2. Percentage of parcels with construction access requirements acquired. Construction access requirements on unencumbered Provincial Crown Land (Unpatented Land, Conservation Reserves, Parks) are subject to receiving Provincial Government approvals.

## UPCOMING ACTIVITIES



Work Front	Approval
1	Nov 22
7	Nov 22
6	Dec 20
2	Dec 13
8	Dec 20
3	
9	Dec 20
4	
5	
10	
11	

Next 30 Days – Upcoming Activities
<ul style="list-style-type: none"> <li>Permits for remaining work fronts</li> <li>Permits approvals from MNRF for 3,4,5 - BZA</li> <li>Expediting mining claim expropriation</li> <li>Finalizing 28.2 with First Nations</li> <li>Construction ramp up</li> </ul>

## FINANCIAL OPERATING INFORMATION

Confidential - as of 12/31/2019	Actuals Spent		Budget			Forecast Budget Variance		
	A Spent This Month \$	B Total Spent To Date \$	C Budget Per LTC Application \$	D=C-B Budget Remaining \$	E=D/C*100 Budget Remaining %	F Forecast Budget Change \$	G Forecast Budget Change %	Reasons For Change
<b>Engineering &amp; Construction</b>	11,455,681	98,992,633	572,761,388	473,768,755	83%	41,505,901	-93%	Revised based on in-service date
1 Engineering, Design and Procurement			19,342,245					
2 Materials and Equipment			89,408,231					
8 Site Clearing, Access			107,463,339					
9 Construction			356,547,573					
<b>Environmental &amp; Remediation Activities</b>	894,974	10,860,690	26,929,260	16,068,570	60%	4,348,606	-84%	Revised based on in-service date
3 Environmental and Regulatory Approvals			13,030,561					
10 Site Remediation			13,898,699					
<b>Indigenous Activities</b>	516,479	10,335,240	20,211,000	9,875,760	49%	3,442,555	-83%	Revised based on in-service date
5 Indigenous Economic Participation			7,000,000					
6 Indigenous Consultation			13,211,000					
4 Land Rights (excludes Aboriginal)	467,510	10,759,706	23,830,512	13,070,806	55%	-	-100%	
7 Other Consultation	46,645	538,655	2,530,194	1,991,539	79%	-	-100%	
11 Contingency	-	-	49,399,445	49,399,445	100%	(49,297,062)	-200%	Allocation of Contingency
12 Regulatory	61,577	3,013,692	5,405,078	2,391,386	44%	-	-100%	
13 EWT Management	81,279	3,515,120	4,900,644	1,385,524	28%	-	-100%	
<b>Total Project Spend</b>	<b>13,524,143</b>	<b>138,015,735</b>	<b>705,967,521</b>	<b>567,951,786</b>	<b>80%</b>	<b>-</b>	<b>-100%</b>	
14 Interest During Construction (IDC) <sup>1</sup>	386,553	5,681,100	31,003,000	25,321,900	82%	-	-100%	
<b>Total Construction Costs<sup>2,3</sup></b>	<b>13,910,696</b>	<b>143,696,836</b>	<b>736,970,521</b>	<b>593,273,685</b>	<b>81%</b>	<b>-</b>	<b>-100%</b>	

1 IDC has not been reforecasted as interest rates will vary based on the OEB prescribed rates

2 On the record (EB-2017-0182)

3 Development Costs eligible for consideration as construction costs of \$5.3 MM not reflected in column B. (OEB Decision, December 20, 2018)

NextBridge Infrastructure is comprised  
of three established brands in the  
energy industry

# **East West Tie Partnership Advisory Committee Meeting**

Conference Call, January 23, 2020 10 am

1-877-385-4099 / 8758310#

# Agenda

---

- Review of minutes from last meeting
- Monthly Reports Review
- Partnership and Project Regulatory Matters
  - Other Regulatory Matters
- Project Approvals
  - Update on Work Front submissions and approvals
  - Update on Species at Risk submissions and approvals
- Any Other Business
  - BZA Update
- Next Steps

## Partnership and Project Regulatory Matters

# Other Regulatory Matters

---

- OEB report filed January 22 2020
- Rate case planning is underway
  - Met with OEB on January 13
  - NextBridge preparatory team meeting scheduled for February
  - Anticipated filing Q2 2020



## Project Approvals Update

# Update on Work Front submissions and approvals

WF	Detailed Project Plan (DPP) Submission Status	Permit Application Submission Status	Approval Status		
			DPP Effective Dates*	Land Use Permits	Work Permits
1	Submitted	Submitted	Waiting Period Over	Executed	Executed
7	Submitted	Submitted	Waiting Period Over	Executed	Executed
2	Submitted	Submitted	Waiting Period Over	Executed	Executed
6	Submitted	Submitted	Waiting Period Over	Executed	Executed
8	Submitted	Submitted	Waiting Period Over	Executed	Executed
3	Submitted	Submitted	Waiting Period Over	Awaiting Approval	Awaiting Approval
9	Submitted	Submitted	Waiting Period Over	Executed	Executed
4	Submitted	Submitted	Waiting Period Over	Awaiting Approval	Awaiting Approval
10	Submitted	Submitted	Waiting Period Over	Awaiting Approval	Awaiting Approval
5	Submitted	Submitted	Waiting Period Over	Awaiting Approval	Awaiting Approval
11	Submitted	Submitted	Waiting Period Over	Awaiting Approval	Awaiting Approval

\*DPPs have a 30-day review period after submission before they can be considered complete.

# Update on Species at Risk (SAR) submissions and approvals

- Received Overall Benefit Permit for Woodland Caribou and SAR Bat Hibernacula from the Ministry of the Environment, Conservation and Parks on December 24 2019.
- The Permit included 83 conditions requiring actions to avoid impact to SAR and mitigate for impacts to their habitat.
- The pre-construction conditions are being met and the post construction activities are in the process of being reviewed to understand the scope of the requirements.
- Received Federal Department of Fisheries letter of approval for fish for WF 1, 6 and 7 and are currently waiting review for WF 2
- Consulting with Canadian Wildlife Service between October to present; no permits anticipated.
- Environment and Climate Change Canada is currently reviewing our federal SAR permit.

## Another Other Business

# BZA Update

- The Ministry of Natural Resources and Forestry (MNRF) has been withholding permits for work fronts 3, 4, 5 based on pressure from BZA
- NextBridge has had several in person meetings with BZA, BZA's environmental consultants and MNRF to try and address BZA's comments on the permits
  - To date, BZA refuses to support the release of the permits
- BZA has recently informed NextBridge and the government that until NextBridge provides compensation to the community it will cease participating in the Duty to Consult
- The MNRF will make a determination on how to proceed

## Next Steps

# Future Meetings

---

- Quarterly meeting dates

April 23, 2020 – Teleconference

July 23, 2020 – in person, Thunder Bay

Meeting date Jan 23, 2019

Meeting Location: By conference call

Subject: Quarterly Meeting of East-West Tie

Written by: Chris Lupaschuk

Partnership Advisory Committee (PAC)

<b>PRESENT:</b>	
Jennifer Tidmarsh	NextEra Energy Canada
Matt Gottschling	OMERS
Sharon Ostberg	Biigtigong Nishnaabeg
Sean Ruth	Red Rock Indian Band
Marlon Gasparotto (for Chief Tangie)	Michipicoten First Nation
Phil Pelletier	Fort William First Nation
Chief David Musquash	Pays Plat First Nation
John Kim Bell (for Chief Tangie)	Michipicoten First Nation
Chris Lupaschuk	NextEra Energy Canada
<b>REGRETS:</b>	
Pat Miller	Pic Moberg First Nation
Isabel Mathieson	NextEra Energy Canada
Chief Tangie	Michipicoten First Nation
Matt Jackson	Enbridge Pipelines Inc.



**Action Item**

ITEM	ITEM DESCRIPTION	ACTION
1.	The meeting commenced @ 10:03 am	
2.	<p><b>Agenda</b></p> <ul style="list-style-type: none"> <li>• Review of Minutes from Last Meeting</li> <li>• Monthly Reports Review</li> <li>• Partnership and Project Regulatory Matters                             <ul style="list-style-type: none"> <li>○ Project Cost Update</li> <li>○ Regulatory Matters</li> </ul> </li> <li>• Project Approvals                             <ul style="list-style-type: none"> <li>○ Update on Work Front submissions and approvals</li> <li>○ Update on Species at Risk submissions and approvals</li> </ul> </li> <li>• Construction Update</li> <li>• BZA Update</li> <li>• Other Business</li> <li>• Next Steps</li> </ul>	
3.	<p><b>Monthly Report Review</b></p> <ul style="list-style-type: none"> <li>• What type of Towers are planned to be used on the Pays Plat lands?                             <ul style="list-style-type: none"> <li>○ The NextBridge easement area straddles an aggregate pit and the guyed wires could impact the utilization of the aggregate pit on the North and West sides if guyed towers are being used.</li> <li>○ The guyed wires would be expected to be contained within the boundaries of the easement area.</li> <li>○ NextBridge will request the tower type data from the Engineering and Construction Team and forward this information to Chief David Musquash through separate correspondence.</li> </ul> </li> <li>• Reviewed Project Cost Table.</li> <li>• Project Cost Update Table can be found in Appendix 1.</li> </ul>	<p><b>Addressed on January 27, 2020</b></p>

ITEM	ITEM DESCRIPTION	ACTION
<p><b>4.</b></p>	<p><b>Partnership and Project Regulatory Matters</b></p> <ul style="list-style-type: none"> <li>• Ontario Energy Board (OEB) Quarterly Report filed January 22, 2020.           <ul style="list-style-type: none"> <li>○ The Report is posted publicly.</li> </ul> </li> <li>• Rate case planning is underway.           <ul style="list-style-type: none"> <li>○ Met with OEB on January 13.</li> <li>○ NextBridge preparatory team meeting scheduled for February.</li> <li>○ Approach is intended to provide the OEB with sufficient time to approve the Rate Case and to assist BLP with their financing process.</li> <li>○ Cost disallowance is a key issue that requires mitigation.               <ul style="list-style-type: none"> <li>▪ Bruce to Milton Project was brought up as an example where the OEB disallowed a number of Indigenous costs.</li> <li>▪ The cost of resulting overruns would be incurred by the partners.</li> </ul> </li> <li>○ Does the East-West Tie Project have a “go/no-go” value?               <ul style="list-style-type: none"> <li>▪ No, NextBridge is bound to bring the Project into service.</li> <li>▪ However, NextBridge also needs to ensure that the Project does not lose money.</li> <li>▪ Legislation does not allow NextBridge to walk away from the Project.</li> </ul> </li> <li>○ Can NextBridge sell the Project in its’ current state?               <ul style="list-style-type: none"> <li>▪ In order for a sale to be contemplated, the Project must be operational.</li> <li>▪ NextBridge does not intend to sell the Project.</li> </ul> </li> <li>○ The Rate Case is anticipated to be filed in Q2 2020.               <ul style="list-style-type: none"> <li>▪ The experience of constructing Project through one winter period is a crucial factor in building and defending the Rate Case at this point in time</li> <li>▪ NextBridge is also allowing a reasonable timing runway in the event costs change.</li> </ul> </li> </ul> </li> </ul>	
<p><b>5.</b></p>	<p><b>Project Approvals Update</b></p> <ul style="list-style-type: none"> <li>• The Updated Work Front Submissions and Approvals Table was reviewed.           <ul style="list-style-type: none"> <li>○ Work front (WF) 11 travels through Michipicoten First Nation.</li> <li>○ WF 5 Travels through Pays Plat First Nation.</li> <li>○ BZA is claiming traditional rights on WFs 1 through 6.               <ul style="list-style-type: none"> <li>▪ BZA requested that the MNRF do not issue permits on WFs 3, 4 and 5 citing lack of consultation.</li> <li>▪ NextBridge has been consulting and engaging with BZA since 2013 and continues to meet with them.</li> <li>▪ In addition to numerous phone calls and email conversations, NextBridge has met with BZA representatives and community members in-person on four occasions since November 2019.</li> </ul> </li> </ul> </li> <li>• The Updated Work Front Submissions and Approvals Table can be found in Appendix 2.</li> </ul>	

ITEM	ITEM DESCRIPTION	ACTION
6.	<p><b>Update on Species at Risk (SAR) submissions and approvals</b></p> <ul style="list-style-type: none"> <li>• Received Overall Benefit Permit for Woodland Caribou and SAR Bat Hibernacula from the Ministry of the Environment, Conservation and Parks on December 24 2019.</li> <li>• The Permit included 83 conditions requiring actions to avoid impact to SAR and mitigate for impacts to their habitat.</li> <li>○ The pre-construction conditions are being met and the post construction activities are in the process of being reviewed to understand the scope of the requirements.             <ul style="list-style-type: none"> <li>○ One of the conditions is to submit a Caribou Transfer Strategy to the MECP.</li> <li>○ The strategy is due in December 2020 and NextBridge will be engaging and consulting with communities on it.</li> </ul> </li> <li>• Received Federal Department of Fisheries letter of approval for fish for WF 1, 6 and 7 and are currently awaiting review for WF 2.</li> <li>• Consulting with Canadian Wildlife Service between October to present.             <ul style="list-style-type: none"> <li>○ No permits anticipated.</li> </ul> </li> <li>• Environment and Climate Change Canada is currently reviewing our federal SAR permit.</li> </ul>	
7.	<p><b>Construction Update</b></p> <ul style="list-style-type: none"> <li>• The EWT Construction Progress Chart and Summary Tables for Incidents, Man Hour Reporting, and Project Man Hours were reviewed.</li> <li>• A meeting attendee asked if property damage has taken place on private property.             <ul style="list-style-type: none"> <li>○ No property damage has taken place on private property.</li> </ul> </li> <li>• The EWT Construction Progress Chart can be found in Appendix 3.</li> <li>• Summary Tables for Incidents, Man Hour Reporting, and Project Man Hours can be found in Appendix 4.</li> </ul>	

ITEM	ITEM DESCRIPTION	ACTION
8.	<p><b>BZA Update</b></p> <ul style="list-style-type: none"> <li>• The Ministry of Natural Resources and Forestry (MNRF) has been withholding permits for work fronts 3, 4, 5 based on pressure from BZA.</li> <li>• BZA filed a judicial review in February 2019.</li> <li>• NextBridge has had several in-person meetings with BZA, BZA’s environmental consultants and MNRF to try and address BZA’s comments on the permits.           <ul style="list-style-type: none"> <li>○ To date, BZA refuses to support the release of the issuance of the remainder of the permits.</li> </ul> </li> <li>• BZA has requested monetary compensation to represent economic benefit.</li> <li>• BZA has recently informed NextBridge and the government that until NextBridge provides compensation to the community, it will cease participating in the Duty to Consult.</li> <li>• It is expected that the MNRF will make a determination on how to proceed in the coming days.</li> <li>• A meeting attendee asked if BZA stepped away from engagement and consultation activities after being involved early in the project.           <ul style="list-style-type: none"> <li>○ NextBridge has been engaging and consulting with BZA since 2013.</li> <li>○ Their early feedback was incorporated into the Project planning.</li> <li>○ Through later discussions it was agreed (with former Chief and community leadership) that they were too far from the line to continue with their involvement in the Project, other than the regularly distributed Project notifications and other offerings that were offered to the identified 18 communities.</li> <li>○ Since those discussions, the Chief and leadership have changed and so has their stance on involvement and perceived potential impacts.</li> </ul> </li> <li>• A meeting attendee asked why BZA did not put a hold on the entire Project (from Batchewana Bay to Red Lake) based on their large territory assertions?           <ul style="list-style-type: none"> <li>○ NextBridge was informed that WFs 1-6 involved their traditional territory assertions.</li> <li>○ BZA allowed for permits to be released for WFs 1,2,6, but not 3,4 and 5.               <ul style="list-style-type: none"> <li>○ Project schedule is jeopardized.</li> </ul> </li> </ul> </li> <li>• MNRF is becoming cognizant that BZA has not brought forward exact issues based on a meeting with government representatives and BZA last week.</li> <li>• NextBridge may need to request a letter of support from members of BLP to provide to the government to help assist them in making their decision.</li> <li>• If a favorable response is not received from the MNRF by mid-next week, Sharon will organize the creation of a support letter with Chief Collins.</li> </ul>	

ITEM	ITEM DESCRIPTION	ACTION
9.	<p><b>Other Business</b></p> <ul style="list-style-type: none"> <li>• RFP was released for Operations and Maintenance Services on Friday, January 17<sup>th</sup>, 2020.               <ul style="list-style-type: none"> <li>○ Specific clauses were added to ensure that Reserve Land crossings had economic participation with the host First Nations.</li> </ul> </li> <li>• One attendee mentioned that he received a call from a local Indigenous contractor in the Michipicoten area, Alfred Chapman, regarding the creation of a road.               <ul style="list-style-type: none"> <li>○ Valard is planning to create a road, and Alfred Chapman would like to work with Valard on this portion of the Project.</li> </ul> </li> <li>• Members of the meeting expressed their frustration with conclusion of agreements with Valard and Supercom for local Indigenous contractors.               <ul style="list-style-type: none"> <li>○ Supercom raised concerns to Valard in a letter, but the result(s) are not known to this group.</li> </ul> </li> <li>• Representatives from Pays Plat First Nation and Michipicoten First Nation requested that contractors from their communities need to be involved in future works.               <ul style="list-style-type: none"> <li>○ The road work being proposed by Valard in the Michipicoten area should be brought up with Supercom.</li> <li>○ Jennifer Tidmarsh will reach out to Chief Musquash to confirm the RFP distribution to the Pays Plat community.</li> </ul> </li> <li>• Members of the meeting brought up the participation of Supercom in the O&amp;M RFP, which is a new mandate.               <ul style="list-style-type: none"> <li>○ Attendees of the meeting were not favorable of Supercom expanding from their original mandate.</li> <li>○ There is concern that if Supercom is re-investing their income, then the money required to be available to the communities may not be available.</li> </ul> </li> <li>• Supercom is due for an AGM soon.               <ul style="list-style-type: none"> <li>○ Meeting with the community reps and Chiefs is expected to be held soon, and frustrations from some communities will be brought up at that time.</li> </ul> </li> <li>• Supercom community reps need to reach out to their Chiefs and arrange a meeting with Supercom.</li> <li>• Breakdown of relationship between BLP and Supercom (arms-length) provided by Jennifer Tidmarsh.               <ul style="list-style-type: none"> <li>○ Transparency appears to be lacking.</li> <li>○ Breakdown seems to be happening between the Supercom reps and BLP.</li> </ul> </li> <li>• An extension for the submission date of the O&amp;M RFP responses was requested by a potential bidder.               <ul style="list-style-type: none"> <li>○ NextBridge is evaluating this request and will respond to all RFP recipients by January 30, 2020.</li> </ul> </li> <li>• An attendee of the meeting asked if NextBridge should have informed the PAC group that the O&amp;M RFP was being released.               <ul style="list-style-type: none"> <li>○ The PAC meeting is not the correct forum for this type of information.</li> </ul> </li> </ul>	<p style="text-align: center;"><b>Addressed on January 27, 2020</b></p> <p style="text-align: center;"><b>ACTION ITEM</b></p>



**Appendix 1**  
 Project Cost Update Table

Cost Categories for NextBridge's Construction Costs Reporting	Actuals Spent		Budget			Forecast Budget Variance			
	A Spent This Reporting Period \$	B Total Spent To Date \$	C Budget Per LTC Application \$	D=C-B Budget Remaining	E=D/C*100 Budget Remaining %	F Forecast Budget Change \$	G Forecast Budget Change %	H Revised Total Budget	Reasons For Change
<b>Engineering &amp; Construction</b>	<b>23,967,393</b>	<b>98,992,633</b>	<b>572,761,388</b>	<b>473,768,755</b>	<b>83%</b>	<b>41,505,901</b>	<b>7%</b>	<b>614,267,289</b>	Revised based on in-service date
1 Engineering, Design and Procurement	2,043,625	7,234,610	19,342,245	12,107,635	63%	(10,808,892)	-56%	8,533,353	
2 Materials and Equipment	6,874,302	11,242,010	89,408,231	78,166,221	87%	(22,538,717)	-25%	66,869,514	
8 Site Clearing, Access	(13,828,058)	8,451,503	107,463,339	99,011,836	92%	33,828,145	31%	141,291,484	
9 Construction	28,877,524	72,064,511	356,547,573	284,483,062	80%	41,025,365	12%	397,572,938	
<b>Environmental &amp; Remediation Activities</b>	<b>2,238,277</b>	<b>10,860,690</b>	<b>26,929,260</b>	<b>16,068,570</b>	<b>60%</b>	<b>4,348,606</b>	<b>16%</b>	<b>31,277,866</b>	Revised based on in-service date
3 Environmental and Regulatory Approvals	2,238,277	10,860,690	13,030,561	2,169,871	17%	5,894,505	45%	18,925,066	
10 Site Remediation	-	-	13,898,699	13,898,699	100%	(1,545,899)	-11%	12,352,800	
<b>Indigenous Activities</b>	<b>1,594,089</b>	<b>10,335,240</b>	<b>20,211,000</b>	<b>9,875,760</b>	<b>49%</b>	<b>3,442,555</b>	<b>17%</b>	<b>23,653,555</b>	Revised based on in-service date
5 Indigenous Economic Participation	469,237	4,744,344	7,000,000	2,255,656	32%	2,730,362	39%	9,730,362	
6 Indigenous Consultation	1,124,852	5,590,896	13,211,000	7,620,104	58%	712,193	5%	13,923,193	
4 Land Rights (excludes Aboriginal)	2,104,329	10,759,706	23,830,512	13,070,806	55%	-	0%	23,830,512	
7 Other Consultation	81,700	538,655	2,530,194	1,991,539	79%	-	0%	2,530,194	
11 Contingency	-	-	49,399,445	49,399,445	100%	(49,297,062)	-100%	102,383	Allocation of Contingency
12 Regulatory	298,670	3,013,692	5,405,078	2,391,386	44%	-	0%	5,405,078	
13 EWT Management	255,167	3,515,120	4,900,644	1,385,524	28%	-	0%	4,900,644	
<b>Total Project Spend</b>	<b>30,539,626</b>	<b>138,015,735</b>	<b>705,967,521</b>	<b>567,951,786</b>	<b>80%</b>	<b>49,297,062</b>	<b>7%</b>	<b>705,967,521</b>	
14 Interest During Construction (IDC) <sup>1</sup>	1,082,447	5,681,100	31,003,000	25,321,900	82%	-	0%	31,003,000	
<b>Total Construction Costs<sup>2,3</sup></b>	<b>31,622,073</b>	<b>143,696,836</b>	<b>736,970,521</b>	<b>593,273,685</b>	<b>81%</b>	<b>49,297,062</b>	<b>7%</b>	<b>736,970,521</b>	

1 IDC has not been reforecasted as interest rates will vary based on the OEB prescribed rates

2 On the record (EB-2017-0182)

3 Development Costs eligible for consideration as construction costs of \$5.3 MM not reflected in column B. (OEB Decision, December 20, 2018)

**Appendix 2**

Update on Work Front Submissions and Approvals Table

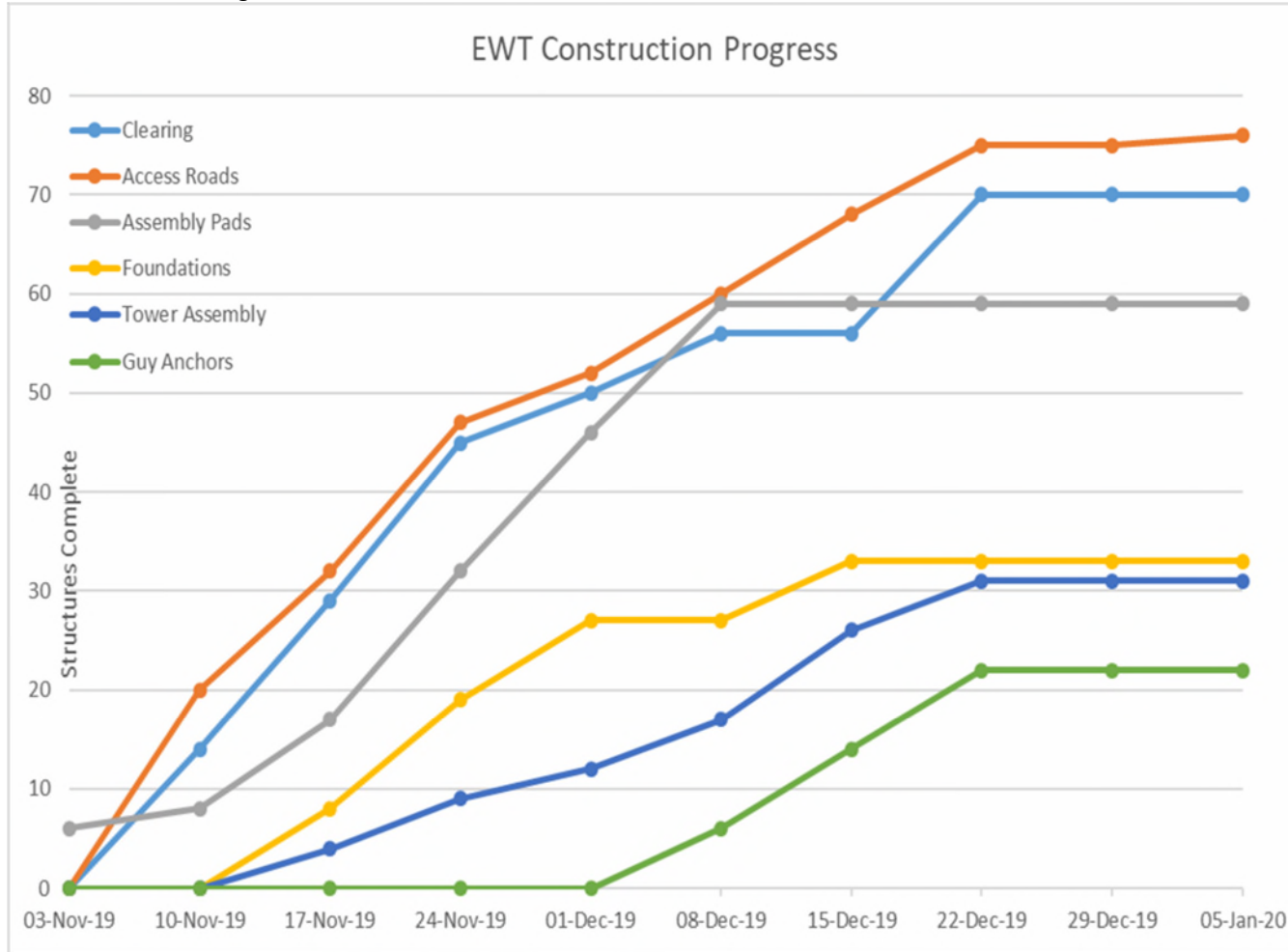
\*DPPs have a 30-day review period after submission before they can be considered complete.

WF	Detailed Project Plan (DPP) Submission Status	Permit Application Submission Status	Approval Status		
			DPP Effective Dates*	Land Use Permits	Work Permits
1	Submitted	Submitted	Waiting Period Over	Executed	Executed
7	Submitted	Submitted	Waiting Period Over	Executed	Executed
2	Submitted	Submitted	Waiting Period Over	Executed	Executed
6	Submitted	Submitted	Waiting Period Over	Executed	Executed
8	Submitted	Submitted	Waiting Period Over	Executed	Executed
3	Submitted	Submitted	Waiting Period Over	Awaiting Approval	Awaiting Approval
9	Submitted	Submitted	Waiting Period Over	Executed	Executed
4	Submitted	Submitted	Waiting Period Over	Awaiting Approval	Awaiting Approval
10	Submitted	Submitted	Waiting Period Over	Awaiting Approval	Awaiting Approval
5	Submitted	Submitted	Waiting Period Over	Awaiting Approval	Awaiting Approval
11	Submitted	Submitted	Waiting Period Over	Awaiting Approval	Awaiting Approval



**Appendix 3**

EWT Construction Progress



**Appendix 4**

Update on Work Front Submissions and Approvals Table

Incidents

Month	October	November	December	Total
Near Misses	2	1	2	5
Medical Aid	0	0	0	0
Med Aid w/ Mod	0	2	0	2
First Aids	0	1	0	1
Theft/Security	2	0	0	2
Lost Time	0	0	0	0
Property Damage	0	1	1	2
Vehicle Damage	0	1	0	1
Other	0	1	0	1

Man Hour Reporting

Week Ending	12/1/19	12/7/19	12/15/19	12/29/19	Project Total
Valard	8983.3	10905	13122.2	760.2	116779.05
E. Corbiere	0	0	4894.5	4894.5	28855
Greenmantle	22	19	41	0	5446.25
Doubletstar	20.5	677.25	691.25	0	1389
LEG	703.8	661	556.25	757.25	4919.15
Stantec	0	0	57.25	0	5182.75

Project Man Hours

Month	October	November	December	Total
Total	11636.75	34456.67	48328.6	187828.7



## EAST WEST TIE PARTNERSHIP ADVISORY COMMITTEE

### Monthly Report

**15 February 2020**

Prepared by:

**NEXXTBRIDGE**  
INFRASTRUCTURE

**Confidential and Proprietary Information**

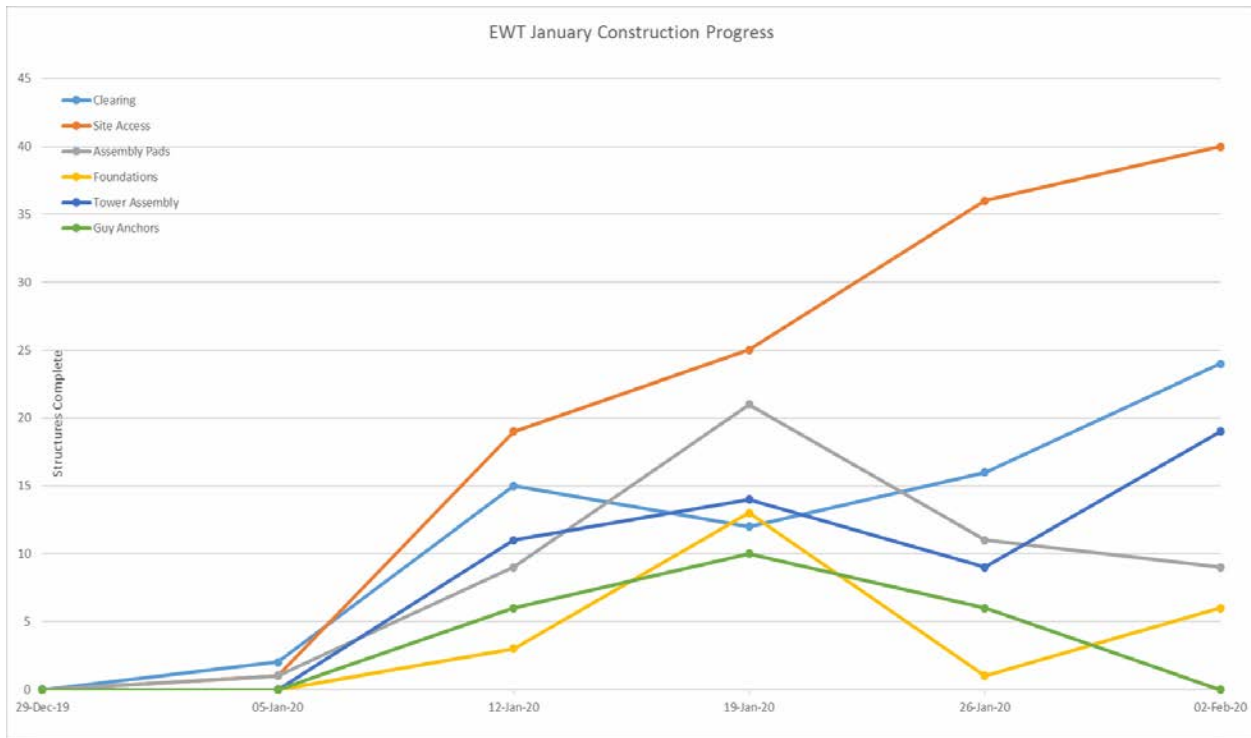
## MANAGEMENT SUMMARY OF OPERATIONS

Key Status	Summary
<b>Engineering &amp; Construction</b>	<ul style="list-style-type: none"> <li>• Work Fronts (WF) 1,2, 6, 7, and 8 are currently under construction</li> <li>• 100 workers now in residence at Nipigon camp</li> <li>• Marathon camp office, recreation area &amp; third dormitory being assembled</li> </ul> <p><b>Completion</b></p> <ul style="list-style-type: none"> <li>• 206 Structures cleared with roads built</li> <li>• 65 Foundations installed</li> <li>• 103 Structures assembled</li> </ul> <p><b>Procurement</b></p> <ul style="list-style-type: none"> <li>• 127 Towers delivered to site</li> <li>• 165 Reels of conductor</li> <li>• 32 Reels of OHGW on site</li> <li>• 25 Reels of OPGW on site</li> </ul>
<b>Environment</b>	<ul style="list-style-type: none"> <li>• Ministry of Natural Resources and Forestry (MNRF) and Ministry of Environment and Parks (MECP) approvals have been received for WF 1, 2, 5, 6, 7, 8 and 9, and partially for WF 10. We have not received permits for WF 3, 4, 11</li> <li>• Department of Fisheries and Oceans (DFO) Letters of Approval have been received for WFs 1, 2, 6, 7, 8. Project is awaiting approval for WF 9. Remaining WF requests for review submissions are in preparation</li> <li>• Navigable Waters Authorizations have been submitted</li> </ul>

Key Status	Summary
<b>Stakeholder Relations</b>	<ul style="list-style-type: none"> <li>• 2020 community investment program is underway. One application received to date</li> <li>• Working with Provincial and local snowmobile clubs to accommodate trail use during construction between Marathon and White River</li> <li>• NextBridge (NBI) branded construction awareness signs for parks were produced and began being deployed the week of February 10</li> <li>• Burn Notice published in local newspapers and posted on Facebook Group page and project website</li> <li>• Facebook Group for the project continues to grow with 58 members as of February 11. The Group was created to provide more timely sharing of information, including employment and contracting opportunities and construction schedule updates</li> </ul>
<b>Regulatory</b>	<ul style="list-style-type: none"> <li>• Ontario Energy Board (OEB) issued a Vary Order on January 30, 2020 to its original September 12, 2019 approval to update land descriptions and remove 8/12 parcels for which NBI reached settlement with landowners. NBI will gain possession of remaining 4 parcels in mid-March</li> <li>• Settled with one of three outstanding mining claim holders through mediation. Hearings set for May 2020 for the other two claim holders</li> </ul>

Key Status	Summary
<p><b>Indigenous</b></p>	<ul style="list-style-type: none"> <li>• Indigenous Monitoring Program up and running, ramping up with each new WF mobilizing – 11 individuals representing 7 communities</li> <li>• 28.2 Permit Negotiations are still not concluded with Michipicoten, Pic Mobert or Pays Plat</li> <li>• Construction in Pic Mobert traditional territory has been halted at the request of the community after identification of the potential for traditional values. NextBridge has pulled out construction crews and are awaiting support for the community to begin again.</li> </ul> <p><b>BZA</b></p> <ul style="list-style-type: none"> <li>• A letter was sent by the MNRF on January 31 informing BZA that permits were going to be released for Work Fronts 3, 4, 5</li> <li>• The community has been in discussions with government lawyers and are asking them for a settlement to drop the Judicial Review. The government is not considering this option</li> <li>• NBI will file its affidavit week of Feb 17 in the Judicial Review</li> </ul>

## OVERALL MONTHLY COMPLETION PROGRESS



### Man Hour Reporting

Week Ending	1/4/20	1/11/20	1/18/20	1/25/20	2/1/20
Valard	3440.45	17359.15	18458.3	17220.55	17256
E. Corbiere	-	5980.5	5353	5450	5182
Greenmantle	-	-	30	25	31
Doublestar	-	2561	367	1146	0
LEG	-	768	1655	1333	632
Stantec	-	-	27	-	-

### Camp, Laydown, & Office Construction

Camp	Ready for Occupancy	Decommission
Nipigon	In Use	December 31, 2021
Marathon	February 15th, 2020	December 31, 2021
White River	March 1st, 2020	December 31, 2021
Wawa	July 15th, 2020	December 31, 2021

**LAND**

Work Front	Land -ROW	Land - Access
Work Front 7	63%	95%
Work Front 8	100%	100%
Work Front 1	99%	100%
Work Front 9	100%	100%
Work Front 2	94%	94%
Work Front 3	95%	91%
Work Front 6	90%	72%
Work Front 4	100%	100%
Work Front 5	94%	81%
Work Front 11	73%	70%
Work Front 10	98%	80%



## UPCOMING ACTIVITIES



Work Front	Approval
1	22-Nov
7	22-Nov
6	20-Dec
2	13-Dec
8	20-Dec
3	31-Jan
9	20-Dec
4	31-Jan
5	31-Jan
10	
11	

### Next 30 Days – Upcoming Activities

- Permits for rest of work fronts – 10,11
- Expediting mining claim expropriation
- Finalizing 28.2 with First Nations
- Signing HONI Connection and Cost Recovery Agreement
- Signing mining lease hold agreements

## FINANCIAL OPERATING INFORMATION

Confidential - as of 1/31/2020	Actuals Spent		Budget			Forecast Budget Variance		
	A Spent This Month \$	B Total Spent To Date \$	C Budget Per LTC Application \$	D=C-B Budget Remaining \$	E=D/C*100 Budget Remaining %	F Forecast Budget Change \$	G Forecast Budget Change %	Reasons For Change
<b>Engineering &amp; Construction</b>	19,176,815	118,169,448	572,761,388	454,591,940	79%	614,267,289	7%	Revised based on in-service date
1 Engineering, Design and Procurement			19,342,245					
2 Materials and Equipment			89,408,231					
8 Site Clearing, Access			107,463,339					
9 Construction			356,547,573					
<b>Environmental &amp; Remediation Activities</b>	316,608	11,177,298	26,929,260	15,751,962	58%	31,277,866	16%	Revised based on in-service date
3 Environmental and Regulatory Approvals			13,030,561					
10 Site Remediation			13,898,699					
<b>Indigenous Activities</b>	519,899	10,855,138	20,211,000	9,355,862	46%	23,653,555	17%	Revised based on in-service date
5 Indigenous Economic Participation			7,000,000					
6 Indigenous Consultation			13,211,000					
4 Land Rights (excludes Aboriginal)	391,954	11,151,660	23,830,512	12,678,852	53%	23,830,512	0%	
7 Other Consultation	286,342	824,997	2,530,194	1,705,197	67%	2,530,194	0%	
11 Contingency	-	-	49,399,445	49,399,445	100%	102,383	-100%	Allocation of Contingency
12 Regulatory	(140,758)	2,872,934	5,405,078	2,532,144	47%	5,405,078	0%	
13 EWT Management	(139,369)	3,375,751	4,900,644	1,524,893	31%	4,900,644	0%	
<b>Total Project Spend</b>	20,411,491	158,427,227	705,967,521	547,540,294	78%	705,967,521	0%	
14 Interest During Construction (IDC) <sup>1</sup>	419,011	6,100,111	31,003,000	24,902,889	80%	31,003,000	0%	
<b>Total Construction Costs<sup>2,3</sup></b>	20,830,502	164,527,337	736,970,521	572,443,184	78%	736,970,521	0%	

1 IDC has not been reforecasted as interest rates will vary based on the OEB prescribed rates

2 On the record (EB-2017-0182)

3 Development Costs eligible for consideration as construction costs of \$5.3 MM not reflected in column B. (OEB Decision, December 20, 2018)



## EAST WEST TIE PARTNERSHIP ADVISORY COMMITTEE

### Monthly Report

**15 March 2020**

Prepared by:

**NEXXTBRIDGE**  
INFRASTRUCTURE

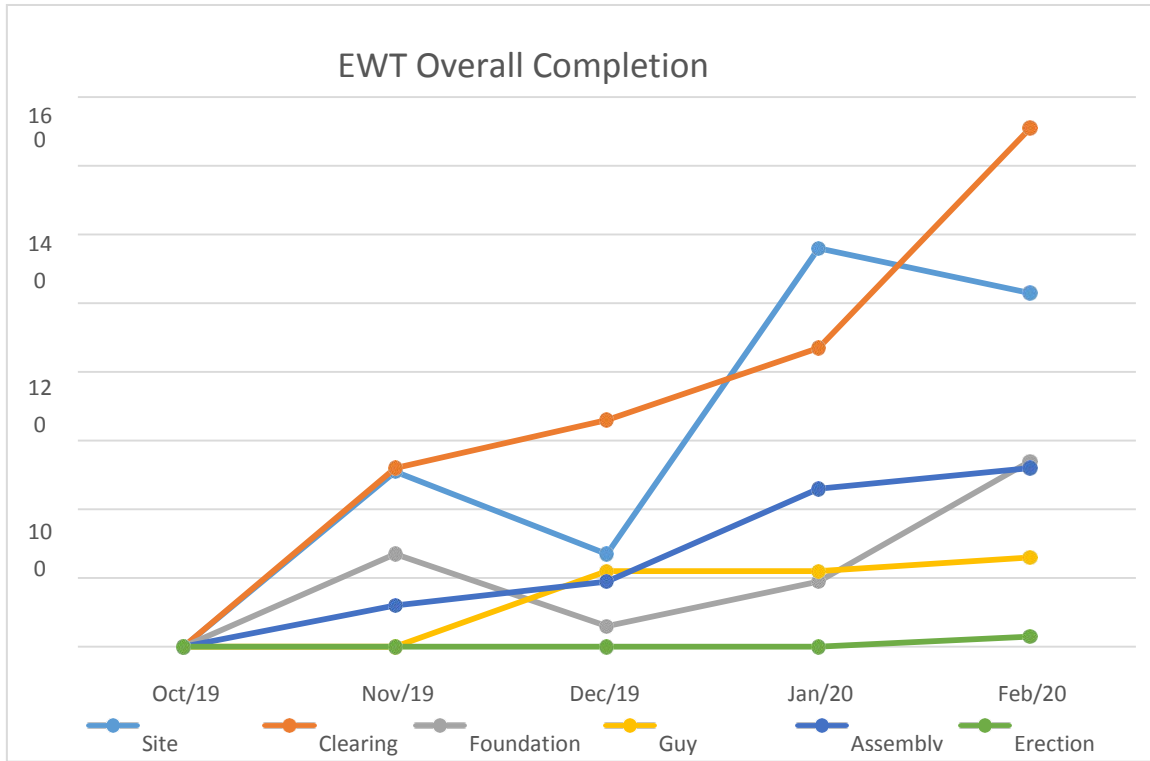
**Confidential and Proprietary Information**

## MANAGEMENT SUMMARY OF OPERATIONS

Key Status	Summary
<b>Engineering &amp; Construction</b>	<ul style="list-style-type: none"> <li>• Work fronts (WF) 1,2, 3, 6, 7, 8, and 9 are currently under construction.</li> </ul> <p><b>Completion</b></p> <ul style="list-style-type: none"> <li>• 385 Structures cleared with winter and all season roads built</li> <li>• 121 Foundations installed</li> <li>• 156 Structures assembled</li> <li>• 11 Structures erected</li> </ul> <p><b>Procurement</b></p> <ul style="list-style-type: none"> <li>• 292 Towers delivered to site</li> <li>• 165 Reels of conductor</li> <li>• 32 Reels of OHGW on site</li> <li>• 25 Reels of OPGW on site</li> </ul>
<b>Environment</b>	<ul style="list-style-type: none"> <li>• Ministry of Natural Resources &amp; Forestry (MNR) and Ministry of the Environment, Conservation &amp; Parks (MECP) approvals have been received for WF 1, 2, 5, 6, 7, 8 and 9, and partially for WF 10.</li> <li>• Awaiting permits for WF 3, 4, 11</li> </ul>
<b>Operations</b>	<ul style="list-style-type: none"> <li>• RFP responses for operations support have been received and analysis is taking place</li> <li>• Operations Manager has been identified</li> </ul>

Key Status	Summary
<p><b>Stakeholder Relations</b></p>	<ul style="list-style-type: none"> <li>• Facebook Group for the project continues to grow with 75 members</li> <li>• Continue to share up to date project information including employment and contracting opportunities, project notifications (such as burn notices), and construction schedule updates, via social media.</li> <li>• Engaging with Township of Nipigon to assist Lands with resolution of Rendezvous Cross Country Ski Club trail impacts.</li> <li>• Responding to letter to the editor critical of the Project’s burning of some cut wood on the right of way.</li> </ul>
<p><b>Regulatory</b></p>	<ul style="list-style-type: none"> <li>• As required by the <i>Expropriations Act</i>, offers of compensation were sent out to the expropriation landowners on March 6. NextBridge will gain possession of the expropriation parcels in mid-March.</li> </ul>
<p><b>Indigenous</b></p>	<ul style="list-style-type: none"> <li>• Indigenous Monitoring Program up and running with 11 individuals representing 7 communities.</li> <li>• Working to improve technology and sharing systems to promote more Program efficiency and transparency</li> <li>• Working with the community and Supercom to advance the hiring and deployment of the community- appointed Indigenous Facilitator</li> </ul>

## OVERALL MONTHLY COMPLETION PROGRESS



### Man Hour Reporting

Week Ending	2/1/20	2/8/20	2/15/20	2/22/20	2/29/20	Project Total
Valard	17256	21458.3	23170.3	19599.55	20000	274,741.65
Valard Quebec	0	0	0	0	1771	1771
E. Corbiere	5182	5924	6042	6039	5471	74,296.5
Greenmantle	31	0	23	27	96	5,722.75
Doublestar	0	1249.75	1446.25	512.3	1239.2	8,910.5
LEG	632	853	1183	860	1534	13,737.15
Tulloch	0	0	30	0	55	334

### Project Total Man Hours

Month	Oct/1	Nov/1	Dec/19	Jan/2	Feb/2	Total
Total	11636.75	34456.6	48328.6	110655.	131908.8	281573.

### Environmental Man Hours

Environmental Monitors	Oct/19	Nov/19	Dec/19	Jan/20	Feb/20	Total
DST	893.5	1375.4	1163.5	1078	1682	6192.4
Atwell	598	672.75	1052	1419	1448	5189.75
Indigenous	344	472	392	456	984	2648

## Camp, Laydown, & Office Construction

Both the Nipigon and Marathon camps are now in full operation. Additional dormitories are being setup in Marathon as well as facilities for NextBridge management. Over 300 employees reside in these camps during the week.

Camp	Ready for Occupancy	Decommission
Nipigon	In Use	December 31 2021
Marathon	In Use	December 31 2021
White River	May 1 2020	December 31 2021
Wawa	July 15 2020	December 31 2021

First tower erected February 29 2020



LAND

Work Front	Land -ROW	Land - Access
Work Front 7	79%	95%
Work Front 8	100%	100%
Work Front 1	99%	100%
Work Front 9	100%	100%
Work Front 2	94%	94%
Work Front 3	95%	91%
Work Front 6	94%	78%
Work Front 4	100%	100%
Work Front 5	94%	100%
Work Front 11	73%	85%
Work Front 10	98%	80%



**UPCOMING ACTIVITIES**



Work Front	Approval
1	22-Nov
7	22-Nov
6	20-Dec
2	13-Dec
8	20-Dec
3	31-Jan
9	20-Dec
4	31-Jan
5	31-Jan
10	
11	

**Next 30 Days – Upcoming Activities**

- Permits for rest of work fronts – 10,11
- Expediting mining claim expropriation
- Finalizing 28.2 with First Nations
- Signing HONI Connection and Cost Recovery Agreement
- Signing mining lease hold agreements

## FINANCIAL OPERATING INFORMATION

Confidential - as of 2/29/2020	Actuals Spent		Budget			Forecast Budget Variance		Reasons For Change
	A Spent This Month \$	B Total Spent To Date \$	C Budget Per LTC Application \$	D=C-B Budget Remaining \$	E=D/C*100 Budget Remaining %	F Forecast Budget Change \$	G Forecast Budget Change %	
<b>Engineering &amp; Construction</b>	29,728,892	147,898,341	572,761,388	424,863,047	74%	614,267,289	7%	Revised based on in-service date
1 Engineering, Design and Procurement			19,342,245					
2 Materials and Equipment			89,408,231					
8 Site Clearing, Access			107,463,339					
9 Construction			356,547,573					
<b>Environmental &amp; Remediation Activities</b>	917,049	12,094,347	26,929,260	14,834,913	55%	31,277,866	16%	Revised based on in-service date
3 Environmental and Regulatory Approvals			13,030,561					
10 Site Remediation			13,898,699					
<b>Indigenous Activities</b>	575,992	11,431,131	20,211,000	8,779,869	43%	23,653,555	17%	Revised based on in-service date
5 Indigenous Economic Participation			7,000,000					
6 Indigenous Consultation			13,211,000					
4 Land Rights (excludes Aboriginal)	2,147,954	13,299,614	23,830,512	10,530,898	44%	23,830,512	0%	Allocation of Contingency
7 Other Consultation	47,434	872,431	2,530,194	1,657,763	66%	2,530,194	0%	
11 Contingency	-	-	49,399,445	49,399,445	100%	102,383	-100%	
12 Regulatory	109,617	2,982,551	5,405,078	2,422,527	45%	5,405,078	0%	
13 EWT Management	95,979	3,471,730	4,900,644	1,428,914	29%	4,900,644	0%	
<b>Total Project Spend</b>	<b>33,622,917</b>	<b>192,050,144</b>	<b>705,967,521</b>	<b>513,917,377</b>	<b>73%</b>	<b>705,967,521</b>	<b>0%</b>	
14 Interest During Construction (IDC) <sup>1</sup>	467,998	6,568,109	31,003,000	24,434,891	79%	31,003,000	0%	
<b>Total Construction Costs<sup>2,3</sup></b>	<b>34,090,915</b>	<b>198,618,253</b>	<b>736,970,521</b>	<b>538,352,268</b>	<b>73%</b>	<b>736,970,521</b>	<b>0%</b>	

<sup>1</sup> IDC has not been reforecasted as interest rates will vary based on the OEB prescribed rates

<sup>2</sup> On the record (EB-2017-0182)

<sup>3</sup> Development Costs eligible for consideration as construction costs of \$5.3 MM not reflected in column B. (OEB Decision, December 20, 2018)



## EAST WEST TIE PARTNERSHIP ADVISORY COMMITTEE

### Monthly Report

**15 April 2020**

Prepared by:



**Confidential and Proprietary Information**

## MANAGEMENT SUMMARY OF OPERATIONS

Key Status	Summary
<b>Engineering &amp; Construction</b>	<ul style="list-style-type: none"> <li>• All land use and work permits have been submitted to Ministry of Natural Resources and Forestry (MNRF). Permits have been partially released for work fronts (WF) 1, 2, 3, 5, 6, 7, 8, 9.</li> <li>• Barrick Gold resolved in WF7</li> <li>• Still no access to reserve and Addition to Reserve (ATR) lands in WF's 5, 8, and 11</li> </ul> <p><b>Completion</b></p> <ul style="list-style-type: none"> <li>• 511 Structures cleared with winter and all season roads built</li> <li>• 165 Foundations installed</li> <li>• 190 Structures assembled</li> <li>• 43 Structures erected</li> <li>• 385 Structures cleared with winter and all season roads built</li> </ul> <p><b>Procurement</b></p> <ul style="list-style-type: none"> <li>• 356 Towers delivered to site</li> <li>• 165 Reels of conductor</li> <li>• 32 Reels of OHGW on site</li> <li>• 25 Reels of OPGW on site</li> </ul>
<b>Environment</b>	<ul style="list-style-type: none"> <li>• MNRF and Ministry of the Environment, Conservation &amp; Parks (MECP) approvals have been received for WF 1, 2, 3, 4, 5, 6, 7, 8 and 9, and partially for WF 10.</li> <li>• Awaiting permits for WF 11</li> <li>• Department of Fish and Oceans Letter of Approvals have been received for WFs 1, 2, 5, 6, 7, 8. Project is awaiting approval for WF 9. Remaining WF requests for review submissions are in preparation.</li> <li>• Navigable Waters Authorizations have been submitted; 2 have been approved in WF 6. 1 is under review for the Nipigon River in WF 3.</li> </ul>

Key Status	Summary
<b>Stakeholder Relations</b>	<ul style="list-style-type: none"> <li>• Facebook Group for the project continues to grow with 83 members (increase of 8 from last report).</li> <li>• Posted work camp shutdown statement and statement on the Project's classification as an essential service and steps being taken to prevent the spread of COVID-19 on Facebook and web site. NextBridge branded construction awareness signs for parks continued to be deployed along the right of way (ROW) at most Provincial Park entrances and along trails entering the ROW. Nimoosh Provincial Park will be signed after access is granted.</li> <li>• Called all ROW mayors to deliver message that construction is suspended. All mayors agree it is the correct thing to do.</li> <li>• 2020 community investment program is underway. Two applications submitted for consideration and approval have been put on hold and may be re-directed to COVID-19 related needs such as healthcare and foodbank support. Mayors are to provide priority funding requests.</li> </ul>
<b>Regulatory</b>	<ul style="list-style-type: none"> <li>• Mining Claims settled with two of three outstanding claim holders through mediation. Hearings set for May 2020 for the other claim holder.</li> </ul>
<b>Indigenous</b>	<ul style="list-style-type: none"> <li>• Indigenous Monitoring Program temporarily suspended mid-March due to COVID-19 safety concerns around the inability to socially distance.</li> <li>• In the process of concluding 28.2 permits with Pays Plat and Michipicoten and resolving Pic Moberg ATR access issue and cultural site concerns.</li> <li>• BZA affidavit for the Judicial Review was submitted to the courts;</li> <li>• Leading efforts to coordinate our COVID-19 response with our Indigenous partners to ensure alignment and mutual agreement on decisions</li> </ul>

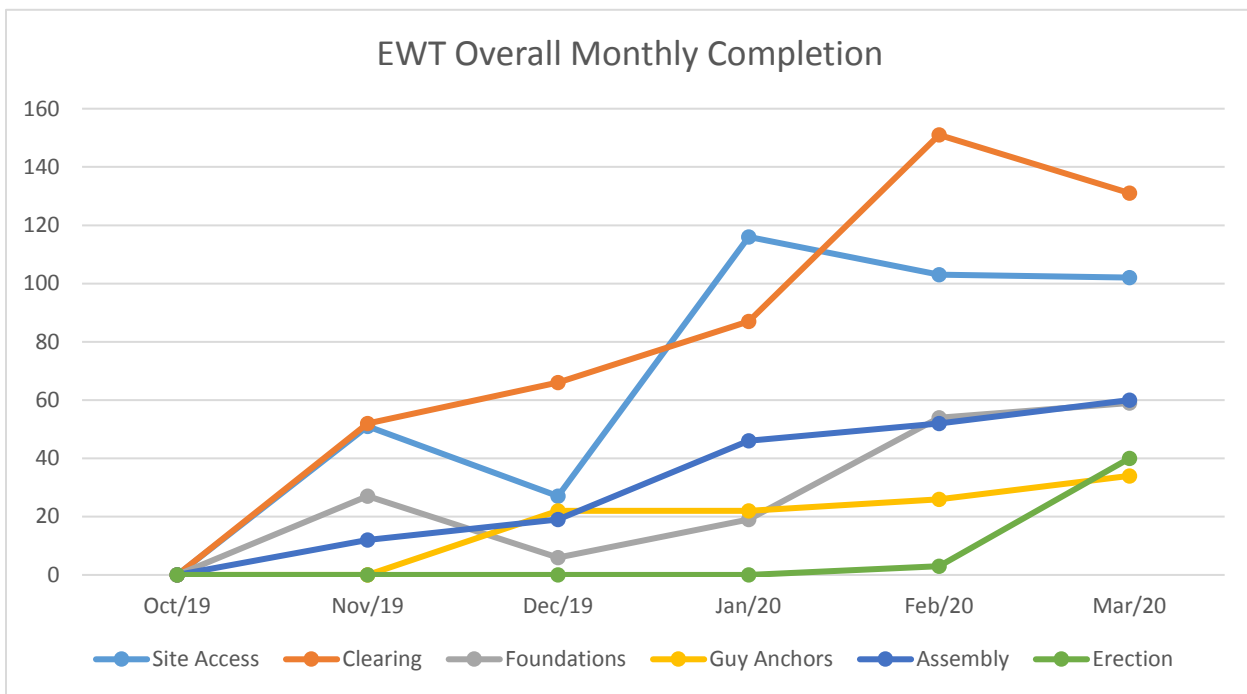
## OVERALL MONTHLY COMPLETION PROGRESS

### COVID-19 UPDATE

Although the construction of the East-West tie was deemed an essential service by the Ontario provincial government, the decision was made to temporarily suspend all construction activities for the safety of the workers on Friday April 3<sup>rd</sup>, 2020.

Tower and material deliveries are continuing at this time as supply chains are still operating as normal. Tower assembly and erection crews were shut down on March 22<sup>nd</sup>. Clearing, road building, and foundation activities continued until April 3<sup>rd</sup>.

The situation is being closely monitored by NextBridge and Valard management and work is expected to resume as soon as the situation improves.



### Camp, Laydown, & Office Construction

Both the Marathon and Nipigon camps started shutting down services on March 24<sup>th</sup>.

Camp	Ready for Occupancy	Decommission
Nipigon	Closed for COVID-19	December 31 <sup>st</sup> , 2021
Marathon	Closed for COVID-19	December 31 <sup>st</sup> , 2021
White River	May 1 <sup>st</sup> , 2020	December 31 <sup>st</sup> , 2021
Wawa	July 15 <sup>th</sup> , 2020	December 31 <sup>st</sup> , 2021

## Man Hour Reporting

Week Ending	2/29/20	3/7/20	3/14/20	3/21/20	3/28/20	Project Total
Valard	17,596	22,489	22,263	22,636	8,672	356,627
Valard Quebec	1,771	1,925	1,488	999	594	7,536
E. Corbiere	5,471	2,744	3,482	4,198	3,688	88,409
Greenmantle	96	34	25	23	129	5,933
Doublestar	1,239	1,239	2,108	1,176	958	14,392
LEG	1,534	2,027	1,821	1,438	765	19,788
Tulloch	55	44	0	0	0	378
Sodexo	3,581	604	1,070	2,147	761	12,627
Kabi Lake	1,810	1,943	1,725	2,197	1,989	18,507
TBT Engineering	374	507	988	555	429	14,452
LH North	20	97	0	0	0	117

## Project Total Man Hours

Month	Oct/19	Nov/19	Dec/19	Jan/20	Feb/20	Mar/20	Total
Total	11,637	34,457	48,329	110,656	131,909	123,678	563,686

## Environmental Man Hours

Environmental Monitors	Oct/19	Nov/19	Dec/19	Jan/20	Feb/20	Total
DST	893.5	1375.4	1163.5	1078	1682	6192.4
Atwell	598	672.75	1052	1419	1448	5189.75
Indigenous	344	472	392	456	984	2648

The following environmental activities were completed during the month of March. Due to COVID-19, the indigenous facilitator program was suspended on March 23<sup>rd</sup>.

- An additional wildlife camera was setup in the Caribou Zone in WF6
- Multiple water crossings were decommissioned in WF6 in anticipation of the spring freshet
- No reportable spills have occurred to date

**LAND**

<b>Work Front</b>	<b>Land -ROW</b>	<b>Land - Access</b>
<b>Work Front 7</b>	79%	95%
<b>Work Front 8</b>	100%	100%
<b>Work Front 1</b>	99%	100%
<b>Work Front 9</b>	100%	100%
<b>Work Front 2</b>	100%	100%
<b>Work Front 3</b>	95%	91%
<b>Work Front 6</b>	99.8%	100%
<b>Work Front 4</b>	100%	100%
<b>Work Front 5</b>	96%	100%
<b>Work Front 11</b>	73%	91%
<b>Work Front 10</b>	98%	80%



## UPCOMING ACTIVITIES



Work Front	Approval
1	22-Nov
7	22-Nov
6	20-Dec
2	13-Dec
8	20-Dec
3	31-Jan
9	20-Dec
4	31-Jan
5	31-Jan
10	
11	

### Next 30 Days – Upcoming Activities

- Communicate with all parties about COVID-19 planning
- Permits for work fronts 10 and 11
- Conclude Pays Plat, Michipicoten and Pic Moberg federal permits
- Filing quarterly report to Ontario Energy Board on April 22

## FINANCIAL OPERATING INFORMATION

Confidential - as of 3/31/2020	Actuals Spent		Budget			Forecast Budget Variance		
	A Spent This Month \$	B Total Spent To Date \$	C Budget Per LTC Application \$	D=C-B Budget Remaining \$	E=D/C*100 Budget Remaining %	F Forecast Budget Change \$	G Forecast Budget Change %	Reasons For Change
<b>Engineering &amp; Construction</b>	<b>28,112,929</b>	<b>176,011,270</b>	<b>572,761,388</b>	<b>396,750,118</b>	<b>69%</b>	<b>614,267,289</b>	<b>7%</b>	Revised based on in-service date
1 Engineering, Design and Procurement			19,342,245					
2 Materials and Equipment			89,408,231					
8 Site Clearing, Access			107,463,339					
9 Construction			356,547,573					
<b>Environmental &amp; Remediation Activities</b>	<b>1,108,554</b>	<b>13,202,901</b>	<b>26,929,260</b>	<b>13,726,359</b>	<b>51%</b>	<b>31,277,866</b>	<b>16%</b>	Revised based on in-service date
3 Environmental and Regulatory Approvals			13,030,561					
10 Site Remediation			13,898,699					
<b>Indigenous Activities</b>	<b>549,960</b>	<b>11,981,091</b>	<b>20,211,000</b>	<b>8,229,909</b>	<b>41%</b>	<b>23,653,555</b>	<b>17%</b>	Revised based on in-service date
5 Indigenous Economic Participation			7,000,000					
6 Indigenous Consultation			13,211,000					
4 <b>Land Rights (excludes Aboriginal)</b>	<b>391,094</b>	<b>13,690,707</b>	<b>23,830,512</b>	<b>10,139,805</b>	<b>43%</b>	<b>23,830,512</b>	<b>0%</b>	Allocation of Contingency
7 <b>Other Consultation</b>	<b>43,870</b>	<b>916,301</b>	<b>2,530,194</b>	<b>1,613,893</b>	<b>64%</b>	<b>2,530,194</b>	<b>0%</b>	
11 <b>Contingency</b>	<b>-</b>	<b>-</b>	<b>49,399,445</b>	<b>49,399,445</b>	<b>100%</b>	<b>102,383</b>	<b>-100%</b>	
12 <b>Regulatory</b>	<b>181,584</b>	<b>3,164,135</b>	<b>5,405,078</b>	<b>2,240,943</b>	<b>41%</b>	<b>5,405,078</b>	<b>0%</b>	
13 <b>EWT Management</b>	<b>98,389</b>	<b>3,570,120</b>	<b>4,900,644</b>	<b>1,330,524</b>	<b>27%</b>	<b>4,900,644</b>	<b>0%</b>	
<b>Total Project Spend</b>	<b>30,486,380</b>	<b>222,536,524</b>	<b>705,967,521</b>	<b>483,430,997</b>	<b>68%</b>	<b>705,967,521</b>	<b>0%</b>	
14 <b>Interest During Construction (IDC)<sup>1</sup></b>	<b>548,693</b>	<b>7,116,802</b>	<b>31,003,000</b>	<b>23,886,198</b>	<b>77%</b>	<b>31,003,000</b>	<b>0%</b>	
<b>Total Construction Costs<sup>2,3</sup></b>	<b>31,035,074</b>	<b>229,653,326</b>	<b>736,970,521</b>	<b>507,317,195</b>	<b>69%</b>	<b>736,970,521</b>	<b>0%</b>	

1 IDC has not been reforecasted as interest rates will vary based on the OEB prescribed rates

2 On the record (EB-2017-0182)

3 Development Costs eligible for consideration as construction costs of \$5.3 MM not reflected in column B. (OEB Decision, December 20, 2018)



## EAST WEST TIE PARTNERSHIP ADVISORY COMMITTEE

### Monthly Report

**21 May 2020**

Prepared by:

**NEXXTBRIDGE**  
INFRASTRUCTURE

**Confidential and Proprietary Information**

## MANAGEMENT SUMMARY OF OPERATIONS

Key Status	Summary
<b>Engineering &amp; Construction</b>	<ul style="list-style-type: none"> <li>• Currently in discussion with Valard to revise schedule and milestones following pause in construction due to COVID-19</li> </ul> <p><b>Completion</b></p> <p>*No change in quantities since last month</p> <ul style="list-style-type: none"> <li>• 511 Structures cleared with winter and all season roads built</li> <li>• 165 Foundations installed</li> <li>• 190 Structures assembled</li> <li>• 43 Structures erected</li> </ul> <p><b>Procurement</b></p> <ul style="list-style-type: none"> <li>• 432 Towers delivered to site</li> <li>• 165 Reels of conductor</li> <li>• 32 Reels of OHGW on site</li> <li>• 25 Reels of OPGW on site</li> </ul>
<b>Environment</b>	<ul style="list-style-type: none"> <li>• Project is awaiting approval for work fronts (WF) 10 &amp; 11.</li> </ul>
<b>Stakeholder Relations</b>	<ul style="list-style-type: none"> <li>• Facebook Group for the project continues to grow with 87 members (increase of 4 from last report).</li> <li>• Limited social media updates posted this reporting period given temporary suspension of construction.</li> <li>• Key messages developed specifically for Land Agents to share with landowners regarding the temporary suspension of construction work due to COVID-19.</li> <li>• After consulting with local Mayors and Reeves \$1,000 from the Community Investment budget for each right of way community is being directed to the food bank that supports that community in response to COVID-19.</li> </ul>

Key Status	Summary
<b>Regulatory</b>	<ul style="list-style-type: none"> <li>• Mining claims have now been settled with all claim holders. Hearing set for May 2020 has been cancelled.</li> </ul>
<b>Indigenous</b>	<ul style="list-style-type: none"> <li>• Engagement team developing a plan for a re-launched facilitator program in preparation for construction resumption.</li> <li>• COVID-19 protocols make re-launching the program with the same structure impossible due to inability to share vehicles with external environmental team – may require NextBridge providing vehicles.</li> <li>• BZA has accepted tentative settlement offer to withdraw the judicial review of Project approvals – currently in the process of negotiating settlement terms between legal teams.</li> <li>• Actively engaging on the re-start plans for construction to ensure support plan and ongoing strong economic participation by Indigenous businesses.</li> </ul>

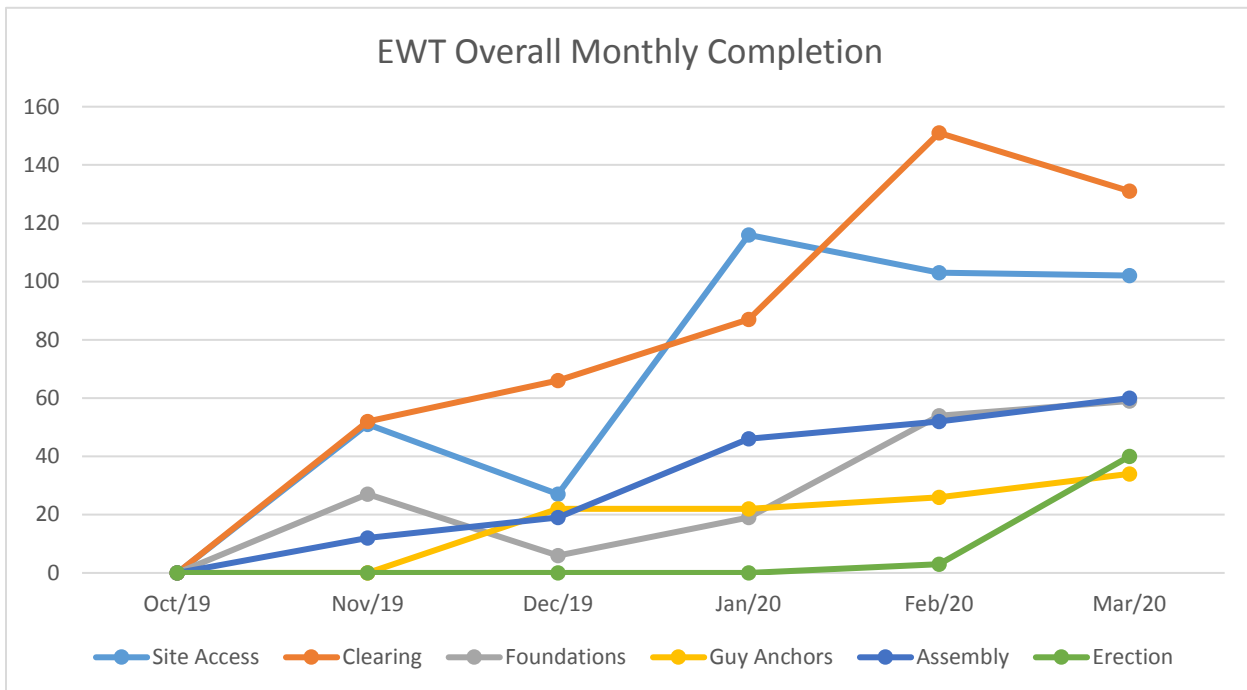
## OVERALL MONTHLY COMPLETION PROGRESS

### COVID-19 UPDATE

Although the construction of the East-West tie was deemed an essential service by the Ontario provincial government, the decision was made to temporarily suspend all construction activities for the safety of the workers on Friday April 3<sup>rd</sup>, 2020.

Tower and material deliveries are continuing at this time as supply chains are still operating as normal. Tower assembly and erection crews were shut down on March 22<sup>nd</sup>. Clearing, road building, and foundation activities continued until April 3<sup>rd</sup>.

NextBridge is starting construction up in a slow controlled way. Clearing and access road work has started and the Nipigon worker camp may be opening at the end of the month. NextBridge is working with the general contractor on impacts to project cost and schedule. NextBridge will track any incremental construction costs related to the COVID-19 global pandemic in a separate account created by the Ontario Energy Board.



**LAND**

Work Front	Land-ROW	Land - Access
Work Front 7	79%	95%
Work Front 8	100%	100%
Work Front 1	99%	100%
Work Front 9	100%	100%
Work Front 2	100%	100%
Work Front 3	95%	91%
Work Front 6	99.8%	100%
Work Front 4	100%	100%
Work Front 5	96%	100%
Work Front 11	73%	91%
Work Front 10	100%	100%

## UPCOMING ACTIVITIES



Work Front	Approval
1	22-Nov
7	22-Nov
6	20-Dec
2	13-Dec
8	20-Dec
3	31-Jan
9	20-Dec
4	31-Jan
5	31-Jan
10	<i>partial</i>
11	

### Next 30 Days – Upcoming Activities

- New project schedule
- Permits for rest of work fronts – 10,11
- Finalizing 28.2 with Pays Plat and Michipicoten
- Working with Pic Moberg to secure access to ATR lands for construction
- Signing mining lease hold agreements



## FINANCIAL OPERATING INFORMATION

	Actuals Spent		Budget			Forecast Budget Variance			Reasons For Change
	A Spent This Month \$	B Total Spent To Date \$	C Budget Per LTC Application \$	D=C-B Budget Remaining \$	E=D/C*100 Budget Remaining %	F Forecast Budget Change \$	G Forecast Budget Change %		
<b>Confidential - as of 4/30/2020</b>									
<b>Engineering &amp; Construction</b>	<b>2,728,661</b>	<b>178,739,930</b>	<b>572,761,388</b>	<b>394,021,458</b>	<b>69%</b>	<b>614,267,289</b>	<b>7%</b>	<b>Revised based on in-service date</b>	
1			19,342,245						
2			89,408,231						
8			107,463,339						
9			356,547,573						
<b>Environmental &amp; Remediation Activities</b>	<b>320,237</b>	<b>13,523,138</b>	<b>26,929,260</b>	<b>13,406,122</b>	<b>50%</b>	<b>31,277,866</b>	<b>16%</b>	<b>Revised based on in-service date</b>	
3			13,030,561						
10			13,898,699						
<b>Indigenous Activities</b>	<b>466,664</b>	<b>12,447,755</b>	<b>20,211,000</b>	<b>7,763,245</b>	<b>38%</b>	<b>23,653,555</b>	<b>17%</b>	<b>Revised based on in-service date</b>	
5			7,000,000						
6			13,211,000						
4	585,124	14,275,831	23,830,512	9,554,681	40%	23,830,512	0%		
7	(15,022)	901,279	2,530,194	1,628,915	64%	2,530,194	0%		
11	-	-	49,399,445	49,399,445	100%	102,383	-100%		
12	93,042	3,257,176	5,405,078	2,147,902	40%	5,405,078	0%		
13	158,685	3,728,805	4,900,644	1,171,839	24%	4,900,644	0%	Allocation of Contingency	
<b>Total Project Spend</b>	<b>4,337,390</b>	<b>226,873,914</b>	<b>705,967,521</b>	<b>479,093,607</b>	<b>68%</b>	<b>705,967,521</b>	<b>0%</b>		
14	535,491	7,652,293	31,003,000	23,350,707	75%	31,003,000	0%		
<b>Total Construction Costs<sup>3</sup></b>	<b>4,872,881</b>	<b>234,526,207</b>	<b>736,970,521</b>	<b>502,444,314</b>	<b>68%</b>	<b>736,970,521</b>	<b>0%</b>		

<sup>1</sup> IDC has not been reforecasted as interest rates will vary based on the OEB prescribed rates

<sup>2</sup> On the record (EB-2017-0182)

<sup>3</sup> Development Costs eligible for consideration as construction costs of \$5.3 MM not reflected in column B. (OEB Decision, December 20, 2018)



## EAST WEST TIE PARTNERSHIP ADVISORY COMMITTEE

### Monthly Report

**15 June 2020**

Prepared by:

**NEXXTBRIDGE**  
INFRASTRUCTURE

**Confidential and Proprietary Information**

## MANAGEMENT SUMMARY OF OPERATIONS

Key Status	Summary
<b>Engineering &amp; Construction</b>	<ul style="list-style-type: none"> <li>• Valard submitted updated construction schedule. Construction team currently reviewing.</li> </ul> <p><b>Completion</b></p> <ul style="list-style-type: none"> <li>• Foundation and assembly activities have resumed with full crews</li> <li>• 511 Structures cleared with winter and all season roads built</li> <li>• 165 Foundations installed</li> <li>• 190 Structures assembled</li> <li>• 43 Structures erected</li> </ul> <p><b>Procurement</b></p> <ul style="list-style-type: none"> <li>• 550 Towers delivered to site</li> <li>• 165 Reels of conductor</li> <li>• 32 Reels of OHGW on site</li> <li>• 25 Reels of OPGW on site</li> </ul>
<b>Environment</b>	<ul style="list-style-type: none"> <li>• Some water crossing work permits are being resubmitted for Work Front (WF) 4, 5, 10, and 11 depending on results of field studies.</li> <li>• Department of Fisheries &amp; Oceans Letter of Approvals have been received for WFs 1, 2, 3, 5, 6, 7, 8, 9. Awaiting approval for WF,4, 10, 11.</li> </ul>
<b>Stakeholder Relations</b>	<ul style="list-style-type: none"> <li>• There has been communication with mayors and local public health authorities emphasizing the commitment to, and plans for, safeguarding public health upon resumption of construction activities.</li> <li>• The team has been working with the Township of White River and the wider community to address concerns regarding the location of the White River camp. A virtual community forum is being held on June 18 to answer questions and alleviate concerns.</li> <li>• Assistance is being provided to the lands team negotiating Township of Nipigon on Easement Agreements and Ski Club trail replacement/relocation.</li> </ul>

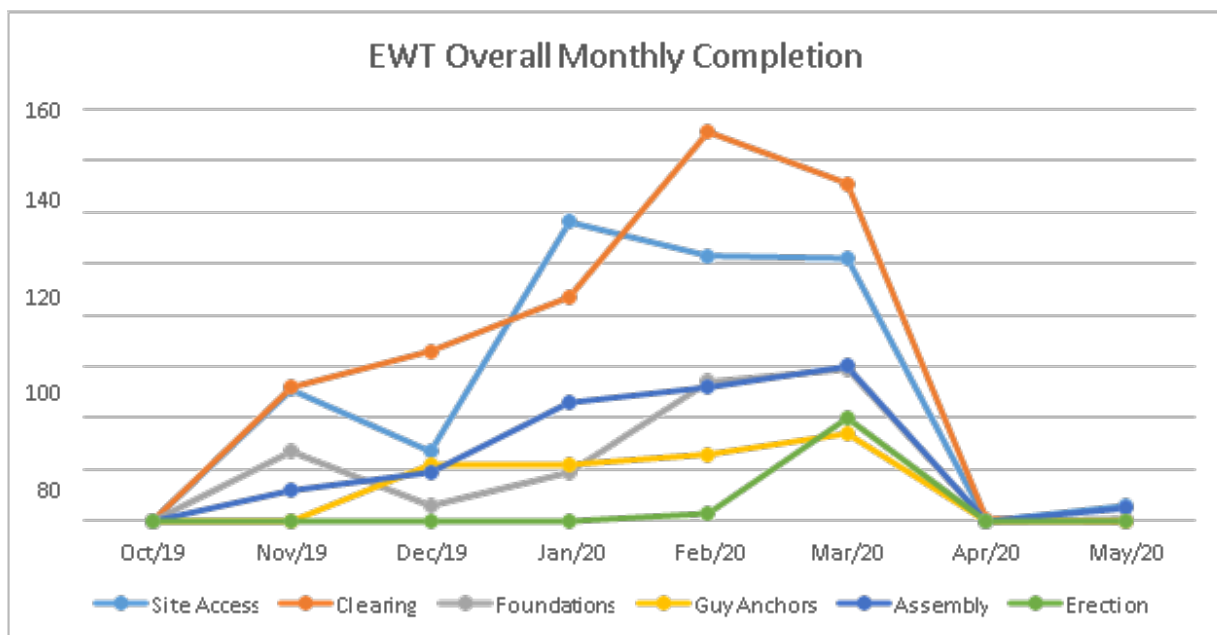
Key Status	Summary
	<ul style="list-style-type: none"> <li>Currently the team is reviewing three Community Investment applications – two from Dorion and one from Nipigon.</li> </ul>
<b>Regulatory</b>	<ul style="list-style-type: none"> <li>No regulatory proceedings are underway or expected for the remaining acquisition of land.</li> </ul>
<b>Indigenous</b>	<ul style="list-style-type: none"> <li>Engagement team has finalized a plan for a re-launched facilitator program and is now working on implementation:                     <p>COVID-19 protocols made re-launching with same structure impossible – new program requires the procurement of 7 pickup vehicles which will be booked to the COVID account given they were unbudgeted and not planned for.</p> <p>Targeting a July ramp up of the program.</p> <p>Overall the program remains largely within existing budgets.</p> </li> <li>Concluding 28.2 permits (PPFN &amp; MFN) and resolving Pic Moberg ATR access issue / cultural site concerns</li> <li>Actively working to continue progress with BZA:                     <p>NextBridge and Ontario legal counsel have sent respective letters to BZA legal counsel outlining terms for settlement on June 1.</p> <p>Next steps will be to conclude negotiations and settle legal action if BZA accepts the terms.</p> </li> </ul>

## OVERALL MONTHLY COMPLETION PROGRESS

### COVID-19 UPDATE

As of the end of May, crews have started mobilizing back to site and are following the published Valard COVID-19 safety procedures. Some safety measures implemented on site include:

- Screening new workers and workers who have recently travelled
- Testing workers on site
- Reducing contact between employees, including how they travel to and from site each day
- Modified accommodations
- Additional cleaning and sanitizing procedures
- Providing additional PPE to employees including masks and hand sanitizer



### Environmental

The following environmental activities were completed during the month of March. Due to COVID-19, the Indigenous facilitator program was suspended on March 23<sup>rd</sup>

- Up to 3 Atwell environmental monitors onsite
- Performed maintenance on all wildlife cameras in WF6
- Monitoring spring freshet conditions and checking all SWPPP installations.

### Environmental Man Hours

Environmental Monitors	Jan/20	Feb/20	Mar/20	Apr/20	May/20	Total
DST	1078	1682	1161	80	120	7753
Atwell	1419	1448	1877	697	1057	8821
Indigenous	456	984	552	0	0	3200

## OVERALL MONTHLY COMPLETION PROGRESS

### Man Hour Reporting

Week Ending	5/2/20	5/9/20	5/16/20	5/23/20	5/30/20	Project Total
Valard	1829	2300	3379	5578	7378	387,909
Valard Quebec	0	0	0	0	148	7,684
E. Corbiere	0	0	352	1794	1932	97,589
Greenmantle	28	40	38	15	30	123
Doublestar	0	0	0	0	30	965
LEG	0	0	0	0	432	20,220
Tulloch	0	0	0	0	0	378
Sodexo	0	0	0	0	210	12,837
Kabi Lake	0	0	0	0	1031	22,398
TBT Engineering	0	45	0	0	472	15,966
LH North	0	0	0	0	0	117

### Project Monthly Man Hours

Month	Dec/19	Jan/20	Feb/20	Mar/20	Apr/20	May/20	Total
Total	48,329	110,656	131,909	123,678	22,674	26,984	614,763

### Camp, Laydown, & Office Construction

Both the Marathon and Nipigon camps started shutting down services on March 24<sup>th</sup>.

Camp	Status	Decommission
Nipigon	Active with COVID-19 Protocols in place	December 31 <sup>st</sup> , 2021
Marathon	Spring repairs	December 31 <sup>st</sup> , 2021
White River	Permitting/Planning	December 31 <sup>st</sup> , 2021
Wawa	TBD	December 31 <sup>st</sup> , 2021

**LAND**

WorkFront	Land-ROW	Land - Access
Work Front 7	92%	95%
Work Front 8	100%	100%
Work Front 1	99%	100%
Work Front 9	100%	100%
Work Front 2	100%	100%
Work Front 3	95%	91%
Work Front 6	99.8%	100%
Work Front 4	100%	100%
Work Front 5	96%	100%
Work Front 11	73%	91%
Work Front 10	100%	100%

## UPCOMING ACTIVITIES



Work Front	Approval
1	22-Nov
7	22-Nov
6	20-Dec
2	13-Dec
8	20-Dec
3	31-Jan
9	20-Dec
4	31-Jan
5	31-Jan
10	<i>partial</i>
11	<i>partial</i>

Next 30 Days – Upcoming Activities
<ul style="list-style-type: none"> <li>• MNRF permits for rest of work fronts – 10,11</li> <li>• Finalizing 28.2 with Pays Plat and Michipicoten</li> <li>• Signing Hydro One Connection and Cost Recovery Agreement</li> <li>• Signing mining lease hold agreements</li> <li>• Draft of rate case application</li> </ul>



## FINANCIAL OPERATING INFORMATION

Confidential - as of 5/31/2020	Actuals Spent		Budget			Forecast Budget Variance		
	A Spent This Month \$	B Total Spent To Date \$	C Budget Per LTC Application \$	D=C-B Budget Remaining	E=D/C*100 Budget Remaining %	F Forecast Budget Change \$	G Forecast Budget Change %	Reasons For Change
<b>Engineering &amp; Construction</b>	12,415,783	191,155,713	572,761,388	381,605,675	67%	614,267,289	7%	Revised based on in-service date
1 Engineering, Design and Procurement			19,342,245					
2 Materials and Equipment			89,408,231					
8 Site Clearing, Access			107,463,339					
9 Construction			356,547,573					
<b>Environmental &amp; Remediation Activities</b>	420,414	13,943,551	26,929,260	12,985,709	48%	31,277,866	16%	Revised based on in-service date
3 Environmental and Regulatory Approvals			13,030,561					
10 Site Remediation			13,898,699					
<b>Indigenous Activities</b>	412,500	12,860,255	20,211,000	7,350,745	36%	23,653,555	17%	Revised based on in-service date
5 Indigenous Economic Participation			7,000,000					
6 Indigenous Consultation			13,211,000					
4 <b>Land Rights (excludes Aboriginal)</b>	301,404	14,577,235	23,830,512	9,253,277	39%	23,830,512	0%	Allocation of Contingency
7 <b>Other Consultation</b>	56,778	958,057	2,530,194	1,572,137	62%	2,530,194	0%	
11 <b>Contingency</b>	-	-	49,399,445	49,399,445	100%	102,383	-100%	
12 <b>Regulatory</b>	167,375	3,424,551	5,405,078	1,980,527	37%	5,405,078	0%	
13 <b>EWT Management</b>	33,604	3,762,409	4,900,644	1,138,235	23%	4,900,644	0%	
<b>Total Project Spend</b>	13,807,857	240,681,771	705,967,521	465,285,750	66%	705,967,521	0%	
14 <b>Interest During Construction (IDC)<sup>1</sup></b>	544,455	8,196,748	31,003,000	22,806,252	74%	31,003,000	0%	
<b>Total Construction Costs<sup>2,3</sup></b>	14,352,312	248,878,519	736,970,521	488,092,002	66%	736,970,521	0%	

<sup>1</sup> IDC has not been reforecasted as interest rates will vary based on the OEB prescribed rates

<sup>2</sup> On the record (EB-2017-0182)

<sup>3</sup> Development Costs eligible for consideration as construction costs of \$5.3 MM not reflected in column B. (OEB Decision, December 20, 2018)



## EAST WEST TIE PARTNERSHIP ADVISORY COMMITTEE

### Monthly Report

**15 July 2020**

Prepared by:



**Confidential and Proprietary Information**

**MANAGEMENT SUMMARY OF OPERATIONS**

Key Status	Summary
<b>Engineering &amp; Construction</b>	<p><b>Completion</b></p> <ul style="list-style-type: none"> <li>• 556 Structures cleared with winter and all season roads built</li> <li>• 223 Foundations installed</li> <li>• 264 Structures assembled</li> <li>• 60 Structures erected</li> </ul> <p><b>Procurement</b></p> <ul style="list-style-type: none"> <li>• 620 Towers delivered to site</li> <li>• 165 Reels of conductor</li> <li>• 32 Reels of OHGW on site</li> <li>• 25 Reels of OPGW on site</li> </ul>
<b>Environment</b>	<ul style="list-style-type: none"> <li>• Department of Fish and Oceans Letter of Approvals have been received for WFs 1, 2, 3,4, 5, 6, 7, 8, 9. Project is awaiting approval for WF 10, 11.</li> <li>• MNRF and MECP approvals have been received for WF 1, 2, 3, 4, 5, 6, 7,8 and 9, and partially for WF 10 and 11.</li> <li>• Some water crossing Work Permits are being resubmitted for WF5, 10, and 11 depending on results of field studies.</li> <li>• All Conservation Reserve, Provincial Park DPPs have been submitted; Kama Cliffs CR DPP is under review by MECP.</li> <li>• Species at Risk Act Permit for affected Federal Lands in WFs 5 and 11 received</li> </ul>

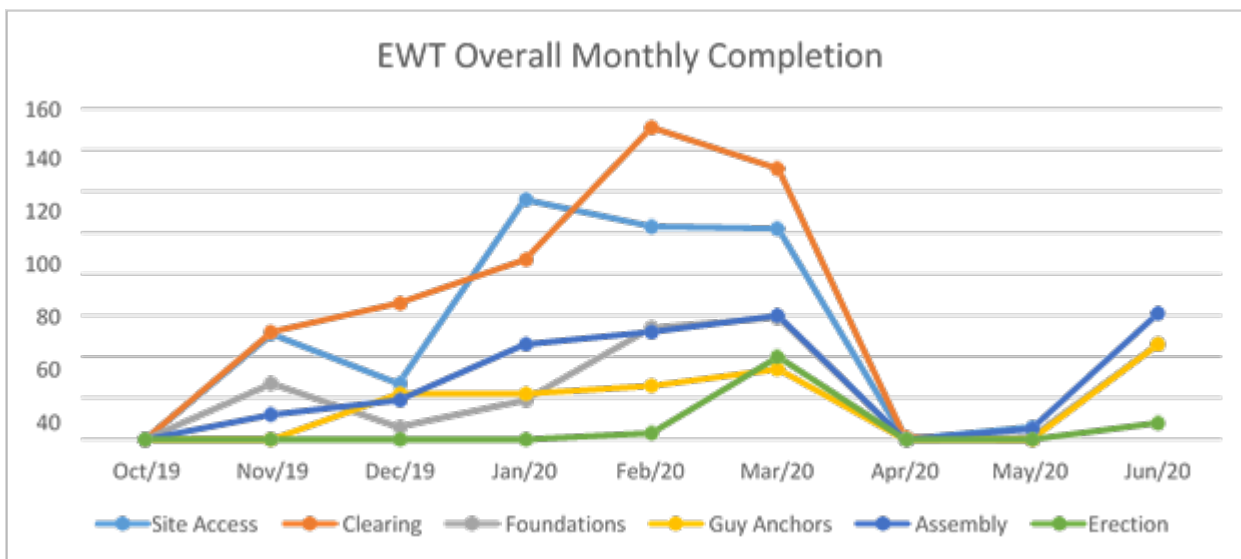
Key Status	Summary
<p><b>Stakeholder Relations</b></p>	<ul style="list-style-type: none"> <li>Following a June 18 virtual forum with concerned residents to discuss the proposed site for the White River workers camp near Picnic Lake, the decision was made to seek alternative locations in White River. A new site was identified and the team is currently working with the Township to get approvals.</li> <li>Negotiations are ongoing with Township of Nipigon regarding Easement Agreements and Ski Club trail replacement/relocation. An agreement seems to have been reached as of June 3 and the Township is preparing a by-law for approval of the agreements.</li> </ul>
<p><b>Indigenous</b></p>	<ul style="list-style-type: none"> <li>As of July 6 the Indigenous facilitator program has re-launched in a phased approach with a goal of having program fully restored by late August: <ul style="list-style-type: none"> <li>2 communities in phase 1, other 5 communities will ramp up as vehicles arrive and are outfitted with safety equipment.</li> <li>Vehicle costs will be charged to COVID-19 account for recovery – overall program is running on or slightly above budget with additional costs.</li> <li>Formal contract negotiated and put in place with Supercom to manage program.</li> </ul> </li> <li>In the process of concluding 28.2 permits (PPFN) and resolving Pic Mobert Addition to Reserve (ATR) access issue / cultural site concerns: <ul style="list-style-type: none"> <li>MFN 28.2– Complete.</li> <li>PPFN 28.2– Awaiting Federal Government Response but negotiations largely complete.</li> <li>Pic Mobert – Chief &amp; Council has approved re-designed White Lake Narrows crossing option, commercial negotiations are complete around ATR access/mitigation settlement, and Federal government is reviewing ATR access permits.</li> </ul> </li> </ul>

## OVERALL MONTHLY COMPLETION PROGRESS

### COVID-19 UPDATE

Weekly COVID-19 calls are being held to review all risks. The provincial health guidelines are being closely monitored and changes will be made on site as required. The additional site safety measures below continue to be followed:

- Screening new workers and workers who have recently travelled
- Testing workers on site
- Reducing the contact between employees, including how they travel to and from site each day
- Modified accommodations
- Additional cleaning and sanitizing procedures
- Providing additional PPE to employees including masks and hand sanitizer



### Environmental

- Up to 5 Atwell environmental monitors onsite conducting inspections, construction oversight, and review of grubbing areas
- Indigenous facilitator program resumed on 7/6
- Reported spill to MOE on 6/17, laboratory testing pending at this time

### Environmental Man Hours

Environmental Monitors	Jan/20	Feb/20	Mar/20	Apr/20	May/20	Jun/20	Total
DST	1078	1682	1161	80	120	200	7,953
Atwell	1,419	1,448	1,877	697	1,057	1,726	10,547
Indigenous	456	984	552	0	0	0	3,200

## OVERALL MONTHLY COMPLETION PROGRESS

### Man Hour Reporting

Week Ending	6/6/20	6/13/20	6/20/20	6/27/20	Month	Project Total
Valard	11,025	11,109	11,672	13,273	47,080	437,071
E. Corbiere	2,208	2,070	2,461	4,761	11,500	109,088
Greenmantle	60	45	25	44	174	6,374
Doublestar	924	1,015	1,015	1,015	3,969	20,531
LEG	605	2,046	2,003	1,806	5,856	26,681
Sodexo	588	610	756	931	2,886	15,723
Kabi Lake	1,411	1,260	2,190	2,412	7,273	29,671
TBT Engineering	1,014	884	1,149	1,061	4,108	20,073
Norpro	348	496	516	504	1,864	3,484

### Project Monthly Man Hours

Month	Dec/19	Jan/20	Feb/20	Mar/20	Apr/20	May/20	Jun/20	Total
Total	48,329	110,656	131,909	123,678	22,674	26,984	84,708	614,763

### Camp, Laydown, & Office Construction

The Nipigon camp is active and the Marathon camp will be re-opening mid-July.

Camp	Status	Decommission
Nipigon	Active with COVID-19 Protocols in place	December 31 <sup>st</sup> , 2021
Marathon	Spring repairs	December 31 <sup>st</sup> , 2021
White River	Permitting/Planning	December 31 <sup>st</sup> , 2021
Wawa	TBD	December 31 <sup>st</sup> , 2021

**LAND**

WorkFront	Land -ROW	Land - Access
Work Front7	92%	95%
Work Front8	100%	100%
Work Front1	99%	100%
Work Front9	100%	100%
Work Front2	100%	100%
Work Front3	95%	91%
Work Front6	99.8%	100%
Work Front4	100%	100%
Work Front5	96%	100%
Work Front11	73%	91%
Work Front10	100%	100%

UPCOMING ACTIVITIES



Work Front	Approval
1	22-Nov
7	22-Nov
6	20-Dec
2	13-Dec
8	20-Dec
3	31-Jan
9	20-Dec
4	31-Jan
5	31-Jan
10	<i>partial</i>
11	<i>partial</i>

Next 30 Days – Upcoming Activities
<ul style="list-style-type: none"> <li>• Permits for rest of work fronts – 10,11</li> <li>• Finalizing 28.2 with Pays Plat &amp; Pic Mobert</li> <li>• Signing Hydro One Connection and Cost Recovery Agreement</li> <li>• Signing mining lease hold agreements</li> <li>• Draft of rate case application</li> <li>• Submitting quarterly report to Ontario Energy Board</li> </ul>



**FINANCIAL OPERATING INFORMATION**

	Actuals Spent		Budget			Forecast Budget Variance		
	A Spent This Month \$	B Total Spent To Date \$	C Budget Per LTC Application \$	D=C-B Budget Remaining \$	E=D/C*100 Budget Remaining %	F Forecast Budget Change \$	G Forecast Budget Change %	Reasons For Change
<b>Confidential - as of 6/30/2020</b>								
<b>Engineering &amp; Construction</b>	<b>19,756,977</b>	<b>210,912,690</b>	<b>572,761,388</b>	<b>361,848,698</b>	<b>63%</b>	<b>614,267,289</b>	<b>7%</b>	<b>Revised based on in-service date</b>
1 Engineering, Design and Procurement			19,342,245					
2 Materials and Equipment			89,408,231					
8 Site Clearing, Access			107,463,339					
9 Construction			356,547,573					
<b>Environmental &amp; Remediation Activities</b>	<b>490,657</b>	<b>14,434,209</b>	<b>26,929,260</b>	<b>12,495,051</b>	<b>46%</b>	<b>31,277,866</b>	<b>16%</b>	<b>Revised based on in-service date</b>
3 Environmental and Regulatory Approvals			13,030,561					
10 Site Remediation			13,898,699					
<b>Indigenous Activities</b>	<b>396,460</b>	<b>13,256,714</b>	<b>20,211,000</b>	<b>6,954,286</b>	<b>34%</b>	<b>23,653,555</b>	<b>17%</b>	<b>Revised based on in-service date</b>
5 Indigenous Economic Participation			7,000,000					
6 Indigenous Consultation			13,211,000					
4 Land Rights (excludes Aboriginal)	1,072,126	15,649,362	23,830,512	8,181,150	34%	23,830,512	0%	
7 Other Consultation	63,981	1,022,038	2,530,194	1,508,156	60%	2,530,194	0%	
11 Contingency	-	-	49,399,445	49,399,445	100%	102,383	-100%	
12 Regulatory	188,419	3,612,970	5,405,078	1,792,108	33%	5,405,078	0%	
13 EWT Management	70,541	3,832,950	4,900,644	1,067,694	22%	4,900,644	0%	Allocation of Contingency
<b>Total Project Spend</b>	<b>22,039,161</b>	<b>262,720,932</b>	<b>705,967,521</b>	<b>443,246,589</b>	<b>63%</b>	<b>705,967,521</b>	<b>0%</b>	
14 Interest During Construction (IDC) <sup>1</sup>	572,991	8,769,739	31,003,000	22,233,261	72%	31,003,000	0%	
<b>Total Construction Costs<sup>2,3</sup></b>	<b>22,612,152</b>	<b>271,490,671</b>	<b>736,970,521</b>	<b>465,479,850</b>	<b>63%</b>	<b>736,970,521</b>	<b>0%</b>	

<sup>1</sup> IDC has not been reforecasted as interest rates will vary based on the OEB prescribed rates

<sup>2</sup> On the record (EB-2017-0182)

<sup>3</sup> Development Costs eligible for consideration as construction costs of \$5.3 MM not reflected in column B. (OEB Decision, December 20, 2018)

NextBridge Infrastructure is comprised  
of three established brands in the  
energy industry

# **East West Tie Partnership Advisory Committee Meeting**

Conference Call, July 23, 2020 10 am

1-877-385-4099 / 8758310#

# Agenda

---

- Review of Minutes from Last Meeting
- Partnership and Project Regulatory Matters
  - Project Cost Update
  - Regulatory Matters
- Project Approvals
  - Update on Work Front submissions and approvals
- Construction Update
  - COVID 19 Impacts
- Any Other Business
- Next Steps

## Partnership and Project Regulatory Matters

# Project Cost Update

	Actuals Spent		Budget			Forecast Budget Variance			Reasons For Change
	A Spent This Month \$	B Total Spent To Date \$	C Budget Per LTC Application \$	D=C-B Budget Remaining \$	E=D/C*100 Budget Remaining %	F Forecast Budget Change \$	G Forecast Budget Change %		
<b>Confidential - as of 6/30/2020</b>									
<b>Engineering &amp; Construction</b>	<b>19,756,977</b>	<b>210,912,690</b>	<b>572,761,388</b>	<b>361,848,698</b>	<b>63%</b>	<b>614,267,289</b>	<b>7%</b>	<b>Revised based on in-service date</b>	
1			19,342,245						
2			89,408,231						
8			107,463,339						
9			356,547,573						
<b>Environmental &amp; Remediation Activities</b>	<b>490,657</b>	<b>14,434,209</b>	<b>26,929,260</b>	<b>12,495,051</b>	<b>46%</b>	<b>31,277,866</b>	<b>16%</b>	<b>Revised based on in-service date</b>	
3			13,030,561						
10			13,898,699						
<b>Indigenous Activities</b>	<b>396,460</b>	<b>13,256,714</b>	<b>20,211,000</b>	<b>6,954,286</b>	<b>34%</b>	<b>23,653,555</b>	<b>17%</b>	<b>Revised based on in-service date</b>	
5			7,000,000						
6			13,211,000						
4	<b>1,072,126</b>	<b>15,649,362</b>	<b>23,830,512</b>	<b>8,181,150</b>	<b>34%</b>	<b>23,830,512</b>	<b>0%</b>		
7	<b>63,981</b>	<b>1,022,038</b>	<b>2,530,194</b>	<b>1,508,156</b>	<b>60%</b>	<b>2,530,194</b>	<b>0%</b>		
11	-	-	49,399,445	49,399,445	100%	102,383	-100%		
12	188,419	3,612,970	5,405,078	1,792,108	33%	5,405,078	0%		
13	70,541	3,832,950	4,900,644	1,067,694	22%	4,900,644	0%	Allocation of Contingency	
<b>Total Project Spend</b>	<b>22,039,161</b>	<b>262,720,932</b>	<b>705,967,521</b>	<b>443,246,589</b>	<b>63%</b>	<b>705,967,521</b>	<b>0%</b>		
14	572,991	8,769,739	31,003,000	22,233,261	72%	31,003,000	0%		
<b>Total Construction Costs<sup>2,3</sup></b>	<b>22,612,152</b>	<b>271,490,671</b>	<b>736,970,521</b>	<b>465,479,850</b>	<b>63%</b>	<b>736,970,521</b>	<b>0%</b>		

1 IDC has not been reforecasted as interest rates will vary based on the OEB prescribed rates

2 On the record (EB-2017-0182)

3 Development Costs eligible for consideration as construction costs of \$5.3 MM not reflected in column B. (OEB Decision, December 20, 2018)

# Regulatory Matters

- Ontario Energy Board (OEB) report filed July 22 2020
- Rate case preparation is underway
  - Anticipated filing Q3 2020
  - NextBridge will be filing on budget - \$737M
- The rate case will be filed and eventually there will be a hearing in front of the OEB to approve the budget
- NextBridge will be recording costs related to COVID in a separate account

## Project Approvals Update

# Update on Work Front submissions and approvals

This doesn't really tell us anything.

What permits are we waiting for?

I suggest you read the OEB report and look at the tables that has the outstanding Permits by work front and the status

W	Status	Status	DPP Effective Dates*	Land Use Permits	Work Permits
1	Submitted	Submitted	Waiting Period Over	Executed	Executed
7	Submitted	Submitted	Waiting Period Over	Executed	Executed
2	Submitted	Submitted	Waiting Period Over	Executed	Executed
6	Submitted	Submitted	Waiting Period Over	Executed	Executed
8	Submitted	Submitted	Waiting Period Over	Executed	Executed
3	Submitted	Submitted	Waiting Period Over	Executed	Executed
9	Submitted	Submitted	Waiting Period Over	Executed	Executed
4	Submitted	Submitted	Waiting Period Over	Executed	Partially Executed**
10	Submitted	Submitted	Waiting Period Over	Executed	Awaiting Approval
5	Submitted	Submitted	Waiting Period Over	Executed	Executed
11	Submitted	Submitted	Waiting Period Over	Executed	Awaiting Approval

DPPs have a 30-day review period after submission before they can be considered complete.

\*\* 6 permits remain outstanding



# Update on Environmental submissions and approvals

- **Ministry of Natural resources (MNR) / Ministry of Environment, Conservation & Parks (MECP) Detailed Project Plans (DPP) and Permit Applications**
  - All Workfront (WF) Detailed Project Plans and associated Permit Applications have been submitted.
  - Some watercrossing Work Permits are being resubmitted for WF5, 10, and 11 depending on results of field studies.
  - All Conservation Reserve, Provincial Park DPPs have been submitted; Kama Cliffs CR DPP is under review by MECP.
  - MNR and MECP approvals have been received for WF 1, 2, 3, 4, 5, 6, 7,8 and 9, and partially for WF 10 and 11.
- **Federal and Provincial Permit Applications**
  - Federal and provincial permit applications have been submitted.
  - MECP has issued the Overall Benefit Permit for Caribou and Bat Hibernacula and Letters of Authorization for Eastern Whip-poor-will and SAR Bat Maternity Roosts.
  - Department of Fisheries & Oceans (DFO) Letter of Approvals have been received for WFs 1, 2, 3, 4, 5, 6, 7, 8, 9. Project is awaiting approval for WF 10, 11.
  - Navigable Waters Authorizations have been submitted: 2 have been approved in WF 6; 1 is under review for the Nipigon River in WF 3.
  - Species at Risk Act Permit for affected Federal Lands in WFs 5 and 11 received

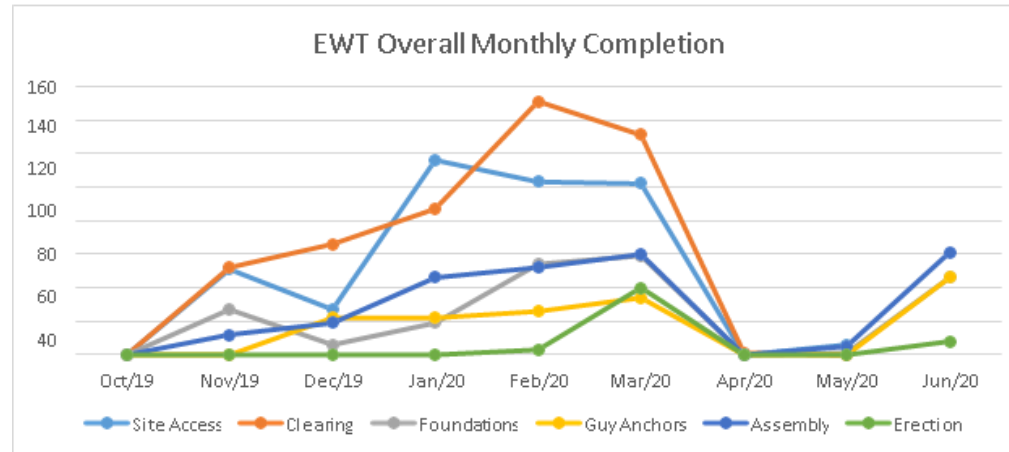
# Project Route Map with Work Fronts



## Construction Update

# Construction Update

- **Construction activities suspended April 3<sup>rd</sup> 2020**
- **Tower erection re-started last week of June**
- **COVID protocols put in place**
  - Screening workers arriving to site
  - Testing workers on site
  - Additional PPE provided
  - Additional cleaning and sanitizing procedures
  - Modified accommodations
- **Worker camps – shut down in April but re-opening has begun:**
  - Nipigon – active with COVID protocols
  - Marathon – re-opening underway
  - White River – selected site is being permitted
  - Wawa – opening to be confirmed



- **Indigenous Facilitator Program restarting as of July 6**
  - Phased approach – fully restored by late August
  - Additional vehicles being provided to monitors
  - Contract negotiated with Supercom to manage

Environmental Monitors	Jan/20	Feb/20	Mar/20	Apr/20	May/20	Jun/20	Total
DST	1078	1682	1161	80	120	200	7,953
Atwell	1,419	1,448	1,877	697	1,057	1,726	10,547
Indigenous	456	984	552	0	0	0	3,200

# Construction Update (continued)

## Incidents

Month	Jan/20	Feb/20	Mar/20	Apr/20	May/20	Jun/20	Total
Near Misses	1	0	0	0	0	1	5
Medical Aid	0	0	1	0	1	0	2
Med Aid w/ Mod	0	0	1	0	0	0	3
First Aids	4	6	5	0	1	3	22
Theft/Security	0	0	0	0	0	0	2
Lost Time	0	0	0	0	0	0	0
Property Damage	1	2	6	0	1	0	12
Vehicle Damage	2	0	1	0	2	2	9
Other	0	0	0	0	1	1	5

## Man Hour Reporting

Week Ending	6/6/20	6/13/20	6/20/20	6/27/20	Month	Project Total
Valard	11,025	11,109	11,672	13,273	47,080	437,071
E. Corbiere	2,208	2,070	2,461	4,761	11,500	109,088
Greenmantle	60	45	25	44	174	6,374
Doublestar	924	1,015	1,015	1,015	3,969	20,531
LEG	605	2,046	2,003	1,806	5,856	26,681
Sodexo	588	610	756	931	2,886	15,723
Kabi Lake	1,411	1,260	2,190	2,412	7,273	29,671
TBT Engineering	1,014	884	1,149	1,061	4,108	20,073
Norpro	348	496	516	504	1,864	3,484

## Project Monthly Man Hours

Month	Dec/19	Jan/20	Feb/20	Mar/20	Apr/20	May/20	Jun/20	Total
Total	48,329	110,656	131,909	123,678	22,674	26,984	84,708	614,763

Another Other Business?

## Next Steps

# Future Meetings

---

- Proposed quarterly meeting dates

October 22, 2020	Teleconference
January 21, 2021	Teleconference
April 22, 2021	Teleconference
July 22, 2021	Teleconference



## Minutes of PAC Meeting

---

Meeting date	<u>July 23, 2020</u>	Meeting Location:	<u>By conference call</u>
Subject:	<u>Quarterly Meeting of East-West Tie Partnership Advisory Committee (PAC)</u>	Written by:	<u>Isabel Mathieson</u>

<b>PRESENT:</b>	
Jennifer Tidmarsh	NextEra Energy Canada
Matt Gottschling	OMERS
Sharon Ostberg	Biigtigong Nishnaabeg
Chief Marcus Hardy	Red Rock Indian Band
Phil Pelletier	Fort William First Nation
Chris Lupaschuk	NextEra Energy Canada
Isabel Mathieson	NextEra Energy Canada
Matt Jackson	Enbridge Pipelines Inc.

**Minutes of PAC Meeting**

ITEM	ITEM DESCRIPTION	ACTION
1.	<b>The meeting commenced @ 10:05 am</b>	
2.	<b>Agenda</b> <ul style="list-style-type: none"> <li>• Review of Minutes from Last Meeting</li> <li>• Monthly Reports Review</li> <li>• Partnership and Project Regulatory Matters               <ul style="list-style-type: none"> <li>○ Project Cost Update</li> <li>○ Regulatory Matters</li> </ul> </li> <li>• Project Approvals               <ul style="list-style-type: none"> <li>○ Update on Work Front submissions and approvals</li> <li>○ Update on Species at Risk submissions and approvals</li> </ul> </li> <li>• Construction Update</li> <li>• Other Business</li> <li>• Next Steps</li> </ul>	
3.	<b>Review of Minutes</b> <ul style="list-style-type: none"> <li>• No items to discuss</li> </ul>	
4.	<b>Monthly Reports Review</b> <ul style="list-style-type: none"> <li>• No items to discuss</li> </ul>	
5.	<b>Partnership and Project Regulatory Matters</b> <ul style="list-style-type: none"> <li>• <b>Project Cost Update</b> <ul style="list-style-type: none"> <li>○ Tracking to budget</li> </ul> </li> </ul>	

**Minutes of PAC Meeting**

ITEM	ITEM DESCRIPTION	ACTION
	<ul style="list-style-type: none"> <li>○ COVID-19 costs are being recorded as a separate budget item from the \$737M amount</li> <li>○ Taking budget to Ontario Energy Board (OEB) to file rate case. Costs will be reviewed and approved which will set the rate the Project received</li> <li>● <b>Regulatory Matters</b> <ul style="list-style-type: none"> <li>○ Filing rate case early to ensure that process is complete prior to In Service Date</li> <li>○ Officially asked OEB for an extension to in service date to March 31, 2022 due to delays related to COVID-19</li> <li>○ Requesting official written response from OEB</li> </ul> </li> </ul>	<p><b>Jennifer to circulate OEB correspondence</b></p>
<p><b>6.</b></p>	<p><b>Project Approvals</b></p> <ul style="list-style-type: none"> <li>● Received 28.2 permit from Michipicoten</li> <li>● Working on Pays Plat with Federal government</li> <li>● Received Federal Species at Risk Permit           <ul style="list-style-type: none"> <li>○ Some permits are being reviewed by government due to COVID delays</li> </ul> </li> <li>● Previously had a discussion with government about access road on Kama Cliffs.           <ul style="list-style-type: none"> <li>○ Government has now stipulated that no roads be constructed which means all material is to be flown in by helicopter. Discussions are ongoing.</li> </ul> </li> <li>● Working with Pic Mobert First Nation Chief and Council on ATR lands</li> <li>● Jennifer and Matt Jackson planning to visit the Project area in early September where they will be observing all COVID protocols and concerns</li> </ul>	

**Minutes of PAC Meeting**

ITEM	ITEM DESCRIPTION	ACTION
7.	<p><b>Construction Update</b></p> <ul style="list-style-type: none"> <li>• Construction ramping up</li> <li>• The EWT Construction Progress Chart and Summary Tables for Incidents, Man Hour Reporting, and Project Man Hours were reviewed</li> <li>• Property damage explanation requested:               <ul style="list-style-type: none"> <li>○ Examples would be landowner claims pickup truck was driven over flowerbed or road was damaged by heavy vehicle</li> <li>○ NextBridge remediates damage at end of Construction</li> <li>○ No major claims or costs to date</li> <li>○ Remediation cost is a line item in budget borne by Valard</li> </ul> </li> </ul>	
8.	<p><b>Other Business</b></p> <ul style="list-style-type: none"> <li>• Sharon Ostberg asks about potential for access roads to be made permanent for communities to use after construction is finished:               <ul style="list-style-type: none"> <li>○ Fixed cost with Valard means no saving to leaving roads</li> <li>○ If communities want to keep the roads it would result in cost related to buying mats or gravel</li> <li>○ Approvals from MNRF would be required if the roads transfer from temporary to permanent</li> <li>○ Matt Jackson suggests that communities review the map books to identify any roads or other access that they would request be made permanent.                   <ul style="list-style-type: none"> <li>○ NextBridge and the communities can work together to investigate that possibility</li> </ul> </li> </ul> </li> </ul>	<p><b>NextBridge to send out electronic version of applicable access road map to each community</b></p>

**Minutes of PAC Meeting**

ITEM	ITEM DESCRIPTION	ACTION
9.	<p><b>Next Steps</b></p> <ul style="list-style-type: none"> <li>• Dates of upcoming Project Partnership meetings will be sent out as calendar invites by Isabel and Sharon</li> <li>• Proposed Quarterly Meeting Dates for the next 12 months were reviewed               <ul style="list-style-type: none"> <li>○ October 22, 2020 - Teleconference</li> <li>○ January 21, 2021 - Teleconference</li> <li>○ April 22, 2021 - Teleconference</li> <li>○ July 22, 2021 - Teleconference</li> </ul> </li> </ul>	<p><b>Send out invites</b></p> <p><b>All to review for potential issues with the dates</b></p>
10.	<p><b>Summary of Action Items</b></p> <ul style="list-style-type: none"> <li>• Jennifer to distribute OEB communications regarding changes to In Service Date</li> <li>• NextBridge to provide electronic maps to each community detailing the access infrastructure being constructed in their area for review and discussion of potential to make them permanent</li> <li>• Any issues with the proposed meeting dates should be communicated to Sharon and Isabel</li> <li>• Sharon and Isabel will send out meeting invites</li> </ul>	<p><b>Attachment 1</b></p> <p><b>Attachment 2</b></p> <p><b>ACTION ITEM</b></p> <p><b>Dates listed in Item 9. above</b></p>
11.	<p><b>The meeting was adjourned @ 10:32 AM. Next meeting is proposed as a conference call for October 22, 2020 at 10:00 AM</b></p>	

## Minutes of PAC Meeting

---

### ATTACHMENT 1

Letter to IESO regarding extension to In Service Date

## Minutes of PAC Meeting

---

### ATTACHMENT 2

Link to map books detailing access infrastructure being constructed by NextBridge

<http://www.nextbridge.ca/maps>

Please note that the tiles at the bottom of the page found in the link above have all the access roads in them.

**Minutes of PAC Meeting**

---



**Minutes of PAC Meeting**

---



**EAST-WEST TIE  
PARTNERSHIP ADVISORY  
COMMITTEE**

**Monthly Report**

**15 August 2020**

Prepared by:



**Confidential and Proprietary Information**

## MANAGEMENT SUMMARY OF OPERATIONS

Key Status	Summary
<b>Engineering &amp; Construction</b>	<ul style="list-style-type: none"> <li>• NextBridge and Valard teams participating in weekly scheduling call to monitor all activities on site</li> </ul> <p><b>Completion</b></p> <ul style="list-style-type: none"> <li>• 647 Structures cleared with winter and all season roads built</li> <li>• 352 Foundations installed</li> <li>• 352 Structures assembled</li> <li>• 136 Structures erected</li> </ul> <p><b>Procurement</b></p> <ul style="list-style-type: none"> <li>• 682 Towers delivered to site</li> <li>• 330 Reels of conductor</li> <li>• 63 Reels of OHGW on site</li> <li>• 78 Reels of OPGW on site</li> </ul>
<b>Environment</b>	<ul style="list-style-type: none"> <li>• All Work front (WF) Detailed Project Plans (DPP) and associated Permit Applications have been submitted. Some water crossing Work Permits have been resubmitted for WF 5, 10, and 11.</li> <li>• All Conservation Reserve (CR) and Provincial Park DPPs have been submitted; Kama Cliffs CR DPP has been revised to reflect helicopter access and approved by Ministry of Environment, Conservation and Parks (MECP).</li> </ul>
<b>Stakeholder Relations</b>	<ul style="list-style-type: none"> <li>• Work has continued with Township of White River to site a work camp at an alternative location. Township unanimously approved the site and recommended moving forward with obtaining necessary permits. Council prioritized addressing township flood plain mapping issues with Ministry of Natural Resources and Forestry (MNR) to facilitate approval.</li> <li>• Preparations have begun on planning for right of way tour starting in late August.</li> <li>• Updates on construction and Project news including positive coverage of charitable donations have been posted on the Project online platforms.</li> </ul>

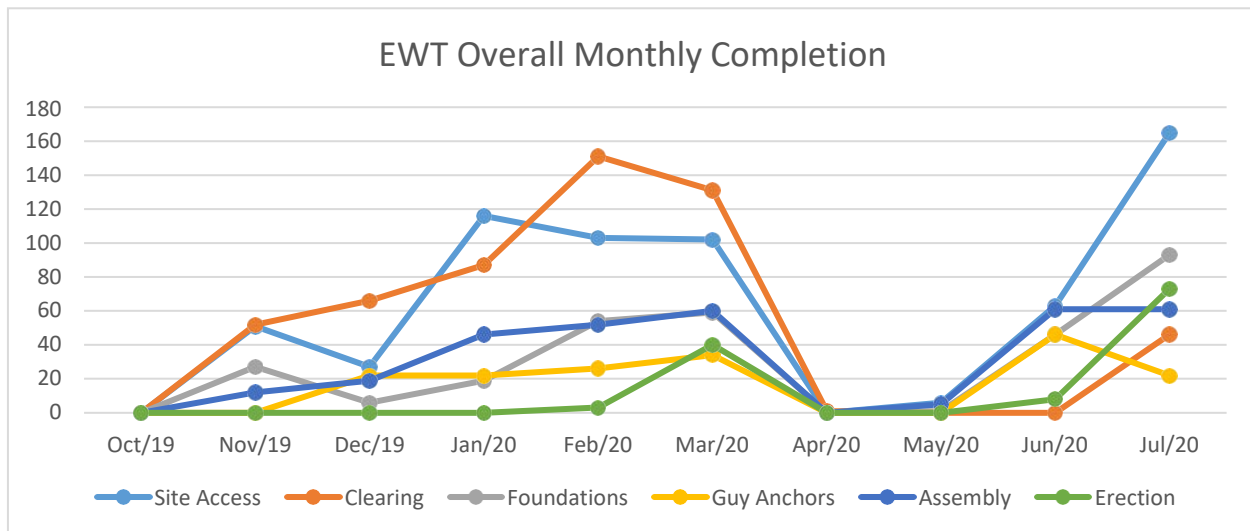
Key Status	Summary
<b>Indigenous</b>	<ul style="list-style-type: none"> <li>• Engagement team has re-launched the Indigenous Facilitator Program as of July 6<sup>th</sup> in a phased approach with two community facilitators in the field. The goal is to resume the program fully by early September.</li> <li>• Formal contract negotiated and put in place with Supercom to manage program.</li> <li>• Review of Atwell program support in light of changes to the program structure and lessons learned is being undertaken.</li> <li>• Concluded 28.2 permits with Michipicoten First Nation and still negotiating with the Federal government for Pays Plat First Nation</li> <li>• Working with Pic Mobert to implement the re-designed White Lake Narrows crossing option. The community is reviewing the mitigation agreement and ATR permit, provided the visualization study results in no major concerns raised.</li> <li>• Two Trapper Compensation Releases have been signed with members of RRIB.</li> <li>• Implementing the caribou relocation work with MFN.             <ul style="list-style-type: none"> <li>• Relunched discussions with the community on next steps with the Caribou Transfer Strategy.</li> <li>• Working on a transfer requirements and monitoring approach with the community.</li> </ul> </li> </ul>

## OVERALL MONTHLY COMPLETION PROGRESS

### COVID-19 UPDATE

Weekly COVID-19 calls are being held to review all risks. The provincial health guidelines are being closely monitored and changes will be made on site as required. The additional site safety measures below continue to be followed:

- Screening new workers and workers who have recently travelled;
- Testing workers on site;
- Reducing contact between employees, including how they travel to and from site each day;
- Modified accommodations;
- Additional cleaning and sanitizing procedures; and,
- Providing additional PPE to employees including masks and handsanitizer.



### Environmental

The following environmental activities were completed during the month of July:

- The Indigenous facilitator program was restarted during the month of July;
- Up to 5 Atwell environmental monitors onsite conducting ESC inspections, environmental oversight and review of grubbing areas;
- Up to 2 Indigenous facilitators on site; and,
- The results of the laboratory testing on the reported spill in June were returned, minor remediation required which was completed 7/20. Further results are pending.

### Environmental Man Hours

Environmental Monitors	Jan/20	Feb/20	Mar/20	Apr/20	May/20	Jun/20	Jul/20	Total
DST	1078	1682	1161	80	120	200	871	8,824
Atwell	1,419	1,448	1,877	697	1,057	1,726	1,649	12,196
Indigenous	456	984	552	0	0	0	224	3,424

## OVERALL MONTHLY COMPLETION PROGRESS

### Man Hour Reporting

Week Ending	7/4/20	7/11/20	7/18/20	7/25/20	Month	Project Total
Valard	14,257	14,842	18,493	25,386	72,978	510,049
E. Corbiere	4,761	4,968	4,278	3,083	17,090	126,178
Synterra	180	180	180	180	720	720
Doublestar	944	708	336	725	2,713	23,244
LEG	1,265	799	648	1,532	4,243	30,924
Sodexo	969	817	790	1,985	4,560	20,282
Kabi Lake	3,144	1,875	2,208	2,201	9,428	39,099
TBT Engineering	1,122	918	748	758	3,546	23,619
Norpro	504	504	504	768	2,280	5,764

### Camp, Laydown, & Office Construction

The Nipigon and Marathon camps are both now open and active. NextBridge is still exploring potential locations for a camp in White River.

Camp	Status	Decommission
Nipigon	Active with COVID-19 Protocols in place	December 31 <sup>st</sup> , 2021
Marathon	Active with COVID-19 Protocols in place	December 31 <sup>st</sup> , 2021
White River	Permitting/Planning	December 31 <sup>st</sup> , 2021
Wawa	TBD	December 31 <sup>st</sup> , 2021



**LAND**

WorkFront	Land-ROW	Land - Access
Work Front7	98%	98%
Work Front8	100%	100%
Work Front1	99%	100%
Work Front9	100%	100%
Work Front2	100%	100%
Work Front3	100%	100%
Work Front6	99.8%	100%
Work Front4	100%	100%
Work Front5	96%	100%
Work Front11	74%	100%
Work Front10	100%	100%

UPCOMING ACTIVITIES



Work Front	Approval
1	22-Nov
7	22-Nov
6	20-Dec
2	13-Dec
8	20-Dec
3	31-Jan
9	20-Dec
4	31-Jan
5	31-Jan
10	20-Aug
11	20-Aug

**Next 30 Days – Upcoming Activities**

- Finalizing 28.2 with Pays Plat & Pic Mobert
- Meeting with HONI RE: Connection and Cost Recovery Agreement
- Signing mining leasehold agreements
- Drafting of Rate Case Application



**FINANCIAL OPERATING INFORMATION**

Confidential - as of 7/31/2020	Actuals Spent		Budget			Forecast Budget Variance		
	A Spent This Month \$	B Total Spent To Date \$	C Budget Per LTC Application \$	D=C-B Budget Remaining	E=D/C*100 Budget Remaining %	F Forecast Budget Change \$	G Forecast Budget Change %	Reasons For Change
<b>Engineering &amp; Construction</b>	<b>30,445,860</b>	<b>241,358,550</b>	<b>572,761,388</b>	<b>331,402,838</b>	<b>58%</b>	<b>614,267,289</b>	<b>7%</b>	Revised based on in-service date
1 Engineering, Design and Procurement			19,342,245					
2 Materials and Equipment			89,408,231					
8 Site Clearing, Access			107,463,339					
9 Construction			356,547,573					
<b>Environmental &amp; Remediation Activities</b>	<b>636,694</b>	<b>15,070,903</b>	<b>26,929,260</b>	<b>11,858,357</b>	<b>44%</b>	<b>31,277,866</b>	<b>16%</b>	Revised based on in-service date
3 Environmental and Regulatory Approvals			13,030,561					
10 Site Remediation			13,898,699					
<b>Indigenous Activities</b>	<b>422,541</b>	<b>13,679,256</b>	<b>20,211,000</b>	<b>6,531,744</b>	<b>32%</b>	<b>23,653,555</b>	<b>17%</b>	Revised based on in-service date
5 Indigenous Economic Participation			7,000,000					
6 Indigenous Consultation			13,211,000					
4 <b>Land Rights (excludes Aboriginal)</b>	<b>316,774</b>	<b>15,966,135</b>	<b>23,830,512</b>	<b>7,864,377</b>	<b>33%</b>	<b>23,830,512</b>	<b>0%</b>	Allocation of Contingency
7 <b>Other Consultation</b>	<b>27,393</b>	<b>1,049,431</b>	<b>2,530,194</b>	<b>1,480,763</b>	<b>59%</b>	<b>2,530,194</b>	<b>0%</b>	
11 <b>Contingency</b>	<b>-</b>	<b>-</b>	<b>49,399,445</b>	<b>49,399,445</b>	<b>100%</b>	<b>102,383</b>	<b>-100%</b>	
12 <b>Regulatory</b>	<b>90,394</b>	<b>3,703,363</b>	<b>5,405,078</b>	<b>1,701,715</b>	<b>31%</b>	<b>5,405,078</b>	<b>0%</b>	
13 <b>EWT Management</b>	<b>53,460</b>	<b>3,886,410</b>	<b>4,900,644</b>	<b>1,014,234</b>	<b>21%</b>	<b>4,900,644</b>	<b>0%</b>	
<b>Total Project Spend</b>	<b>31,993,116</b>	<b>294,714,048</b>	<b>705,967,521</b>	<b>411,253,473</b>	<b>58%</b>	<b>705,967,521</b>	<b>0%</b>	
14 <b>Interest During Construction (IDC)<sup>1</sup></b>	<b>618,539</b>	<b>9,388,278</b>	<b>31,003,000</b>	<b>21,614,722</b>	<b>70%</b>	<b>31,003,000</b>	<b>0%</b>	
<b>Total Construction Costs<sup>2,3</sup></b>	<b>32,611,655</b>	<b>304,102,326</b>	<b>736,970,521</b>	<b>432,868,195</b>	<b>59%</b>	<b>736,970,521</b>	<b>0%</b>	

1 IDC has not been reforecasted as interest rates will vary based on the OEB prescribed rates 2 On the record (EB-2017-0182)

3 Development Costs eligible for consideration as construction costs of \$5.3 MM not reflected in column B. (OEB Decision, December 20, 2018)



**EAST-WEST TIE  
PARTNERSHIP ADVISORY  
COMMITTEE**

**Monthly Report**

**15 September 2020**

Prepared by:



**Confidential and Proprietary Information**

## MANAGEMENT SUMMARY OF OPERATIONS

Key Status	Summary
<b>Engineering &amp; Construction</b>	<ul style="list-style-type: none"> <li>• NextBridge and Valard teams participating in weekly scheduling call to monitor all activities on-site</li> </ul> <p><b>Completion</b></p> <ul style="list-style-type: none"> <li>• 660 Structures cleared with winter and all season roads built</li> <li>• 512 Foundations installed</li> <li>• 364 Structures assembled</li> <li>• 186 Structures erected</li> </ul> <p><b>Procurement</b></p> <ul style="list-style-type: none"> <li>• 717 Towers delivered to site</li> <li>• 330 Reels of conductor</li> <li>• 63 Reels of OHGW on site</li> <li>• 78 Reels of OPGW on site</li> </ul>
<b>Environment</b>	<ul style="list-style-type: none"> <li>• All Work front (WF) Detailed Project Plans (DPP) and associated Permit Applications have been submitted and the vast majority have been approved             <ul style="list-style-type: none"> <li>• Few permits remain outstanding and are related to watercourse crossing amendments, access changes and those held up by land agreements</li> </ul> </li> <li>• All Conservation Reserve (CR) and Provincial Park DPPs have been submitted             <ul style="list-style-type: none"> <li>• Kama Cliffs CR DPP has been revised to reflect helicopter access and approved by Ministry of Environment, Conservation and Parks (MECP).</li> </ul> </li> </ul>
<b>Stakeholder Relations</b>	<ul style="list-style-type: none"> <li>• Work has continued with Township of White River to site a work camp in the community             <ul style="list-style-type: none"> <li>• Township provided final approval for the camp on August 12</li> <li>• Passed a resolution to flood plain by-law to allow temporary construction of a camp on the full two parcels as planned</li> <li>• Building permit is being acquired</li> </ul> </li> <li>• Right of way tour took place in late August/early September</li> <li>• Updates on construction and Project news including positive coverage of charitable donations have been posted on the Project online platforms</li> </ul>

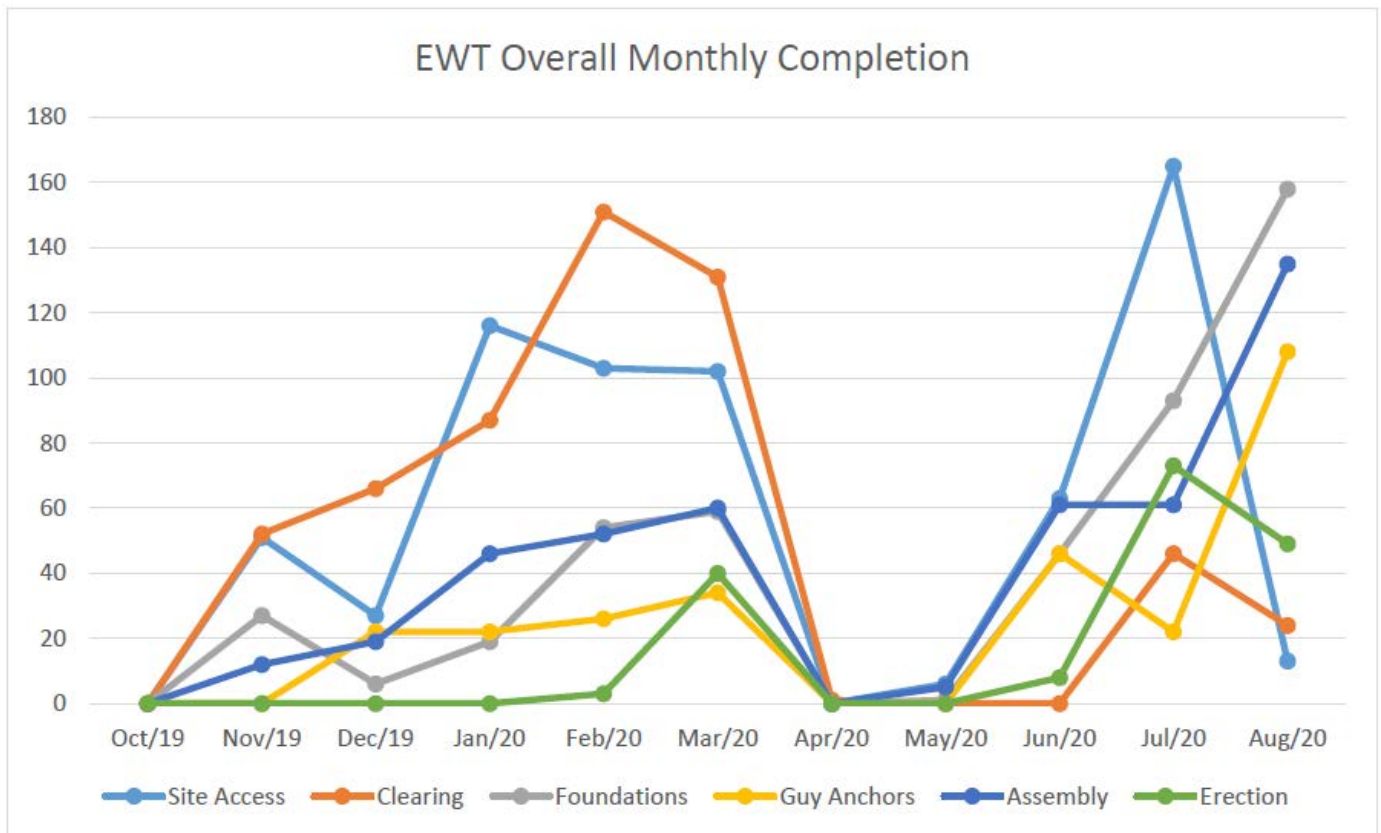
Key Status	Summary
<b>Indigenous Relations</b>	<ul style="list-style-type: none"> <li>• NextBridge staff conducted a right-of-way tour via RV and met with all 6 BLP communities, conducted right of way tours and participated in cultural ceremonies</li> <li>• Engagement team has re-launched the Indigenous Facilitator Program and all but one community have facilitators heading into the field</li> <li>• Final review of Pays Plat First Nation 28.2 being completed with Federal government             <ul style="list-style-type: none"> <li>• aiming to have concluded by October 1<sup>st</sup></li> </ul> </li> <li>• Pic Moberg access permit nearly complete             <ul style="list-style-type: none"> <li>• Finalizing with Federal government</li> <li>• Aiming for October 1<sup>st</sup> completion</li> </ul> </li> <li>• Pic Moberg has agreed to the re-designed crossing plan for the White Lake Narrows             <ul style="list-style-type: none"> <li>• Working to complete archeological assessments and finalize agreements with the community</li> </ul> </li> <li>• Consulting with MFN on the caribou relocation work and species at risk permit             <ul style="list-style-type: none"> <li>• Relaunched discussions with the community on next steps with the Caribou Transfer Strategy.</li> <li>• Working on a transfer requirements and monitoring approach with the community.</li> </ul> </li> </ul>

**OVERALL MONTHLY PERSON HOURS AND WORKSITE STATUSES**

**COVID-19 UPDATE**

Weekly COVID-19 calls are being held to review all risks. The provincial health guidelines are being closely monitored and changes will be made on site as required. The additional site safety measures below continue to be followed:

- Screening new workers and workers who have recently travelled;
- Testing workers on site;
- Reducing contact between employees, including how they travel to and from site each day;
- Modified accommodations;
- Additional cleaning and sanitizing procedures; and,
- Providing additional PPE to employees including masks and hand sanitizer.



**Environmental**

The following environmental activities were completed during the month of August:

- The Indigenous facilitator program restarted in July and up to three facilitators were on site during the month of August;
- Up to three Atwell environmental monitors onsite conducting erosion and sedimentation control (ESC) inspections, environmental oversight and review of grubbing areas; and,
- Closed out spill cleanup on Nash Road (WF1) and provided Ministry of Environment with update of analyzed soil samples.

## OVERALL MONTHLY PERSON HOURS AND WORKSITE STATUSES

### Environmental Person Hours

Environmental Monitors	Feb/20	Mar/20	Apr/20	May/20	Jun/20	Jul/20	Aug/20	Total
DST	1682	1161	80	120	200	871	361	8,985
Atwell	1,448	1,877	697	1,057	1,726	1,649	961	13,156

### Contractor and Subcontractor Person Hour Reporting

Week Ending	8/1/20	8/8/20	8/15/20	8/22/20	Month	Project Total
Valard	30,668	32,241	29,213	27,937	120,059	628,326
E. Corbiere	1,730	1,016	1,080	1,449	5,275	131,453
Doublestar	2,485	2,254	2,176	1,553	8,468	31,712
LEG	1,318	2,954	2,992	2,383	9,646	40,570
Sodexo	2,096	2,100	2,310	2,158	8,664	28,946
Kabi Lake	1,262	1,279	1,424	1,408	5,373	44,472
TBT Engineering	480	527	670	511	2,187	25,806
Norpro	523	588	480	624	2,215	7,979

### Camp, Laydown, & Office Construction

The Nipigon and Marathon camps are both now open and active. NextBridge is working on a camp location in White River.

Camp	Status	Decommission
Nipigon	Active with COVID-19 Protocols in place	December 31 <sup>st</sup> , 2021
Marathon	Active with COVID-19 Protocols in place	December 31 <sup>st</sup> , 2021
White River	Construction in Progress	December 31 <sup>st</sup> , 2021
Wawa	TBD	December 31 <sup>st</sup> , 2021

### Stringing and Erection Photos



**LAND OVERALL COMPLETION**

WorkFront	Land-ROW	Land - Access
Work Front7	99%	96%
Work Front8	100%	100%
Work Front1	100%	100%
Work Front9	100%	100%
Work Front2	100%	100%
Work Front3	100%	100%
Work Front6	100%	100%
Work Front4	100%	100%
Work Front5	96%	100%
Work Front11	74%	100%
Work Front10	100%	100%

## UPCOMING ACTIVITIES



Work Front	Approval
1	22-Nov
7	22-Nov
6	20-Dec
2	13-Dec
8	20-Dec
3	31-Jan
9	20-Dec
4	31-Jan
5	31-Jan
10	20-Aug
11	20-Aug

Next 30 Days – Upcoming Activities
<ul style="list-style-type: none"> <li>Finalized Finalizing 28.2 with Pays Plat &amp; Pic Moberg</li> <li>Meetings held with HONI RE: Connection and Cost Recovery Agreement (CCRA) and Connection Facilities Agreement (CFA)</li> <li>Signing mining leasehold agreement</li> <li>Drafting of Rate Case Application</li> </ul>



**FINANCIAL OPERATING INFORMATION**

Confidential - as of 8/31/2020	Actuals Spent		Budget			Forecast Budget Variance		
	A Spent This Month \$	B Total Spent To Date \$	C Budget Per LTC Application \$	D=C-B Budget Remaining \$	E=D/C*100 Budget Remaining %	F Forecast Budget Change \$	G Forecast Budget Change %	Reasons For Change
<b>Engineering &amp; Construction</b>	33,170,893	274,529,442	572,761,388	298,231,946	52%	614,267,289	7%	Revised based on in-service date
1 Engineering, Design and Procurement			19,342,245					
2 Materials and Equipment			89,408,231					
8 Site Clearing, Access			107,463,339					
9 Construction			356,547,573					
<b>Environmental &amp; Remediation Activities</b>	772,833	15,843,736	26,929,260	11,085,524	41%	31,277,866	16%	Revised based on in-service date
3 Environmental and Regulatory Approvals			13,030,561					
10 Site Remediation			13,898,699					
<b>Indigenous Activities</b>	1,397,751	15,077,007	20,211,000	5,133,993	25%	23,653,555	17%	Revised based on in-service date
5 Indigenous Economic Participation			7,000,000					
6 Indigenous Consultation			13,211,000					
4 Land Rights (excludes Aboriginal)	452,532	16,418,667	23,830,512	7,411,845	31%	23,830,512	0%	Allocation of Contingency
7 Other Consultation	19,325	1,068,756	2,530,194	1,461,438	58%	2,530,194	0%	
11 Contingency	-	-	49,399,445	49,399,445	100%	102,383	-100%	
12 Regulatory	86,286	3,789,649	5,405,078	1,615,429	30%	5,405,078	0%	
13 EWT Management	117,817	4,004,227	4,900,644	896,417	18%	4,900,644	0%	
<b>Total Project Spend</b>	<b>36,017,437</b>	<b>330,731,485</b>	<b>705,967,521</b>	<b>375,236,036</b>	<b>53%</b>	<b>705,967,521</b>	<b>0%</b>	
14 Interest During Construction (IDC) <sup>1</sup>	684,658	10,072,936	31,003,000	20,930,064	68%	31,003,000	0%	
<b>Total Construction Costs<sup>2,3</sup></b>	<b>36,702,095</b>	<b>340,804,421</b>	<b>736,970,521</b>	<b>396,166,100</b>	<b>54%</b>	<b>736,970,521</b>	<b>0%</b>	

1 IDC has not been reforecasted as interest rates will vary based on the OEB prescribed rates

2 On the record (EB-2017-0182)

3 Development Costs eligible for consideration as construction costs of \$5.3 MM not reflected in column B. (OEB Decision, December 20, 2018)



**EAST-WEST TIE  
PARTNERSHIP ADVISORY  
COMMITTEE**

**Monthly Report**

**15 October 2020**

Prepared by:



**Confidential and Proprietary Information**

## MANAGEMENT SUMMARY OF OPERATIONS

Key Status	Summary
<b>Engineering &amp; Construction</b>	<ul style="list-style-type: none"> <li>• NextBridge and Valard teams participating in weekly scheduling call to monitor all activities on-site</li> </ul> <p><b>Completion</b></p> <ul style="list-style-type: none"> <li>• 792 Structures cleared with winter and all season roads built</li> <li>• 514 Foundations installed</li> <li>• 528 Structures assembled</li> <li>• 269 Structures erected</li> </ul> <p><b>Procurement</b></p> <ul style="list-style-type: none"> <li>• 816 Towers delivered to site</li> <li>• 490 Reels of conductor</li> <li>• 71 Reels of OHGW on site</li> <li>• 82 Reels of OPGW on site</li> </ul>
<b>Environment</b>	<ul style="list-style-type: none"> <li>• All Work front (WF) Detailed Project Plans (DPP) and associated Permit Applications have been submitted and the vast majority have been approved             <ul style="list-style-type: none"> <li>• Few permits remain outstanding and are related to watercourse crossing amendments, access changes and those held up by land agreements</li> </ul> </li> <li>• All Conservation Reserve (CR) and Provincial Park DPPs have been submitted             <ul style="list-style-type: none"> <li>• Kama Cliffs CR DPP has been revised to reflect helicopter access and approved by Ministry of Environment, Conservation and Parks (MECP)</li> </ul> </li> </ul>
<b>Stakeholder Relations</b>	<ul style="list-style-type: none"> <li>• Work continued with Township of White River to site a work camp in the community with a building permit being issued on September 23, 2020</li> <li>• After inquiry from the Township of Terrace Bay, determined two highway commercial properties would not be needed for the Project and the options on them could be terminated, thus allowing possible development of the lands by an interested third party</li> <li>• Updates on construction and Project news including positive coverage of charitable donations continue to be posted on the Project online platforms</li> </ul>

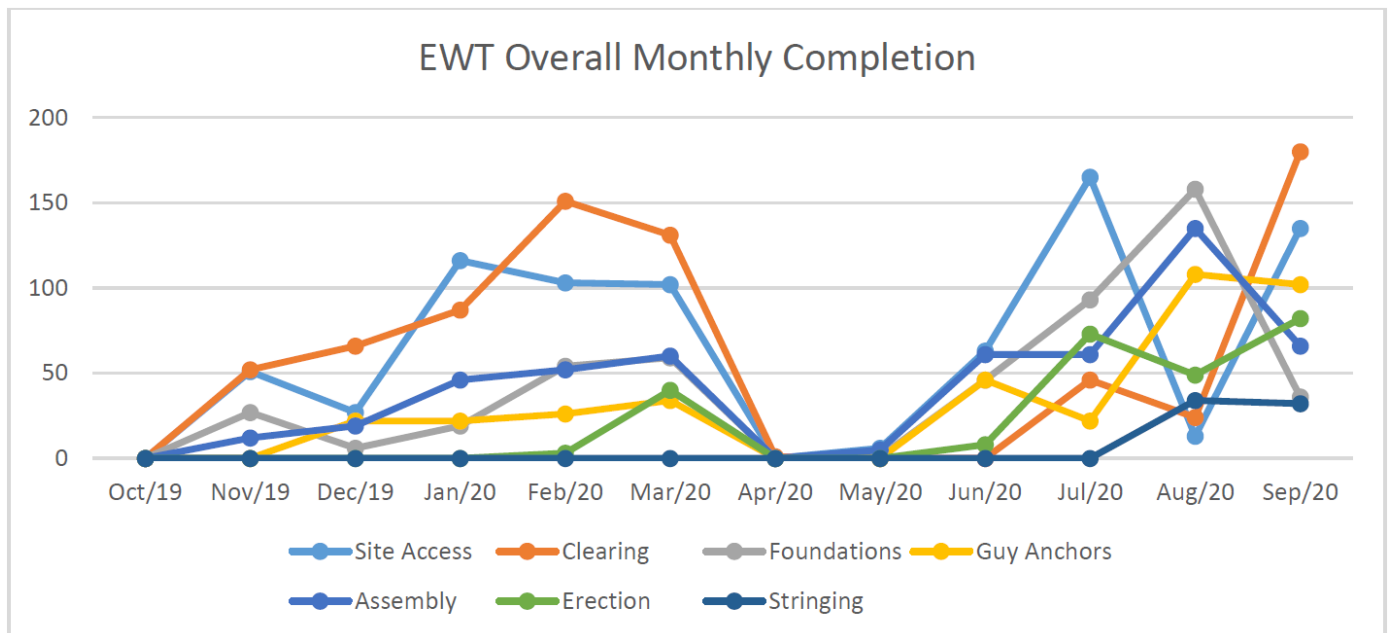
	<ul style="list-style-type: none"> <li>• Preparing next stakeholder update newsletter which will be sent Q4 2020 providing a status update to the stakeholders and Indigenous communities</li> </ul>
<b>Key Status</b>	<b>Summary</b>
<b>Indigenous Relations</b>	<ul style="list-style-type: none"> <li>• Engagement team has re-launched the Indigenous Facilitator Program and all communities have facilitators heading into the field</li> <li>• Pays Plat Federal 28.2 Permit has been completed       <ul style="list-style-type: none"> <li>• Construction on PPFN lands expected to start by end of October</li> </ul> </li> <li>• Pic Moberg access permit nearly complete       <ul style="list-style-type: none"> <li>• Finalizing one remaining clause with the Federal government</li> <li>• Expect permit to be complete by end of October</li> </ul> </li> <li>• Pic Moberg is in the process of lifting the stop work order in place for White Lake and Nursery Lake (expected October 20<sup>th</sup>, 2020)       <ul style="list-style-type: none"> <li>• Mitigation plans in place to protect cultural resources in the area, community approved new crossing option, and construction to commence in the area by end of October.</li> </ul> </li> <li>• Consulting with MFN on the caribou relocation work and species at risk permit       <ul style="list-style-type: none"> <li>• Relaunched discussions with the community on next steps with the Caribou Transfer Strategy.</li> <li>• Working on a transfer requirements and monitoring approach with the community.</li> </ul> </li> </ul>

## OVERALL MONTHLY PERSON HOURS AND WORKSITE STATUSES

### COVID-19 UPDATE

Weekly COVID-19 calls are being held to review all risks. The provincial health guidelines are being closely monitored and changes will be made on site as required. The additional site safety measures below continue to be followed:

- Screening new workers and workers who have recently travelled;
- Testing workers on site;
- Reducing contact between employees, including how they travel to and from site each day;
- Modified accommodations;
- Additional cleaning and sanitizing procedures; and,
- Providing additional PPE to employees including masks and hand sanitizer.



### Environmental

The following environmental activities were completed during the month of September:

- The Indigenous Facilitator Program was relaunched in a phased approach in July 2020 and up to five facilitators were in the field during the month of September;
- Up to five Atwell environmental monitors onsite conducting erosion and sedimentation control (ESC) inspections, environmental compliance and oversight and,
- Closed out spill cleanup on Nash Road (WF1) and provided Ministry of Environment with update of analyzed soil samples.

### Environmental Person Hours

Environmental Monitors	Mar/20	Apr/20	May/20	Jun/20	Jul/20	Aug/20	Sep/20	Total
DST	1161	80	120	200	871	361	500	9,485
Atwell	1,877	697	1,057	1,726	1,649	961	1656	14,812

**OVERALL MONTHLY PERSON HOURS AND WORKSITE STATUSES**

**Contractor and Subcontractor Person Hour Reporting**

Week Ending	9/5/20	9/12/20	9/19/20	9/26/20	Month	Project Total
Valard	30,598	27,778	20,753	22,000	101,260	729,586
E. Corbiere	5,160	8,184	8,134	7,130	30,057	161,510
Doublestar	2,146	1,550	448	495	6,897	38,609
LEG	2,668	2,807	2,411	1,945	12,461	53,030
Sodexo	2,024	2,295	2,170	1,888	10,355	39,301
Kabi Lake	2,772	5,028	5,604	5,880	20,460	64,932
TBT Engineering	106	178	376	147	1,181	26,987
Norpro	588	504	672	672	3,036	11,015

**Camp, Laydown, & Office Construction**

The Nipigon and Marathon camps are both now open and active. NextBridge is working on a camp location in White River.

Camp	Status	Decommission
Nipigon	Active with COVID-19 Protocols in place	December 31 <sup>st</sup> , 2021
Marathon	Active with COVID-19 Protocols in place	December 31 <sup>st</sup> , 2021
White River	Construction in Progress	December 31 <sup>st</sup> , 2021
Wawa	TBD	December 31 <sup>st</sup> , 2021

## OVERALL MONTHLY PERSON HOURS AND WORKSITE STATUSES

### Stringing and Erection Photos



**LAND OVERALL COMPLETION**

WorkFront	Land -ROW	Land - Access
Work Front 7	100%	100%
Work Front 8	100%	100%
Work Front 1	100%	100%
Work Front 9	100%	100%
Work Front 2	100%	100%
Work Front 3	100%	100%
Work Front 6	100%	100%
Work Front 4	100%	100%
Work Front 5	96%	100%
Work Front 11	74%	100%
Work Front 10	100%	100%



## UPCOMING ACTIVITIES



Work Front	Approval
1	22-Nov
7	22-Nov
6	20-Dec
2	13-Dec
8	20-Dec
3	31-Jan
9	20-Dec
4	31-Jan
5	31-Jan
10	20-Aug
11	20-Aug

### Next 30 Days – Upcoming Activities

- Finalizing 28.2 with Pic Mobert
- Meetings with HONI RE: Connection and Cost Recovery Agreement (CCRA) and Connection Facilities Agreement (CFA) and Schedule
- Drafting of Rate Case Application

## FINANCIAL OPERATING INFORMATION

Confidential - as of 9/30/2020	Actuals Spent		Budget			Forecast Budget Variance		
	A Spent This Month \$	B Total Spent To Date \$	C Budget Per LTC Application \$	D=C-B Budget Remaining \$	E=D/C*100 Budget Remaining %	F Forecast Budget Change \$	G Forecast Budget Change %	Reasons For Change
<b>Engineering &amp; Construction</b>	31,467,267	305,996,709	572,761,388	266,764,679	47%	614,267,289	7%	Revised based on in-service date
1			19,342,245					
2			89,408,231					
8			107,463,339					
9			356,547,573					
<b>Environmental &amp; Remediation Activities</b>	475,250	16,318,987	26,929,260	10,610,273	39%	31,277,866	16%	Revised based on in-service date
3			13,030,561					
10			13,898,699					
<b>Indigenous Activities</b>	529,946	15,606,953	20,211,000	4,604,047	23%	23,653,555	17%	Revised based on in-service date
5			7,000,000					
6			13,211,000					
4	359,539	16,778,207	23,830,512	7,052,305	30%	23,830,512	0%	
7	67,921	1,136,677	2,530,194	1,393,517	55%	2,530,194	0%	
11	-	-	49,399,445	49,399,445	100%	102,383	-100%	Allocation of Contingency
12	86,018	3,875,667	5,405,078	1,529,411	28%	5,405,078	0%	
13	77,559	4,081,786	4,900,644	818,858	17%	4,900,644	0%	
<b>Total Project Spend</b>	33,063,500	363,794,985	705,967,521	342,172,536	48%	705,967,521	0%	
14	759,094	10,832,030	31,003,000	20,170,970	65%	31,003,000	0%	
<b>Total Construction Costs<sup>23</sup></b>	33,822,594	374,627,015	736,970,521	362,343,506	49%	736,970,521	0%	

1 IDC has not been reforecasted as interest rates will vary based on the OEB prescribed rates

2 On the record (EB-2017-0182)

3 Development Costs eligible for consideration as construction costs of \$5.3 MM not reflected in column B. (OEB Decision, December 20, 2018)

NextBridge Infrastructure is comprised  
of three established brands in the  
energy industry

# **East-West Tie Partnership Advisory Committee Meeting**

Conference Call, October 22, 2020 10 am

1-877-385-4099 / 8758310#

# Agenda

---

- Review of Minutes from Last Meeting
- Partnership and Project Regulatory Matters
  - Project Cost Update
  - Regulatory Matters
- Project Approvals
  - Update on Major Permits and Approvals by Workfront (WF)
  - Update on Environmental Approvals
- Construction Update
  - COVID 19 Impacts
- Other Business
- Next Steps

## Partnership and Project Regulatory Matters

# Project Cost Update

Confidential - as of 9/30/2020	Actuals Spent		Budget			Forecast Budget Variance		Reasons For Change
	A Spent This Month \$	B Total Spent To Date \$	C Budget Per LTC Application \$	D=C-B Budget Remaining \$	E=D/C*100 Budget Remaining %	F Forecast Budget Change \$	G Forecast Budget Change %	
<b>Engineering &amp; Construction</b>	31,467,267	305,996,709	572,761,388	266,764,679	47%	614,267,289	7%	Revised based on in-service date
1 Engineering, Design and Procurement			19,342,245					
2 Materials and Equipment			89,408,231					
8 Site Clearing, Access			107,463,339					
9 Construction			356,547,573					
<b>Environmental &amp; Remediation Activities</b>	475,250	16,318,987	26,929,260	10,610,273	39%	31,277,866	16%	Revised based on in-service date
3 Environmental and Regulatory Approvals			13,030,561					
10 Site Remediation			13,898,699					
<b>Indigenous Activities</b>	529,946	15,606,953	20,211,000	4,604,047	23%	23,653,555	17%	Revised based on in-service date
5 Indigenous Economic Participation			7,000,000					
6 Indigenous Consultation			13,211,000					
4 Land Rights (excludes Aboriginal)	359,539	16,778,207	23,830,512	7,052,305	30%	23,830,512	0%	Allocation of Contingency
7 Other Consultation	67,921	1,136,677	2,530,194	1,393,517	55%	2,530,194	0%	
11 Contingency	-	-	49,399,445	49,399,445	100%	102,383	-100%	
12 Regulatory	86,018	3,875,667	5,405,078	1,529,411	28%	5,405,078	0%	
13 EWT Management	77,559	4,081,786	4,900,644	818,858	17%	4,900,644	0%	
<b>Total Project Spend</b>	33,063,500	363,794,985	705,967,521	342,172,536	48%	705,967,521	0%	
14 Interest During Construction (IDC) <sup>1</sup>	759,094	10,832,030	31,003,000	20,170,970	65%	31,003,000	0%	
<b>Total Construction Costs<sup>2,3</sup></b>	33,822,594	374,627,015	736,970,521	362,343,506	49%	736,970,521	0%	

1 IDC has not been reforecasted as interest rates will vary based on the OEB prescribed rates

2 On the record (EB-2017-0182)

3 Development Costs eligible for consideration as construction costs of \$5.3 MM not reflected in column B. (OEB Decision, December 20, 2018)

# Regulatory Matters

- Ontario Energy Board (OEB) Quarterly Construction Progress Report to be filed on October 22, 2020
  - The Report will include information on an updated construction schedule which incorporates a new ISD of March 31, 2020.
  - Coordination meetings have commenced with HONI based on direction from the IESO and OEB.
- Rate case preparation is underway
  - Anticipated filing Q4 2020.
  - NextBridge will be filing on budget - \$737M.
  - The rate case will be filed and eventually there will be a hearing in front of the OEB to approve the budget.
- NextBridge is recording costs related to COVID in a separate account

## Project Approvals Update



# Update on Major Permit and Approval/Authorization by Work Front

Work Front	Remaining Major Permits and Approvals/Authorizations	Original Target Date Reported in 1 <sup>st</sup> OEB Quarterly Report	Revised Target Date	Variance Reason/Potential Impact
6	1 Species at Risk Amendment (including Caribou) 1 Phase I ESA	December 2019	May 2020 → November 2020	<ul style="list-style-type: none"> <li>Awaiting agency approval of amended Overall Benefit Permit to allow construction of all season access roads if needed.</li> <li>Known schedule impacts have been assessed and incorporated into the updated construction schedule.</li> </ul>
8	4 Work Permit and Land Use Permit 5 Access	September 2019	May 2020 → November 2020	<ul style="list-style-type: none"> <li>Awaiting necessary federal permits and approvals on Pic Moberg ATR lands as mentioned earlier in the Report.</li> <li>Awaiting approval for Pic Moberg ATR Land from ISC in order to apply for necessary work permit.</li> <li>Known schedule impacts have been assessed and incorporated into the updated construction schedule.</li> </ul>
3	0 Species at Risk 2 Water Body Crossings 4 Work Permit and Land Use Permit 1 Phase I ESA 3 Access	September 2019	May 2020 → October 2020	<ul style="list-style-type: none"> <li>Awaiting necessary provincial permits and approvals.</li> <li>Known schedule impacts have been assessed and incorporated into the updated construction schedule.</li> </ul>
9	1 Water Body Crossings 1 Work Permit and Land Use Permit 0 Access	September 2019	October 2020	<ul style="list-style-type: none"> <li>Awaiting necessary provincial permits and approvals.</li> <li>Known schedule impacts have been assessed and incorporated into the updated construction schedule.</li> </ul>

# Update on Major Permit and Approval/Authorization by Work Front

Work Front	Remaining Major Permits and Approvals/Authorizations	Original Target Date Reported in 1 <sup>st</sup> OEB Quarterly Report	Revised Target Date	Variance Reason/Potential Impact
5	2 Water Body Crossings 2 Work Permit and Land Use Permit	December 2019	May 2020 → October 2020	<ul style="list-style-type: none"> <li>• Awaiting necessary provincial permits and approvals.</li> <li>• Known schedule impacts have been assessed and incorporated into the updated construction schedule.</li> </ul>
4	2 Water Body Crossings 2 Work Permit and Land Use Permit	November 2019	May 2020 → October 2020	<ul style="list-style-type: none"> <li>• Awaiting necessary provincial permits and approvals.</li> <li>• Known schedule impacts have been assessed and incorporated into the updated construction schedule.</li> </ul>
10	3 Water Body Crossings 4 Work Permit and Land Use Permit 2 Access	November 2019	May 2020 → October 2020	<ul style="list-style-type: none"> <li>• Awaiting necessary provincial permits and approvals.</li> <li>• Known schedule impacts have been assessed and incorporated into the updated construction schedule.</li> </ul>
11	4 Water Body Crossings 5 Work Permit and Land Use Permit 2 Access	December 2019	May 2020 → October 2020	<ul style="list-style-type: none"> <li>• Awaiting necessary provincial permits and approvals.</li> <li>• Known schedule impacts have been assessed and incorporated into the updated construction schedule.</li> </ul>

# Update on Environmental Approvals

## Species at Risk (SAR)

- Received Overall Benefits Permit (OBP) for SAR from the MECP on December 24, 2019.
  - The OBP included multiple conditions requiring actions to avoid impact to SAR and mitigate for impacts to habitat.
- The pre-construction conditions are being met and the post construction activities are in the process of being reviewed to understand the scope of the requirements.
- NextBridge is seeking an amendment to allow all season access to be constructed in Caribou nursery habitat with an anticipated approval of 4Q 2020.
  - Although NextBridge does not intend to use all season access this winter, an approved amendment is being obtained in to mitigate potential other force majeure events occurring (e.g. increased COVID 19 infections) which could jeopardize the schedule.
- The federal SARA Permit has been received.

# Update on Environmental Approvals

## DPPs

- DPPs have been submitted on all WFs.
- All DPPs for Provincial Parks and Conservation Reserves have been submitted.

## WF Packages

- Permit applications for all WFs were submitted.
- Permits were issued for all WFs.
  - Some minor amendments related to watercourse crossing permits and access changes are being submitted across the Project as the need arises.
- Continued productive discussions with:
  - MECP on Provincial Parks and Conservation Reserves work and land use permits, etc.; and
  - MNRF on work and land use permits, etc.




# Project Route Map with Work Fronts



## Construction Update

# Construction is in Full Swing



# Construction Update

- **Construction activities are ongoing in all WFs**
- **Tower stringing commenced in July 2020**
- **COVID protocols continue**
  - Screening workers arriving to site
  - Testing workers on site
  - Reducing contact between employees
  - Additional PPE provided
  - Additional cleaning and sanitizing procedures
  - Modified accommodations
- **Worker camps are re-opened:**
  - Nipigon – Active with COVID protocols
  - Marathon – Active with COVID protocols
  - White River – Construction in progress
  - Wawa – TBD

- **Indigenous Facilitator Program Re-Launched in July 2020**
  - Phased approach – 5 facilitators were in the field in September
  - Additional vehicles have been provided to monitors



Environmental Monitors	Jan/20	Feb/20	Mar/20	Apr/20	May/20	Jun/20	Jul/20	Aug/20	Sept/20	Total
DST	1078	1682	1161	80	120	200	871	361	500	9,485
Atwell	1,419	1,448	1,877	697	1,057	1,726	1,649	961	1,656	14,812
Indigenous	456	984	552	0	0	0	200	336	648	4,384



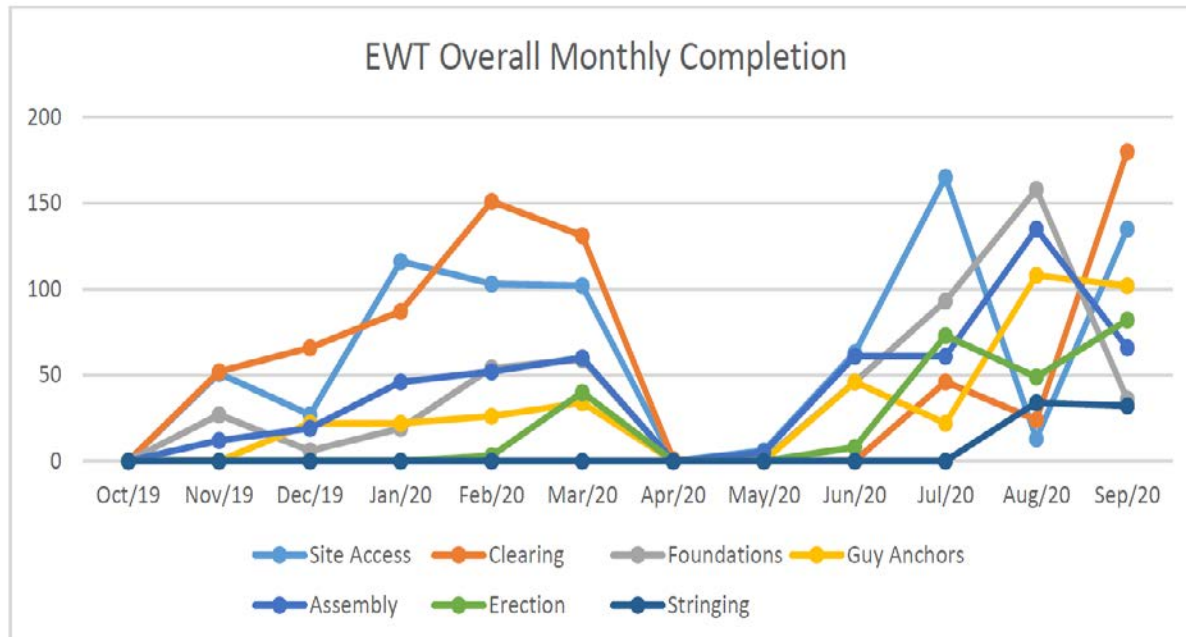
# Construction Update (continued)

## Completion

- 792 Structures cleared with winter and all season roads built
- 514 Foundations installed
- 528 Structures assembled
- 269 Structures erected

## Procurement

- 816 Towers delivered to site
- 490 Reels of conductor
- 71 Reels of OHGW on site
- 82 Reels of OPGW on site



# Construction Update (continued)

## Incidents

Month	Apr/20	May/20	Jun/20	Jul/20	Aug/20	Sep/20	Total
Near Misses	0	0	1	0	1	0	5
Medical Aid	0	1	0	0	0	0	2
Med Aid w/ Mod	0	0	0	1	2	3	9
First Aids	0	1	3	1	3	8	34
Theft/Security	0	0	0	0	0	0	2
Lost Time	0	0	0	0	0	0	0
Property Damage	0	1	0	1	1	2	16
Vehicle Damage	0	2	2	0	0	0	9
Other	0	1	0	1	0	0	5

## Person Hour Reporting

Week Ending	9/5/20	9/12/20	9/19/20	9/26/20	Month	Project Total
Valard	30,598	27,778	20,753	22,000	101,260	729,586
E. Corbiere	5,160	8,184	8,134	7,130	30,057	161,510
Doublestar	2,146	1,550	448	495	6,897	38,609
LEG	2,668	2,807	2,411	1,945	12,461	53,030
Sodexo	2,024	2,295	2,170	1,888	10,355	39,301
Kabi Lake	2,772	5,028	5,604	5,880	20,460	64,932
TBT Engineering	106	178	376	147	1,181	26,987
Norpro	588	504	672	672	3,036	11,015

## Project Monthly Person Hours

Month	Mar/20	Apr/20	May/20	Jun/20	Jul/20	Aug/20	Sep/20	Total
Total	123,678	22,674	26,984	84,708	118,278	166,603	195,176	1,180,529

Another Other Business?

## Next Steps

# Future Meetings

## Proposed Quarterly Meeting Dates

- January 21, 2021 - Teleconference
- April 22, 2021 - Teleconference
- July 22, 2021 - Teleconference
- October 22, 2021 - Teleconference

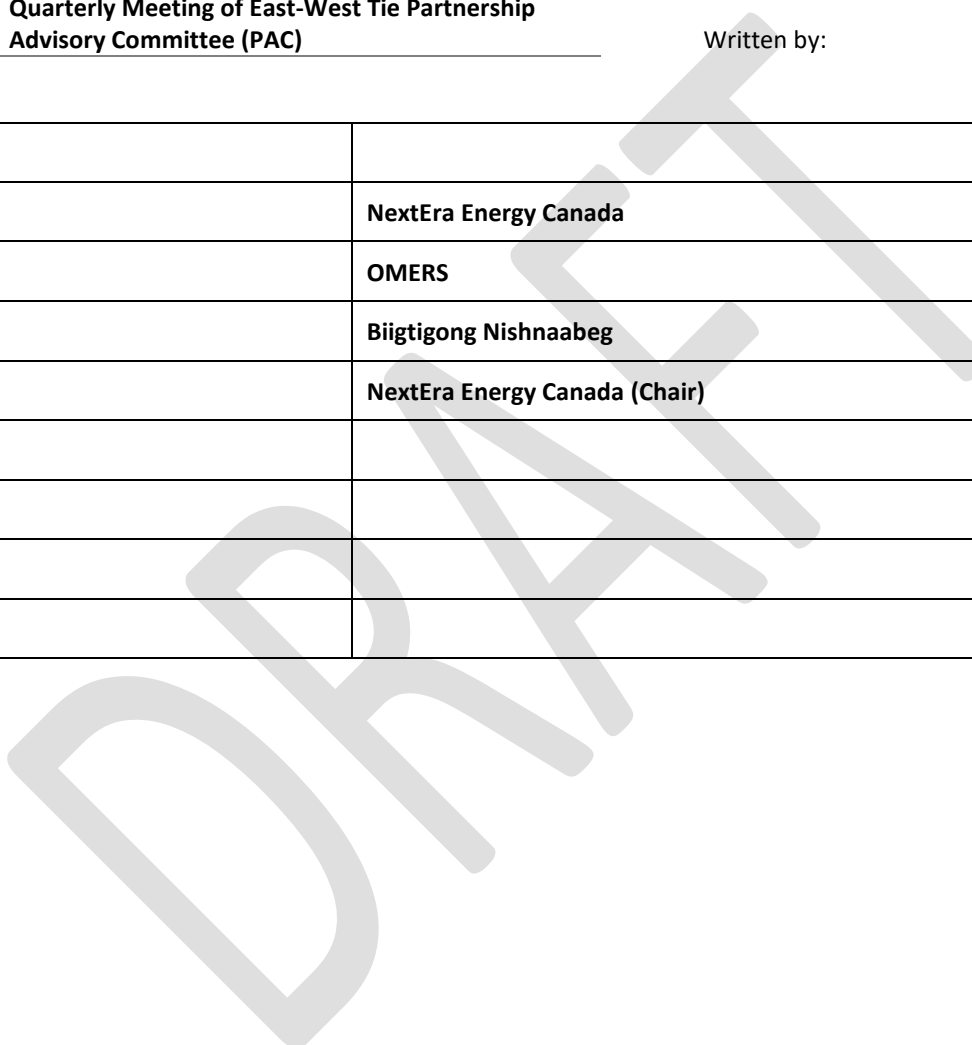


**Minutes of PAC Meeting**

---

Meeting date: October 22, 2020 Meeting Location: By Conference Call  
 Subject: Quarterly Meeting of East-West Tie Partnership Advisory Committee (PAC) Written by: Jennifer Tidmarsh

<b>PRESENT:</b>	
Jennifer Tidmarsh	NextEra Energy Canada
Matt Gottschling	OMERS
Sharon Ostberg	Biigtigong Nishnaabeg
Chris Lupaschuk	NextEra Energy Canada (Chair)



**Minutes of PAC Meeting**

ITEM	ITEM DESCRIPTION	ACTION
1.	<b>The meeting commenced @ 10:05 am</b>	
2.	<b>Agenda</b> <ul style="list-style-type: none"> <li>• Review of Minutes from Last Meeting</li> <li>• Partnership and Project Regulatory Matters               <ul style="list-style-type: none"> <li>○ Project Cost Update</li> <li>○ Regulatory Matters</li> </ul> </li> <li>• Project Approvals               <ul style="list-style-type: none"> <li>○ Update on Work Front submissions and approvals</li> <li>○ Update on Species at Risk submissions and approvals</li> </ul> </li> <li>• Construction Update               <ul style="list-style-type: none"> <li>○ COVID-19 Update</li> </ul> </li> <li>• Other Business</li> <li>• Next Steps</li> </ul>	
3.	<b>Review of Minutes</b> <ul style="list-style-type: none"> <li>• Motion to approve minutes from Sharon</li> <li>• Approved by Matt G. &amp; Jennifer T</li> </ul>	
4.	<b>Partnership and Project Regulatory Matters</b> <ul style="list-style-type: none"> <li>• <b>Project Cost Update</b> <ul style="list-style-type: none"> <li>○ Tracking to budget</li> <li>○ COVID-19 costs are being recorded as a separate budget item from the \$737M amount               <ul style="list-style-type: none"> <li>○ Total likely will not be fully known until after construction is completed</li> </ul> </li> <li>○ Taking budget to Ontario Energy Board (OEB) to file rate case.</li> </ul> </li> </ul>	

**Minutes of PAC Meeting**

ITEM	ITEM DESCRIPTION	ACTION
	<ul style="list-style-type: none"> <li>○ Costs will be reviewed and approved which will set the rate the Project received</li> <li>● <b>Regulatory Matters</b> <ul style="list-style-type: none"> <li>○ Quarterly OEB Report will be filed today at 4:00pm</li> <li>○ Filing rate case early to ensure that process is complete prior to In Service Date</li> <li>○ Officially asked OEB for an extension to in service date to March 31, 2022 due to delays related to COVID-19</li> <li>○ Official written response was received from OEB                             <ul style="list-style-type: none"> <li>○ Direction from OEB was to coordinate schedules with HONI around Transformer Stations</li> <li>○ Updated construction schedule was shared and meetings have</li> </ul> </li> </ul> </li> </ul> <p>Question: Is there a forecast on the COVID cost? Answer: We don't know at this time – Valard and Supercom are incurring cost and we'll discuss them with the partners before they are submitted to the OEB</p> <p>Question: What is the difference between \$777MM and \$737MM Answer: The \$777MM includes the development costs for the project</p>	
5.	<p><b>Project Approvals</b></p> <ul style="list-style-type: none"> <li>● Jennifer and Matt Jackson visited the Project area in early September</li> <li>● Received 28.2 permit from Michipicoten</li> <li>● Working with Pic Mobert First Nation Chief and Council on ATR lands</li> <li>● Reviewed Table of outstanding major permits</li> <li>● Received Federal Species at Risk Permit             <ul style="list-style-type: none"> <li>○ NextBridge is seeking an amendment to allow all season access to be constructed in Caribou nursery habitat with an anticipated approval of 4Q 2020.</li> </ul> </li> </ul>	



**Minutes of PAC Meeting**

ITEM	ITEM DESCRIPTION	ACTION
	<ul style="list-style-type: none"> <li>▪ Although NextBridge does not intend to use all season access this winter, an approved amendment is being obtained in to mitigate potential other force majeure events occurring (e.g. increased COVID 19 infections) which could jeopardize the schedule.</li> <li>• Kama Cliffs DPP was approved               <ul style="list-style-type: none"> <li>○ Government has now stipulated that no roads be constructed which means all material is to be flown in by helicopter.</li> </ul> </li> </ul>	
<p><b>6.</b></p>	<p><b>Construction Update</b></p> <ul style="list-style-type: none"> <li>• Construction activities are ongoing in all WFs</li> <li>• Review the EWT Construction Progress Chart and Summary Tables for Incidents, Man Hour Reporting, and Project Man Hours</li> </ul> <p>Question: Where is the worker camp in Wawa? Answer: It's on a blueberry farm outside of town.</p>	
<p><b>7.</b></p>	<p><b>Other Business</b></p> <ul style="list-style-type: none"> <li>• Access road maps are being created in our GIS department.               <ul style="list-style-type: none"> <li>○ Robert Starr with Supercom is planning on delivering these maps once complete.</li> <li>○ Pays Plat map was created and delivered during Access Road meetings</li> </ul> </li> </ul>	<p><b>NextBridge to send out electronic version of applicable access road map to each community</b></p>

**Minutes of PAC Meeting**

ITEM	ITEM DESCRIPTION	ACTION
8.	<p><b>Next Steps</b></p> <ul style="list-style-type: none"> <li>• Dates of upcoming Project Partnership meetings will be sent out as calendar invites by Isabel and Sharon</li> <li>• Proposed Quarterly Meeting Dates for the next 12 months were reviewed               <ul style="list-style-type: none"> <li>○ January 21, 2021 - Teleconference</li> <li>○ April 22, 2021 - Teleconference</li> <li>○ July 22, 2021 – Teleconference</li> <li>○ October 22, 2021 - Teleconference</li> </ul> </li> </ul>	<p><b>Send out invites</b></p> <p><b>All to review for potential issues with the dates</b></p>
9.	<p><b>Summary of Action Items</b></p> <ul style="list-style-type: none"> <li>• None</li> </ul>	
10.	<ul style="list-style-type: none"> <li>• <b>The meeting was adjourned @ 10:28 AM. Next meeting is proposed as a conference call for January 21, 2021 at 10:00 AM</b></li> </ul>	



**EAST-WEST TIE  
PARTNERSHIP ADVISORY  
COMMITTEE**

**Monthly Report**

**16 November 2020**

Prepared by:



**Confidential and Proprietary Information**

## MANAGEMENT SUMMARY OF OPERATIONS

Key Status	Summary
<b>Engineering &amp; Construction</b>	<ul style="list-style-type: none"> <li>• NextBridge and Valard teams participating in weekly scheduling call to monitor all activities on-site</li> </ul> <p><b>Completion</b></p> <ul style="list-style-type: none"> <li>• 982 Structures cleared with winter and all-season roads built</li> <li>• 552 Foundations installed</li> <li>• 581 Structures assembled</li> <li>• 299 Structures erected</li> <li>• 53 km of conductor stringing completed</li> </ul> <p><b>Procurement</b></p> <ul style="list-style-type: none"> <li>• 837 Towers delivered to site</li> <li>• 592 Reels of conductor</li> <li>• 112 Reels of OHGW on site</li> <li>• 78 Reels of OPGW on site</li> </ul>
<b>Environment</b>	<ul style="list-style-type: none"> <li>• All Work front (WF) Detailed Project Plans (DPP) and associated Permit Applications have been submitted and approved               <ul style="list-style-type: none"> <li>• Few permits remain outstanding and are related to watercourse crossing amendments, access changes and those held up by land agreements</li> </ul> </li> <li>• All Conservation Reserve (CR) and Provincial Park DPPs have been submitted</li> </ul>
<b>Stakeholder Relations</b>	<ul style="list-style-type: none"> <li>• Communicating with snowmobile clubs about trail closures for the 2020/2021 season</li> <li>• Developed key messages for the March 2022 in-service date</li> <li>• Updates on construction and Project news continue to be posted on the Project online platforms</li> <li>• Preparing next stakeholder update newsletter which will be sent Q4 2020 providing a status update to the stakeholders and Indigenous communities</li> </ul>

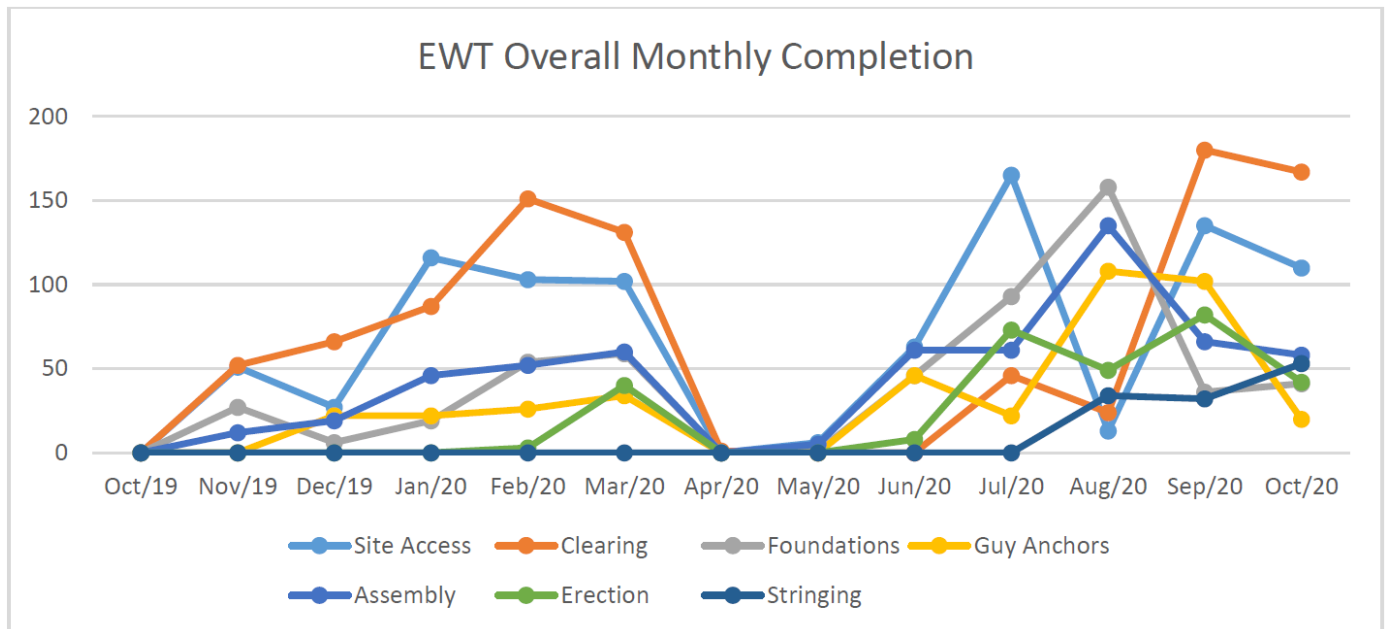
Key Status	Summary
<p><b>Indigenous Relations</b></p>	<ul style="list-style-type: none"> <li>• Engagement team has re-launched the Indigenous Facilitator Program and all communities have facilitators in the field                             <ul style="list-style-type: none"> <li>• Monitoring taking place seven days a week</li> </ul> </li> <li>• Pic Moberg access permit nearly complete                             <ul style="list-style-type: none"> <li>• Agreement moving through signing with all three parties – negotiations are complete</li> </ul> </li> <li>• Pic Moberg lifted the stop work order that had been in place since January                             <ul style="list-style-type: none"> <li>• NextBridge and Pic Moberg agreed to mitigation conditions to have the order lifted</li> <li>• Crossing for White Lake has been completely re-designed and re-engineered to accommodate the cultural concerns in the area</li> </ul> </li> <li>• Discussions with MFN on the caribou relocation strategy and species at risk permit                             <ul style="list-style-type: none"> <li>• Relunched discussions with the community on next steps and provided the draft Caribou Transfer Strategy for comment.</li> <li>• Working on a transfer requirements and monitoring approach with the community.</li> </ul> </li> </ul>

## OVERALL MONTHLY PERSON HOURS AND WORKSITE STATUSES

### COVID-19 UPDATE

Weekly COVID-19 calls are being held to review all risks. The provincial health guidelines are being closely monitored and changes will be made on site as required. The additional site safety measures below continue to be followed:

- Screening new workers and workers who have recently travelled;
- Testing workers on site;
- Reducing contact between employees, including how they travel to and from site each day;
- Modified accommodations;
- Additional cleaning and sanitizing procedures; and,
- Providing additional PPE to employees including masks and hand sanitizer.



### Environmental

The following environmental activities were completed during the month of October:

- The Indigenous Facilitator Program has now fully relaunched and all communities had facilitators in the field during the month of October
- Up to four Atwell environmental monitors onsite conducting erosion and sedimentation control (ESC) inspections, environmental compliance and oversight

### Environmental Person Hours

Environmental Monitors	Apr/20	May/20	Jun/20	Jul/20	Aug/20	Sep/20	Oct/20	Total
DST	80	120	200	871	361	500	840	10,325
Atwell	697	1,057	1,726	1,649	961	1,656	1,590	16,403

**OVERALL MONTHLY PERSON HOURS AND WORKSITE STATUSES**

**Contractor and Subcontractor Person Hour Reporting**

Week Ending	10/3/20	10/10/20	10/17/20	10/24/20	Month	Project Total
Valard	23,805	25,344	22,725	21,533	93,407	850,198
E. Corbiere	6,840	7,132	5,613	6,682	26,266	187,776
Doublestar	733	1,159	1,018	1,189	4,098	42,707
Birdsnest	3,612	1,154	4,610	2,520	11,896	16,942
LEG	1,831	1,645	1,620	1,971	7,068	60,099
Sodexo	2,413	2,189	865	2,250	7,716	47,018
Kabi Lake	4,788	7,320	6,204	3,936	22,248	87,180
TBT Engineering	270	258	136	284	947	27,934
Norpro	784	761	749	680	2,974	13,988

**Camp, Laydown, & Office Construction**

The Nipigon and Marathon camps are both now open and active. The new location for the White River camp was approved and is now undergoing construction.

Camp	Status	Decommission
Nipigon	Active with COVID-19 Protocols in place	December 31 <sup>st</sup> , 2021
Marathon	Active with COVID-19 Protocols in place	December 31 <sup>st</sup> , 2021
White River	Active with COVID-19 Protocols in place	December 31 <sup>st</sup> , 2021
Wawa	Planning & permitting in progress	December 31 <sup>st</sup> , 2021

## OVERALL MONTHLY PERSON HOURS AND WORKSITE STATUSES

### Stringing and Erection Photos





**LAND OVERALL COMPLETION**

Work Front	Land - ROW	Land - Access
Work Front 7	100%	100%
Work Front 8	100%	100%
Work Front 1	100%	100%
Work Front 9	100%	100%
Work Front 2	100%	100%
Work Front 3	100%	100%
Work Front 6	100%	100%
Work Front 4	100%	100%
Work Front 5	96%	100%
Work Front 11	94%	100%
Work Front 10	100%	100%

## UPCOMING ACTIVITIES



Work Front	Current Project Phase(s)
1	Stringing
2	Assembly, Foundations, Erection, Stringing
3	Clearing, Assembly, Foundations, Erection
4	Clearing
5	Clearing
6	Clearing, Foundations, Assembly
7	Clearing, Foundations, Assembly, Erection
8	Clearing, Foundations, Assembly
9	Clearing, Foundations, Assembly, Erection
10	Clearing
11	Clearing

Next 30 Days – Upcoming Activities
<ul style="list-style-type: none"> <li>• Signing ATR with Pic Mobert and the Federal government for use of access roads</li> <li>• Continued meetings with HONI RE: Connection and Cost Recovery Agreement (CCRA) and Connection Facilities Agreement (CFA) and Schedule</li> <li>• Awaiting comments from OEB relating to Rate Case Application</li> </ul>

## FINANCIAL OPERATING INFORMATION

Confidential - as of 10/31/2020	Actuals Spent		Budget			Forecast Budget Variance		Reasons For Change
	A Spent This Month \$	B Total Spent To Date \$	C Budget Per LTC Application \$	D=C-B Budget Remaining \$	E=D/C*100 Budget Remaining %	F Forecast Budget Change \$	G Forecast Budget Change %	
<b>Engineering &amp; Construction</b>	39,646,723	345,643,432	572,761,388	227,117,956	40%	614,267,289	7%	Revised based on in-service date
1 Engineering, Design and Procurement			19,342,245					
2 Materials and Equipment			89,408,231					
8 Site Clearing, Access			107,463,339					
9 Construction			356,547,573					
<b>Environmental &amp; Remediation Activities</b>	399,016	16,718,003	26,929,260	10,211,257	38%	31,550,162	17%	Revised based on in-service date
3 Environmental and Regulatory Approvals			13,030,561					
10 Site Remediation			13,898,699					
<b>Indigenous Activities</b>	1,118,725	16,725,678	20,211,000	3,485,322	17%	23,653,555	17%	Revised based on in-service date
5 Indigenous Economic Participation			7,000,000					
6 Indigenous Consultation			13,211,000					
4 Land Rights (excludes Aboriginal)	684,548	17,462,754	23,830,512	6,367,758	27%	23,830,512	0%	Allocation of Contingency
7 Other Consultation	9,088	1,145,765	2,530,194	1,384,429	55%	2,530,194	0%	
11 Contingency	-	-	49,399,445	49,399,445	100%	-	-100%	
12 Regulatory	93,893	3,969,559	5,405,078	1,435,519	27%	5,405,078	0%	
13 EWT Management	43,796	4,125,582	4,900,644	775,062	16%	4,900,644	0%	
<b>Total Project Spend</b>	<b>41,995,789</b>	<b>405,790,774</b>	<b>705,967,521</b>	<b>300,176,747</b>	<b>43%</b>	<b>706,137,434</b>	<b>0%</b>	
14 Interest During Construction (IDC) <sup>1</sup>	677,287	11,509,317	31,003,000	19,493,683	63%	31,003,000	0%	
<b>Total Construction Costs<sup>2,3</sup></b>	<b>42,673,076</b>	<b>417,300,091</b>	<b>736,970,521</b>	<b>319,670,430</b>	<b>43%</b>	<b>737,140,434</b>	<b>0%</b>	

1 IDC has not been reforecasted as interest rates will vary based on the OEB prescribed rates

2 On the record (EB-2017-0182)

3 Development Costs eligible for consideration as construction costs of \$5.3 MM not reflected in column B. (OEB Decision, December 20, 2018)



**EAST-WEST TIE  
PARTNERSHIP ADVISORY  
COMMITTEE**

**Monthly Report**

**15 December 2020**

Prepared by:



**Confidential and Proprietary Information**

## MANAGEMENT SUMMARY OF OPERATIONS

Key Status	Summary
<b>Engineering &amp; Construction</b>	<ul style="list-style-type: none"> <li>• NextBridge and Valard teams participating in weekly scheduling call to monitor all activities on-site</li> </ul> <p><b>Completion</b></p> <ul style="list-style-type: none"> <li>• 1029 Structures cleared with winter and all-season roads built</li> <li>• 606 Foundations installed</li> <li>• 631 Structures assembled</li> <li>• 397 Structures erected</li> <li>• 74 km of conductor stringing completed</li> </ul> <p><b>Procurement</b></p> <ul style="list-style-type: none"> <li>• 916 Towers delivered to site</li> <li>• 592 Reels of conductor</li> <li>• 112 Reels of OHGW on site</li> <li>• 78 Reels of OPGW on site</li> </ul>
<b>Environment</b>	<ul style="list-style-type: none"> <li>• All Work front (WF) Detailed Project Plans (DPP) and associated Permit Applications have been submitted and approved               <ul style="list-style-type: none"> <li>○ Few permits remain outstanding and are related to watercourse crossing amendments and access changes</li> </ul> </li> <li>• All Conservation Reserve (CR) and Provincial Park DPPs have been submitted</li> </ul>
<b>Stakeholder Relations</b>	<ul style="list-style-type: none"> <li>• Posted Rate Case application and supporting documentation on Project website as required by OEB letter of direction.</li> <li>• Finalized Project newsletter for distribution mid-December.</li> <li>• Updates on construction and Project news continue to be posted on the Project online platforms</li> <li>• Completing comprehensive review of website to ensure content is up to date including posting of change to in-service date</li> </ul>

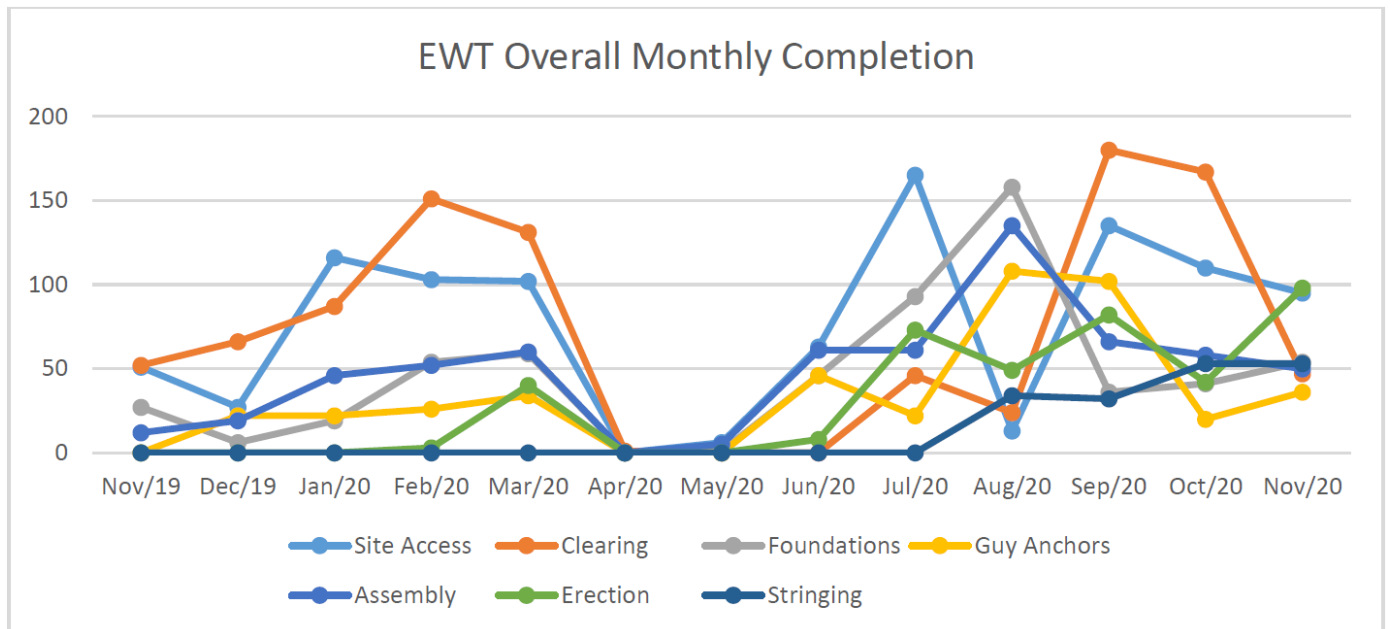
Key Status	Summary
<b>Indigenous Relations</b>	<ul style="list-style-type: none"><li>• Engagement team has re-launched the Indigenous Facilitator Program and all communities have facilitators in the field</li><li>• Monitoring taking place seven days a week with ongoing work taking place<ul style="list-style-type: none"><li>○ The goal is to train facilitators to the point where they are comfortable being independent on the right of way without the need for DST partner monitors</li></ul></li><li>• Pic Mobert First Nation (PMFN) access permit is complete<ul style="list-style-type: none"><li>○ Agreement has been fully executed by all parties and construction is able to commence in the area</li></ul></li><li>• PMFN lifted the stop work order that had been in place since January<ul style="list-style-type: none"><li>○ NextBridge and PMFN agreed to mitigation conditions to have the order lifted</li><li>○ Construction activities are set to commence when winter conditions are in place to allow in the 80m setback area from White Lake where the ground conditions need to be frozen</li></ul></li><li>• Discussions with Michipicoten First Nation on the caribou relocation strategy and species at risk permit</li></ul>

**OVERALL MONTHLY PERSON HOURS AND WORKSITE STATUSES**

**COVID-19 UPDATE**

Weekly COVID-19 calls are being held to review all risks. The provincial health guidelines are being closely monitored and changes will be made on site as required. The additional site safety measures below continue to be followed:

- Screening new workers and workers who have recently travelled;
- Testing workers on site;
- Reducing contact between employees, including how they travel to and from site each day;
- Modified accommodations;
- Additional cleaning and sanitizing procedures; and,
- Providing additional PPE to employees including masks and hand sanitizer.



**Environmental**

The following environmental activities were completed during the month of November:

- The Indigenous Facilitator Program has now fully relaunched and all communities had facilitators in the field during the month of November
- Up to four Atwell environmental monitors onsite conducting erosion and sedimentation control (ESC) inspections, environmental compliance and oversight

**Environmental Person Hours**

Environmental Monitors	May/20	Jun/20	Jul/20	Aug/20	Sep/20	Oct/20	Nov/20	Total
DST	120	200	871	361	500	840	800	11,125
Atwell	1,057	1,726	1,649	961	1,656	1,590	1,060	17,463

**OVERALL MONTHLY PERSON HOURS AND WORKSITE STATUSES**

**Contractor and Subcontractor Person Hour Reporting**

Week Ending	10/31/20	11/7/20	11/14/20	11/21/20	Month	Project Total
Valard	22,723	26,659	27,312	27,791	104,485	954,683
E. Corbiere	6,118	5,101	4,563	3,962	19,743	207,519
Doublestar	1,761	1,772	1,792	1,636	6,961	49,668
Birdsnest	3,570	1,837	2,046	1,756	9,209	26,151
LEG	1,612	1,185	1,443	2,251	6,491	66,590
Sodexo	2,403	2,993	3,155	3,433	11,983	60,281
Kabi Lake	4,860	6,120	6,408	6,192	23,580	110,760
TBT Engineering	982	317	285	200	1,783	29,717
Norpro	900	849	849	856	3,454	17,442

**Camp, Laydown, & Office Construction**

The Nipigon, Marathon, and White River camps are all active. Planning and permitting for the Wawa camp is currently underway. The Wawa camp will open following the Christmas break.

Camp	Status	Decommission
Nipigon	Active with COVID-19 Protocols in place	December 31 <sup>st</sup> , 2021
Marathon	Active with COVID-19 Protocols in place	December 31 <sup>st</sup> , 2021
White River	Active with COVID-19 Protocols in place	December 31 <sup>st</sup> , 2021
Wawa	Permitting Complete- Move in Jan.	December 31 <sup>st</sup> , 2021



## OVERALL MONTHLY PERSON HOURS AND WORKSITE STATUSES

### Construction Photos



**LAND OVERALL COMPLETION**

Work Front	Land - ROW	Land - Access
Work Front 7	100%	100%
Work Front 8	100%	100%
Work Front 1	100%	100%
Work Front 9	100%	100%
Work Front 2	100%	100%
Work Front 3	100%	100%
Work Front 6	100%	100%
Work Front 4	100%	100%
Work Front 5	100%	100%
Work Front 11	94%	100%
Work Front 10	100%	100%

<sup>1</sup> Percentage of linear distance of route acquired in kilometers. Unencumbered Provincial Crown Land (Unpatented Land, Conservation Reserves, Parks) are assumed secured, but are still subject to receiving Provincial Government approvals.

<sup>2</sup> Percentage of parcels with construction access requirements acquired. Construction access requirements on unencumbered Provincial Crown Land (Unpatented Land, Conservation Reserves, Parks) are subject to receiving Provincial Government approvals.

## UPCOMING ACTIVITIES



Work Front	Current Project Phase(s)
1	Stringing
2	Assembly, Foundations, Erection, Stringing
3	Assembly, Foundations, Erection
4	Foundations, Assembly
5	Clearing
6	Clearing, Foundations, Assembly
7	Clearing, Foundations, Assembly, Erection
8	Clearing, Foundations, Assembly, Erection
9	Clearing, Foundations, Assembly, Erection
10	Clearing, Foundations
11	Clearing

### Next 30 Days – Upcoming Activities

- Continued meetings with HONI RE: Connection and Cost Recovery Agreement (CCRA) and Connection Facilities Agreement (CFA) and Schedule
- Received letter from OEB confirming Rate Case Application completeness
  - Awaiting next steps including interrogatories

## FINANCIAL OPERATING INFORMATION

Confidential - as of 11/30/2020	Actuals Spent		Budget			Forecast Budget Variance			Reasons For Change
	A Spent This Month \$	B Total Spent To Date \$	C Budget Per LTC Application \$	D=C-B Budget Remaining \$	E=D/C*100 Budget Remaining %	F Forecast Budget Change \$	G Forecast Budget Change %		
<b>Engineering &amp; Construction</b>	<b>24,819,118</b>	<b>370,462,550</b>	<b>572,761,388</b>	<b>202,298,838</b>	<b>35%</b>	<b>614,267,289</b>	<b>7%</b>	Revised based on in-service date	
1 Engineering, Design and Procurement			19,342,245						
2 Materials and Equipment			89,408,231						
8 Site Clearing, Access			107,463,339						
9 Construction			356,547,573						
<b>Environmental &amp; Remediation Activities</b>	<b>241,118</b>	<b>16,959,121</b>	<b>26,929,260</b>	<b>9,970,139</b>	<b>37%</b>	<b>31,550,162</b>	<b>17%</b>	Revised based on in-service date	
3 Environmental and Regulatory Approvals			13,030,561						
10 Site Remediation			13,898,699						
<b>Indigenous Activities</b>	<b>475,869</b>	<b>17,201,546</b>	<b>20,211,000</b>	<b>3,009,454</b>	<b>15%</b>	<b>23,653,555</b>	<b>17%</b>	Revised based on in-service date	
5 Indigenous Economic Participation			7,000,000						
6 Indigenous Consultation			13,211,000						
4 Land Rights (excludes Aboriginal)	606,663	18,069,417	23,830,512	5,761,095	24%	23,830,512	0%		
7 Other Consultation	28,750	1,174,515	2,530,194	1,355,679	54%	2,530,194	0%		
11 Contingency	-	-	49,399,445	49,399,445	100%	-	-100%	Allocation of Contingency	
12 Regulatory	52,277	4,021,836	5,405,078	1,383,242	26%	5,405,078	0%		
13 EWT Management	60,259	4,185,841	4,900,644	714,803	15%	4,900,644	0%		
<b>Total Project Spend</b>	<b>26,284,053</b>	<b>432,074,827</b>	<b>705,967,521</b>	<b>273,892,694</b>	<b>39%</b>	<b>706,137,434</b>	<b>0%</b>		
14 Interest During Construction (IDC) <sup>1</sup>	748,330	12,257,647	31,003,000	18,745,353	60%	31,003,000	0%		
<b>Total Construction Costs<sup>2,3</sup></b>	<b>27,032,383</b>	<b>444,332,475</b>	<b>736,970,521</b>	<b>292,638,046</b>	<b>40%</b>	<b>737,140,434</b>	<b>0%</b>		

1 IDC has not been reforecasted as interest rates will vary based on the OEB prescribed rates

2 On the record (EB-2017-0182)

3 Development Costs eligible for consideration as construction costs of \$5.3 MM not reflected in column B. (OEB Decision, December 20, 2018)

NextBridge Infrastructure is comprised  
of three established brands in the  
energy industry

# East-West Tie Partnership Advisory Committee Meeting

Conference Call, January 21, 2020 10:00 am

1-877-385-4099 / 8758310#

# Agenda

---

- Review of Minutes from Last Meeting
- Partnership and Project Regulatory Matters
  - Project Cost Update
  - Regulatory Matters
- Indigenous Facilitator Program
- Project Approvals
- Construction
  - Activities Update
  - COVID-19 Protocol Updates
- Other Business
- Next Steps

## Partnership and Project Regulatory Matters

# Project Cost Update

Confidential - as of 12/31/2020	Actuals Spent		Budget			Forecast Budget Variance		
	A Spent This Month \$	B Total Spent To Date \$	C Budget Per LTC Application \$	D=C-B Budget Remaining \$	E=D/C*100 Budget Remaining %	F Forecast Budget Change \$	G Forecast Budget Change %	Reasons For Change
<b>Engineering &amp; Construction</b>	24,930,863	395,393,413	572,761,388	177,367,975	31%	614,267,289	7%	Revised based on in-service date
1 Engineering, Design and Procurement			19,342,245					
2 Materials and Equipment			89,408,231					
8 Site Clearing, Access			107,463,339					
9 Construction			356,547,573					
<b>Environmental &amp; Remediation Activities</b>	247,623	17,206,744	26,929,260	9,722,516	36%	31,550,162	17%	Revised based on in-service date
3 Environmental and Regulatory Approvals			13,030,561					
10 Site Remediation			13,898,699					
<b>Indigenous Activities</b>	347,775	17,549,321	20,211,000	2,661,679	13%	23,653,555	17%	Revised based on in-service date
5 Indigenous Economic Participation			7,000,000					
6 Indigenous Consultation			13,211,000					
4 Land Rights (excludes Aboriginal)	(138,035)	17,931,382	23,830,512	5,899,130	25%	23,830,512	0%	
7 Other Consultation	37,565	1,212,080	2,530,194	1,318,114	52%	2,530,194	0%	
11 Contingency	-	-	49,399,445	49,399,445	100%	-	-100%	Allocation of Contingency
12 Regulatory	83,650	4,105,487	5,405,078	1,299,591	24%	5,405,078	0%	
13 EWT Management	52,547	4,238,388	4,900,644	662,256	14%	4,900,644	0%	
<b>Total Project Spend</b>	<b>25,561,987</b>	<b>457,636,814</b>	<b>705,967,521</b>	<b>248,330,707</b>	<b>35%</b>	<b>706,137,434</b>	<b>0%</b>	
14 Interest During Construction (IDC) <sup>1</sup>	792,794	13,050,442	31,003,000	17,952,558	58%	31,003,000	0%	
<b>Total Construction Costs<sup>2,3</sup></b>	<b>26,354,781</b>	<b>470,687,256</b>	<b>736,970,521</b>	<b>266,283,265</b>	<b>36%</b>	<b>737,140,434</b>	<b>0%</b>	

1 IDC has not been reforecasted as interest rates will vary based on the OEB prescribed rates

2 On the record (EB-2017-0182)

3 Development Costs eligible for consideration as construction costs of \$5.3 MM not reflected in column B. (OEB Decision, December 20, 2018)



# Regulatory Matters

- Ontario Energy Board (OEB) Quarterly Construction Progress Report to be filed on January 22, 2021
  - The Report will include information on construction progress and the current status of individual community COVID-19 responses
  - Construction activities are still on track for a March 31, 2022 in-service date
- Rate Case was filed on November 4, 2020
  - Received Rate Case Application interrogatories from five intervenors on January 7, 2021
  - The Project team is assembling responses for submission on January 27, 2021
- NextBridge is recording costs related to COVID-19 in a separate account

# Indigenous Facilitator Program

# Indigenous Facilitator Program Update

## Program Relaunch

- Indigenous Facilitators have been working since the start of construction until the temporary suspension of work on March 24, 2020
  - This measure was taken in response to the COVID-19 Global Pandemic and requirements for social distancing
- The program was restructured and relaunched in September 2020 with all communities' Facilitators in the field.
- The newly structured program ensures ongoing compliance with COVID-19 protocols and upholds safety as a top priority
- NextBridge continues to work with Project partners and Indigenous communities to improve structure and delivery, and promote capacity and engagement with their communities



## Project Approvals Update

# Update on Major Permit and Approval/Authorization by Work Front

Work Front	Remaining Major Permits and Approvals/Authorizations	Original Target Date Reported in 1 <sup>st</sup> OEB Quarterly Report	Revised Target Date	Variance Reason/Potential Impact
6	1 Phase I ESA	December 2019	November 2020 → January 2021	<ul style="list-style-type: none"> <li>No major permits or approvals/authorizations outstanding in this WF at this time.</li> <li>Received agency approval of amended Overall Benefit Permit to allow construction of all-season access roads if needed.</li> <li>NextBridge does not intend to use all season access this winter</li> <li>The amendment was obtained to mitigate potential other force majeure events occurring which could jeopardize the Project schedule</li> <li>Known schedule impacts have been assessed and incorporated into the updated construction schedule.</li> </ul>
8	1 Access	September 2019	November 2020 → January 2021	<ul style="list-style-type: none"> <li>Awaiting consent to Disposition of Surface Rights with Mining Claimholder</li> <li>Known schedule impacts have been assessed and incorporated into the updated construction schedule.</li> </ul>
3	1 Phase I ESA	September 2019	October 2020 → January 2021	<ul style="list-style-type: none"> <li>No major permits or approvals/authorizations outstanding in this WF at this time.</li> <li>Known schedule impacts have been assessed and incorporated into the updated construction schedule.</li> </ul>

# Update on Major Permit and Approval/Authorization by Work Front

Work Front	Remaining Major Permits and Approvals/Authorizations	Original Target Date Reported in 1 <sup>st</sup> OEB Quarterly Report	Revised Target Date	Variance Reason/Potential Impact
5	1 Water Body Crossings 1 Work Permit and Land Use Permit	December 2019	October 2020 → January 2021	<ul style="list-style-type: none"> <li>• Awaiting necessary provincial permits and approvals.</li> <li>• Known schedule impacts have been assessed and incorporated into the updated construction schedule.</li> </ul>
4	2 Water Body Crossings 2 Work Permit and Land Use Permit	November 2019	October 2020 → January 2021	<ul style="list-style-type: none"> <li>• Awaiting necessary provincial permits and approvals.</li> <li>• Known schedule impacts have been assessed and incorporated into the updated construction schedule.</li> </ul>
11	1 Water Body Crossings 1 Work Permit and Land Use Permit 2 Access	December 2019	October 2020 → January 2021	<ul style="list-style-type: none"> <li>• Awaiting necessary provincial permits and approvals.</li> <li>• Known schedule impacts have been assessed and incorporated into the updated construction schedule.</li> </ul>

# Project Route Map with Work Fronts



## Construction Update



# Construction Continues

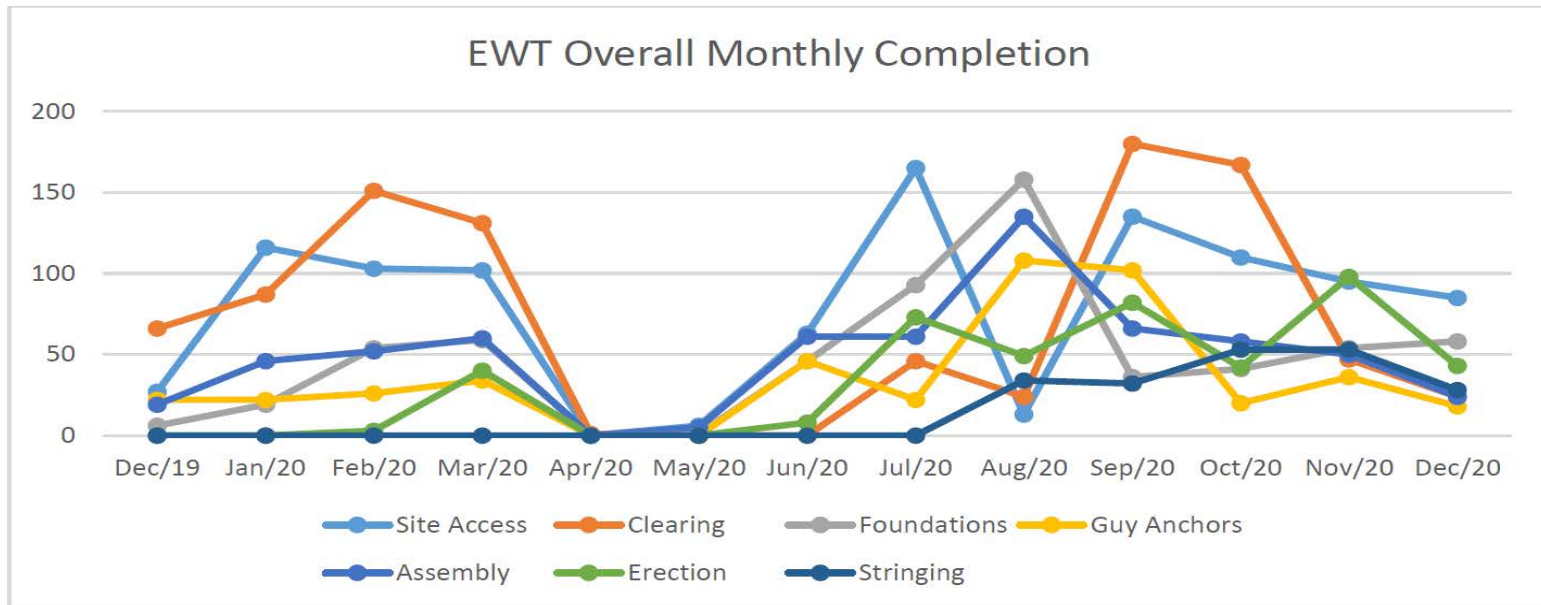


# Construction Update

## Worker camps are re-opened:

- Nipigon – Active with COVID protocols
- Marathon – Active with COVID protocols
- White River – Active with COVID protocols
- Wawa – Permitting Complete and will be opening in January

## Construction activities are ongoing in all WFs

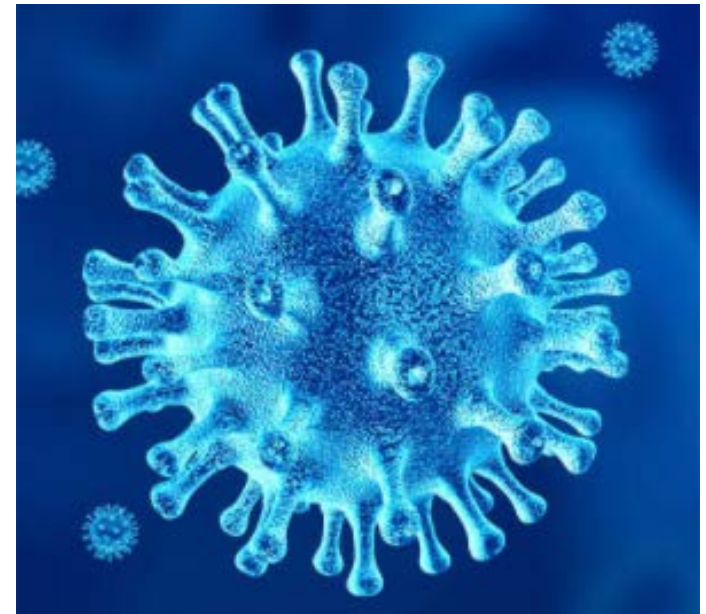


# Construction Update (continued)

- **COVID protocols continue**
  - Screening workers arriving to site
  - Testing workers on site
  - Reducing contact between employees
  - Brochure developed for staff
  - Additional PPE provided
  - Additional cleaning and sanitizing procedures
  - Modified accommodations

## UPDATED PROTOCOLS FOR RETURNING WORKERS

- Valard arranged for COVID-19 testing on site for all personnel travelling off-site
- Initial testing will be completed in a hotel in Thunder Bay.
- Workers will be tested and stay in the hotel until they are cleared
- The testing unit will eventually be moved to the Marathon camp
  - Valard will set up a quarantined dormitory for workers while awaiting test results
- Approximately 75-80 COVID-19 tests completed per day while the unit is in full operation



# Construction Update (continued)

## Completion

- 1054 Structures cleared with winter and all season roads built
- 664 Foundations installed
- 655 Structures assembled
- 269 Structures erected
- 84 km Conductor strung

## Procurement

- 1191 Towers delivered to site
- 592 Reels of conductor
- 112 Reels of OHGW on site
- 78 Reels of OPGW on site



Environmental Monitors	Mar/2	Apr/2	May/2	Jun/2	Jul/20	Aug/20	Sept/2	Oct/20	Nov/20	Total
DST	1161	80	120	200	871	361	500	840	800	11,125
Atwell	1,877	697	1,057	1,726	1,649	961	1,656	1,590	1,060	17,463
Indigenous	552	0	0	0	200	336	648	952	1,094	6,430

# Construction Update (continued)

## Incidents

Month	Jul/20	Aug/20	Sep/20	Oct/20	Nov/20	Dec/20	Total
Near Misses	0	1	0	3	0	0	8
Medical Aid	0	0	0	4	2	3	11
Med Aid w/ Mod	1	2	3	0	0	0	8
First Aids	1	3	8	2	3	4	45
Theft/Security	0	0	0	0	0	0	2
LTI	0	0	0	1	1	0	2
Property Damage	1	1	2	6	2	1	26
Vehicle Damage	0	0	0	2	2	1	14
Other	1	0	0	0	0	0	5

## Person Hour Reporting

Week Ending	12/5/20	12/12/20	12/19/20	12/26/20	1/2/21	Month	Project Total
Valard	32,388	32,632	15,952	1,880	1,800	84,651	1,065,150
E. Corbiere	5,794	5,712	4,774	521	529	17,330	228,939
Doublestar	1,866	2,043	1,268	108	32	5,316	56,646
LEG	1,833	2,155	1,592	89	0	5,669	73,569
Sodexo	2,177	2,451	1,680	300	180	6,788	70,847
Kabi Lake	4,968	3,780	5,892	684	912	16,236	133,176
TBT	207	223	240	32	3	705	30,584
Norpro	774	699	756	756	849	3,833	22,133
Crux	558	845	710	0	0	2,113	5,795

## Project Monthly Person Hours

Month	Jun/20	Jul/20	Aug/20	Sep/20	Oct/20	Nov/20	Dec/20	Total
Total	84,708	118,278	166,603	195,176	181,408	191,699	166,527	1,771,539

Another Other Business?

## Next Steps

# Future Meetings

## Proposed Quarterly Meeting Dates

- April 22, 2021 - Teleconference
- July 22, 2021 - Teleconference
- October 22, 2021 - Teleconference
- January 20, 2022 - Teleconference





**Minutes of PAC Meeting**

---

Meeting date: January 21, 2021 Meeting Location: By Conference Call  
 Subject: Quarterly Meeting of East-West Tie Partnership Advisory Committee (PAC) Written by: Brent Bullough

<b>PRESENT:</b>	
<b>Chris Lupaschuk</b>	<b>NextEra Energy Canada (Chair)</b>
<b>Matt Gottschling</b>	<b>OMERS</b>
<b>Sharon Ostberg</b>	<b>Biigtigong Nishnaabeg</b>
<b>Chief Marcus Hardy</b>	<b>Red Rock Indian Band</b>
<b>Phil Pelletier</b>	<b>Fort William First Nation</b>
<b>Matt Jackson</b>	<b>Enbridge Inc.</b>
<b>Brent Bullough</b>	<b>Enbridge Inc.</b>

**Minutes of PAC Meeting**

ITEM	ITEM DESCRIPTION	ACTION
1.	<b>The meeting commenced @ 10:02 am</b>	
2.	<b>Agenda</b> <ul style="list-style-type: none"> <li>• Review of Minutes from Last Meeting</li> <li>• Partnership and Project Regulatory Matters               <ul style="list-style-type: none"> <li>○ Project Cost Update</li> <li>○ Regulatory Matters</li> </ul> </li> <li>• Indigenous Facilitator Program</li> <li>• Project Approvals</li> <li>• Construction Update               <ul style="list-style-type: none"> <li>○ Activities Update</li> <li>○ COVID-19 Protocols Update</li> </ul> </li> <li>• Other Business</li> <li>• Next Steps</li> </ul>	
3.	<b>Review of Minutes</b> <ul style="list-style-type: none"> <li>• Chris to circulate for approval</li> </ul>	Chris to circulate previous meeting minutes
4.	<b>Partnership and Project Regulatory Matters</b> <ul style="list-style-type: none"> <li>• <b>Project Cost Update</b> <ul style="list-style-type: none"> <li>○ All departments continue to be on budget</li> </ul> </li> </ul> <p>Question: How is the capture of additional COVID costs progressing? A ballpark figure would be sufficient if available.</p> <p>Answer: The OEB report indicates costs are being captured but total costs will not be known until after the project is complete. Any numbers now would be very rough as we expect costs</p>	Chris to inquire with Jen if there is a ballpark cost estimate

**Minutes of PAC Meeting**

ITEM	ITEM DESCRIPTION	ACTION
	<p>to continue to accumulate until in-service however we can inquire if there is a ballpark figure for some budget categories.</p> <p>Question: Are contingencies being considered if the government does not accept the additional costs (beyond approved OEB costs)?</p> <p>Answer: We expect COVID-related costs will be covered but agree we should look at contingencies to manage risk.</p> <ul style="list-style-type: none"> <li>• <b>Regulatory Matters</b> <ul style="list-style-type: none"> <li>○ Quarterly OEB Report will be filed tomorrow, January 22 by 4:00pm                             <ul style="list-style-type: none"> <li>▪ Includes discussion of COVID measures but does not include recent Marathon Camp issues since they took place after the reporting period</li> <li>▪ The Marathon Camp outbreak will be included in next OEB Report</li> </ul> </li> <li>○ Rate Case submitted Nov. 4, 2020                             <ul style="list-style-type: none"> <li>▪ Interrogatories received from five intervenors</li> <li>▪ Project team preparing responses for submission on January 27, 2021</li> </ul> </li> <li>○ NextBridge recording costs related to COVID-19 in separate account</li> </ul> </li> </ul>	<p>Chris Lupaschuk to inquire with Jennifer Tidmarsh and Finance department about contingencies.</p>
5.	<p><b>Indigenous Facilitator Program</b></p> <ul style="list-style-type: none"> <li>• Working well since re-launch and we are proud of team's work in the field</li> </ul>	
6.	<p><b>Project Approvals</b></p> <ul style="list-style-type: none"> <li>• Only six workfronts still require major permits and approvals</li> <li>• Phase 1 ESAs in WF 6 and 3 may not be needed</li> <li>• We do not expect impacts to schedule based on outstanding permits and approvals</li> <li>• New project map available</li> </ul>	

**Minutes of PAC Meeting**

ITEM	ITEM DESCRIPTION	ACTION
7.	<p><b>Construction Update</b></p> <ul style="list-style-type: none"> <li>• <b>Activities Update</b> <ul style="list-style-type: none"> <li>○ Construction continues</li> <li>○ A planned December slow down occurred due to the holidays</li> <li>○ On track to complete all clearing by spring break-up</li> <li>○ Still expect to meet in service date of March 2022</li> <li>○ Wawa work camp expected to open later this month</li> <li>○ COVID outbreak in Marathon Camp – Valard providing regular updates</li> <li>○ Will better be able to assess implications of Marathon Camp lockdown at next meeting</li> <li>○ Indigenous facilitator hours ramped up September to November (December numbers not yet available)</li> </ul> </li> <li>• <b>COVID-19 Protocol Updates</b> <ul style="list-style-type: none"> <li>○ Valard developed brochure (attached to meeting materials)</li> <li>○ Workers returning to project tested in Thunder Bay (over 600) with one positive</li> <li>○ Several days later, 2 non-negative (COVID positive) tests</li> </ul> </li> </ul> <p>Question: Community members have been asking why there are Valard trucks still mobile and workers in the community if there is a lockdown at the camp? Messaging is coming out but we are requesting clearer communication on this item.</p> <p>Answer: There are still active workers but they are not associated with the locked down camp. Any trucks/workers you see are not part of the contained bubble. We will consider better messaging on this item.</p>	<p>Consider options to better communicate COVID messaging related to ongoing worker presence during camp lockdown</p>
8.	<p><b>Other Business</b></p> <ul style="list-style-type: none"> <li>• None</li> </ul>	

**Minutes of PAC Meeting**

ITEM	ITEM DESCRIPTION	ACTION
9.	<p><b>Next Steps</b></p> <ul style="list-style-type: none"> <li>Follow up on action items</li> </ul>	
10.	<p><b>Summary of Action Items</b></p> <ul style="list-style-type: none"> <li>Circulate October 22, 2020 meeting minutes</li> <li>Inquire about ability to identify ballpark figure for COVID-related costs to date</li> <li>Report on COVID-related cost contingencies should costs not be covered by the government</li> <li>Strengthen messaging/communication related to continued worker presence during lockdown of camp.</li> </ul>	
11.	<ul style="list-style-type: none"> <li><b>The meeting was adjourned @ 10:35 AM. Next meeting is proposed as a conference call for April 22, 2021 at 10:00 AM</b> <ul style="list-style-type: none"> <li>Suggestion January 2022 meeting be in-person – last one before in-service</li> </ul> </li> </ul>	



**EAST-WEST TIE  
PARTNERSHIP ADVISORY  
COMMITTEE**

**Monthly Report**

**15 March 2021**

Prepared by:



**Confidential and Proprietary Information**

**MANAGEMENT SUMMARY OF OPERATIONS**

Key Status	Summary
<p><b>Engineering &amp; Construction</b></p>	<ul style="list-style-type: none"> <li>• NextBridge and Valard teams participating in weekly scheduling call to monitor all activities on-site</li> </ul> <p><b><u>Completion</u></b></p> <ul style="list-style-type: none"> <li>• 1204 Structures cleared with winter and all-season roads built</li> <li>• 768 Foundations installed</li> <li>• 734 Structures assembled</li> <li>• 513 Structures erected</li> <li>• 105 km of conductor stringing completed</li> </ul> <p><b><u>Procurement</u></b></p> <ul style="list-style-type: none"> <li>• 1201 Towers delivered to site               <ul style="list-style-type: none"> <li>○ Plus 18 Operations spares</li> </ul> </li> <li>• Conductor deliveries complete               <ul style="list-style-type: none"> <li>○ Plus 5 Operations spares</li> </ul> </li> <li>• 139 Reels of OHGW on site</li> <li>• 78 Reels of OPGW on site</li> </ul>
<p><b>Environment</b></p>	<ul style="list-style-type: none"> <li>• All Work front (WF) Detailed Project Plans (DPP) and associated Permit Applications have been submitted and approved               <ul style="list-style-type: none"> <li>○ Few permits remain outstanding and are related to watercourse crossing amendments, access changes and fly yards</li> </ul> </li> <li>• All Conservation Reserve (CR) and Provincial Park DPPs have been submitted</li> </ul>

**Stakeholder Relations**

- Updates on construction, Project news, and responses to online comments continue to be posted on the Project online platforms

**Marathon Camp**

- Delivered \$5,000 community investment donation to North of Superior Healthcare group in joint donation with Valard (\$10,000 total) to recognize their support during the Marathon camp lockdown
  - Media statement was prepared and media attended the socially distanced cheque presentation
  - The Marathon Mercury showcased the donation on the front page of their newspaper on February 23, 2021
- Reviewing community investment applications submitted by North Algoma Literacy Coalition Training for Employment Initiative and the Terrace Bay Library for indoor air quality improvements
- Current community investment form is being updated to ensure required information is populated by requestors



Key Status	Summary
<b>Indigenous Relations</b>	<ul style="list-style-type: none"> <li>• Indigenous Facilitator Program is fully active and monitoring is taking place seven days a week</li> <li>• Supercom's new Indigenous Facilitation Program lead is Robert Starr with additional support from Sean Ruth</li> <li>• Pic Moberg Facilitator was absent from the field for about a week due to potential COVID-19 exposure due to close contact with a contractor linked to the White River Camp</li> <li>• Indigenous Facilitator Independence Plan is being implemented             <ul style="list-style-type: none"> <li>○ Most Facilitators were minimally supported and will be fully independent by April 1, 2021</li> <li>○ Continued collaboration is being pursued with Supercom and Indigenous Communities to ensure the Facilitators are well prepared for full independence in the field</li> <li>○ This preparation includes ad-hoc safety briefings, providing resources for quick reference in the field, and introducing the Facilitators to other field staff on the ROW</li> </ul> </li> <li>• Discussions continued with communities in preparation for decreased construction activities</li> <li>• Pic Moberg First Nation and NextBridge continue to collaborate on the White Lake Narrows             <ul style="list-style-type: none"> <li>○ Clearing and geotechnical work was completed in February</li> </ul> </li> <li>• Continued discussions with Michipicoten First Nation and Pic River First Nation on the caribou relocation strategy and species at risk permit</li> <li>• BZA, the Government of Ontario and NextBridge continue negotiations towards a settlement of ongoing litigation             <ul style="list-style-type: none"> <li>○ Settlement believed to be close</li> </ul> </li> </ul>

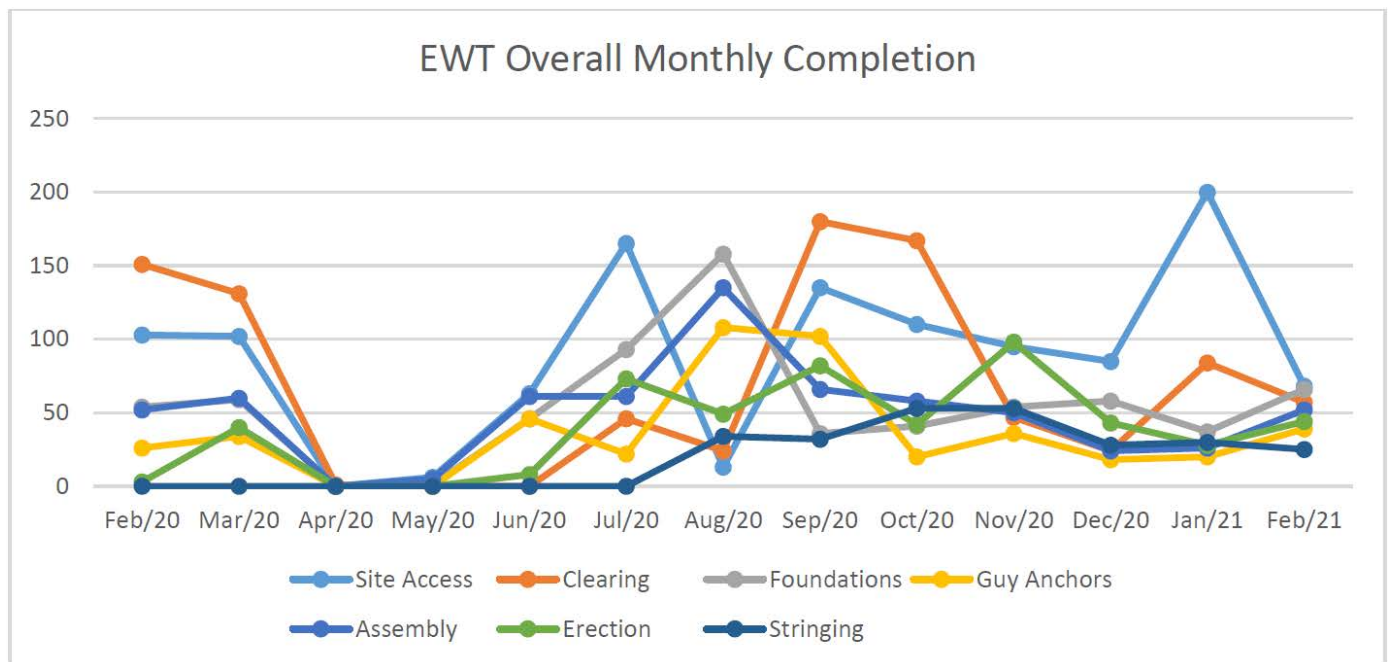
**OVERALL MONTHLY PERSON HOURS AND WORKSITE STATUSES**

**COVID-19 UPDATE**

Weekly COVID-19 calls are being held to review all risks. The provincial health guidelines are being closely monitored and changes will be made on site as required. The additional site safety measures below continue to be followed:

- Screening new workers and workers who have recently travelled;
  - Testing workers on site;
  - Reducing contact between employees, including how they travel to and from site each day;
  - Modified accommodations;
  - Additional cleaning and sanitizing procedures;
  - Providing additional PPE to employees including masks and hand sanitizer; and,
  - Supplying workers with a COVID-19 Response Brochure
- Total of 23 positive COVID-19 cases identified on the Project
  - As of the start of March, 5 workers remained in isolation who presented symptoms or tested positive for COVID, or were identified through the contract tracing procedure
  - The last remaining quarantined worker is expected to return to work approximately March 11<sup>th</sup>
  - Following the temporary closure of the White River camp in early February, all project facilities have since re-opened and are presently in operation
  - New workers and workers on turn-around continue to be tested and quarantined in Thunder Bay before being moved to their respective work camps
  - As the winter season comes to a close, crews will remain on site as long as possible to complete work in winter restricted zones to reduce the chance of new cases being contracted during worker rotations
  - Regional restrictions and COVID-19 guidelines continue to be monitored and implemented on site

NextBridge and Valard continue to work with all regional health departments to ensure the safety of workers and the general public



## OVERALL MONTHLY PERSON HOURS AND WORKSITE STATUSES

### Overall Completion % by Activity

Clearing	Access	Foundations	Anchors	Assembly	Erection	Stringing
98%	98%	63%	66%	60%	42%	22%

### Environmental

The following environmental activities were completed during the month of January:

- The Indigenous Facilitator Program is fully active, and all communities had facilitators in the field during the month of February
- Newly onboarded Facilitators were full integrated and active in the field
- Up to three Atwell environmental monitors onsite conducting erosion and sedimentation control (ESC) inspections, environmental compliance and oversight

### Environmental Person Hours

Environmental Monitors	Aug/20	Sep/20	Oct/20	Nov/20	Dec/20	Jan/21	Feb/21	Total
DST	361	500	840	800	800	800	800	13,525
Atwell	961	1,656	1,590	1,060	781	775	681	19,700

### Contractor and Subcontractor Person Hour Reporting

Week Ending	1/30/21	2/6/21	2/13/21	2/20/21	Month	Project Total
Valard	23,360	22,593	31,191	36,583	113,726	1,065,150
E. Corbiere	4,426	3,960	4,385	4,624	17,395	258,988
Doublestar	2,776	3,249	3,620	3,926	13,571	75,293
LEG	2,425	2,262	2,113	2,299	9,099	85,911
Sodexo	1,807	2,176	2,692	2,915	6,788	84,688
Kabi Lake	4,560	4,350	3,054	3,874	15,838	161,470
Norpro	859	953	976	1,094	3,882	29,746
Crux	104	138	387	369	997	5,795

### Camp, Laydown, & Office Construction

All work camps are presently open and active following initial identification of non-negative COVID-19 cases. Following an inspection of the work camps by the Thunder Bay District Health Inspector, additional cleaning, security, distancing and management practices were put into place to protect the employees of the camps along with the general public. The White River camp was closed temporarily during the beginning February and subsequently re-opened the following week.

Camp	Status	Decommission
Nipigon	Active	December 31 <sup>st</sup> , 2021
Marathon	Active	December 31 <sup>st</sup> , 2021
White River	Active	December 31 <sup>st</sup> , 2021
Wawa	Active	December 31 <sup>st</sup> , 2021

## OVERALL MONTHLY PERSON HOURS AND WORKSITE STATUSES

### Construction Photos

#### Clearing



## OVERALL MONTHLY PERSON HOURS AND WORKSITE STATUSES

### Erection



### Stringing



## LAND OVERALL COMPLETION

WorkFront	Land-ROW	Land - Access
Work Front7	100%	100%
Work Front8	100%	100%
Work Front1	100%	100%
Work Front9	100%	100%
Work Front2	100%	100%
Work Front3	100%	100%
Work Front6	100%	100%
Work Front4	100%	100%
Work Front5	100%	100%
Work Front11	97%	100%
Work Front10	100%	100%

Percentage of linear distance of route acquired in kilometers. Unencumbered Provincial Crown Land (Unpatented Land, Conservation Reserves, Parks) are assumed secured, but are still subject to receiving Provincial Government approvals.

Percentage of parcels with construction access requirements acquired. Construction access requirements on unencumbered Provincial Crown Land (Unpatented Land, Conservation Reserves, Parks) are subject to receiving Provincial Government approvals.

## UPCOMING ACTIVITIES



Work Front	Current Project Phase(s)	Next 30 Days – Upcoming Activities
1	Stringing	<ul style="list-style-type: none"> <li>Continued meetings with HONI RE: Connection and Cost Recovery Agreement (CCRA) and Connection Facilities Agreement (CFA) and Schedule</li> <li>Rate Case Application settlement conference held during weeks of February 14<sup>th</sup> and 21<sup>st</sup> <ul style="list-style-type: none"> <li>Settlement was not reached</li> </ul> </li> <li>Rate Case Hearing set for last week of March</li> </ul>
2	Stringing	
3	Assembly, Foundations, Erection, Stringing	
4	Foundations, Assembly	
5	Foundations, Assembly	
6	Foundations, Assembly, Erection	
7	Foundations, Assembly, Erection	
8	Foundations, Assembly, Erection	
9	Foundations, Assembly, Erection	
10	Clearing, Foundations	
11	Clearing, Foundations, Assembly, Erection	

**FINANCIAL OPERATING INFORMATION**

Confidential - as of 2/28/2021	Actuals Spent		Budget			Forecast Budget Variance		
	A Spent This Month \$	B Total Spent To Date \$	C Budget Per LTC Application \$	D=C-B Budget Remaining \$	E=D/C*100 Budget Remaining %	F Forecast Budget Change \$	G Forecast Budget Change %	Reasons For Change
<b>Engineering &amp; Construction</b>	<b>24,269,241</b>	<b>444,374,519</b>	<b>572,761,388</b>	<b>128,386,869</b>	<b>22%</b>	<b>614,267,289</b>	<b>7%</b>	Revised based on in-service date
1 Engineering, Design and Procurement			19,342,245					
2 Materials and Equipment			89,408,231					
8 Site Clearing, Access			107,463,339					
9 Construction			356,547,573					
<b>Environmental &amp; Remediation Activities</b>	<b>287,426</b>	<b>17,779,348</b>	<b>26,929,260</b>	<b>9,149,912</b>	<b>34%</b>	<b>31,550,162</b>	<b>17%</b>	Revised based on in-service date
3 Environmental and Regulatory Approvals			13,030,561					
10 Site Remediation			13,898,699					
<b>Indigenous Activities</b>	<b>335,268</b>	<b>18,440,699</b>	<b>20,211,000</b>	<b>1,770,301</b>	<b>9%</b>	<b>23,653,555</b>	<b>17%</b>	Revised based on in-service date
5 Indigenous Economic Participation			7,000,000					
6 Indigenous Consultation			13,211,000					
4 Land Rights (excludes Aboriginal)	126,099	17,942,099	23,830,512	5,888,413	25%	23,830,512	0%	
7 Other Consultation	38,387	1,259,819	2,530,194	1,270,375	50%	2,530,194	0%	
11 Contingency	-	-	49,399,445	49,399,445	100%	-	-100%	Allocation of Contingency
12 Regulatory	88,953	4,332,827	5,405,078	1,072,251	20%	5,405,078	0%	
13 EWT Management	24,301	4,348,242	4,900,644	552,402	11%	4,900,644	0%	
<b>Total Project Spend</b>	<b>25,169,674</b>	<b>508,477,553</b>	<b>705,967,521</b>	<b>197,489,968</b>	<b>28%</b>	<b>706,137,434</b>	<b>0%</b>	
14 Interest During Construction (IDC) <sup>1</sup>	879,463	14,765,942	31,003,000	16,237,058	52%	31,003,000	0%	
<b>Total Construction Costs<sup>2,3</sup></b>	<b>26,049,137</b>	<b>523,243,494</b>	<b>736,970,521</b>	<b>213,727,027</b>	<b>29%</b>	<b>737,140,434</b>	<b>0%</b>	

1 IDC has not been reforecasted as interest rates will vary based on the OEB prescribed rates  
2 On the record (EB-2017-0182)  
3 Development Costs eligible for consideration as construction costs of \$5.3 MM not reflected in column B. (OEB Decision, December 20, 2018)



NextBridge Infrastructure is comprised  
of three established brands in the  
energy industry

# **East-West Tie Partnership Advisory Committee Meeting**

Conference Call, April 22, 2020 10:00 am

1-877-385-4099 / 8758310#

# Agenda

- Review of Minutes from Last Meeting
- Partnership and Project Regulatory Matters
  - Project Cost Update
  - Regulatory Matters
- Indigenous Facilitator Program
- Project Approvals
- Construction
  - COVID-19 Updates
  - Construction Activities Update
- Other Business
- Next Steps



## Partnership and Project Regulatory Matters

# Project Cost Update

Confidential - as of 3/31/21	Actuals Spent		Budget			Forecast Budget Variance		
	A Spent This Month \$	B Total Spent To Date \$	C Budget Per LTC Application \$	D=C-B Budget Remaining \$	E=D/C*100 Budget Remaining %	F Forecast Budget Change \$	G Forecast Budget Change %	Reasons For Change
<b>Engineering &amp; Construction</b>	26,703,576	471,078,095	572,761,388	101,683,293	18%	614,267,289	7%	Revised based on in-service date
1			19,342,245					
2			89,408,231					
8			107,463,339					
9			356,547,573					
<b>Environmental &amp; Remediation Activities</b>	298,848	17,728,714	26,929,260	9,200,546	34%	31,550,162	17%	Revised based on in-service date
3			13,030,561					
10			13,898,699					
<b>Indigenous Activities</b>	(39,923)	18,400,776	20,211,000	1,810,224	9%	23,653,555	17%	Revised based on in-service date
5			7,000,000					
6			13,211,000					
4	239,945	18,531,526	23,830,512	5,298,986	22%	23,830,512	0%	
7	22,730	1,282,549	2,530,194	1,247,645	49%	2,530,194	0%	
11	-	-	49,399,445	49,399,445	100%	-	-100%	Allocation of Contingency
12	210,033	4,542,860	5,405,078	862,218	16%	5,405,078	0%	
13	33,287	4,381,529	4,900,644	519,115	11%	4,900,644	0%	
<b>Total Project Spend</b>	<b>27,468,497</b>	<b>535,946,050</b>	<b>705,967,521</b>	<b>170,021,471</b>	<b>24%</b>	<b>706,137,434</b>	<b>0%</b>	
14	922,042	15,687,984	31,003,000	15,315,016	49%	31,003,000	0%	
<b>Total Construction Costs<sup>2,3</sup></b>	<b>28,390,539</b>	<b>551,634,034</b>	<b>736,970,521</b>	<b>185,336,487</b>	<b>25%</b>	<b>737,140,434</b>	<b>0%</b>	

1 IDC has not been reforecasted as interest rates will vary based on the OEB prescribed rates

2 On the record (EB-2017-0182)

3 Development Costs eligible for consideration as construction costs of \$5.3 MM not reflected in column B. (OEB Decision, December 20, 2018)

# Regulatory Matters

- Rate Case hearing took place on March 29-31, 2021
  - NextBridge filed the Argument in Chief on April 9, 2021
  - Intervenors and OEB staff who wish to file Final Arguments must do so by April 27, 2021
  - NextBridge will file the Reply Argument by May 11, 2021 and expect a Final Decision by July 2021
- Ontario Energy Board (OEB) Quarterly Construction Progress Report to be filed on April 22, 2021
  - This Report was mentioned during the Hearing and is expected to be reviewed closely by the OEB and the Intervenors
  - Information on construction progress and COVID-19 responses are included
  - Construction activities have slowed for the planned Spring Break-Up but are still on track for the March 31, 2022 in-service date
- NextBridge is recording costs related to COVID-19 in a separate account.

# Indigenous Facilitator Program

# Indigenous Facilitator Program Update

- Since October 2019, Indigenous Facilitators from seven communities have been observing and monitoring the construction phase of the Project
- As intensive construction activities have now been completed, Facilitators have transitioned to independently observing and monitoring community areas of interest or significance and active Facilitator monitoring will decrease
- NextBridge is committed to supporting ongoing Facilitator monitoring or site tours, as requested by Indigenous communities
- Environmental monitoring reports (created by Atwell) for sites or areas of interest are available to communities upon request

Environmental Monitors	Sept/20	Oct/20	Nov/20	Dec/20	Jan/21	Feb/21	Mar/21	Total
DST	500	840	800	800	800	800	800	14,325
Atwell	1,656	1,590	1,060	781	775	681	460	20,159
Indigenous	648	952	1,094	1,642	832	1,229	~1,000 <sup>1</sup>	11,133

<sup>1</sup> The March 2021 value is an estimate and will be updated during the next PAC Quarterly Meeting.

## Project Approvals Update



# Update on Major Permit and Approvals/Authorizations

- All major permits and approvals/authorizations needed to construct the Project have been received
- During construction, the Project is continually improving construction access in an effort to address Indigenous community requests, efficiencies and to reduce costs and environmental impacts
- As a result, the number of permits and approvals/authorizations and target dates are subject to change as access plans evolve, but these changes are not expected to impact the Project schedule



# Project Route Map with Work Fronts



## Construction Update

# Construction Continues



# COVID-19 Update

- **COVID protocols continue**
  - Screening workers arriving to site
  - Testing workers on site
  - Reducing contact between employees
  - Modified accommodations
  - Additional cleaning and sanitizing procedures
  - Additional PPE provided
  - Valard has arranged for COVID-19 testing to be completed on site for all project personnel who travel off site
  - Majority of workers on site demobilized at the end of March until Mid-May during spring breakup
  - Reduced risk of new cases being identified during this time
  - All project facilities were able to operate as normal during the month of March
  - New workers and workers on turn-around continue to be tested and quarantined in Thunder Bay before being moved to their respective work camps
  - Regional restrictions and COVID-19 guidelines continue to be monitored and implemented on site
  - No new COVID-19 cases were reported during the month of March

# Construction Activities Update

## Construction activities are ongoing in all WFs

### Completion

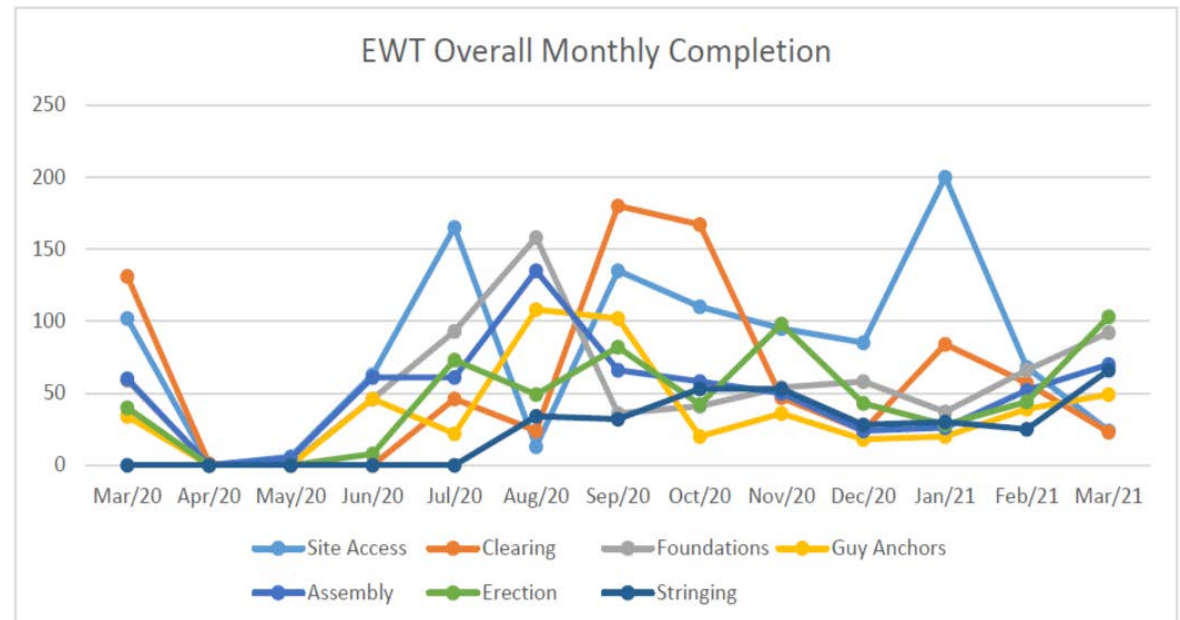
- Project clearing complete
- 4 accesses remaining
- 859 Foundations installed
- 804 Structures assembled
- 618 Structures erected
- 129 km Conductor strung

### Procurement

- 1201 Towers delivered to site
- Conductor deliveries complete
- 139 Reels of OHGW on site
- 78 Reels of OPGW on site

## Worker camps are re-opened with COVID protocols:

- Nipigon
- Marathon
- White River
- Wawa



# Construction Activities Update (continued)

## Incidents

Month	Oct/20	Nov/20	Dec/20	Jan/21	Feb/21	Mar/21	Total
Near Misses	3	0	0	0	2	0	10
Medical Aid	4	2	3	3	0	2	16
Med Aid w/ Mod	0	0	0	0	0	0	8
First Aids	2	3	4	1	4	6	56
Theft/Security	0	0	0	0	0	0	2
LTI	1	1	0	0	0	0	2
Property Damage	6	2	1	0	2	5	33
Vehicle Damage	2	2	1	0	5	7	28
Other	0	0	0	0	0	1	6

## Person Hour Reporting

Week Ending	2/27/21	3/6/21	3/13/21	3/20/21	Month	Project Total
Valard	37,012	37,627	40,479	42,871	157,988	1,418,366
E. Corbiere	4,044	3,858	3,704	3,054	14,660	273,648
Doublestar	3,096	4,145	4,161	4,181	15,583	90,876
LEG	2,934	2,655	2,044	2,284	9,917	95,829
Sodexo	2,208	2,765	3,028	2,730	10,731	95,419
Kabi Lake	3,806	3,776	3,142	1,750	12,474	173,944
Norpro	1,035	976	1,082	1,020	4,113	33,859
Crux	173	99	511	495	1,277	8,997

## Project Monthly Person Hours

Month	Sep/20	Oct/20	Nov/20	Dec/20	Jan/21	Feb/21	Mar/21	Total
Total	195,176	181,408	191,699	166,527	127,652	204,511	230,380	2,315,417

Another Other Business?



## Next Steps

# Future Meetings

## Proposed Quarterly Meeting Dates

- July 22, 2021 - Teleconference
- October 22, 2021 - Teleconference
- January 20, 2022 – In-Person (TBC)



NextBridge Infrastructure is comprised  
of three established brands in the  
energy industry

# East-West Tie Partnership Advisory Committee Meeting

Webex Conference Call  
July 22, 2021  
10:00 am

# Agenda

- Review of Minutes from Last Meeting
- Partnership and Project Regulatory Matters
  - Project Cost Update
  - Regulatory Matters
- Indigenous Facilitator Program
- Project Approvals
- Construction
  - Construction Activities Update
  - COVID-19 Updates
- Other Business
- Next Steps



## Partnership and Project Regulatory Matters

# Project Cost Update

Confidential - as of 6/30/2021	Actuals Spent		Budget			Forecast Budget Variance		Reasons For Change
	A Spent This Month \$	B Total Spent To Date \$	C Budget Per LTC Application \$	D=C-B Budget Remaining \$	E=D/C*100 Budget Remaining %	F Forecast Budget Change \$	G Forecast Budget Change %	
<b>Engineering &amp; Construction</b>	22,516,235	503,355,823	572,761,388	69,405,566	12%	614,267,289	7%	Revised based on in-service date
1 Engineering, Design and Procurement			19,342,245					
2 Materials and Equipment			89,408,231					
8 Site Clearing, Access			107,463,339					
9 Construction			356,547,573					
<b>Environmental &amp; Remediation Activities</b>	258,797	18,868,066	26,929,260	8,061,194	30%	31,550,162	17%	Revised based on in-service date
3 Environmental and Regulatory Approvals			13,030,561					
10 Site Remediation			13,898,699					
<b>Indigenous Activities</b>	748,025	19,994,987	20,211,000	216,013	1%	23,653,555	17%	Revised based on in-service date
5 Indigenous Economic Participation			7,000,000					
6 Indigenous Consultation			13,211,000					
4 Land Rights (excludes Aboriginal)	164,594	18,560,766	23,830,512	5,269,746	22%	23,830,512	0%	Allocation of Contingency
7 Other Consultation	80,080	1,387,471	2,530,194	1,142,723	45%	2,530,194	0%	
11 Contingency	-	-	49,399,445	49,399,445	100%	-	-100%	
12 Regulatory	76,782	4,962,280	5,405,078	442,798	8%	5,405,078	0%	
13 EWT Management	46,972	4,510,318	4,900,644	390,326	8%	4,900,644	0%	
<b>Total Project Spend</b>	<b>23,891,486</b>	<b>571,639,711</b>	<b>705,967,521</b>	<b>134,327,810</b>	<b>19%</b>	<b>706,137,434</b>	<b>0%</b>	
14 Interest During Construction (IDC) <sup>1</sup>	1,115,078	19,000,320	31,003,000	12,002,680	39%	31,003,000	0%	
<b>Total Construction Costs<sup>2,3</sup></b>	<b>25,006,563</b>	<b>590,640,030</b>	<b>736,970,521</b>	<b>146,330,491</b>	<b>20%</b>	<b>737,140,434</b>	<b>0%</b>	

1 IDC has not been reforecasted as interest rates will vary based on the OEB prescribed rates

2 On the record (EB-2017-0182)

3 Development Costs eligible for consideration as construction costs of \$5.3 MM not reflected in column B. (OEB Decision, December 20, 2018)

# Regulatory Matters

- Rate Case Decision was received on June 17, 2021
  - Outcome was largely positive
  - Term was set at 5 years, 9 months
  - Costs for construction (\$737M), phase shift (\$5.3M), spares (\$1.2M), and capital expenditures were all deemed prudent and approved for recovery
  - COVID-19 cost prudence will be determined in a separate proceeding and costs are to be recorded separately
- Ontario Energy Board (OEB) Quarterly Construction Progress Report to be filed on July 22, 2021
  - Construction activities have resumed as workers returned from Spring Breakup in mid-May
  - Project still on track for the March 31, 2022, in-service date

# Indigenous Facilitator Program



# Indigenous Facilitator Program Update

- The Indigenous Facilitator Program ran at full capacity during the majority of 2Q 2021
  - One facilitator was absent from the field due to health issues
  - Alternative options were approved by the respective community to have other facilitators perform monitoring in the traditional territory
- The Indigenous Facilitator Independence Plan was fully implemented in 2Q 2021 and included new reporting mechanisms and daily planning logs
- NextBridge continued discussions with the communities surrounding the flow of construction activities into summer of 2021 and impending decreased workload for some Indigenous Facilitators

Environmental Monitors	Dec/20	Jan/21	Feb/21	Mar/21	Apr/21	May/21	June/21	Total
DST	800	800	800	800	0	0	0	14,325
Atwell	781	775	681	460	0	260	575	20,995
Indigenous	1,642	832	1,229	1,043	840	696	~850 <sup>1</sup>	11,133

<sup>1</sup> The June 2021 value is an estimate and will be updated during the next PAC Quarterly Meeting.

## Project Approvals Update

# Update on Major Permit and Approvals/Authorizations

- All major permits and approvals/authorizations needed to construct the Project have been received
- As the Project shifts to reclamation activities, the Project team is now focusing their efforts on obtaining reclamation permits



# Project Route Map with Work Fronts



## Construction Update

# Construction Continues



# Construction Activities Update

## Construction activities are ongoing in all Work Fronts

### Completion

- Clearing complete
- Access complete
- 988 Foundations installed
- 921 Structures assembled
- 736 Structures erected
- 162 km Conductor strung
- 51 Structure areas reclaimed

### Procurement

- 1223 Towers delivered to site
- Conductor deliveries complete
- OHGW deliveries complete
- OPGW deliveries complete

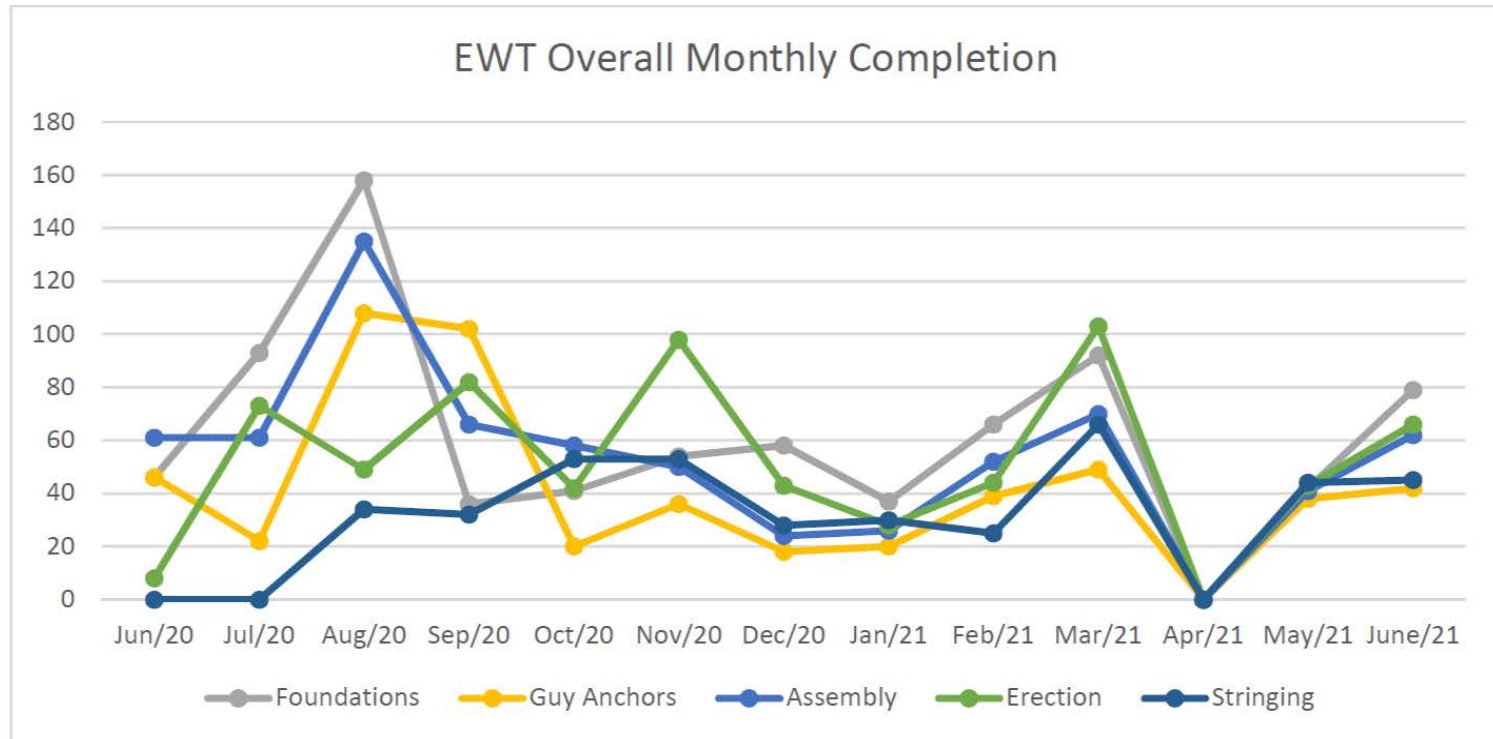
### Worker Camps

- Nipigon, Marathon and White River camps are open
- Wawa camp will re-open once activities increase in the area



# Construction Activities Update (continued)

## Monthly Overall Completion by Number of Structures





# Construction Activities Update (continued)

## Incidents

Month	Jan/21	Feb/21	Mar/21	Apr/21	May/21	June/21	Total
Near Misses	0	2	0	0	1	0	11
Medical Aid	3	0	2	0	0	2	18
Med Aid w/ Mod	0	0	0	0	0	1	9
First Aids	1	4	6	0	2	9	71
Theft/Security	0	0	0	0	0	0	2
LTI	0	0	0	0	0	0	2
Property Damage	0	2	5	0	3	6	47
Vehicle Damage	0	5	7	0	0	0	29
Other	0	0	1	0	0	2	8

## Project Monthly Person Hours

Month	Dec/20	Jan/21	Feb/21	Mar/21	Apr/21	May/21	Jun/21	Total
Total	166,527	127,652	204,511	230,380	17,800	93,347	246,302	2,768,203

# COVID-19 Update

- **COVID protocols continue**
  - No COVID-19 cases were recorded during the last month
  - Workers are visiting vaccination clinics, when possible, in communities across the Project
  - The amount of fully vaccinated workers on the Project is increasing month over month
  - Although provincial restrictions are slowly lifting, the Project continues to remain under strict testing and access guidelines to ensure the safety of all workers and the public



NextBridge and Valard continue to work with all regional health departments to ensure the safety of workers and the general public.

Another Other Business?

## Next Steps

# Future Meetings

## Proposed Quarterly Meeting Dates

- October 22, 2021 - Teleconference
- January 20, 2022 – In-Person (TBC)



NextBridge Infrastructure is comprised  
of three established brands in the  
energy industry

# **East-West Tie Partnership Advisory Committee Meeting**

Webex Conference Call  
October 21, 2021  
10:00 am

# Agenda

- Review of Minutes from Last Meeting
- Partnership and Project Regulatory Matters
  - Project Cost Update
  - Regulatory Matters
- Indigenous Facilitator Program
- Construction
  - Construction Activities Update
  - COVID-19 Update
- Reclamation Permits
- Other Business
- Next Steps



## Partnership and Project Regulatory Matters



# Project Cost Update

Confidential - as of 9/30/2021	Actuals Spent		Budget			Forecast Budget Variance		
	A Spent This Month \$	B Total Spent To Date \$	C Budget Per LTC Application \$	D=C-B Budget Remaining \$	E=D/C*100 Budget Remaining %	F Forecast Budget Change \$	G Forecast Budget Change %	Reasons For Change
<b>Engineering &amp; Construction</b>	21,212,965	555,549,701	572,761,388	17,211,687	3%	614,267,289	7%	Revised based on in-service date
1 Engineering, Design and Procurement			19,342,245					
2 Materials and Equipment			89,408,231					
8 Site Clearing, Access			107,463,339					
9 Construction			356,547,573					
<b>Environmental &amp; Remediation Activities</b>	233,036	19,563,953	26,929,260	7,365,307	27%	31,550,162	17%	Revised based on in-service date
3 Environmental and Regulatory Approvals			13,030,561					
10 Site Remediation			13,898,699					
<b>Indigenous Activities</b>	402,318	21,861,657	20,211,000	(1,650,657)	-8%	23,653,555	17%	Revised based on in-service date
5 Indigenous Economic Participation			7,000,000					
6 Indigenous Consultation			13,211,000					
4 Land Rights (excludes Aboriginal)	147,620	19,030,617	23,830,512	4,799,895	20%	23,830,512	0%	
7 Other Consultation	6,692	1,439,539	2,530,194	1,090,655	43%	2,530,194	0%	
11 Contingency	-	-	49,399,445	49,399,445	100%	-	-100%	Allocation of Contingency
12 Regulatory	147,546	5,233,031	5,405,078	172,047	3%	5,405,078	0%	
13 EWT Management	65,020	4,705,586	4,900,644	195,058	4%	4,900,644	0%	
<b>Total Project Spend</b>	<b>22,215,197</b>	<b>627,384,084</b>	<b>705,967,521</b>	<b>78,583,437</b>	<b>11%</b>	<b>706,137,434</b>	<b>0%</b>	
14 Interest During Construction (IDC) <sup>1</sup>	1,187,879	22,537,208	31,003,000	8,465,792	27%	31,003,000	0%	
<b>Total Construction Costs<sup>2,3</sup></b>	<b>23,403,076</b>	<b>649,921,292</b>	<b>736,970,521</b>	<b>87,049,229</b>	<b>12%</b>	<b>737,140,434</b>	<b>0%</b>	

1 IDC has not been reforecasted as interest rates will vary based on the OEB prescribed rates

2 On the record (EB-2017-0182)

3 Development Costs eligible for consideration as construction costs of \$5.3 MM not reflected in column B. (OEB Decision, December 20, 2018)

# Regulatory Matters

- Ontario Energy Board (OEB) Quarterly Construction Progress Report to be filed on October 22, 2021
  - In letters dated August 4, 2021, and August 27, 2021, respectively, the OEB requested NextBridge to provide an update on potential schedule and cost impacts related to an Emergency Area Order (EAO), EAO 2021-13, and the subsequent Implementation Order (IO), IO-2021-NWR-02
  - These Orders were announced on July 14, 2021, due to extremely dry conditions in Northwestern Ontario and temporarily halted construction activities in workfronts (WFs) 1-6
  - Crews were re-mobilized to WFs 7-11 to maintain schedule
  - Restrictions in WFs 3-6 were lifted on August 11, 2021, and in WFs 1-2 on August 18, 2021, respectively
  - The additional costs incurred due to the work stoppage is estimated to be \$20MM, while the Project still on track for the March 31, 2022, in-service date

# Indigenous Facilitator Program

# Indigenous Facilitator Program Update

- Indigenous Facilitator Program (IFP) is fully active and monitoring is taking place, independently, seven days a week
  - Reclamation work and associated monitoring recommenced in WFs 1 and 2 in late August
- Discussions continue with communities in preparation for decreased construction activities and final reclamation work
- Increased focus on planning for transitioning the Facilitators out of the IFP, as reclamation is completed in communities’ traditional territories, is beginning on the west side of the Project and will advance eastward

Environmental Monitors	Mar/21	Apr/21	May/21	June/21	July/21	Aug/21	Sept/21	Total
DST	800	0	0	0	0	0	0	14,325
Atwell	460	0	260	575	0	260	575	20,995
Indigenous	1,043	840	696	850	855	776	~800 <sup>1</sup>	13,564

<sup>1</sup> The September 2021 value is an estimate and will be updated during the next PAC Quarterly Meeting.

## Project Approvals Update

## Construction Update

# Construction Continues



# Construction Activities Update

## Construction activities are ongoing in all Work Fronts

### Completion

- Clearing complete
- Access complete
- Foundations complete
- 1133 Structures assembled
- 903 Structures erected
- 213 km Conductor strung
- 243 Structure areas reclaimed

### Procurement

- All Towers delivered to site
- Conductor deliveries complete
- OHGW deliveries complete
- OPGW deliveries complete

### Worker Camps

- All camps are open
- Camp decommissioning dates are currently under review



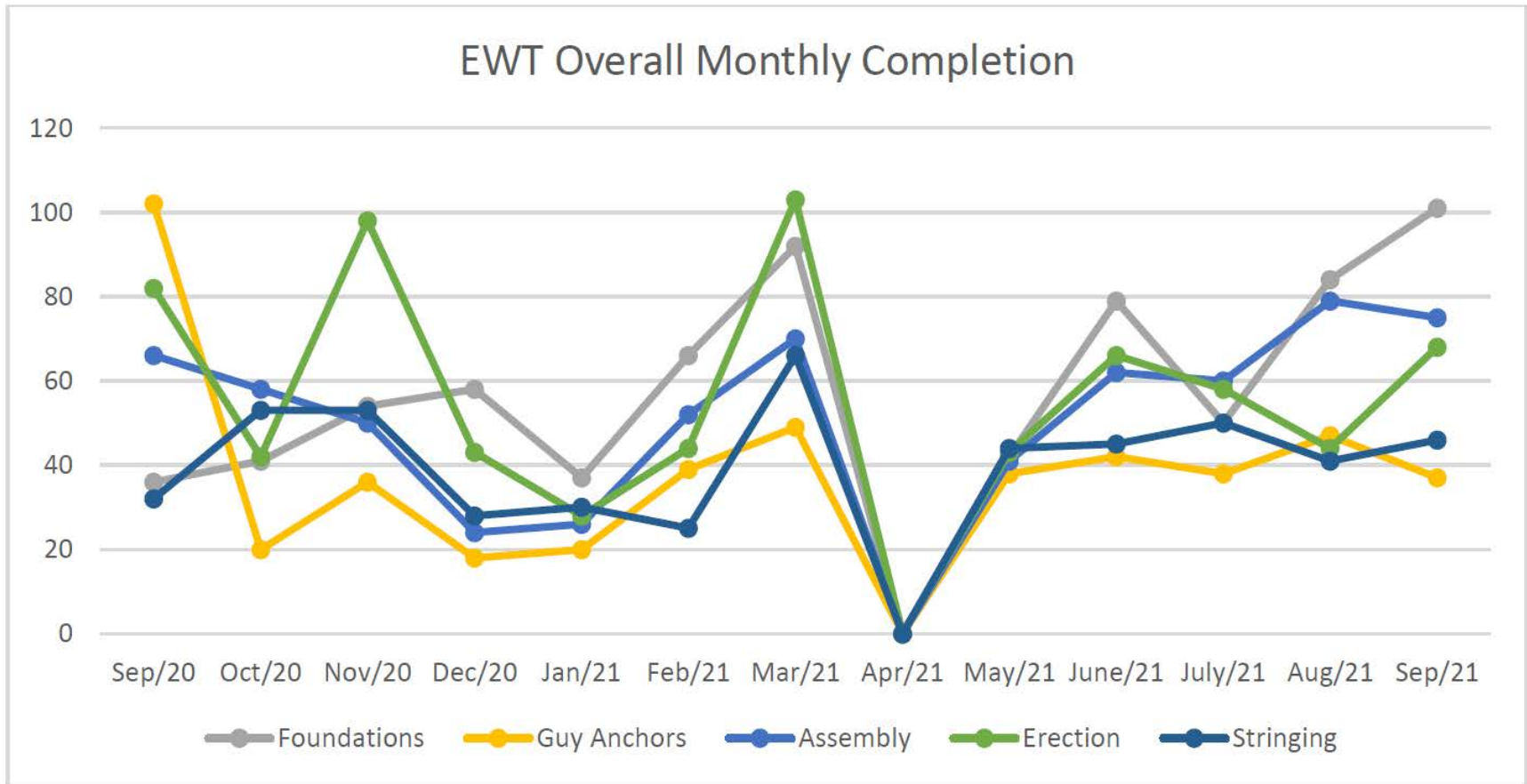


# Project Construction Progress Map



# Construction Monthly Completion

## Monthly Overall Completion by Number of Structures



# Construction Activities Update (continued)

## Incidents

Month	Apr/21	May/21	June/21	Jul/21	Aug/21	Sep/21	Total
Near Misses	0	1	0	0	0	0	10
Medical Aid	0	0	2	0	3	2	22
Med Aid w/ Mod	0	0	1	3	0	0	12
First Aids	0	2	9	1	7	13	92
Theft/Security	0	0	0	0	0	0	2
LTI	0	0	0	0	0	0	2
Property Damage	0	3	6	2	1	3	54
Vehicle Damage	0	0	0	0	0	0	29
Other	0	0	2	1	0	3	12

## Project Monthly Person Hours

Month	Mar/21	Apr/21	May/21	Jun/21	Jul/21	Aug/21	Sep/21	Total
Total	230,380	17,800	93,347	246,302	161,092	169,144	173,934	3,240,261

# COVID-19 Update

## COVID protocols continue

- Three workers in the White River Camp and one worker in the Wawa camp were placed into quarantine after receiving non-negative COVID-19 tests
- None of these cases were from Indigenous communities in the area
- Although provincial restrictions are slowly lifting, the Project continues to remain under strict testing and access guidelines to ensure the safety of all workers and the public



NextBridge and Valard continue to work with all regional health departments to ensure the safety of workers and the general public.

# Reclamation Permits

- All major permits and approvals/authorizations needed to construct the Project have been received
- The Project team is focusing their efforts on obtaining reclamation permits
  - Reclamation Work Permits for WFs 1, 2, 3, 7, 8, and 9 have been received



Any Other Business?

## Next Steps

# Future Meetings

## Proposed Quarterly Meeting Dates

- January 20, 2022 – In-Person (TBC)

