











- Legend**
-  Study Area
 -  Gardiners Transformer Station
 -  Turbine Layout
 -  230 kV Submarine Cable
 -  230 kV Transmission Line - Underground
 -  Access Roads
 -  34.5 kV Collector Lines
 -  Crane Walk Path
 -  230 kV Substation / Operation & Maintenance Building
 -  Temporary Road

WOLFE ISLAND WIND PROJECT ENVIRONMENTAL REVIEW

FIGURE NO.
2.4

Project Layout