August 10, 2026

BY RESS

Mr. Ritchie Murray, Registrar
ONTARIO ENERGY BOARD
2300 Yonge Street, 26th Floor, P.O. Box 2319
TORONTO, ON M4P 1E4

Re: Board File No. EB-2026-0033

Enova Power Corp. - Licence No. ED-2022-0006
Application for Approval of 2027 Electricity Distribution Rates

---

Dear Mr. Murray:

On July 14, 2026, the Ontario Energy Board ("OEB" or the "Board") issued its *Filing Requirements for Electricity Distribution Rate Applications – for 2027 Rate Applications, Chapter 3 for Incentive Rate-Setting Applications*. Accordingly, Enova Power Corp. (the "Applicant" or "Enova") submits its 2027 Distribution Rate Application for rates effective January 1, 2027. All procedures and filing requirements as outlined in the Board's IRM Report and subsequent filing guidelines were followed in the preparation of this submission and in the development of the adjusted rates, utilizing the Board's models as required. In addition to the relief sought herein, Enova Power is also filing an Incremental Capital Module ("ICM") as part of this application.

Enova's submission, which has been electronically filed through the Board's web portal, includes the Cover Letter, Manager's Summary, completed copies of the 2027 IRM Rate Generator and the Commodity Analysis Workform, for both the Kitchener-Wilmot Rate Zone (KWRZ) and the Waterloo North Rate Zone (WNRZ) as well as the live Excel versions. Enova's current and proposed Tariff Sheets and the 2027 filing checklist are also included. The ACM/ICM rate models for Kitchener-Wilmot Rate Zone (KWRZ) and the Waterloo North Rate Zone (WNRZ) have been included in this submission.

As a result of adjustments made by the 2027 IRM Rate Generators and the proposed rate rider for the ICM, subject to adjustments to be made by Board staff as required, the

estimated bill impact for KWRZ Residential customers consuming 750 kWh per month would result in a decrease in the total bill of (0.10)% or ($0.12). A General Service<50 kW, 2000 kWh per month customer would experience a decrease of (0.27)% or ($0.90). The estimated bill impact for WNRZ Residential customers consuming 750 kWh per month would result in an increase in the total bill of 0.30% or $0.41. A General Service<50 kW, 2000 kWh per month customer would experience a decrease of (0.02)% or ($0.06).

Enova is requesting the adjusted rates be approved for implementation on January 1, 2027. Consumption will be pro-rated with pre-January 1st consumption at the existing rates and post-January 1st consumption at the new rates.

Contact the undersigned should you require any further information.

Respectfully submitted,

Original Signed By:

Greig Cameron, P.Eng., MSc, ICD.D
President & CEO

cc/attachments

IN THE MATTER OF the *Ontario Energy Board Act, 1998*, S.O. 1998, c.15, (Schedule B).

AND IN THE MATTER OF an Application by Enova Power Corp. to the Ontario Energy Board for an Order or Orders approving or fixing just and reasonable distribution rates and other service charges to be effective January 1, 2027.

Application

1. The Applicant is Enova Power Corp. ("Enova"). Enova is incorporated pursuant to the Ontario Business Corporations Act with its head office in the City of Kitchener, Ontario. Enova distributes electricity within the Cities of Kitchener and Waterloo and the Townships of Wilmot, Woolwich and Wellesley.
2. In a Decision and Order in Enova's Mergers, Acquisitions, Amalgamations and Divestitures ("MAADs") Application (EB-2022-0006) received June 28, 2022, the Ontario Energy Board ("OEB" or "Board") granted approval for Enova to merge the operations of Kitchener-Wilmot Hydro Inc. ("KWHI") and Waterloo North Hydro Inc. ("WNHI"). The amalgamation was effective September 1, 2022. Enova has been granted a 10-year deferred rebasing period. This is accomplished by maintaining two rate zones – the KWHI rate zone ("KWRZ") and the WNHI rate zone ("WNRZ") - until rates are rebased.
3. Enova hereby applies to the OEB for an order or orders made pursuant to Section 78 of the Ontario Energy Board Act, 1998, as amended (the "OEB Act"), approving just and reasonable rates for the distribution of electricity based on the Renewed Regulatory Framework for Electricity using the Price Cap Incentive Rate-setting method.
4. Specifically, Enova hereby applies for an order or orders granting distribution rates updated and adjusted in accordance with Chapter 3 of the *Filing Requirements for Electricity Distribution Rate Applications* updated July 14, 2026 ("Filing Requirements"), including the following:
    a. An adjustment to Enova's existing distribution rates in both rates zones calculated by the OEB's inflation factor less the productivity factor and stretch factor;
    b. An adjustment to the retail transmission service rates in both rate zones as provided in the OEB's *Guideline G-2008-0001: Electricity Distribution*

Retail Transmission Service Rates (RTSR), Revision 4.0 dated June 28, 2012;

c. Disposition of its Group 1 Deferral and Variance accounts for both rate zones;

d. An adjustment to the Low Voltage Service Rates in the WNRZ;

e. To adjust the interim RTSR Network and RTSR Connection rate for Large User rate class;

5. Enova Power Corp hereby applies to the Ontario Energy Board ("OEB") pursuant to section 78 of the Ontario Energy Board Act, 1998, as amended (the "OEB Act"), for orders approving Incremental Capital Module ("ICM") funding through distribution rate riders effective January 1, 2027 through to Enova's next re-basing, planned for 2033 rates.
6. This Application is supported by written evidence that may be amended from time to time, prior to the Board's final Decision on this Application.
7. In the event that, the Board is unable to provide a Decision and Order in this Application for implementation by the Applicant as of January 1, 2027, Enova requests that the Board issue an Interim Rate Order declaring the current Distribution Rates and Specific Service Charges as interim until the decided implementation date of the approved 2027 distribution rates.
8. In the event that, the effective date does not coincide with the Board's decided implementation date for 2027 distribution rates and charges, Enova requests permission to recover the incremental revenue from the effective date to the implementation date.
9. The Applicant requests that, pursuant to Section 34.01 of the Board's Rules of Practice and Procedure, this proceeding be conducted by way of written hearing.

DATED at Kitchener, Ontario, this 10th day of August 2026.

All of which is respectfully submitted,

Original Signed by:

Greig Cameron, P.Eng., MSc, ICD.D

President & CEO

Certification of Evidence

As the President and Chief Executive of Enova Power Corp., I certify that the evidence filed in Enova's 2027 IRM Rate Application is accurate and complete to the best of my knowledge. The filing is consistent with the requirements of Chapter 3 of the *Filing Requirements for Transmission and Distribution Rate Applications* revised on July 14, 2026.

Certification of Internal Controls

I also certify that Enova has processes and internal controls in place for the preparation, review, verification and oversight of the account balances being disposed, consistent with the certification requirements in Chapter 1 of the Filing Requirements.

Certification of Personal Information

As the President and Chief Executive Officer of Enova Power Corp., I certify that the evidence filed in Enova's 2027 IRM Rate Application does not include any personal information. The filing is consistent with the requirements of Chapter 1 of the *Filing Requirements for Transmission and Distribution Rate Applications* revised on December 16, 2025.

Artificial Intelligence Disclosure

No artificial intelligence was used to generate content in this application.

Original Signed by:

Greig Cameron, P.Eng., MSc, ICD.D
President & CEO

Table of Contents

Introduction.....5
Summary of Application.....6
Revenue-to-Cost Ratio Adjustments.....8
Retail Transmission Service Rates.....9
Deferral and Variance Accounts.....10
Low Voltage Service Rates.....14
Other.....16
Application of Tax Change.....16
Z Factor Claims.....16
Off-ramps.....17
Elements specific to the Price Cap IR Plan.....17
Proposed Rates and Charges.....19
Executive Summary Table.....20

Appendices

A - Current Tariff of Rates and Charges KWRZ EB-2025-0045
B – Current Tariff of Rates and Charges WNRZ EB-2025-0045
C – 2027 IRM Rate Generator Model KWRZ EB-2026-0033
D – 2027 IRM Rate Generator Model WHRZ EB-2026-0033
E – Commodity Accounts Analysis Workform - KWRZ
F – Commodity Accounts Analysis Workform - WNRZ
G – Proposed Tariff of Rates and Charges KWRZ EB-2026-0033
H – Proposed Tariff of Rates and Charges WNRZ EB-2026-0033
I - 2027 ICM Rate Application
J – 2027 ACM/ICM Model KWRZ
K – 2027 ACM/ICM Model WNRZR
L – 2027 IRM Checklist

Introduction

Enova Power Corp. ("Enova") (License No. ED-2022-0006) distributes electricity to approximately 165,000 customers within the Cities of Kitchener and Waterloo (primarily urban) and the Townships of Wilmot, Wellesley and Woolwich (primarily rural).

The primary contact for the Application is:

Greig Cameron, P.Eng., MSc, ICD.D
President & CEO
519-749-6182

greig.cameron@enovapower.com

Legal Counsel

John Vellone
Partner – BLG
(416) 367-6730

jvellone@blg.ca

All ratepayers within Enova's service territory will be affected by this Application. This Application can be viewed on Enova's website at enovapower.com.

Enova has used the 2027 IRM Rate Generator (version 2.0) for this Application. Each rate zone has its own IRM Rate Generator. Enova reviewed the pre-populated Rate Generator models, attached as Appendices C and D for accuracy.

The Rate Generators and Commodity Accounts Analysis Workforms for each rate zone have been submitted in live Excel versions.

Enova is requesting clearance of its Group 1 Deferral and Variance account balances. As per filing instruction section 3.2.5, Enova will also be applying for a change to its Low Voltage Service rates in its WNRZ service territory.

Summary of Application

Annual Adjustment Mechanism

Enova has used the 2027 rate-setting parameters (3.0% Price Escalator, Stretch Factor 0.30% and Productivity Factor of 0.0%) as set out in the June 11, 2026, letter issued by the OEB. Proposed distribution rates are as per Table 1 below:

Table 1

		2026 Rates EB-2025-0045		2027 Rates EB-2026-0033	
	Billing Determinant	Monthly Service Charge	Volumetric Charge	Monthly Service Charge	Volumetric Charge
KWRZ		**EB-2025-0045**		**EB-2026-0033**	
Residential	kWh	27.34	-	28.08	-
General Service Less Than 50 kW	kWh	33.46	0.0160	34.36	0.0164
General Service 50 To 4,999 kW	kW	222.94	5.7394	228.96	5.8944
Large User	kW	20,736.13	1.9045	21,296.01	1.9559
Unmetered Scattered Load	kWh	8.98	0.0174	9.22	0.0179
Street Lighting	kW	0.84	5.6469	0.86	5.7994
Embedded Distributor	kW	-	2.9418	-	3.0212
WNRZ		**EB-2025-0045**		**EB-2026-0033**	
Residential	kWh	38.91	-	39.96	-
General Service Less Than 50 kW	kWh	33.71	0.0228	33.71	0.0237
General Service 50 To 4,999 kW	kW	125.96	6.5814	125.96	6.7745
Large User	kW	7,359.96	5.2390	7,359.96	5.3950
Unmetered Scattered Load	kWh	11.20	0.0216	11.20	0.0228
Street Lighting	kW	0.42	12.0094	0.43	12.3337
Embedded Distributor	kW	-	0.0255	-	0.0262

The annual adjustment mechanism will not be applied to the following rate components:

- Rate Riders
- Rate Adders
- Low Voltage Service Charges
- Retail Transmission Service Rates
- Wholesale Market Service Rate
- Rural and Remote Rate Protection Benefit and Charge
- Standard Supply Service – Administrative Charge
- Capacity Based Recovery
- MicroFIT Service Charge

- Specific Service Charges
- Transformation and Primary Metering Allowances
- Smart Metering Entity Charge

Enova is not seeking relief for any of the excluded items listed in Section 3.2.1.1 of the *Filing Requirements for Electricity Distribution Rate Applications* dated July 14, 2026.

Proposed Tariff of Rates and Charges

Included in both Rate Generator files is a detailed listing of Enova's 2027 proposed rates and charges. The listing has been included in this Application as Appendix G – Proposed Tariffs - KWRZ and Appendix H – Proposed Tariffs - WNRZ. Enova has included a .pdf copy of its current tariff sheets (2026 rates) as Appendix A – Current Tariffs – KWRZ and Appendix B – Current Tariffs - WNRZ, as required by the Board Filing Guidelines.

Summary Bill Impacts

Enova has used the 2027 IRM Rate Generators to calculate the bill impacts by rate class, holding the commodity rates and regulatory charges constant. Table 2 presents the total bill impact including proposed ICM rate rider and after OER and sales taxes for by rate classes:

Table 2

After Tax and OER					
Rate Class	Consumption/ Demand	Billing Determinant	Increase/(Decrease) ($)		Increase/(Decrease) (%)
KWRZ					
Residential TOU	750	kWh	$	(0.12)	-0.10%
General Service < 50 kW	2000	kWh	$	(0.90)	-0.27%
General Service > 50 kW	60	kW	$	(267.80)	-6.50%
Large User*	5250	kW	$	910.29	0.20%
Streetlighting	37	kW	$	(44.16)	-4.86%
Unmetered Scattered Load	2000	kWh	$	(1.46)	-0.47%
Embedded Distributor	3600	kW	$	363.27	0.14%
WNRZ					
Residential TOU	750	kWh	$	0.41	0.30%
General Service < 50 kW	2000	kWh	$	(0.06)	-0.02%
General Service > 50 kW	250	kW	$	(1,320.07)	-6.96%
Large User	14500	kW	$	(9,397.50)	-0.68%
Streetlighting	165	kW	$	(753.32)	-6.19%
Unmetered Scattered Load	150	kWh	$	0.12	0.30%
Embedded Distributor	3600	kW	$	(36,457.19)	-9.16%

* The proposed Large User RTSR Network or RTSR Connection rate have been included in the Bill Impact analysis.

Enova proposes that no rate mitigation is necessary.

Revenue-to-Cost Ratio Adjustments

The Revenue-to-Cost ratios applied for in KWHI's last filed Cost of Service Application (EB-2019-0049) are within the Board specified target ranges.

Per WNH's 2021 Cost of Service Rate Application, EB-2020-0059 Settlement Proposal page 31 of 43, "*WNH agrees to adjust its rate design proposal for all classes, except the residential class, such that the 2020 fixed rate will be maintained in 2021 if it is otherwise above the Minimum System plus PLCC level…WNH further agrees to not adjust any fixed charge that is above the Minimum System plus PLCC level for all classes except the residential class during the subsequent IRM period, and shall for those classes instead propose to the OEB to collect all IRM rate increases through the variable portion of the charges applicable to each affected class. For clarity, WNH is still eligible to obtain on hundred percent (100%) of the value of all IRM rate increases through the variable portion of the charges applicable to each affected class.*"

Enova has detailed in Table 3 how it estimated the rate increase from 2026 rates to 2027 rates. The customer/connections and kWh and kW are based on 2025 actual values.

Table 3

	2026 Fixed	2026 Variable	2021 Min. System with PLCC Adj.	2025 Actual Customers / Connections	kWh	kW	IRM Increase	2027 Fixed Revenue Increase	2027 Variable Rate Increase for Fixed Portion	2027 - Fixed	2027-Variable
	A	B	C	D	E	F	G	H=A*D*12*G	I=H/E or F		
Residential	$38.91		22.47	53,298	462,371,774	-	2.7%	n/a[1]		$39.96	$0.0000
GS<	$33.71	$0.0228	25.82	6,201	220,045,414	-	2.7%	$67,727.57	$0.0003	$33.71	$0.0237
GS>	$125.96	$6.5814	77.28	671	672,942,246	1,776,669	2.7%	$27,384.21	$0.0150	$125.96	$6.7745
Large User	$7,359.96	$5.2390	402.08	1	93,284,666	163,944	2.7%	$2,384.63	$0.0142	$7,359.96	$5.3950
USL	$11.20	$0.0216	11.18	574	3,551,222	-	2.7%	$2,082.93	$0.0006	$11.20	$0.0228
Street Lighting	$0.42	$12.0094	6.57	15,534	3,575,638	9,977	2.7%	n/a[1]		$0.43	$12.3337
Embedded Distributor	$0.00	$0.0255	113.79	1	52,095,723	105,712	2.7%	n/a[1]		$0.00	$0.0262
Total				**76,280**	**1,507,866,684**	**2,056,302**					

Enova has included the adjustments in the WNRZ rate generator on Tab 17.Rev2Cost_GDPIPI.

Retail Transmission Service Rates

The Board's Revision 4.0 to *Guideline G-2008-0001 – Electricity Distribution Retail Transmission Service Rates* ("RTSRs") was issued June 28, 2012. Based on the most recent Decision and Rate Order of the Board (EB-2025-0232), new Uniform Transmission Rates ("UTRs") were implemented January 1, 2026, and are as follows:

- Network Service Rate of $6.39 per kW; and
- Line Connection Service Rate of $1.03 per kW; and
- Transformation Connection Service Rate of $3.47 per kW

The Applicant passes on these UTR charges through two (2) RTSRs. These retail transmission rates are as follows:

- Retail Transmission Rate – Network Service Rate
- Retail Transmission Rate – Line and Transformation Connection Service Rate

Enova has populated the 2027 IRM Rate Generator models with the requested historical data.
In Sheets 11 and 12 of the 2027 IRM Rate Generator model for Enova (WNRZ), information for two additional Host Distributors has been included. The first Host Distributor listed is Enova (KWRZ) and the second Host Distributor is GrandBridge Energy.

The proposed RTSRs were determined in the 2027 IRM Rate Generators and are listed in Table 4 below:

Table 4

		Current RTSR Network	Proposed RTSR Network	Current RTSR Connection	Proposed RTSR Connection	% Change RTSR Network	% Change RTSR Connection
KWRZ							
Residential	kWh	0.0114	0.0114	0.0017	0.0017	0.0%	0.0%
General Service Less Than 50 kW	kWh	0.0099	0.0099	0.0016	0.0016	0.0%	0.0%
General Service 50 To 4,999 kW	kW	5.2398	5.2198	0.9146	0.9293	-0.4%	1.6%
General Service 50 To 4,999 kW Service Classification - EV Charging	kW	0.8908	0.8874	0.1555	0.1580	-0.4%	1.6%
Large User *	kW	4.8830	4.8644	0.8728	0.8868	-0.4%	1.6%
Unmetered Scattered Load	kWh	0.0099	0.0099	0.0016	0.0016	0.0%	0.0%
Street Lighting	kW	3.1863	3.1742	0.5567	0.5656	-0.4%	1.6%
Embedded Distributor	kW	4.9405	4.9217	0.8627	0.8765	-0.4%	1.6%
WNRZ							
Residential	kWh	0.0117	0.0116	0.0029	0.0029	-1.1%	-1.4%
General Service Less Than 50 kW	kWh	0.0109	0.0108	0.0027	0.0027	-1.1%	-1.4%
General Service > 50 Interval Metered (less than 1000 kW)	kW	4.7623	4.7096	1.2958	1.2776	-1.1%	-1.4%
General Service > 50 Interval Metered (less than 1000 kW) - EV Charging	kW	0.8096	0.8006	0.2203	0.2172	-1.1%	-1.4%
General Service > 50 Interval Metered (1000 To 4,999 kW)	kW	4.7559	4.7032	1.2948	1.2767	-1.1%	-1.4%
General Service > 50 Interval Metered (1000 To 4,999 kW) - EV Charging	kW	0.8085	0.7996	0.2201	0.2170	-1.1%	-1.4%
Large User	kW	5.2728	5.2144	1.3006	1.2824	-1.1%	-1.4%
Unmetered Scattered Load	kWh	0.0109	0.0108	0.0027	0.0027	-1.1%	-1.4%
Street Lighting	kW	3.3816	3.3442	0.8019	0.7907	-1.1%	-1.4%

All GS>50 customers in the WNRZ are interval metered as of August 2020; therefore, there are no proposed RTSR Network or RTSR Connection rates associated with rate class General Service 50 to 999 kW, non-interval.

* Enova is seeking approval to adjust the RTSR Network or RTSR Connection rate for the Large User rate class within the KWRZ. In 2023, the sole Large User in this rate zone transitioned to the GS>50 class, resulting in no consumption or demand being allocated to the Large User class in 2024-2025. Consequently, no RTSR Network or RTSR Connection rates were included in the 2027 tariff.

To prepare for the potential return of a Large User customer, Enova proposes adding a placeholder rate to the tariff. This rate would be based on the 2025 values, plus the proposed percentage increase or decrease in RTSR Network or RTSR Connection rates for the General Service 50 to 999 kW class. Please refer to Table 4 A below details. Enova believes it is prudent to maintain a rate on the tariff sheet in the event of a large use customer return.

If this proposal is approved, Enova requests that the IRM Model be updated accordingly to ensure the rate is reflected in both the Tariff and Bill Impact worksheets.

Table 4 A

Proposed Large User Network and Connection Charge			
	2026 Tariff Amount	GS>50 % Increase/Decrease	2027 Tariff Amount
Retail Transmission Rate - Network Service Rate	4.8830	-0.38%	4.8644
Retail Transmission Rate - Line and Transformation Connection Service Rate	.8728	1.60%	.8868
GS>50 Rate Class RTSR			
	2026	2027	% Change
Network Service Rate	5.2398	5.2198	-0.38%
Line and Transformation Connection Service Rate	.9146	0.9293	1.60%

Enova notes that if any changes to the models are required as a result of issuing UTR adjustments, Board Staff will incorporate the changes, and Enova will have an opportunity to comment on the accuracy.

Deferral and Variance Accounts

The threshold test has been met. Enova is requesting disposition of its Group 1 Deferral and Variance account balances in both rate zones. Enova is proposing to dispose of the balances by

means of a rate rider of one year. The total claim in the KWRZ is ($4,713,746) and is displayed in Table 5 below:

Table 5

		Account Number	Principal	Interest	Claim
KWRZ					
	Smart Metering Entity Charge Variance Account	1551	(47,266)	(1,850)	(49,117)
	RSVA - Wholesale Market Service Charge	1580	(2,930,620)	(69,251)	(2,999,871)
	Variance WMS – Sub-account CBR Class B	1580	778,759	25,720	804,479
	RSVA - Retail Transmission Network Charge *	1584	567,153	26,242	593,395
	RSVA - Retail Transmission Connection Charge	1586	(41,491)	(1,079)	(42,570)
	RSVA - Power	1588	(304,993)	(24,565)	(329,558)
	RSVA - Global Adjustment	1589	(2,803,503)	(121,219)	(2,924,722)
	Recovery/Refund of Regulatory Balances (2023)	1595	201,080	33,137	234,217
			(4,580,880)	(132,866)	(4,713,746)

The total claim in the WNRZ is ($4,297,481) and is displayed in Table 6 below:

Table 6

		Account Number	Principal	Interest	Claim
WNRZ					
	Low Voltage Services	1550	(50,271)	(3,107)	(53,379)
	Smart Metering Entity Charge Variance Account	1551	(24,290)	(819)	(25,109)
	RSVA - Wholesale Market Service Charge	1580	(2,377,751)	(56,990)	(2,434,742)
	Variance WMS – Sub-account CBR Class B	1580	588,498	19,363	607,861
	RSVA - Retail Transmission Network Charge *	1584	313,231	7,760	320,990
	RSVA - Retail Transmission Connection Charge	1586	(48,475)	(3,006)	(51,481)
	RSVA - Power	1588	169,394	(93,489)	75,904
	RSVA - Global Adjustment	1589	(2,571,891)	(124,662)	(2,696,553)
	Recovery/Refund of Regulatory Balances (2023)	1595	50,615	(91,588)	(40,973)
			(3,950,942)	(346,539)	(4,297,481)

Continuity Schedule

Enova has populated the worksheet *3, Continuity Schedule* of the 2027 IRM Rate Generators with its data. Enova can confirm the accuracy of the prepopulated data on worksheet *4. Billing Det. For Def-Var*.

No adjustments have been made to balances previously approved by the OEB for disposition.

Projected carrying charges for 2026 have been calculated using the prescribed interest rates as released by the Board using December 31, 2025 audited balances.

The ending balances of Group 1 accounts agree with the amounts reported to the Board through Enova's RRR 2.1.7 with the following exceptions:

- In the KWRZ Rate Generator, Account 1588 – RSVA - Power, Column BF shows the adjustment as per the May 23rd, 2017, letter *Guidance on Disposition of Accounts 1588 and 1589.* Column BF includes the reversal of prior year principal adjustments of $2,287,432 and current year principal adjustments of ($2,028,894).

- In the KWRZ Rate Generator, Account 1589 – RSVA Global Adjustment (GA) Column BF shows the adjustment as per the May 23rd, 2017, letter *Guidance on Disposition of Accounts 1588 and 1589.* Column BF includes the reversal prior year principal adjustments of $133,941 and current year adjustments of ($25,591).

- In the WNRZ Rate Generator, Account 1588 – RSVA - Power, Column BF shows the adjustment as per the May 23rd, 2017, letter *Guidance on Disposition of Accounts 1588 and 1589.* Column BF includes the reversal of prior year principal adjustments of $350,495 and current year adjustments of ($1,764,112).

- In the WNRZ Rate Generator, Account 1589 – RSVA Global Adjustment (GA) Column BF shows the adjustment as per the May 23rd, 2017, letter *Guidance on Disposition of Accounts 1588 and 1589.* Column BF includes the reversal of prior year principal adjustments of $357,466 and current year adjustments of ($31,517).

Rate riders proposed for this Application are presented in Table 7 below:

Table 7

	Deferral/Variance Account		Deferral/Variance Account for non-WMP		GA Rate Rider		CBR Class B Rate Rider	
IRZ								
Residential	(0.0014)	kWh			(0.0059)	kWh	0.0005	kWh
General Service Less Than 50 kW	(0.0014)	kWh			(0.0059)	kWh	0.0005	kWh
General Service 50 To 4,999 kW	0.1572	kW	(0.6807)	kW	(0.0059)	kWh	0.1869	kW
Large Use	0.0000	kW						
Unmetered Scattered Load	(0.0014)	kWh					0.0005	kWh
Street Lighting	(0.4879)	kW			(0.0059)	kWh	0.1782	kW
Embedded Distributor	0.1765	kW			0.0000		0.0000	
IRZ								
Residential	(0.0015)	kWh			(0.0061)	kWh	0.0005	kWh
General Service Less Than 50 kW	(0.0015)	kWh			(0.0061)	kWh	0.0005	kWh
General Service 50 To 4,999 kW	0.0436	kW	(0.5951)	kW	(0.0061)	kWh	0.1911	kW
Large Use	(0.8286)	kW						kW
Unmetered Scattered Load	(0.0015)	kWh					0.0005	kWh
Street Lighting	(0.5225)	kW			(0.0061)	kWh	0.1843	kW
Embedded Distributor	(0.7154)	kW			(0.0061)	kWh	0.2534	kW

Account 1595

Residual balances in Account 1595 for both rate zones for 2023 have not previously been brought forward for disposition. The rate rider for the recovery of 2023 balances expired December 31, 2023.

Wholesale Market Participants

Enova has nine (9) Wholesale Market Participants. No Wholesale Market Participant has been allocated balances from 1580, 1588 or 1589.

Global Adjustment

The rate rider calculated for non-RPP customers for the disposition of the GA balance is in kWh. The rate rider applies only to Class B non-RPP customers.

Enova - KWRZ had one (1) customer transition from Class A to Class B in the period when the GA balance accumulated and two (2) customers transition from Class B to Class A in the same period.

Enova - WNRZ had two (2) customers transition from Class A to Class B in the period when the GA balance accumulated three (3) customers transitions from Class B to Class A in the period when the GA balance accumulated.

Enova has filled out the transition worksheets for these customers and has allocated a GA variance amount to each.

Commodity Accounts Analysis Workform

Enova has completed version 1.0 of the Commodity Accounts Analysis Workform for each rate zone for the year 2025. The analysis shows that the balances in Account 1589 for both rate zones are reasonable with less than a one percent variance for 2025. Balances to December 31, 2024 have been disposed as final in Enova's 2026 IRM Applications EB-2025-0045.

Enova performed the reasonability test for account 1588 that is included as part of the Commodity Accounts Analysis Workform. The balance in Account 1588 for both rate zones is reasonable.

Enova has fully implemented the OEB's February 21, 2019, Accounting Guidance for Account 1588 and 1589 effective January 1, 2019.

Capacity Based Recovery (CBR)

Enova KWRZ and Enova WNRZ last disposed of their balances in the CBR Class B sub account in 2024. For both rate zones, Enova is proposing to dispose of the balance in its Account 1580 sub account CBR as per OEB's Accounting Guidance. There is no balance in Account 1580 Sub account CBR Class A.

Enova served Class A customers in the time that CBR Class B balances accumulated. Enova has filled in the 2027 Rate Generators for customers who transitioned between Class A and Class B in the year 2025. A portion of the CBR balance has been allocated to these customers. A rate rider has been calculated for the remaining rate classes.

Low Voltage Service Rates

Customers in the WNRZ are charged Low Voltage Rates. The IRM rate generator for WNRZ includes actual volumes and rates for 2025 for each host distributor. Allocation of the Low Voltage charges to the rate classes is as per the rate generator and allocated based on the proportion of transmission connection rate revenues. Table 8 below presents the 2026 LV rates and the proposed rates for 2027.

Table 8

			Current 2025 Low Voltage Service Rates	Proposed 2026 Low Voltage Service Rates
WNRZ				
	Residential	kWh	0.0004	0.0004
	General Service Less Than 50 kW	kWh	0.0004	0.0004
	General Service 50 To 4,999 kW	kW	0.1851	0.1728
	Large User	kW	0.1858	0.1735
	Unmetered Scattered Load	kWh	0.0004	0.0004
	Street Lighting	kW	0.1146	0.1070

The most recent Low Voltage costs are included in the IRM rate generator for WNRZ. A five-year history of Low Voltage rates is presented in Table 9 below:

Table 9

kw	2021	2022	2023	2024	2025
GrandBridge / Energy+	137,288	136,878	138,443	139,389	133,914
Hydro One	63,040	67,086	57,139	60,467	58,029
Enova (Legacy KW Hydro)	49,749	50,190	49,444	51,864	51,754
	250,077	254,153	245,026	251,720	243,697

Year over year variances are presented in Table 10 below:

Table 10

	2021	2022	2022-2021 Variance	2023	2023-2022 Variance	2024	2024-2023 Variance	2025	2025-2024 Variance
GrandBridge / Energy+	283,355	335,184	51,829	366,676	31,491	318,658	(48,018)	334,292	15,634
Hydro One	189,094	154,027	(35,067)	122,842	(31,185)	143,546	20,703	111,951	(31,595)
Enova (Legacy KWHI)	125,731	206,301	80,570	164,989	(41,312)	168,832	3,843	158,822	(10,011)
	598,180	695,513	97,333	654,507	(41,006)	631,036	(23,471)	605,064	(25,971)

The significant variances can be explained as follows: In 2022, Enova (KWHRZ) had a large rate rider for recovery of its RTSR charges, resulting in the increase. In 2023, GrandBridge had an 8% increase in variable rate; Hydro One had a 17% reduction in kW consumption; and Enova (KWHRZ) had a 23% reduction in variable rates compared to 2022. In 2024, GrandBridge had a 14% decrease in variable rate and a 1% increase in kW resulting in 13% less total costs. Hydro One had a 6%

increase in kW and a 15% increase in variable rate resulting in 17% more costs. Enova (KWHRZ) had a 2% reduction in variable rates and a 5% increase in kW resulting in a 2% increase in cost. In 2025, GrandBridge had a 9% increase in variable rate and a 4% decrease in kW resulting in 5% increase in total costs. Hydro One had a 4% decrease in kW and a 40% decrease in variable rate resulting in 22% less costs. Enova (KWHRZ) had a 6% reduction in variable rates while kW remained approximately the same resulting in a 6% decrease in cost.

Other

Application of Tax Change

As part of the KWRZ 2020 Cost of Service Rate Application (EB-2019-0049), Enova's PILs workform showed no taxes payable. There has been no change to tax rates and there is no calculated Sharing of Tax Change amount.

In WNRZ's 2021 Cost of Service Rate Application (EB-2020-0059), Account 1592 balances related to Bill C-97 Accelerated Incentive Program (AIIP) for 2019 and 2020 were approved on a final basis. Enova WNRZ included the current AIIP factor of 1.5X in the approved PILs model for 2021 and therefore no balances are anticipated to arise in Account 1592 until the wind-down of the AIIP begins.

The OEB's letter on May 6, 2026, regarding Bill C-15 confirms that the Reaccelerated Investment Incentive (RII) and related accelerated CCA changes will continue to be treated in accordance with the OEB's July 25, 2019 2019 letter on Bill C-97.

The tax benefits arising from accelerated CCA that are not reflected in existing rates are to be tracked in Account 1592 – PILs and Tax Variances, CCA Changes. These amounts will be subject to review and disposition by the OEB through the utility's future rebasing process.

Enova will calculate the revenue requirement impact of the RII and future CCA rule change and record the amounts in Account 1592- PILS and Tax Variance.

Z Factor Claims

Enova is not making a Z – factor claim with this Rate Application.

Off-ramps

Enova's distribution earnings are within the dead band of +/- 300 basis points versus its OEB approved return on equity. For this reason, Enova is applying for an increase in its base rates.

Elements specific to the Price Cap IR Plan

In addition to the relief sought herein, Enova Power Corp has capital investment needs that are not funded through existing distribution rates and hereby applies to the Ontario Energy Board pursuant to section 78 of the Ontario Energy Board Act, 1998, as amended (the "OEB Act"), for orders approving Incremental Capital Module ("ICM") funding through distribution rate riders effective January 1, 2027 through to Enova's next re-basing, planned for 2033 rates.

Enova Power is requesting ICM Approval to fund the investment in a new Heating, Ventilation and Air conditioning ("HVAC") system, comprehensive interior renovations, and improved accessibility to the customer service centre at its Victoria Street property (jointly called "Facility Renovation"), with an in-service date in Q2 2027. Enova Power is seeking approval for incremental capital funding for the Facility Renovation at a projected cost of $12.98M, with an annual incremental capital revenue requirement of $1.27M. Presented below are the bill impacts by rate class of the proposed ICM rate application.

Table 11 - KWRZ

ICM Rate Rider Bill Impacts	Distribution Bill	Total Bill	ICM Rider Revenue	Distribution Impact	Total Impact
RESIDENTIAL	$28.48	$126.86	0.40	1.40%	0.32%
GENERAL SERVICE LESS THAN 50 kW	$68.60	$327.28	0.90	1.31%	0.27%
GENERAL SERVICE 50 TO 4,999 KW	$591.02	$3,852.76	8.40	1.42%	0.22%
LARGE USE	$31,564.49	$457,200.56	0.00	0.00%	0.00%
UNMETERED SCATTERED LOAD	$45.75	$306.93	0.73	1.60%	0.24%
STREET LIGHTING	$304.67	$864.76	4.09	1.34%	0.47%
EMBEDDED DISTRIBUTOR	$10,876.32	$255,886.32	0.00	0.00%	0.00%

Table 12 - WNRZ

ICM Rate Rider Bill Impacts	Distribution Bill	Total Bill	ICM Rider Revenue	Distribution Impact	Total Impact
RESIDENTIAL	$40.35	$138.69	0.39	0.97%	0.28%
GENERAL SERVICE LESS THAN 50 kW	$81.85	$343.94	0.74	0.90%	0.22%
GENERAL SERVICE 50 TO 4,999 KW	$1,837.24	$17,649.06	17.65	0.96%	0.10%
LARGE USE	$86,417.69	$1,363,257.53	830.23	0.96%	0.06%
UNMETERED SCATTERED LOAD	$14.76	$41.16	0.14	0.95%	0.34%
STREET LIGHTING	$2,055.24	$11,411.14	19.75	0.96%	0.17%
EMBEDDED DISTRIBUTOR	$159.00	$361,429.86	1.8	1.13%	0.00%

Please refer to Appendix I for the ICM rate applications and Appendix J and K for the ACM/ICM Models.

As the Board is aware, Enova Power is required to file a Distribution System Plan ("**DSP**") together with its ICM. As a result of the fact that this is Enova Power's first DSP following the merger of Kitchener-Wilmot Hydro Inc. and Waterloo North Hydro Inc., completion of the DSP has taken longer than anticipated. As a result, it is not in a position to file the DSP along with the rest of this application. It intends to file the materials related to the DSP by the end of September 2026. Enova Power acknowledges that if the proceeding were not bifurcated, the filing date of the ICM materials could impact the Board's ability to set rates effective January 1, 2027.

Accordingly, Enova Power requests that the Board:

- accept both the IRM and ICM related requests for relief as part of one proceeding; and
- bifurcate the proceeding pursuant to Rule 4.01 of the Ontario Energy Board's Rules of Practice and Procedure[1] such that the IRM related issues are heard as part of Phase 1 of this proceeding, and the ICM related issues are held in abeyance and heard as Phase 2 of this proceeding.

As a result, the IRM related requests could be adjudicated in time for an effective date of January 1, 2027, and the ICM related requests could follow.

The Board has often bifurcated proceedings, including where the effective date of an IRM application might be impacted by other requested relief. In this regard:

- In EB-2022-0024, the Board bifurcated Elexicon Energy Inc.'s IRM application into two phases. Phase 1 dealt with the "relatively mechanistic" IRM portion of the application, and Phase 2 dealt with complex ICM portion of the application.[2]
- In EB-2021-0015, the Board suggested that it may have to bifurcate Elexicon Energy Inc.'s IRM application if it determined that it could not render a decision prior to January 1, 2022, the start of Elexicon's rate making year.[3]
- In EB-2024-0015, the Board bifurcated E.L.K.'s IRM application in order to separate a discrete issue with two accounts from the main proceeding.[4]

---

[1] Revised November 13, 2025.
[2] EB-2022-0024, Procedural Order No. 2, November 1, 2022.
[3] EB-2021-0015, Procedural Order No. 2, October 19, 2021, Revised November 17, 2021.
[4] EB-2024-0015, Procedural Order No. 5, June 26, 2025.

Accordingly, Enova Power submits that it is appropriate for the Board to bifurcate this proceeding into two phases as set out above.

Proposed Rates and Charges

Enova has used the rate generators to list the proposed Rates and Charges. These are included in the Application as Appendix G and Appendix H.

Executive Summary Table

Description / Item	Summary of Request (KWRZ)	Summary of Request (WNRZ)
Annual Adjustment Mechanism	YES	YES
Revenue-to-Cost Ratio Adjustment	NO	YES
Shared Tax Adjustments	NO	NO
Retail Transmission Service Rates	YES	YES
Low Voltage Service Rates	NO	YES
Group 1 Deferral and Variance Accounts Disposition/Recovery	YES	YES
Lost Revenue Adjustment Mechanism Rate Rider	NO	NO
Stream 2 local eDSM Program funding request	NO	NO
Group 2 Deferral and Variance Accounts Disposition/Recovery	NO	NO
Residential Rate Design (i.e., transitioning to fully fixed rates)	NO	NO
Z-Factor claims	NO	NO
Incremental Capital Module / Advanced Capital Module	YES	YES
Rate Year Alignment	NO	NO
Requests for new utility-specific DVAs	NO	NO
Renewable Generation and/or Smart Grid Funding Adder	NO	NO
Correction to Previously Disposed DVA Balances	NO	NO
Non-mechanistic changes (e.g., creation or addition of a new rate class)	NO	NO
Rate design where bill mitigation plans need consideration	NO	NO
Other Items / Requests of Note		

Enova Power Corp.
Kitchener-Wilmot Hydro Rate Zone
TARIFF OF RATES AND CHARGES
Effective and Implementation Date January 1, 2026
This schedule supersedes and replaces all previously approved schedules of Rates, Charges and Loss Factors

EB-2025-0045

RESIDENTIAL SERVICE CLASSIFICATION

This classification applies to an account taking electricity at 750 volts or less where the electricity is used exclusively in a separate metered living accommodation. Customers shall be residing in single-dwelling units that consist of a detached house or one unit of a semi-detached, duplex, triplex or quadruplex house, with a residential zoning. Separately metered dwellings within a town house complex or apartment building also qualify as residential customers. All customers are single-phase. Class B consumers are defined in accordance with O. Reg. 429/04. Further servicing details are available in the distributor's Conditions of Service.

APPLICATION

The application of these rates and charges shall be in accordance with the Licence of the Distributor and any Code or Order of the Ontario Energy Board, and amendments thereto as approved by the Ontario Energy Board, which may be applicable to the administration of this schedule.

No rates and charges for the distribution of electricity and charges to meet the costs of any work or service done or furnished for the purpose of the distribution of electricity shall be made except as permitted by this schedule, unless required by the Distributor's Licence or a Code or Order of the Ontario Energy Board, and amendments thereto as approved by the Ontario Energy Board, or as specified herein.

Unless specifically noted, this schedule does not contain any charges for the electricity commodity, be it under the Regulated Price Plan, a contract with a retailer or the wholesale market price, as applicable. In addition, the charges in the MONTHLY RATES AND CHARGES - Regulatory Component of this schedule do not apply to a customer that is an embedded wholesale market participant.

It should be noted that this schedule does not list any charges, assessments, or credits that are required by law to be invoiced by a distributor and that are not subject to Ontario Energy Board approval, such as the Global Adjustment and the HST.

MONTHLY RATES AND CHARGES - Delivery Component

Service Charge	$	27.34
Smart Metering Entity Charge - effective until December 31, 2027	$	0.42
Rate Rider for Disposition of Global Adjustment Account (2026) - effective until December 31, 2026 Applicable only for Non-RPP Customers	$/kWh	0.0051
Rate Rider for Disposition of Deferral/Variance Accounts (2026) - effective until December 31, 2026	$/kWh	0.0003
Rate Rider for Disposition of Capacity Based Recovery Account (2026) - effective until December 31, 2026 Applicable only for Class B Customers	$/kWh	0.0005
Retail Transmission Rate - Network Service Rate	$/kWh	0.0114
Retail Transmission Rate - Line and Transformation Connection Service Rate	$/kWh	0.0017

MONTHLY RATES AND CHARGES - Regulatory Component

Wholesale Market Service Rate (WMS) - not including CBR	$/kWh	0.0041
Capacity Based Recovery (CBR) - Applicable for Class B Customers	$/kWh	0.0006
Rural or Remote Electricity Rate Protection Charge (RRRP)	$/kWh	0.0006
Standard Supply Service - Administrative Charge (if applicable)	$	0.25

Enova Power Corp.
Kitchener-Wilmot Hydro Rate Zone
TARIFF OF RATES AND CHARGES
Effective and Implementation Date January 1, 2026
This schedule supersedes and replaces all previously approved schedules of Rates, Charges and Loss Factors

GENERAL SERVICE LESS THAN 50 KW SERVICE CLASSIFICATION

This classification applies to a non residential account taking electricity at 750 volts or less whose average monthly maximum demand is less than, or is forecast to be less than, 50 kW. Class B consumers are defined in accordance with O. Reg. 429/04. Further servicing details are available in the distributor's Conditions of Service.

APPLICATION

The application of these rates and charges shall be in accordance with the Licence of the Distributor and any Code or Order of the Ontario Energy Board, and amendments thereto as approved by the Ontario Energy Board, which may be applicable to the administration of this schedule.

No rates and charges for the distribution of electricity and charges to meet the costs of any work or service done or furnished for the purpose of the distribution of electricity shall be made except as permitted by this schedule, unless required by the Distributor's Licence or a Code or Order of the Ontario Energy Board, and amendments thereto as approved by the Ontario Energy Board, or as specified herein.

Unless specifically noted, this schedule does not contain any charges for the electricity commodity, be it under the Regulated Price Plan, a contract with a retailer or the wholesale market price, as applicable. In addition, the charges in the MONTHLY RATES AND CHARGES - Regulatory Component of this schedule do not apply to a customer that is an embedded wholesale market participant.

It should be noted that this schedule does not list any charges, assessments, or credits that are required by law to be invoiced by a distributor and that are not subject to Ontario Energy Board approval, such as the Global Adjustment and the HST.

MONTHLY RATES AND CHARGES - Delivery Component

Service Charge	$	33.46
Smart Metering Entity Charge - effective until December 31, 2027	$	0.42
Distribution Volumetric Rate	$/kWh	0.0160
Rate Rider for Disposition of Global Adjustment Account (2026) - effective until December 31, 2026 Applicable only for Non-RPP Customers	$/kWh	0.0051
Rate Rider for Disposition of Deferral/Variance Accounts (2026) - effective until December 31, 2026	$/kWh	0.0004
Rate Rider for Disposition of Capacity Based Recovery Account (2026) - effective until December 31, 2026 Applicable only for Class B Customers	$/kWh	0.0005
Retail Transmission Rate - Network Service Rate	$/kWh	0.0099
Retail Transmission Rate - Line and Transformation Connection Service Rate	$/kWh	0.0016

MONTHLY RATES AND CHARGES - Regulatory Component

Wholesale Market Service Rate (WMS) - not including CBR	$/kWh	0.0041
Capacity Based Recovery (CBR) - Applicable for Class B Customers	$/kWh	0.0006
Rural or Remote Electricity Rate Protection Charge (RRRP)	$/kWh	0.0006
Standard Supply Service - Administrative Charge (if applicable)	$	0.25

Enova Power Corp.
Kitchener-Wilmot Hydro Rate Zone
TARIFF OF RATES AND CHARGES
Effective and Implementation Date January 1, 2026
This schedule supersedes and replaces all previously approved schedules of Rates, Charges and Loss Factors

GENERAL SERVICE 50 TO 4,999 KW SERVICE CLASSIFICATION

This classification applies to a non residential account whose average monthly maximum demand used for billing purposes is equal to or greater than, or is forecast to be equal to or greater than, 50 kW but less than 5,000 kW. Note that for the application of the Retail Transmission Rate - Network Service Rate and the Retail Transmission Rate - Line and Transformation Connection Service Rate the following sub-classifications apply: General Service 50 to 999 kW non-interval metered, General Service 50 to 999 kW interval metered and General Service 1,000 to 4,999 kW interval metered. Class A and Class B consumers are defined in accordance with O. Reg. 429/04. Further servicing details are available in the distributor's Conditions of Service.

APPLICATION

The application of these rates and charges shall be in accordance with the Licence of the Distributor and any Code or Order of the Ontario Energy Board, and amendments thereto as approved by the Ontario Energy Board, which may be applicable to the administration of this schedule.

No rates and charges for the distribution of electricity and charges to meet the costs of any work or service done or furnished for the purpose of the distribution of electricity shall be made except as permitted by this schedule, unless required by the Distributor’s Licence or a Code or Order of the Ontario Energy Board, and amendments thereto as approved by the Ontario Energy Board, or as specified herein.

Unless specifically noted, this schedule does not contain any charges for the electricity commodity, be it under the Regulated Price Plan, a contract with a retailer or the wholesale market price, as applicable. In addition, the charges in the MONTHLY RATES AND CHARGES - Regulatory Component of this schedule do not apply to a customer that is an embedded wholesale market participant.

If included in the following listing of monthly rates and charges, the rate rider for the disposition of WMS - Sub-account CBR Class B is not applicable to wholesale market participants (WMP), customers that transitioned between Class A and Class B during the variance account accumulation period, or to customers that were in Class A for the entire period. Customers who transitioned are to be charged or refunded their share of the variance disposed through customer specific billing adjustments. This rate rider is to be consistently applied for the entire period to the sunset date of the rate rider. In addition, this rate rider is applicable to all new Class B customers.

If included in the following listing of monthly rates and charges, the rate rider for the disposition of Global Adjustment is only applicable to non-RPP Class B customers. It is not applicable to WMP, customers that transitioned between Class A and Class B during the variance account accumulation period, or to customers that were in Class A for the entire period. Customers who transitioned are to be charged or refunded their share of the variance disposed through customer specific billing adjustments. This rate rider is to be consistently applied for the entire period to the sunset date of the rate rider. In addition, this rate rider is applicable to all new non-RPP Class B customers.

It should be noted that this schedule does not list any charges, assessments, or credits that are required by law to be invoiced by a distributor and that are not subject to Ontario Energy Board approval, such as the Global Adjustment and the HST.

Enova Power Corp.
Kitchener-Wilmot Hydro Rate Zone
TARIFF OF RATES AND CHARGES
Effective and Implementation Date January 1, 2026
This schedule supersedes and replaces all previously approved schedules of Rates, Charges and Loss Factors

MONTHLY RATES AND CHARGES - Delivery Component

Service Charge	$	222.94
Distribution Volumetric Rate	$/kW	5.7394
Rate Rider for Disposition of Global Adjustment Account (2026) - effective until December 31, 2026 Applicable only for Non-RPP Customers	$/kWh	0.0051
Rate Rider for Disposition of Deferral/Variance Accounts (2026) - effective until December 31, 2026 Applicable only for Non-Wholesale Market Participants	$/kW	0.0115
Rate Rider for Disposition of Deferral/Variance Accounts (2026) - effective until December 31, 2026	$/kW	0.1419
Rate Rider for Disposition of Capacity Based Recovery Account (2026) - effective until December 31, 2026 Applicable only for Class B Customers	$/kW	0.1832
Retail Transmission Rate - Network Service Rate	$/kW	5.2398
Retail Transmission Rate - Network Service Rate - EV CHARGING	$/kW	0.8908
Retail Transmission Rate - Line and Transformation Connection Service Rate	$/kW	0.9146
Retail Transmission Rate - Line and Transformation Connection Service Rate - EV CHARGING	$/kW	0.1555

MONTHLY RATES AND CHARGES - Regulatory Component

Wholesale Market Service Rate (WMS) - not including CBR	$/kWh	0.0041
Capacity Based Recovery (CBR) - Applicable for Class B Customers	$/kWh	0.0006
Rural or Remote Electricity Rate Protection Charge (RRRP)	$/kWh	0.0006
Standard Supply Service - Administrative Charge (if applicable)	$	0.25

Enova Power Corp.
Kitchener-Wilmot Hydro Rate Zone
TARIFF OF RATES AND CHARGES
Effective and Implementation Date January 1, 2026
This schedule supersedes and replaces all previously approved schedules of Rates, Charges and Loss Factors

LARGE USE SERVICE CLASSIFICATION

This classification applies to an account whose average monthly maximum demand used for billing purposes is equal to or greater than, or is forecast to be equal to or greater than, 5,000 kW. Class A and Class B consumers are defined in accordance with O. Reg. 429/04. Further servicing details are available in the distributor's Conditions of Service.

APPLICATION

The application of these rates and charges shall be in accordance with the Licence of the Distributor and any Code or Order of the Ontario Energy Board, and amendments thereto as approved by the Ontario Energy Board, which may be applicable to the administration of this schedule.

No rates and charges for the distribution of electricity and charges to meet the costs of any work or service done or furnished for the purpose of the distribution of electricity shall be made except as permitted by this schedule, unless required by the Distributor's Licence or a Code or Order of the Ontario Energy Board, and amendments thereto as approved by the Ontario Energy Board, or as specified herein.

Unless specifically noted, this schedule does not contain any charges for the electricity commodity, be it under the Regulated Price Plan, a contract with a retailer or the wholesale market price, as applicable. In addition, the charges in the MONTHLY RATES AND CHARGES - Regulatory Component of this schedule do not apply to a customer that is an embedded wholesale market participant.

It should be noted that this schedule does not list any charges, assessments, or credits that are required by law to be invoiced by a distributor and that are not subject to Ontario Energy Board approval, such as the Global Adjustment and the HST.

MONTHLY RATES AND CHARGES - Delivery Component

Service Charge	$	20,736.13
Distribution Volumetric Rate	$/kW	1.9045
Retail Transmission Rate - Network Service Rate - Interval Metered	$/kW	4.8830
Retail Transmission Rate - Line and Transformation Connection Service Rate - Interval Metered	$/kW	0.8728

MONTHLY RATES AND CHARGES - Regulatory Component

Wholesale Market Service Rate (WMS) - not including CBR	$/kWh	0.0041
Capacity Based Recovery (CBR) - Applicable for Class B Customers	$/kWh	0.0006
Rural or Remote Electricity Rate Protection Charge (RRRP)	$/kWh	0.0006
Standard Supply Service - Administrative Charge (if applicable)	$	0.25

Enova Power Corp.
Kitchener-Wilmot Hydro Rate Zone
TARIFF OF RATES AND CHARGES
Effective and Implementation Date January 1, 2026
This schedule supersedes and replaces all previously approved schedules of Rates, Charges and Loss Factors

UNMETERED SCATTERED LOAD SERVICE CLASSIFICATION

This classification applies to an account taking electricity at 750 volts or less whose average monthly maximum demand is less than, or is forecast to be less than, 50 kW and the consumption is unmetered. Such connections include cable TV power packs, bus shelters, telephone booths, traffic lights, railway crossings, etc. The level of the consumption will be agreed to by the distributor and the customer, based on detailed manufacturer information/ documentation with regard to electrical consumption of the unmetered load or periodic monitoring of actual consumption. Class B consumers are defined in accordance with O. Reg. 429/04. Further servicing details are available in the distributor's Conditions of Service.

APPLICATION

The application of these rates and charges shall be in accordance with the Licence of the Distributor and any Code or Order of the Ontario Energy Board, and amendments thereto as approved by the Ontario Energy Board, which may be applicable to the administration of this schedule.

No rates and charges for the distribution of electricity and charges to meet the costs of any work or service done or furnished for the purpose of the distribution of electricity shall be made except as permitted by this schedule, unless required by the Distributor's Licence or a Code or Order of the Ontario Energy Board, and amendments thereto as approved by the Ontario Energy Board, or as specified herein.

Unless specifically noted, this schedule does not contain any charges for the electricity commodity, be it under the Regulated Price Plan, a contract with a retailer or the wholesale market price, as applicable. In addition, the charges in the MONTHLY RATES AND CHARGES - Regulatory Component of this schedule do not apply to a customer that is an embedded wholesale market participant.

It should be noted that this schedule does not list any charges, assessments, or credits that are required by law to be invoiced by a distributor and that are not subject to Ontario Energy Board approval, such as the Global Adjustment and the HST.

MONTHLY RATES AND CHARGES - Delivery Component

Service Charge (per connection)	$	8.98
Distribution Volumetric Rate	$/kWh	0.0174
Rate Rider for Disposition of Capacity Based Recovery Account (2026) - effective until December 31, 2026 Applicable only for Class B Customers	$/kWh	0.0005
Rate Rider for Disposition of Deferral/Variance Accounts (2026) - effective until December 31, 2026	$/kWh	0.0004
Retail Transmission Rate - Network Service Rate	$/kWh	0.0099
Retail Transmission Rate - Line and Transformation Connection Service Rate	$/kWh	0.0016

MONTHLY RATES AND CHARGES - Regulatory Component

Wholesale Market Service Rate (WMS) - not including CBR	$/kWh	0.0041
Capacity Based Recovery (CBR) - Applicable for Class B Customers	$/kWh	0.0006
Rural or Remote Electricity Rate Protection Charge (RRRP)	$/kWh	0.0006
Standard Supply Service - Administrative Charge (if applicable)	$	0.25

Enova Power Corp.
Kitchener-Wilmot Hydro Rate Zone
TARIFF OF RATES AND CHARGES
Effective and Implementation Date January 1, 2026
This schedule supersedes and replaces all previously approved schedules of Rates, Charges and Loss Factors

STREET LIGHTING SERVICE CLASSIFICATION

This classification applies to an account for roadway lighting with a Municipality, Regional Municipality, Ministry of Transportation and private roadway lighting, controlled by photo cells. The consumption for these customers will be based on the calculated connected load times the required lighting times established in the approved Ontario Energy Board street lighting load shape template. Class B consumers are defined in accordance with O. Reg. 429/04. Further servicing details are available in the distributor's Conditions of Service.

APPLICATION

The application of these rates and charges shall be in accordance with the Licence of the Distributor and any Code or Order of the Ontario Energy Board, and amendments thereto as approved by the Ontario Energy Board, which may be applicable to the administration of this schedule.

No rates and charges for the distribution of electricity and charges to meet the costs of any work or service done or furnished for the purpose of the distribution of electricity shall be made except as permitted by this schedule, unless required by the Distributor's Licence or a Code or Order of the Ontario Energy Board, and amendments thereto as approved by the Ontario Energy Board, or as specified herein.

Unless specifically noted, this schedule does not contain any charges for the electricity commodity, be it under the Regulated Price Plan, a contract with a retailer or the wholesale market price, as applicable. In addition, the charges in the MONTHLY RATES AND CHARGES - Regulatory Component of this schedule do not apply to a customer that is an embedded wholesale market participant.

It should be noted that this schedule does not list any charges, assessments, or credits that are required by law to be invoiced by a distributor and that are not subject to Ontario Energy Board approval, such as the Global Adjustment and the HST.

MONTHLY RATES AND CHARGES - Delivery Component

Service Charge	$	0.84
Distribution Volumetric Rate	$/kW	5.6469
Rate Rider for Disposition of Global Adjustment Account (2026) - effective until December 31, 2026 Applicable only for Non-RPP Customers	$/kWh	0.0051
Rate Rider for Disposition of Deferral/Variance Accounts (2026) - effective until December 31, 2026	$/kW	0.1412
Rate Rider for Disposition of Capacity Based Recovery Account (2026) - effective until December 31, 2026 Applicable only for Class B Customers	$/kW	0.1760
Retail Transmission Rate - Network Service Rate	$/kW	3.1863
Retail Transmission Rate - Line and Transformation Connection Service Rate	$/kW	0.5567

MONTHLY RATES AND CHARGES - Regulatory Component

Wholesale Market Service Rate (WMS) - not including CBR	$/kWh	0.0041
Capacity Based Recovery (CBR) - Applicable for Class B Customers	$/kWh	0.0006
Rural or Remote Electricity Rate Protection Charge (RRRP)	$/kWh	0.0006
Standard Supply Service - Administrative Charge (if applicable)	$	0.25

Enova Power Corp.
Kitchener-Wilmot Hydro Rate Zone
TARIFF OF RATES AND CHARGES
Effective and Implementation Date January 1, 2026
This schedule supersedes and replaces all previously approved schedules of Rates, Charges and Loss Factors

EMBEDDED DISTRIBUTOR SERVICE CLASSIFICATION

This classification applies to an electricity distributor licensed by the Ontario Energy Board that is provided electricity by means of this distributor's facilities. Further servicing details are available in the distributor's Conditions of Service.

APPLICATION

The application of these rates and charges shall be in accordance with the Licence of the Distributor and any Code or Order of the Ontario Energy Board, and amendments thereto as approved by the Ontario Energy Board, which may be applicable to the administration of this schedule.

No rates and charges for the distribution of electricity and charges to meet the costs of any work or service done or furnished for the purpose of the distribution of electricity shall be made except as permitted by this schedule, unless required by the Distributor's Licence or a Code or Order of the Ontario Energy Board, and amendments thereto as approved by the Ontario Energy Board, or as specified herein.

Unless specifically noted, this schedule does not contain any charges for the electricity commodity, be it under the Regulated Price Plan, a contract with a retailer or the wholesale market price, as applicable.

It should be noted that this schedule does not list any charges, assessments, or credits that are required by law to be invoiced by a distributor and that are not subject to Ontario Energy Board approval, such as the Global Adjustment and the HST.

MONTHLY RATES AND CHARGES - Delivery Component

Rate Rider for Disposition of Deferral/Variance Accounts (2026) - effective until December 31, 2026	$/kW	0.1616
Monthly Distribution Wheeling Service Rate - Dedicated LV Line	$/kW	2.9418
Retail Transmission Rate - Network Service Rate	$/kW	4.9405
Retail Transmission Rate - Line and Transformation Connection Service Rate	$/kW	0.8627

Enova Power Corp.
Kitchener-Wilmot Hydro Rate Zone
TARIFF OF RATES AND CHARGES
Effective and Implementation Date January 1, 2026
This schedule supersedes and replaces all previously approved schedules of Rates, Charges and Loss Factors

microFIT SERVICE CLASSIFICATION

This classification applies to an electricity generation facility contracted under the Independent Electricity System Operator's microFIT program and connected to the distributor's distribution system. Further servicing details are available in the distributor's Condition of Service.

APPLICATION

The application of these rates and charges shall be in accordance with the Licence of the Distributor and any Code or Order of the Ontario Energy Board, and amendments thereto as approved by the Ontario Energy Board, which may be applicable to the administration of this schedule.

No rates and charges for the distribution of electricity and charges to meet the costs of any work or service done or furnished for the purpose of the distribution of electricity shall be made except as permitted by this schedule, unless required by the Distributor’s Licence or a Code or Order of the Ontario Energy Board, and amendments thereto as approved by the Ontario Energy Board, or as specified herein.

Unless specifically noted, this schedule does not contain any charges for the electricity commodity, be it under the Regulated Price Plan, a contract with a retailer or the wholesale market price, as applicable.

It should be noted that this schedule does not list any charges, assessments, or credits that are required by law to be invoiced by a distributor and that are not subject to Ontario Energy Board approval, such as the Global Adjustment and the HST.

MONTHLY RATES AND CHARGES - Delivery Component

Service Charge	$	5.00

Enova Power Corp.
Kitchener-Wilmot Hydro Rate Zone
TARIFF OF RATES AND CHARGES
Effective and Implementation Date January 1, 2026
This schedule supersedes and replaces all previously approved schedules of Rates, Charges and Loss Factors

STANDBY POWER SERVICE CLASSIFICATION

This classification applies to an account with load displacement facilities that contracts with the distributor to provide emergency standby power when its load displacement facilities are not in operation. The level of the billing demand will be agreed to by the distributor and the customer, based on detailed manufacturer information/documentation such as name-plate rating of the load displacement facility. Further servicing details are available in the distributor's Conditions of Service.

APPLICATION

The application of these rates and charges shall be in accordance with the Licence of the Distributor and any Code or Order of the Ontario Energy Board, and amendments thereto as approved by the Ontario Energy Board, which may be applicable to the administration of this schedule.

No rates and charges for the distribution of electricity and charges to meet the costs of any work or service done or furnished for the purpose of the distribution of electricity shall be made except as permitted by this schedule, unless required by the Distributor's Licence or a Code or Order of the Ontario Energy Board, and amendments thereto as approved by the Ontario Energy Board, or as specified herein.

Unless specifically noted, this schedule does not contain any charges for the electricity commodity, be it under the Regulated Price Plan, a contract with a retailer or the wholesale market price, as applicable.

It should be noted that this schedule does not list any charges, assessments, or credits that are required by law to be invoiced by a distributor and that are not subject to Ontario Energy Board approval, such as the Global Adjustment and the HST.

MONTHLY RATES AND CHARGES - Delivery Component - Approved on a Final Basis

Standby Charge - for a month where standby power is not provided, the charge is based on the applicable General Service 50 to 4,999 kW or Large use Distribution Volumetric Charge applied to the contracted amount (e.g. nameplate rating of generation facility).

Enova Power Corp.
Kitchener-Wilmot Hydro Rate Zone
TARIFF OF RATES AND CHARGES
Effective and Implementation Date January 1, 2026
This schedule supersedes and replaces all previously approved schedules of Rates, Charges and Loss Factors

ALLOWANCES

Transformer Allowance for Ownership - per kW of billing demand/month	$/kW	(0.60)
Primary Metering Allowance for Transformer Losses - applied to measured demand & energy	%	(1.00)

SPECIFIC SERVICE CHARGES

APPLICATION

The application of these rates and charges shall be in accordance with the Licence of the Distributor and any Code or Order of the Ontario Energy Board, and amendments thereto as approved by the Ontario Energy Board, which may be applicable to the administration of this schedule.

No charges to meet the costs of any work or service done or furnished for the purpose of the distribution of electricity shall be made except as permitted by this schedule, unless required by the Distributor's Licence or a Code or Order of the Ontario Energy Board, and amendments thereto as approved by the Ontario Energy Board, or as specified herein.

It should be noted that this schedule does not list any charges, assessments, or credits that are required by law to be invoiced by a distributor and that are not subject to Ontario Energy Board approval, such as the Global Adjustment and the HST.

Customer Administration

Returned cheque (plus bank charges)	$	15.00
Account set up charge/change of occupancy charge (plus credit agency costs if applicable)	$	20.00
Meter dispute charge plus Measurement Canada fees (if meter found correct)	$	30.00

Non-Payment of Account

Late payment - per month (effective annual rate 19.56% per annum or 0.04896% compounded daily rate)	%	1.50
Reconnection at meter - during regular hours	$	65.00
Reconnection at meter - after regular hours	$	185.00
Reconnection at pole - during regular hours	$	95.00

Other

Meter removal without authorization	$	355.00
Service call - after regular hours	$	105.00
Specific charge for access to the power poles - $/pole/year (with the exception of wireless attachments)	$	40.59

Enova Power Corp.
Kitchener-Wilmot Hydro Rate Zone
TARIFF OF RATES AND CHARGES
Effective and Implementation Date January 1, 2026
This schedule supersedes and replaces all previously approved schedules of Rates, Charges and Loss Factors

RETAIL SERVICE CHARGES (if applicable)

APPLICATION

The application of these rates and charges shall be in accordance with the Licence of the Distributor and any Code or Order of the Ontario Energy Board, and amendments thereto as approved by the Ontario Energy Board, which may be applicable to the administration of this schedule.

No rates and charges for the distribution of electricity and charges to meet the costs of any work or service done or furnished for the purpose of the distribution of electricity shall be made except as permitted by this schedule, unless required by the Distributor's Licence or a Code or Order of the Ontario Energy Board, and amendments thereto as approved by the Ontario Energy Board, or as specified herein.

Unless specifically noted, this schedule does not contain any charges for the electricity commodity, be it under the Regulated Price Plan, a contract with a retailer or the wholesale market price, as applicable.

It should be noted that this schedule does not list any charges, assessments, or credits that are required by law to be invoiced by a distributor and that are not subject to Ontario Energy Board approval, such as the Global Adjustment and the HST.

Retail Service Charges refer to services provided by a distributor to retailers or customers related to the supply of competitive electricity.

One-time charge, per retailer, to establish the service agreement between the distributor and the retailer	$	125.72
Monthly fixed charge, per retailer	$	50.29
Monthly variable charge, per customer, per retailer	$/cust.	1.24
Distributor-consolidated billing monthly charge, per customer, per retailer	$/cust.	0.74
Retailer-consolidated billing monthly credit, per customer, per retailer	$/cust.	(0.74)
Service Transaction Requests (STR)		
Request fee, per request, applied to the requesting party	$	0.63
Processing fee, per request, applied to the requesting party	$	1.24
Request for customer information as outlined in Section 10.6.3 and Chapter 11 of the Retail Settlement Code directly to retailers and customers, if not delivered electronically through the Electronic Business Transaction (EBT) system, applied to the requesting party		
Up to twice a year	$	no charge
More than twice a year, per request (plus incremental delivery costs)	$	5.03
Notice of Switch letter charge, per letter (unless the distributor has opted out of applying the charge as per the Ontario Energy Board's Decision and Order EB-2015-0304, issued on February 14, 2019)	$	2.51

LOSS FACTORS

If the distributor is not capable of prorating changed loss factors jointly with distribution rates, the revised loss factors will be implemented upon the first subsequent billing for each billing cycle.

Total Loss Factor - Secondary Metered Customer < 5,000 kW	1.035
Total Loss Factor - Secondary Metered Customer > 5,000 kW	1.0154
Total Loss Factor - Primary Metered Customer < 5,000 kW	1.0226
Total Loss Factor - Primary Metered Customer > 5,000 kW	1.0053

Enova Power Corp.
Waterloo North Rate Zone
TARIFF OF RATES AND CHARGES
Effective and Implementation Date January 1, 2026
This schedule supersedes and replaces all previously approved schedules of Rates, Charges and Loss Factors

EB-2025-0045

RESIDENTIAL SERVICE CLASSIFICATION

This classification applies to an account taking electricity at 750 volts or less where the electricity is used exclusively in a separate metered living accommodation. Customers shall be residing in single-dwelling units that consist of a detached house or one unit of a semi-detached, duplex, triplex or quadruplex house, with a residential zoning. Separately metered dwellings within a town house complex or apartment building also qualify as residential customers. All customers are single-phase. Class B consumers are defined in accordance with O. Reg. 429/04. Further servicing details are available in the distributor's Conditions of Service.

APPLICATION

The application of these rates and charges shall be in accordance with the Licence of the Distributor and any Code or Order of the Ontario Energy Board, and amendments thereto as approved by the Ontario Energy Board, which may be applicable to the administration of this schedule.

No rates and charges for the distribution of electricity and charges to meet the costs of any work or service done or furnished for the purpose of the distribution of electricity shall be made except as permitted by this schedule, unless required by the Distributor's Licence or a Code or Order of the Ontario Energy Board, and amendments thereto as approved by the Ontario Energy Board, or as specified herein.

Unless specifically noted, this schedule does not contain any charges for the electricity commodity, be it under the Regulated Price Plan, a contract with a retailer or the wholesale market price, as applicable.In addition, the charges in the MONTHLY RATES AND CHARGES - Regulatory Component of this schedule do not apply to a customer that is an embedded wholesale market participant.

It should be noted that this schedule does not list any charges, assessments or credits that are required by law to be invoiced by a distributor and that are not subject to Ontario Energy Board approval, such as the Global Adjustment and the HST.

MONTHLY RATES AND CHARGES - Delivery Component

Service Charge	$	38.91
Smart Metering Entity Charge - effective until December 31, 2027	$	0.42
Low Voltage Service Rate	$/kWh	0.0004
Rate Rider for Disposition of Global Adjustment Account (2026) - effective until December 31, 2026 Applicable only for Non-RPP Customers	$/kWh	0.0049
Rate Rider for Disposition of Deferral/Variance Accounts (2026) - effective until December 31, 2026	$/kWh	(0.0003)
Rate Rider for Disposition of Capacity Based Recovery Account (2026) - effective until December 31, 2026 Applicable only for Class B Customers	$/kWh	0.0005
Retail Transmission Rate - Network Service Rate	$/kWh	0.0117
Retail Transmission Rate - Line and Transformation Connection Service Rate	$/kWh	0.0029

MONTHLY RATES AND CHARGES - Regulatory Component

Wholesale Market Service Rate (WMS) - not including CBR	$/kWh	0.0041
Capacity Based Recovery (CBR) - Applicable for Class B Customers	$/kWh	0.0006
Rural or Remote Electricity Rate Protection Charge (RRRP)	$/kWh	0.0006
Standard Supply Service - Administrative Charge (if applicable)	$	0.25

Enova Power Corp.
Waterloo North Rate Zone
TARIFF OF RATES AND CHARGES
Effective and Implementation Date January 1, 2026
This schedule supersedes and replaces all previously approved schedules of Rates, Charges and Loss Factors

GENERAL SERVICE LESS THAN 50 KW SERVICE CLASSIFICATION

This classification applies to a non residential account taking electricity at 750 volts or less whose average monthly maximum demand is less than, or is forecast to be less than, 50 kW. Class B consumers are defined in accordance with O. Reg. 429/04. Further servicing details are available in the distributor's Conditions of Service.

APPLICATION

The application of these rates and charges shall be in accordance with the Licence of the Distributor and any Code or Order of the Ontario Energy Board, and amendments thereto as approved by the Ontario Energy Board, which may be applicable to the administration of this schedule.

No rates and charges for the distribution of electricity and charges to meet the costs of any work or service done or furnished for the purpose of the distribution of electricity shall be made except as permitted by this schedule, unless required by the Distributor's Licence or a Code or Order of the Ontario Energy Board, and amendments thereto as approved by the Ontario Energy Board, or as specified herein.

Unless specifically noted, this schedule does not contain any charges for the electricity commodity, be it under the Regulated Price Plan, a contract with a retailer or the wholesale market price, as applicable.In addition, the charges in the MONTHLY RATES AND CHARGES - Regulatory Component of this schedule do not apply to a customer that is an embedded wholesale market participant.

It should be noted that this schedule does not list any charges, assessments or credits that are required by law to be invoiced by a distributor and that are not subject to Ontario Energy Board approval, such as the Global Adjustment and the HST.

MONTHLY RATES AND CHARGES - Delivery Component

Service Charge	$	33.71
Smart Metering Entity Charge - effective until December 31, 2027	$	0.42
Distribution Volumetric Rate	$/kWh	0.0228
Low Voltage Service Rate	$/kWh	0.0004
Rate Rider for Disposition of Global Adjustment Account (2026) - effective until December 31, 2026 Applicable only for Non-RPP Customers	$/kWh	0.0049
Rate Rider for Disposition of Deferral/Variance Accounts (2026) - effective until December 31, 2026	$/kWh	(0.0003)
Rate Rider for Disposition of Capacity Based Recovery Account (2026) - effective until December 31, 2026 Applicable only for Class B Customers	$/kWh	0.0005
Retail Transmission Rate - Network Service Rate	$/kWh	0.0109
Retail Transmission Rate - Line and Transformation Connection Service Rate	$/kWh	0.0027

MONTHLY RATES AND CHARGES - Regulatory Component

Wholesale Market Service Rate (WMS) - not including CBR	$/kWh	0.0041
Capacity Based Recovery (CBR) - Applicable for Class B Customers	$/kWh	0.0006
Rural or Remote Electricity Rate Protection Charge (RRRP)	$/kWh	0.0006
Standard Supply Service - Administrative Charge (if applicable)	$	0.25

Enova Power Corp.
Waterloo North Rate Zone
TARIFF OF RATES AND CHARGES
Effective and Implementation Date January 1, 2026
This schedule supersedes and replaces all previously approved schedules of Rates, Charges and Loss Factors

GENERAL SERVICE 50 TO 4,999 KW SERVICE CLASSIFICATION

This classification applies to a non residential account whose average monthly maximum demand used for billing purposes is equal to or greater than, or is forecast to be equal to or greater than, 50 kW but less than 5,000 kW. Class A and Class B consumers are defined in accordance with O. Reg. 429/04. Further servicing details are available in the distributor's Conditions of Service. Note that for the application of the Retail Transmission Rate - Network Service Rate and the Retail Transmission Rate - Line and Transformation Connection Service Rate the following sub-classifications apply:General Service 50 to 999 kW non-interval metered; General Service 50 to 999 kW interval metered; and General Service 1,000 to 4,999 kW interval metered.

APPLICATION

The application of these rates and charges shall be in accordance with the Licence of the Distributor and any Code or Order of the Ontario Energy Board, and amendments thereto as approved by the Ontario Energy Board, which may be applicable to the administration of this schedule.

No rates and charges for the distribution of electricity and charges to meet the costs of any work or service done or furnished for the purpose of the distribution of electricity shall be made except as permitted by this schedule, unless required by the Distributor's Licence or a Code or Order of the Ontario Energy Board, and amendments thereto as approved by the Ontario Energy Board, or as specified herein.

Unless specifically noted, this schedule does not contain any charges for the electricity commodity, be it under the Regulated Price Plan, a contract with a retailer or the wholesale market price, as applicable.In addition, the charges in the MONTHLY RATES AND CHARGES - Regulatory Component of this schedule do not apply to a customer that is an embedded wholesale market participant.

If included in the following listing of monthly rates and charges, the rate rider for the disposition of WMS - Sub-account CBR Class B is not applicable to wholesale market participants (WMP), customers that transitioned between Class A and Class B during the variance account accumulation period, or to customers that were in Class A for the entire period. Customers who transitioned are to be charged or refunded their share of the variance disposed through customer specific billing adjustments. This rate rider is to be consistently applied for the entire period to the sunset date of the rate rider. In addition, this rate rider is applicable to all new Class B customers.

If included in the following listing of monthly rates and charges, the rate rider for the disposition of Global Adjustment is only applicable to non-RPP Class B customers. It is not applicable to WMP, customers that transitioned between Class A and Class B during the variance account accumulation period, or to customers that were in Class A for the entire period. Customers who transitioned are to be charged or refunded their share of the variance disposed through customer specific billing adjustments. This rate rider is to be consistently applied for the entire period to the sunset date of the rate rider. In addition, this rate rider is applicable to all new non-RPP Class B customers.

It should be noted that this schedule does not list any charges, assessments or credits that are required by law to be invoiced by a distributor and that are not subject to Ontario Energy Board approval, such as the Global Adjustment and the HST.

Enova Power Corp.
Waterloo North Rate Zone
TARIFF OF RATES AND CHARGES
Effective and Implementation Date January 1, 2026
This schedule supersedes and replaces all previously approved schedules of Rates, Charges and Loss Factors

MONTHLY RATES AND CHARGES - Delivery Component

Service Charge	$	125.96
Distribution Volumetric Rate	$/kW	6.5814
Low Voltage Service Rate	$/kW	0.1851
Rate Rider for Disposition of Global Adjustment Account (2026) - effective until December 31, 2026 Applicable only for Non-RPP Customers	$/kWh	0.0049
Rate Rider for Disposition of Deferral/Variance Accounts (2026) - effective until December 31, 2026 Applicable only for Non-Wholesale Market Participants	$/kW	(0.3320)
Rate Rider for Disposition of Deferral/Variance Accounts (2026) - effective until December 31, 2026	$/kW	0.2443
Rate Rider for Disposition of Capacity Based Recovery Account (2026) - effective until December 31, 2026 Applicable only for Class B Customers	$/kW	0.1806
Retail Transmission Rate - Network Service Rate - Interval Metered (less than 1,000 kW)	$/kW	4.7623
Retail Transmission Rate - Network Service Rate - Interval Metered (less than 1,000 kW) - EV CHARGING	$/kW	0.8096
Retail Transmission Rate - Line and Trans. Connection Service Rate - Interval Metered (less than1,000 kW) (see Gross Load Billing Note)	$/kW	1.2958
Retail Transmission Rate - Line and Trans. Connection Service Rate - Interval Metered (less than1,000 kW) (see Gross Load Billing Note) - EV CHARGING	$/kW	0.2203
Retail Transmission Rate - Network Service Rate - Interval Metered (1,000 to 4,999 kW)	$/kW	4.7559
Retail Transmission Rate - Network Service Rate - Interval Metered (1,000 to 4,999 kW) - EV CHARGING	$/kW	0.8085
Retail Transmission Rate - Line and Trans. Connection Service Rate - Interval Metered (1,000 to 4,999 kW) (see Gross Load Billing Note)	$/kW	1.2948
Retail Transmission Rate - Line and Trans. Connection Service Rate - Interval Metered (1,000 to 4,999 kW) (see Gross Load Billing Note) - EV CHARGING	$/kW	0.2201

MONTHLY RATES AND CHARGES - Regulatory Component

Wholesale Market Service Rate (WMS) - not including CBR	$/kWh	0.0041
Capacity Based Recovery (CBR) - Applicable for Class B Customers	$/kWh	0.0006
Rural or Remote Electricity Rate Protection Charge (RRRP)	$/kWh	0.0006
Standard Supply Service - Administrative Charge (if applicable)	$	0.25

GROSS LOAD BILLING NOTE

The Billing Demand for Line and Transformation Connection Services is defined as the Non-Coincident Peak demand (MW) in any hour of the month. The customer demand in any hour is the sum of (a) the loss adjusted demand supplied from the distribution system plus (b) the demand that is supplied by embedded generation installed after October 30, 1998, which have installed capacity of 2 MW or more for renewable generation and 1 MW or higher for non-renewable generation. The term renewable generation refers to a facility that generates electricity from the following sources: wind, solar, Biomass, Bio-oil, Bio-gas, landfill gas, or water. The demand supplied by embedded generation will not be adjusted for loss.

Enova Power Corp.
Waterloo North Rate Zone
TARIFF OF RATES AND CHARGES
Effective and Implementation Date January 1, 2026
This schedule supersedes and replaces all previously approved schedules of Rates, Charges and Loss Factors

LARGE USE SERVICE CLASSIFICATION

This classification applies to an account whose average monthly maximum demand used for billing purposes is equal to or greater than, or is forecast to be equal to or greater than, 5,000 kW. Class A and Class B consumers are defined in accordance with O. Reg. 429/04. Further servicing details are available in the distributor's Conditions of Service.

APPLICATION

The application of these rates and charges shall be in accordance with the Licence of the Distributor and any Code or Order of the Ontario Energy Board, and amendments thereto as approved by the Ontario Energy Board, which may be applicable to the administration of this schedule.

No rates and charges for the distribution of electricity and charges to meet the costs of any work or service done or furnished for the purpose of the distribution of electricity shall be made except as permitted by this schedule, unless required by the Distributor's Licence or a Code or Order of the Ontario Energy Board, and amendments thereto as approved by the Ontario Energy Board, or as specified herein.

Unless specifically noted, this schedule does not contain any charges for the electricity commodity, be it under the Regulated Price Plan, a contract with a retailer or the wholesale market price, as applicable.In addition, the charges in the MONTHLY RATES AND CHARGES - Regulatory Component of this schedule do not apply to a customer that is an embedded wholesale market participant.

If included in the following listing of monthly rates and charges, the rate rider for the disposition of WMS - Sub-account CBR Class B is not applicable to wholesale market participants (WMP), customers that transitioned between Class A and Class B during the variance account accumulation period, or to customers that were in Class A for the entire period. Customers who transitioned are to be charged or refunded their share of the variance disposed through customer specific billing adjustments. This rate rider is to be consistently applied for the entire period to the sunset date of the rate rider. In addition, this rate rider is applicable to all new Class B customers.

If included in the following listing of monthly rates and charges, the rate rider for the disposition of Global Adjustment is only applicable to non-RPP Class B customers. It is not applicable to WMP, customers that transitioned between Class A and Class B during the variance account accumulation period, or to customers that were in Class A for the entire period. Customers who transitioned are to be charged or refunded their share of the variance disposed through customer specific billing adjustments. This rate rider is to be consistently applied for the entire period to the sunset date of the rate rider. In addition, this rate rider is applicable to all new non-RPP Class B customers.

It should be noted that this schedule does not list any charges, assessments or credits that are required by law to be invoiced by a distributor and that are not subject to Ontario Energy Board approval, such as the Global Adjustment and the HST.

MONTHLY RATES AND CHARGES - Delivery Component

Service Charge	$	7,359.96
Distribution Volumetric Rate	$/kW	5.2390
Low Voltage Service Rate	$/kW	0.1858
Rate Rider for Disposition of Deferral/Variance Accounts (2026) - effective until December 31, 2026	$/kW	(0.1307)
Retail Transmission Rate - Network Service Rate - Interval Metered	$/kW	5.2728
Retail Transmission Rate - Line and Transformation Connection Service Rate - Interval Metered (see Gross Load Billing Note)	$/kW	1.3006

Enova Power Corp.
Waterloo North Rate Zone
TARIFF OF RATES AND CHARGES
Effective and Implementation Date January 1, 2026
This schedule supersedes and replaces all previously approved schedules of Rates, Charges and Loss Factors

MONTHLY RATES AND CHARGES - Regulatory Component

Wholesale Market Service Rate (WMS) - not including CBR	$/kWh	0.0041
Capacity Based Recovery (CBR) - Applicable for Class B Customers	$/kWh	0.0006
Rural or Remote Electricity Rate Protection Charge (RRRP)	$/kWh	0.0006
Standard Supply Service - Administrative Charge (if applicable)	$	0.25

GROSS LOAD BILLING NOTE

The Billing Demand for Line and Transformation Connection Services is defined as the Non-Coincident Peak demand (MW) in any hour of the month. The customer demand in any hour is the sum of (a) the loss adjusted demand supplied from the distribution system plus (b) the demand that is supplied by embedded generation installed after October 30, 1998, which have installed capacity of 2 MW or more for renewable generation and 1 MW or higher for non-renewable generation. The term renewable generation refers to a facility that generates electricity from the following sources: wind, solar, Biomass, Bio-oil, Bio-gas, landfill gas, or water. The demand supplied by embedded generation will not be adjusted for loss.

Enova Power Corp.
Waterloo North Rate Zone
TARIFF OF RATES AND CHARGES
Effective and Implementation Date January 1, 2026
This schedule supersedes and replaces all previously approved schedules of Rates, Charges and Loss Factors

UNMETERED SCATTERED LOAD SERVICE CLASSIFICATION

This classification applies to an account taking electricity at 750 volts or less whose average monthly maximum demand is less than, or is forecast to be less than, 50 kW and the consumption is unmetered. Such connections include cable TV power packs, bus shelters, telephone booths, traffic lights, railway crossings, etc. The level of the consumption will be agreed to by the distributor and the customer, based on detailed manufacturer information/ documentation with regard to electrical consumption of the unmetered load or periodic monitoring of actual consumption. Class B consumers are defined in accordance with O. Reg. 429/04. Further servicing details are available in the distributor's Conditions of Service.

APPLICATION

The application of these rates and charges shall be in accordance with the Licence of the Distributor and any Code or Order of the Ontario Energy Board, and amendments thereto as approved by the Ontario Energy Board, which may be applicable to the administration of this schedule.

No rates and charges for the distribution of electricity and charges to meet the costs of any work or service done or furnished for the purpose of the distribution of electricity shall be made except as permitted by this schedule, unless required by the Distributor's Licence or a Code or Order of the Ontario Energy Board, and amendments thereto as approved by the Ontario Energy Board, or as specified herein.

Unless specifically noted, this schedule does not contain any charges for the electricity commodity, be it under the Regulated Price Plan, a contract with a retailer or the wholesale market price, as applicable.In addition, the charges in the MONTHLY RATES AND CHARGES - Regulatory Component of this schedule do not apply to a customer that is an embedded wholesale market participant.

It should be noted that this schedule does not list any charges, assessments or credits that are required by law to be invoiced by a distributor and that are not subject to Ontario Energy Board approval, such as the Global Adjustment and the HST.

MONTHLY RATES AND CHARGES - Delivery Component

Service Charge (per connection)	$	11.20
Distribution Volumetric Rate	$/kWh	0.0216
Low Voltage Service Rate	$/kWh	0.0004
Rate Rider for Disposition of Capacity Based Recovery Account (2026) - effective until December 31, 2026 Applicable only for Class B Customers	$/kWh	0.0005
Rate Rider for Disposition of Deferral/Variance Accounts (2026) - effective until December 31, 2026	$/kWh	(0.0002)
Retail Transmission Rate - Network Service Rate	$/kWh	0.0109
Retail Transmission Rate - Line and Transformation Connection Service Rate	$/kWh	0.0027

MONTHLY RATES AND CHARGES - Regulatory Component

Wholesale Market Service Rate (WMS) - not including CBR	$/kWh	0.0041
Capacity Based Recovery (CBR) - Applicable for Class B Customers	$/kWh	0.0006
Rural or Remote Electricity Rate Protection Charge (RRRP)	$/kWh	0.0006
Standard Supply Service - Administrative Charge (if applicable)	$	0.25

Enova Power Corp.
Waterloo North Rate Zone
TARIFF OF RATES AND CHARGES
Effective and Implementation Date January 1, 2026
This schedule supersedes and replaces all previously approved schedules of Rates, Charges and Loss Factors

STREET LIGHTING SERVICE CLASSIFICATION

This classification applies to an account for roadway lighting with a Municipality, Regional Municipality, Ministry of Transportation and private roadway lighting, controlled by photo cells. The consumption for these customers will be based on the calculated connected load times the required lighting times established in the approved Ontario Energy Board street lighting load shape template. Class B consumers are defined in accordance with O. Reg. 429/04. Further servicing details are available in the distributor's Conditions of Service.

APPLICATION

The application of these rates and charges shall be in accordance with the Licence of the Distributor and any Code or Order of the Ontario Energy Board, and amendments thereto as approved by the Ontario Energy Board, which may be applicable to the administration of this schedule.

No rates and charges for the distribution of electricity and charges to meet the costs of any work or service done or furnished for the purpose of the distribution of electricity shall be made except as permitted by this schedule, unless required by the Distributor's Licence or a Code or Order of the Ontario Energy Board, and amendments thereto as approved by the Ontario Energy Board, or as specified herein.

Unless specifically noted, this schedule does not contain any charges for the electricity commodity, be it under the Regulated Price Plan, a contract with a retailer or the wholesale market price, as applicable.In addition, the charges in the MONTHLY RATES AND CHARGES - Regulatory Component of this schedule do not apply to a customer that is an embedded wholesale market participant.

It should be noted that this schedule does not list any charges, assessments or credits that are required by law to be invoiced by a distributor and that are not subject to Ontario Energy Board approval, such as the Global Adjustment and the HST.

MONTHLY RATES AND CHARGES - Delivery Component

Service Charge (per device)	$	0.42
Distribution Volumetric Rate	$/kW	12.0094
Low Voltage Service Rate	$/kW	0.1146
Rate Rider for Disposition of Global Adjustment Account (2026) - effective until December 31, 2026 Applicable only for Non-RPP Customers	$/kWh	0.0049
Rate Rider for Disposition of Deferral/Variance Accounts (2026) - effective until December 31, 2026	$/kW	(0.0825)
Rate Rider for Disposition of Capacity Based Recovery Account (2026) - effective until December 31, 2026 Applicable only for Class B Customers	$/kW	0.1725
Retail Transmission Rate - Network Service Rate	$/kW	3.3816
Retail Transmission Rate - Line and Transformation Connection Service Rate	$/kW	0.8019

MONTHLY RATES AND CHARGES - Regulatory Component

Wholesale Market Service Rate (WMS) - not including CBR	$/kWh	0.0041
Capacity Based Recovery (CBR) - Applicable for Class B Customers	$/kWh	0.0006
Rural or Remote Electricity Rate Protection Charge (RRRP)	$/kWh	0.0006
Standard Supply Service - Administrative Charge (if applicable)	$	0.25

Enova Power Corp.
Waterloo North Rate Zone
TARIFF OF RATES AND CHARGES
Effective and Implementation Date January 1, 2026
This schedule supersedes and replaces all previously approved schedules of Rates, Charges and Loss Factors

EMBEDDED DISTRIBUTOR SERVICE CLASSIFICATION

This classification applies to an electricity distributor licensed by the Ontario Energy Board that is provided electricity by means of this distributor's facilities. Class B consumers are defined in accordance with O. Reg. 429/04. Further servicing details are available in the distributor's Conditions of Service.

APPLICATION

The application of these rates and charges shall be in accordance with the Licence of the Distributor and any Code or Order of the Ontario Energy Board, and amendments thereto as approved by the Ontario Energy Board, which may be applicable to the administration of this schedule.

No rates and charges for the distribution of electricity and charges to meet the costs of any work or service done or furnished for the purpose of the distribution of electricity shall be made except as permitted by this schedule, unless required by the Distributor's Licence or a Code or Order of the Ontario Energy Board, and amendments thereto as approved by the Ontario Energy Board, or as specified herein.

Unless specifically noted, this schedule does not contain any charges for the electricity commodity, be it under the Regulated Price Plan, a contract with a retailer or the wholesale market price, as applicable.In addition, the charges in the MONTHLY RATES AND CHARGES - Regulatory Component of this schedule do not apply to a customer that is an embedded wholesale market participant.

It should be noted that this schedule does not list any charges, assessments or credits that are required by law to be invoiced by a distributor and that are not subject to Ontario Energy Board approval, such as the Global Adjustment and the HST.

MONTHLY RATES AND CHARGES - Delivery Component

Distribution Volumetric Rate	$/kW	0.0255
Rate Rider for Disposition of Global Adjustment Account (2026) - effective until December 31, 2026 Applicable only for Non-RPP Customers	$/kWh	0.0049
Rate Rider for Disposition of Deferral/Variance Accounts (2026) - effective until December 31, 2026	$/kW	(0.1123)
Rate Rider for Disposition of Capacity Based Recovery Account (2026) - effective until December 31, 2026 Applicable only for Class B Customers	$/kW	0.2343

MONTHLY RATES AND CHARGES - Regulatory Component

Wholesale Market Service Rate (WMS) - not including CBR	$/kWh	0.0041
Capacity Based Recovery (CBR) - Applicable for Class B Customers	$/kWh	0.0006
Rural or Remote Electricity Rate Protection Charge (RRRP)	$/kWh	0.0006
Standard Supply Service - Administrative Charge (if applicable)	$	0.25

Enova Power Corp.
Waterloo North Rate Zone
TARIFF OF RATES AND CHARGES
Effective and Implementation Date January 1, 2026
This schedule supersedes and replaces all previously approved schedules of Rates, Charges and Loss Factors

microFIT SERVICE CLASSIFICATION

This classification applies to an electricity generation facility contracted under the Independent Electricity System Operator's microFIT program and connected to the distributor's distribution system. Further servicing details are available in the distributor's Conditions of Service.

APPLICATION

The application of these rates and charges shall be in accordance with the Licence of the Distributor and any Code or Order of the Ontario Energy Board, and amendments thereto as approved by the Ontario Energy Board, which may be applicable to the administration of this schedule.

No rates and charges for the distribution of electricity and charges to meet the costs of any work or service done or furnished for the purpose of the distribution of electricity shall be made except as permitted by this schedule, unless required by the Distributor's Licence or a Code or Order of the Ontario Energy Board, and amendments thereto as approved by the Ontario Energy Board, or as specified herein.

Unless specifically noted, this schedule does not contain any charges for the electricity commodity, be it under the Regulated Price Plan, a contract with a retailer or the wholesale market price, as applicable.

It should be noted that this schedule does not list any charges, assessments or credits that are required by law to be invoiced by a distributor and that are not subject to Ontario Energy Board approval, such as the Global Adjustment and the HST.

MONTHLY RATES AND CHARGES - Delivery Component

Service Charge	$	5.00

Enova Power Corp.
Waterloo North Rate Zone
TARIFF OF RATES AND CHARGES
Effective and Implementation Date January 1, 2026
This schedule supersedes and replaces all previously approved schedules of Rates, Charges and Loss Factors

ALLOWANCES

Transformer Allowance for Ownership - per kW of billing demand/month	$/kW	(0.60)
Primary Metering Allowance for Transformer Losses - applied to measured demand & energy	%	(1.00)

SPECIFIC SERVICE CHARGES

APPLICATION

The application of these rates and charges shall be in accordance with the Licence of the Distributor and any Code or Order of the Ontario Energy Board, and amendments thereto as approved by the Ontario Energy Board, which may be applicable to the administration of this schedule.

No charges to meet the costs of any work or service done or furnished for the purpose of the distribution of electricity shall be made except as permitted by this schedule, unless required by the Distributor's Licence or a Code or Order of the Ontario Energy Board, and amendments thereto as approved by the Ontario Energy Board, or as specified herein.

It should be noted that this schedule does not list any charges, assessments or credits that are required by law to be invoiced by a distributor and that are not subject to Ontario Energy Board approval, such as the Global Adjustment and the HST.

Customer Administration

Easement letter	$	15.00
Returned cheque (plus bank charges)	$	15.00
Duplicate invoices for previous billing	$	15.00
Income tax letter	$	15.00
Account set up charge / change of occupancy charge (plus credit agency costs if applicable)	$	30.00
Meter dispute charge plus Measurement Canada fees (if meter found correct)	$	30.00

Non-Payment of Account

Late payment - per month (effective annual rate 19.56% per annum or 0.04896% compounded daily rate)	%	1.50
Reconnection at meter - during regular hours	$	65.00
Reconnection at meter - after regular hours	$	185.00

Other

Specific charge for access to the power poles - $/pole/year (with the exception of wireless attachments)	$	40.59
Owner Requested Disconnection/Reconnection at Meter – During Regular Hours	$	130.00
Owner Requested Disconnection/Reconnection at Meter – After Regular Hours	$	335.00
Owner Requested Disconnection/Reconnection at Pole/Transformer – During Regular Hours	$	310.00
Owner Requested Disconnection/Reconnection at Pole/Transformer – After Regular Hours	$	685.00

Enova Power Corp.
Waterloo North Rate Zone
TARIFF OF RATES AND CHARGES
Effective and Implementation Date January 1, 2026
This schedule supersedes and replaces all previously approved schedules of Rates, Charges and Loss Factors

RETAIL SERVICE CHARGES (if applicable)

APPLICATION

The application of these rates and charges shall be in accordance with the Licence of the Distributor and any Code or Order of the Ontario Energy Board, and amendments thereto as approved by the Ontario Energy Board, which may be applicable to the administration of this schedule.

No rates and charges for the distribution of electricity and charges to meet the costs of any work or service done or furnished for the purpose of the distribution of electricity shall be made except as permitted by this schedule, unless required by the Distributor's Licence or a Code or Order of the Ontario Energy Board, and amendments thereto as approved by the Ontario Energy Board, or as specified herein.

Unless specifically noted, this schedule does not contain any charges for the electricity commodity, be it under the Regulated Price Plan, a contract with a retailer or the wholesale market price, as applicable.

It should be noted that this schedule does not list any charges, assessments or credits that are required by law to be invoiced by a distributor and that are not subject to Ontario Energy Board approval, such as the Global Adjustment and the HST.

Retail Service Charges refer to services provided by a distributor to retailers or customers related to the supply of competitive electricity		
One-time charge, per retailer, to establish the service agreement between the distributor and the retailer	$	125.72
Monthly Fixed Charge, per retailer	$	50.29
Monthly Variable Charge, per customer, per retailer	$/cust.	1.24
Distributor-consolidated billing monthly charge, per customer, per retailer	$/cust.	0.74
Retailer-consolidated billing monthly credit, per customer, per retailer	$/cust.	(0.74)
Service Transaction Requests (STR)		
Request fee, per request, applied to the requesting party	$	0.63
Processing fee, per request, applied to the requesting party	$	1.24
Request for customer information as outlined in Section 10.6.3 and Chapter 11 of the Retail Settlement Code directly to retailers and customers, if not delivered electronically through the Electronic Business Transaction (EBT) system, applied to the requesting party		
Up to twice a year	$	no charge
More than twice a year, per request (plus incremental delivery costs)	$	5.03
Notice of switch letter charge, per letter (unless the distributor has opted out of applying the charge as per the Ontario Energy Board's Decision and Order EB-2015-0304, issued on February 14, 2019)	$	2.51

LOSS FACTORS

If the distributor is not capable of prorating changed loss factors jointly with distribution rates, the revised loss factors will be implemented upon the first subsequent billing for each billing cycle.

Total Loss Factor - Secondary Metered Customer < 5,000 kW	1.0353
Total Loss Factor - Secondary Metered Customer > 5,000 kW	1.0136
Total Loss Factor - Primary Metered Customer < 5,000 kW	1.025
Total Loss Factor - Primary Metered Customer > 5,000 kW	1.0036

Ontario Energy Board

Incentive Rate-setting Mechanism Rate Generator for 2027 Filers

Quick Link

Ontario Energy Board's 2027 Electricity Distribution Rate Applications Webpage

Version 1.0

Utility Name	Enova Power Corp.
Service Territory	Kitchener-Wilmot Hydro Rate Zone
Assigned EB Number	EB2026-0033
Name of Contact and Title	Ravi Baichan, Director of Regulatory Affairs & Risk Management
Phone Number	226-972-5334
Email Address	ravi.baichan@enovapower.com
Rate Effective Date	Friday, January 1, 2027
Rate-Setting Method	**Price Cap IR**

1. Select the last Cost of Service rebasing year. **2020**

To determine the first year the continuity schedules in tab 3 will be generated for input, answer the following questions:
For all the the responses below, when selecting a year, select the year relating to the account balance. For example, if the 2021 balances that were reviewed in the 2023 rate application were to be selected, select 2021.

For guidance to complete tabs 3-7 of the IRM Rate Generator Model, refer to the DVA Workform Instructions document posted on the OEB's 2027 Electricity Distribution Rates webpage. Instructions for Group 2 Accounts

2. For Accounts 1588 and 1589, please indicate the year of the account balances that the accounts were last disposed on a final basis for information purposes. 2024

Determine whether scenario a or b below applies, then select the appropriate year.

a) If the account balances were last approved on a final basis, select the year of the year-end balances that were last approved for disposition on a final basis.

b) If the account balances were last approved on an interim basis, and

i) there are no changes to the previously approved interim balances, select the year of the year-end balances that were last approved for diposition on an interim basis.
ii) there are changes to the previously approved interim balances, select the year of the year-end balances that were last approved for disposition on a final basis.

2024

3. For the remaining Group 1 DVAs, please indicate the year of the account balances that were last disposed on a final basis 2024

Determine whether scenario a or b below applies, then select the appropriate year.

a) If the account balances were last approved on a final basis, select the year of the year-end balances that the balance was were last approved on a final basis.

b) If the accounts were last approved on an interim basis, and

i) there are no changes to the previously approved interim balances, select the year of the year-end balances that were last approved for diposition on an interim basis.

ii) If there are changes to the previously approved interim balances, select the year of the year-end balances that were last approved for disposition on a final basis.

2024

4. Select the earliest vintage year in which there is a balance in Account 1595. **2023**
(e.g. If 2020 is the earliest vintage year in which there is a balance in a 1595 sub-account, select 2020.)

5. Did you have any Class A customers at any point during the period that the Account 1589 balance accumulated (i.e. from the year the balance selected in #2 above to the year requested for disposition)? **Yes**

6. Did you have any Class A customers at any point during the period where the balance in Account 1580, Sub-account CBR Class B accumulated (i.e. from the year selected in #3 above to the year requested for disposition)? **Yes**

7. Retail Transmission Service Rates: Enova Power Corp. is: **Transmission Connected**

8. Have you transitioned to fully fixed rates? **Yes**

9. Do you want to update your low voltage service rate? **No**

Legend

Pale green cells represent input cells.

Pale blue cells represent drop-down lists. The applicant should select the appropriate item from the drop-down list.

Ontario Energy Board

Incentive Rate-setting Mechanism
Rate Generator for 2027 Filers

Enova Power Corp.
Kitchener-Wilmot Hydro Rate Zone
TARIFF OF RATES AND CHARGES
Effective and Implementation Date January 1, 2026

This schedule supersedes and replaces all previously approved schedules of Rates, Charges and Loss Factors

EB-2025-0045

RESIDENTIAL SERVICE CLASSIFICATION

This classification applies to an account taking electricity at 750 volts or less where the electricity is used exclusively in a separate metered living accommodation. Customers shall be residing in single-dwelling units that consist of a detached house or one unit of a semi-detached, duplex, triplex or quadruplex house, with a residential zoning. Separately metered dwellings within a town house complex or apartment building also qualify as residential customers. All customers are single-phase. Class B consumers are defined in accordance with O. Reg. 429/04. Further servicing details are available in the distributor's Conditions of Service.

APPLICATION

The application of these rates and charges shall be in accordance with the Licence of the Distributor and any Code or Order of the Ontario Energy Board, and amendments thereto as approved by the Ontario Energy Board, which may be applicable to the administration of this schedule.

No rates and charges for the distribution of electricity and charges to meet the costs of any work or service done or furnished for the purpose of the distribution of electricity shall be made except as permitted by this schedule, unless required by the Distributor's Licence or a Code or Order of the Ontario Energy Board, and amendments thereto as approved by the Ontario Energy Board, or as specified herein.

Unless specifically noted, this schedule does not contain any charges for the electricity commodity, be it under the Regulated Price Plan, a contract with a retailer or the wholesale market price, as applicable. In addition, the charges in the MONTHLY RATES AND CHARGES - Regulatory Component of this schedule do not apply to a customer that is an embedded wholesale market participant.

It should be noted that this schedule does not list any charges, assessments, or credits that are required by law to be invoiced by a distributor and that are not subject to Ontario Energy Board approval, such as the Global Adjustment and the HST.

MONTHLY RATES AND CHARGES - Delivery Component

Service Charge	$	27.34
Smart Metering Entity Charge - effective until December 31, 2027	$	0.42
Rate Rider for Disposition of Global Adjustment Account (2026) - effective until December 31, 2026 Applicable only for Non-RPP Customers	$/kWh	0.0051
Rate Rider for Disposition of Deferral/Variance Accounts (2026) - effective until December 31, 2026	$/kWh	0.0003
Rate Rider for Disposition of Capacity Based Recovery Account (2026) - effective until December 31, 2026 Applicable only for Class B Customers	$/kWh	0.0005
Retail Transmission Rate - Network Service Rate	$/kWh	0.0114
Retail Transmission Rate - Line and Transformation Connection Service Rate	$/kWh	0.0017

MONTHLY RATES AND CHARGES - Regulatory Component

Wholesale Market Service Rate (WMS) - not including CBR	$/kWh	0.0041
Capacity Based Recovery (CBR) - Applicable for Class B Customers	$/kWh	0.0006
Rural or Remote Electricity Rate Protection Charge (RRRP)	$/kWh	0.0006

Standard Supply Service - Administrative Charge (if applicable)	$	0.25

GENERAL SERVICE LESS THAN 50 KW SERVICE CLASSIFICATION

This classification applies to a non residential account taking electricity at 750 volts or less whose average monthly maximum demand is less than, or is forecast to be less than, 50 kW. Class B consumers are defined in accordance with O. Reg. 429/04. Further servicing details are available in the distributor's Conditions of Service.

APPLICATION

The application of these rates and charges shall be in accordance with the Licence of the Distributor and any Code or Order of the Ontario Energy Board, and amendments thereto as approved by the Ontario Energy Board, which may be applicable to the administration of this schedule.

No rates and charges for the distribution of electricity and charges to meet the costs of any work or service done or furnished for the purpose of the distribution of electricity shall be made except as permitted by this schedule, unless required by the Distributor's Licence or a Code or Order of the Ontario Energy Board, and amendments thereto as approved by the Ontario Energy Board, or as specified herein.

Unless specifically noted, this schedule does not contain any charges for the electricity commodity, be it under the Regulated Price Plan, a contract with a retailer or the wholesale market price, as applicable. In addition, the charges in the MONTHLY RATES AND CHARGES - Regulatory Component of this schedule do not apply to a customer that is an embedded wholesale market participant.

It should be noted that this schedule does not list any charges, assessments, or credits that are required by law to be invoiced by a distributor and that are not subject to Ontario Energy Board approval, such as the Global Adjustment and the HST.

MONTHLY RATES AND CHARGES - Delivery Component

Service Charge	$	33.46
Smart Metering Entity Charge - effective until December 31, 2027	$	0.42
Distribution Volumetric Rate	$/kWh	0.0160
Rate Rider for Disposition of Global Adjustment Account (2026) - effective until December 31, 2026 Applicable only for Non-RPP Customers	$/kWh	0.0051
Rate Rider for Disposition of Deferral/Variance Accounts (2026) - effective until December 31, 2026	$/kWh	0.0004
Rate Rider for Disposition of Capacity Based Recovery Account (2026) - effective until December 31, 2026 Applicable only for Class B Customers	$/kWh	0.0005
Retail Transmission Rate - Network Service Rate	$/kWh	0.0099
Retail Transmission Rate - Line and Transformation Connection Service Rate	$/kWh	0.0016

MONTHLY RATES AND CHARGES - Regulatory Component

Wholesale Market Service Rate (WMS) - not including CBR	$/kWh	0.0041
Capacity Based Recovery (CBR) - Applicable for Class B Customers	$/kWh	0.0006
Rural or Remote Electricity Rate Protection Charge (RRRP)	$/kWh	0.0006
Standard Supply Service - Administrative Charge (if applicable)	$	0.25

GENERAL SERVICE 50 TO 4,999 KW SERVICE CLASSIFICATION

This classification applies to a non residential account whose average monthly maximum demand used for billing purposes is equal to or greater than, or is forecast to be equal to or greater than, 50 kW but less than 5,000 kW. Note that for the application of the Retail Transmission Rate - Network Service Rate and the Retail Transmission Rate - Line and Transformation Connection Service Rate the following sub-classifications apply: General Service 50 to 999 kW non-interval metered, General Service 50 to 999 kW interval metered and General Service 1,000 to 4,999 kW interval metered. Class A and Class B consumers are defined in accordance with O. Reg. 429/04. Further servicing details are available in the distributor's Conditions of Service.

APPLICATION

The application of these rates and charges shall be in accordance with the Licence of the Distributor and any Code or Order of the Ontario Energy Board, and amendments thereto as approved by the Ontario Energy Board, which may be applicable to the administration of this schedule.

No rates and charges for the distribution of electricity and charges to meet the costs of any work or service done or furnished for the purpose of the distribution of electricity shall be made except as permitted by this schedule, unless required by the Distributor's Licence or a Code or Order of the Ontario Energy Board, and amendments thereto as approved by the Ontario Energy Board, or as specified herein.

Unless specifically noted, this schedule does not contain any charges for the electricity commodity, be it under the Regulated Price Plan, a contract with a retailer or the wholesale market price, as applicable. In addition, the charges in the MONTHLY RATES AND CHARGES - Regulatory Component of this schedule do not apply to a customer that is an embedded wholesale market participant.

If included in the following listing of monthly rates and charges, the rate rider for the disposition of WMS - Sub-account CBR Class B is not applicable to wholesale market participants (WMP), customers that transitioned between Class A and Class B during the variance account accumulation period, or to customers that were in Class A for the entire period. Customers who transitioned are to be charged or refunded their share of the variance disposed through customer specific billing adjustments. This rate rider is to be consistently applied for the entire period to the sunset date of the rate rider. In addition, this rate rider is applicable to all new Class B customers.

If included in the following listing of monthly rates and charges, the rate rider for the disposition of Global Adjustment is only applicable to non-RPP Class B customers. It is not applicable to WMP, customers that transitioned between Class A and Class B during the variance account accumulation period, or to customers that were in Class A for the entire period. Customers who transitioned are to be charged or refunded their share of the variance disposed through customer specific billing adjustments. This rate rider is to be consistently applied for the entire period to the sunset date of the rate rider. In addition, this rate rider is applicable to all new non-RPP Class B customers.

It should be noted that this schedule does not list any charges, assessments, or credits that are required by law to be invoiced by a distributor and that are not subject to Ontario Energy Board approval, such as the Global Adjustment and the HST.

MONTHLY RATES AND CHARGES - Delivery Component

Service Charge	$	222.94
Distribution Volumetric Rate	$/kW	5.7394
Rate Rider for Disposition of Global Adjustment Account (2026) - effective until December 31, 2026 Applicable only for Non-RPP Customers	$/kWh	0.0051
Rate Rider for Disposition of Deferral/Variance Accounts (2026) - effective until December 31, 2026 Applicable only for Non-Wholesale Market Participants	$/kW	0.0115
Rate Rider for Disposition of Deferral/Variance Accounts (2026) - effective until December 31, 2026	$/kW	0.1419
Rate Rider for Disposition of Capacity Based Recovery Account (2026) - effective until December 31, 2026 Applicable only for Class B Customers	$/kW	0.1832
Retail Transmission Rate - Network Service Rate	$/kW	3.2398

Retail Transmission Rate - Network Service Rate - EV CHARGING	$/kW	0.8908
Retail Transmission Rate - Line and Transformation Connection Service Rate	$/kW	0.9146
Retail Transmission Rate - Line and Transformation Connection Service Rate - EV CHARGING	$/kW	0.1555

MONTHLY RATES AND CHARGES - Regulatory Component

Wholesale Market Service Rate (WMS) - not including CBR	$/kWh	0.0041
Capacity Based Recovery (CBR) - Applicable for Class B Customers	$/kWh	0.0006
Rural or Remote Electricity Rate Protection Charge (RRRP)	$/kWh	0.0006
Standard Supply Service - Administrative Charge (if applicable)	$	0.25

LARGE USE SERVICE CLASSIFICATION

This classification applies to an account whose average monthly maximum demand used for billing purposes is equal to or greater than, or is forecast to be equal to or greater than, 5,000 kW. Class A and Class B consumers are defined in accordance with O. Reg. 429/04. Further servicing details are available in the distributor's Conditions of Service.

APPLICATION

The application of these rates and charges shall be in accordance with the Licence of the Distributor and any Code or Order of the Ontario Energy Board, and amendments thereto as approved by the Ontario Energy Board, which may be applicable to the administration of this schedule.

No rates and charges for the distribution of electricity and charges to meet the costs of any work or service done or furnished for the purpose of the distribution of electricity shall be made except as permitted by this schedule, unless required by the Distributor's Licence or a Code or Order of the Ontario Energy Board, and amendments thereto as approved by the Ontario Energy Board, or as specified herein.

Unless specifically noted, this schedule does not contain any charges for the electricity commodity, be it under the Regulated Price Plan, a contract with a retailer or the wholesale market price, as applicable. In addition, the charges in the MONTHLY RATES AND CHARGES - Regulatory Component of this schedule do not apply to a customer that is an embedded wholesale market participant.

It should be noted that this schedule does not list any charges, assessments, or credits that are required by law to be invoiced by a distributor and that are not subject to Ontario Energy Board approval, such as the Global Adjustment and the HST.

MONTHLY RATES AND CHARGES - Delivery Component

Service Charge	$	20,736.13
Distribution Volumetric Rate	$/kW	1.9045
Retail Transmission Rate - Network Service Rate - Interval Metered	$/kW	4.8830
Retail Transmission Rate - Line and Transformation Connection Service Rate - Interval Metered	$/kW	0.8728

MONTHLY RATES AND CHARGES - Regulatory Component

Wholesale Market Service Rate (WMS) - not including CBR	$/kWh	0.0041
Capacity Based Recovery (CBR) - Applicable for Class B Customers	$/kWh	0.0006
Rural or Remote Electricity Rate Protection Charge (RRRP)	$/kWh	0.0006
Standard Supply Service - Administrative Charge (if applicable)	$	0.25

UNMETERED SCATTERED LOAD SERVICE CLASSIFICATION

This classification applies to an account taking electricity at 750 volts or less whose average monthly maximum demand is less than, or is forecast to be less than, 50 kW and the consumption is unmetered. Such connections include cable TV power packs, bus shelters, telephone booths, traffic lights, railway crossings, etc. The level of the consumption will be agreed to by the distributor and the customer, based on detailed manufacturer information/ documentation with regard to electrical consumption of the unmetered load or periodic monitoring of actual consumption. Class B consumers are defined in accordance with O. Reg. 429/04. Further servicing details are available in the distributor's Conditions of Service.

APPLICATION

The application of these rates and charges shall be in accordance with the Licence of the Distributor and any Code or Order of the Ontario Energy Board, and amendments thereto as approved by the Ontario Energy Board, which may be applicable to the administration of this schedule.

No rates and charges for the distribution of electricity and charges to meet the costs of any work or service done or furnished for the purpose of the distribution of electricity shall be made except as permitted by this schedule, unless required by the Distributor's Licence or a Code or Order of the Ontario Energy Board, and amendments thereto as approved by the Ontario Energy Board, or as specified herein.

Unless specifically noted, this schedule does not contain any charges for the electricity commodity, be it under the Regulated Price Plan, a contract with a retailer or the wholesale market price, as applicable. In addition, the charges in the MONTHLY RATES AND CHARGES - Regulatory Component of this schedule do not apply to a customer that is an embedded wholesale market participant.

It should be noted that this schedule does not list any charges, assessments, or credits that are required by law to be invoiced by a distributor and that are not subject to Ontario Energy Board approval, such as the Global Adjustment and the HST.

MONTHLY RATES AND CHARGES - Delivery Component

Service Charge (per connection)	$	8.98
Distribution Volumetric Rate	$/kWh	0.0174
Rate Rider for Disposition of Capacity Based Recovery Account (2026) - effective until December 31, 2026 Applicable only for Class B Customers	$/kWh	0.0005
Rate Rider for Disposition of Deferral/Variance Accounts (2026) - effective until December 31, 2026	$/kWh	0.0004
Retail Transmission Rate - Network Service Rate	$/kWh	0.0099
Retail Transmission Rate - Line and Transformation Connection Service Rate	$/kWh	0.0016

MONTHLY RATES AND CHARGES - Regulatory Component

Wholesale Market Service Rate (WMS) - not including CBR	$/kWh	0.0041
Capacity Based Recovery (CBR) - Applicable for Class B Customers	$/kWh	0.0006
Rural or Remote Electricity Rate Protection Charge (RRRP)	$/kWh	0.0006
Standard Supply Service - Administrative Charge (if applicable)	$	0.25

STREET LIGHTING SERVICE CLASSIFICATION

This classification applies to an account for roadway lighting with a Municipality, Regional Municipality, Ministry of Transportation and private roadway lighting, controlled by photo cells. The consumption for these customers will be based on the calculated connected load times the required lighting times established in the approved Ontario Energy Board street lighting load shape template. Class B consumers are defined in accordance with O. Reg. 429/04. Further servicing details are available in the distributor's Conditions of Service.

APPLICATION

The application of these rates and charges shall be in accordance with the Licence of the Distributor and any Code or Order of the Ontario Energy Board, and amendments thereto as approved by the Ontario Energy Board, which may be applicable to the administration of this schedule.

No rates and charges for the distribution of electricity and charges to meet the costs of any work or service done or furnished for the purpose of the distribution of electricity shall be made except as permitted by this schedule, unless required by the Distributor's Licence or a Code or Order of the Ontario Energy Board, and amendments thereto as approved by the Ontario Energy Board, or as specified herein.

Unless specifically noted, this schedule does not contain any charges for the electricity commodity, be it under the Regulated Price Plan, a contract with a retailer or the wholesale market price, as applicable. In addition, the charges in the MONTHLY RATES AND CHARGES - Regulatory Component of this schedule do not apply to a customer that is an embedded wholesale market participant.

It should be noted that this schedule does not list any charges, assessments, or credits that are required by law to be invoiced by a distributor and that are not subject to Ontario Energy Board approval, such as the Global Adjustment and the HST.

MONTHLY RATES AND CHARGES - Delivery Component

Service Charge	$	0.84
Distribution Volumetric Rate	$/kW	5.6469
Rate Rider for Disposition of Global Adjustment Account (2026) - effective until December 31, 2026 Applicable only for Non-RPP Customers	$/kWh	0.0051
Rate Rider for Disposition of Deferral/Variance Accounts (2026) - effective until December 31, 2026	$/kW	0.1412
Rate Rider for Disposition of Capacity Based Recovery Account (2026) - effective until December 31, 2026 Applicable only for Class B Customers	$/kW	0.1760
Retail Transmission Rate - Network Service Rate	$/kW	3.1863
Retail Transmission Rate - Line and Transformation Connection Service Rate	$/kW	0.5567

MONTHLY RATES AND CHARGES - Regulatory Component

Wholesale Market Service Rate (WMS) - not including CBR	$/kWh	0.0041
Capacity Based Recovery (CBR) - Applicable for Class B Customers	$/kWh	0.0006
Rural or Remote Electricity Rate Protection Charge (RRRP)	$/kWh	0.0006
Standard Supply Service - Administrative Charge (if applicable)	$	0.25

EMBEDDED DISTRIBUTOR SERVICE CLASSIFICATION

This classification applies to an electricity distributor licensed by the Ontario Energy Board that is provided electricity by means of this distributor's facilities. Further servicing details are available in the distributor's Conditions of Service.

APPLICATION

The application of these rates and charges shall be in accordance with the Licence of the Distributor and any Code or Order of the Ontario Energy Board, and amendments thereto as approved by the Ontario Energy Board, which may be applicable to the administration of this schedule.

No rates and charges for the distribution of electricity and charges to meet the costs of any work or service done or furnished for the purpose of the distribution of electricity shall be made except as permitted by this schedule, unless required by the Distributor's Licence or a Code or Order of the Ontario Energy Board, and amendments thereto as approved by the Ontario Energy Board, or as specified herein.

Unless specifically noted, this schedule does not contain any charges for the electricity commodity, be it under the Regulated Price Plan, a contract with a retailer or the wholesale market price, as applicable.

It should be noted that this schedule does not list any charges, assessments, or credits that are required by law to be invoiced by a distributor and that are not subject to Ontario Energy Board approval, such as the Global Adjustment and the HST.

MONTHLY RATES AND CHARGES - Delivery Component

Rate Rider for Disposition of Deferral/Variance Accounts (2026) - effective until December 31, 2026	$/kW	0.1616
Monthly Distribution Wheeling Service Rate - Dedicated LV Line	$/kW	2.9418
Retail Transmission Rate - Network Service Rate	$/kW	4.9405
Retail Transmission Rate - Line and Transformation Connection Service Rate	$/kW	0.8627

microFIT SERVICE CLASSIFICATION

This classification applies to an electricity generation facility contracted under the Independent Electricity System Operator's microFIT program and connected to the distributor's distribution system. Further servicing details are available in the distributor's Condition of Service.

APPLICATION

The application of these rates and charges shall be in accordance with the Licence of the Distributor and any Code or Order of the Ontario Energy Board, and amendments thereto as approved by the Ontario Energy Board, which may be applicable to the administration of this schedule.

No rates and charges for the distribution of electricity and charges to meet the costs of any work or service done or furnished for the purpose of the distribution of electricity shall be made except as permitted by this schedule, unless required by the Distributor’s Licence or a Code or Order of the Ontario Energy Board, and amendments thereto as approved by the Ontario Energy Board, or as specified herein.

Unless specifically noted, this schedule does not contain any charges for the electricity commodity, be it under the Regulated Price Plan, a contract with a retailer or the wholesale market price, as applicable.

It should be noted that this schedule does not list any charges, assessments, or credits that are required by law to be invoiced by a distributor and that are not subject to Ontario Energy Board approval, such as the Global Adjustment and the HST.

MONTHLY RATES AND CHARGES - Delivery Component

Service Charge	$	5.00

STANDBY POWER SERVICE CLASSIFICATION

This classification applies to an account with load displacement facilities that contracts with the distributor to provide emergency standby power when its load displacement facilities are not in operation. The level of the billing demand will be agreed to by the distributor and the customer, based on detailed manufacturer information/documentation such as name-plate rating of the load displacement facility. Further servicing details are available in the distributor's Conditions of Service.

APPLICATION

The application of these rates and charges shall be in accordance with the Licence of the Distributor and any Code or Order of the Ontario Energy Board, and amendments thereto as approved by the Ontario Energy Board, which may be applicable to the administration of this schedule.

No rates and charges for the distribution of electricity and charges to meet the costs of any work or service done or furnished for the purpose of the distribution of electricity shall be made except as permitted by this schedule, unless required by the Distributor's Licence or a Code or Order of the Ontario Energy Board, and amendments thereto as approved by the Ontario Energy Board, or as specified herein.

Unless specifically noted, this schedule does not contain any charges for the electricity commodity, be it under the Regulated Price Plan, a contract with a retailer or the wholesale market price, as applicable.

It should be noted that this schedule does not list any charges, assessments, or credits that are required by law to be invoiced by a distributor and that are not subject to Ontario Energy Board approval, such as the Global Adjustment and the HST.

MONTHLY RATES AND CHARGES - Delivery Component - Approved on a Final Basis

Standby Charge - for a month where standby power is not provided, the charge is based on the applicable General Service 50 to 4,999 kW or Large use Distribution Volumetric Charge applied to the contracted amount (e.g. nameplate rating of generation facility).

ALLOWANCES

Transformer Allowance for Ownership - per kW of billing demand/month	$/kW	(0.6000)
Primary Metering Allowance for Transformer Losses - applied to measured demand & energy	%	(1.00)

SPECIFIC SERVICE CHARGES

APPLICATION

The application of these rates and charges shall be in accordance with the Licence of the Distributor and any Code or Order of the Ontario Energy Board, and amendments thereto as approved by the Ontario Energy Board, which may be applicable to the administration of this schedule.

No charges to meet the costs of any work or service done or furnished for the purpose of the distribution of electricity shall be made except as permitted by this schedule, unless required by the Distributor's Licence or a Code or Order of the Ontario Energy Board, and amendments thereto as approved by the Ontario Energy Board, or as specified herein.

It should be noted that this schedule does not list any charges, assessments, or credits that are required by law to be invoiced by a distributor and that are not subject to Ontario Energy Board approval, such as the Global Adjustment and the HST.

Customer Administration

Returned cheque (plus bank charges)	$	15.00
Account set up charge/change of occupancy charge (plus credit agency costs if applicable)	$	20.00
Meter dispute charge plus Measurement Canada fees (if meter found correct)	$	30.00

Non-Payment of Account

Late payment - per month (effective annual rate 19.56% per annum or 0.04896% compounded daily rate)	%	1.50
Reconnection at meter - during regular hours	$	65.00
Reconnection at meter - after regular hours	$	185.00
Reconnection at pole - during regular hours	$	95.00

Other

Meter removal without authorization	$	355.00
Service call - after regular hours	$	105.00
Specific charge for access to the power poles - $/pole/year (with the exception of wireless attachments)	$	40.59

RETAIL SERVICE CHARGES (if applicable)

APPLICATION

The application of these rates and charges shall be in accordance with the Licence of the Distributor and any Code or Order of the Ontario Energy Board, and amendments thereto as approved by the Ontario Energy Board, which may be applicable to the administration of this schedule.

No rates and charges for the distribution of electricity and charges to meet the costs of any work or service done or furnished for the purpose of the distribution of electricity shall be made except as permitted by this schedule, unless required by the Distributor's Licence or a Code or Order of the Ontario Energy Board, and amendments thereto as approved by the Ontario Energy Board, or as specified herein.

Unless specifically noted, this schedule does not contain any charges for the electricity commodity, be it under the Regulated Price Plan, a contract with a retailer or the wholesale market price, as applicable.

It should be noted that this schedule does not list any charges, assessments, or credits that are required by law to be invoiced by a distributor and that are not subject to Ontario Energy Board approval, such as the Global Adjustment and the HST.

Retail Service Charges refer to services provided by a distributor to retailers or customers related to the supply of competitive electricity.

One-time charge, per retailer, to establish the service agreement between the distributor and the retailer	$	125.72
Monthly fixed charge, per retailer	$	50.29
Monthly variable charge, per customer, per retailer	$/cust.	1.24
Distributor-consolidated billing monthly charge, per customer, per retailer	$/cust.	0.74
Retailer-consolidated billing monthly credit, per customer, per retailer	$/cust.	(0.74)
Service Transaction Requests (STR)		
Request fee, per request, applied to the requesting party	$	0.63
Processing fee, per request, applied to the requesting party	$	1.24
Request for customer information as outlined in Section 10.6.3 and Chapter 11 of the Retail Settlement Code directly to retailers and customers, if not delivered electronically through the Electronic Business Transaction (EBT) system, applied to the requesting party		
Up to twice a year	$	no charge
More than twice a year, per request (plus incremental delivery costs)	$	5.03
Notice of Switch letter charge, per letter (unless the distributor has opted out of applying the charge as per the Ontario Energy Board's Decision and Order EB-2015-0304, issued on February 14, 2019)	$	2.51

LOSS FACTORS

If the distributor is not capable of prorating changed loss factors jointly with distribution rates, the revised loss factors will be implemented upon the first subsequent billing for each billing cycle.

Total Loss Factor - Secondary Metered Customer < 5,000 kW	1.035
Total Loss Factor - Secondary Metered Customer > 5,000 kW	1.0154
Total Loss Factor - Primary Metered Customer < 5,000 kW	1.0226
Total Loss Factor - Primary Metered Customer > 5,000 kW	1.0053

Ontario Energy Board

Incentive Rate-setting Mechanism Rate Generator for 2027 Filers

Please complete the following continuity schedule for the following Deferral/Variance Accounts. Enter information into green cells only. Please see DVA Workform Instructions for guidance on how to complete tabs 3-7. Column BV has been prepopulated from the latest 2.1.7 RRR filing.

Please refer to the footnotes for further instructions.

Account Descriptions	Account Number
Group 1 Accounts	
LV Variance Account	1550
Smart Metering Entity Charge Variance Account	1551
RSVA - Wholesale Market Service Charge[5]	1580
Variance WMS – Sub-account CBR Class A[5]	1580
Variance WMS – Sub-account CBR Class B[5]	1580
RSVA - Retail Transmission Network Charge	1584
RSVA - Retail Transmission Connection Charge	1586
RSVA - Power[4]	1588
RSVA - Global Adjustment[4]	1589
Disposition and Recovery/Refund of Regulatory Balances (2023)[3]	1595
Disposition and Recovery/Refund of Regulatory Balances (2024)[3]	1595
Disposition and Recovery/Refund of Regulatory Balances (2025)[3]	1595
Disposition and Recovery/Refund of Regulatory Balances (2026)[3] *Not to be disposed of until two years after rate rider has expired and that balance has been audited.* *Refer to the Filing Requirements for disposition eligibility.*	1595
RSVA - Global Adjustment requested for disposition	**1589**
Total Group 1 Balance excluding Account 1589 - Global Adjustment requested for disposition	
Total Group 1 Balance requested for disposition	
LRAM Variance Account (only input amounts if applying for disposition of this account)	**1568**
Total Group 1 balance including Account 1568 requested for disposition	

2023

Opening Principal Amounts as of Jan 1, 2023	Transactions Debit / (Credit) during 2023	OEB-Approved Disposition during 2023	Principal Adjustments1 during 2023	Closing Principal Balance as of Dec 31, 2023	Opening Interest Amounts as of Jan 1, 2023	Interest Jan 1 to Dec 31, 2023	OEB-Approved Disposition during 2023	Interest Adjustments1 during 2023	Closing Interest Amounts as of Dec 31, 2023
0				0	0				0
0				0	0				0
0				0	0				0
0				0	0				0
0				0	0				0
0				0	0				0
0				0	0				0
0				0	0				0
0				0	0				0
0	(3,914,243)	(4,112,450)		198,207	0	127,499	116,234		11,265
0				0	0				0
0				0	0				0
0				0	0				0
0	0	0	0	0	0	0	0	0	0
0	(3,914,243)	(4,112,450)	0	198,207	0	127,499	116,234	0	11,265
0	(3,914,243)	(4,112,450)	0	198,207	0	127,499	116,234	0	11,265
0				0	0				0
0	(3,914,243)	(4,112,450)	0	198,207	0	127,499	116,234	0	11,265

2024										
Opening Principal Amounts as of Jan 1, 2024	Transactions Debit / (Credit) during 2024	OEB-Approved Disposition during 2024	Principal Adjustments1 during 2024	Closing Principal Balance as of Dec 31, 2024	Opening Interest Amounts as of Jan 1, 2024	Interest Jan 1 to Dec 31, 2024	OEB-Approved Disposition during 2024	Interest Adjustments1 during 2024	Closing Interest Amounts as of Dec 31, 2024	Opening Principal Amounts as of Jan 1, 2025
0			0	0	0			0	0	0
0			(284,678)	(284,678)	0			(15,266)	(15,266)	(284,678)
0			(2,601,775)	(2,601,775)	0			(137,908)	(137,908)	(2,601,775)
0			0	0	0			0	0	0
0			1,000,673	1,000,673	0			13,264	13,264	1,000,673
0			1,464,925	1,464,925	0			68,995	68,995	1,464,925
0			68,463	68,463	0			9,239	9,239	68,463
0			(202,806)	(202,806)	0			(67,813)	(67,813)	(202,806)
0			3,578,360	3,578,360	0			204,468	204,468	3,578,360
198,207	4,001	0		202,208	11,265	10,409	0		21,674	202,208
0	(6,767,062)	(6,174,337)		(592,726)	0	187,032	(471,654)		658,686	(592,726)
0				0	0				0	0
0				0	0				0	0
0	0	0	3,578,360	3,578,360	0	0	0	204,468	204,468	3,578,360
198,207	(6,763,062)	(6,174,337)	(555,198)	(945,716)	11,265	197,441	(471,654)	(129,488)	550,872	(945,716)
198,207	(6,763,062)	(6,174,337)	3,023,162	2,632,643	11,265	197,441	(471,654)	74,979	755,340	2,632,643
0				0	0				0	0
198,207	(6,763,062)	(6,174,337)	3,023,162	2,632,643	11,265	197,441	(471,654)	74,979	755,340	2,632,643

2025								
Transactions Debit/ (Credit) during 2025	OEB-Approved Disposition during 2025	Principal Adjustments1 during 2025	Closing Principal Balance as of Dec 31, 2025	Opening Interest Amounts as of Jan 1, 2025	Interest Jan 1 to Dec 31, 2025	OEB-Approved Disposition during 2025	Interest Adjustments1 during 2025	Closing Interest Amounts as of Dec 31, 2025
0	0		0	0	0	0		0
(47,266)	(197,846)		(134,098)	(15,266)	(3,378)	(13,589)		(5,055)
(2,930,620)	(1,947,740)		(3,584,654)	(137,908)	(15,285)	(128,469)		(24,724)
0	0		0	0	0	0		0
778,759	263,460		1,515,972	13,264	29,092	9,357		32,999
567,153	684,628		1,347,449	68,995	36,349	51,655		53,690
(41,491)	99,058		(72,085)	9,239	(986)	8,190		63
(563,531)	(851,479)	258,538	343,680	(67,813)	23,898	(65,398)		21,484
(2,911,852)	1,171,718	108,350	(396,861)	204,468	29,293	156,333		77,427
(1,127)	0		201,080	21,674	6,349	0		28,023
(2,920)	0		(595,645)	658,686	(18,674)	0		640,012
548,058	814,202		(266,144)	0	(17,975)	(139,220)		121,244
			0	0				0
(2,911,852)	1,171,718	108,350	(396,861)	204,468	29,293	156,333	0	77,427
(1,692,985)	(1,135,717)	258,538	(1,244,446)	550,872	39,389	(277,475)	0	867,736
(4,604,837)	36,001	366,888	(1,641,307)	755,340	68,682	(121,142)	0	945,163
	0		0	0				0
(4,604,837)	36,001	366,888	(1,641,307)	755,340	68,682	(121,142)	0	945,163

2026				Projected Interest on Dec-31-2026 Balances				
Principal Disposition during 2026 - instructed by OEB	Interest Disposition during 2026 - instructed by OEB	Closing Principal Balances as of Dec 31, 2024 Adjusted for Disposition during 2026	Closing Interest Balances as of Dec 31, 2024 Adjusted for Disposition during 2026	Projected Interest from Jan 1, 2026 to Dec 31, 2026 on Dec 31, 2025 balance adjusted for disposition during 2026 [2]	Projected Interest from Jan 1, 2027 to Apr 30, 2027 on Dec 31, 2025 balance adjusted for disposition during 2026 [2]	Total Interest	Total Claim	Account Disposition: Yes/No?
0		0	0	0		0	0	
(86,832)	(4,407)	(47,266)	(648)	(1,202)		(1,850)	(49,117)	
(654,034)	(30,000)	(2,930,620)	5,276	(74,527)		(69,251)	(2,999,871)	
0		0	0	0		0	0	
737,213	27,083	778,759	5,916	19,804		25,720	804,479	
780,297	41,871	567,153	11,819	14,423		26,242	593,395	
(30,595)	87	(41,491)	(24)	(1,055)		(1,079)	(42,570)	
648,673	89,888	(304,993)	(68,404)	43,839		(24,565)	(329,558)	
2,406,641	128,003	(2,803,503)	(50,576)	(70,643)		(121,219)	(2,924,722)	
		201,080	28,023	5,114		33,137	234,217	Yes
		(595,645)	640,012	(15,148)		624,865	0	No
		(266,144)	121,244	(6,768)		114,476	0	No
								No
		0	0			0	0	
2,406,641	128,003	(2,803,503)	(50,576)	(70,643)	0	(121,219)	(2,924,722)	
1,394,721	124,523	(2,639,167)	743,213	(15,520)	0	727,694	(1,789,025)	
3,801,363	252,526	(5,442,669)	692,637	(86,163)	0	606,475	(4,713,746)	
		0	0			0	0	
3,801,363	252,526	(5,442,669)	692,637	(86,163)	0	606,475	(4,713,746)	

2.1.7 RRR[5]		
As of Dec 31, 2025	Variance RRR vs. 2025 Balance (Principal + Interest)	
0	0	
(139,153)	0	
(2,060,407)	1,548,971	
0	0	
1,548,971	0	
1,401,139	(0)	
(72,022)	0	
2,394,058	2,028,894	Please provide an explanation of the variance in the Manager's Summary
(293,843)	25,591	Please provide an explanation of the variance in the Manager's Summary
229,104	1	
44,367	0	
(144,899)	0	
	0	
(293,843)	25,591	
1,652,187	2,028,896	
1,358,344	2,054,487	
	0	
1,358,344	2,054,487	

Ontario Energy Board

Incentive Rate-setting Mechanism Rate Generator for 2027 Filers

Data on this worksheet has been populated using your most recent RRR filing.

Have you confirmed the accuracy of the data below? **Yes**

If a distributor uses the actual GA price to bill non-RPP Class B customers for an entire rate class, it must exclude these customers from the allocation of the GA balance and the calculation of the resulting rate riders. These rate classes are not to be charged/refunded the general GA rate rider as they did not contribute to the GA balance.

If you have identified any issues or need any adjustments, please contact ratemodels@oeb.ca.

Rate Class	Unit	Total Metered kWh	Total Metered kW	Metered kWh for Non-RPP Customers (excluding WMP)	Metered kW for Non-RPP Customers (excluding WMP)	Metered kWh for Wholesale Market Participants (WMP)	Metered kW for Wholesale Market Participants (WMP)	Total Metered kWh less WMP consumption *(if applicable)*	Total Metered kW less WMP consumption *(if applicable)*	Account 1509 Allocation ($ distribution revenue from last COS)	1595 Recovery Proportion (2023) [1]	1568 LRAM Variance Account Class Allocation ($ amounts)	Number of Customers for Residential and GS<50 classes[3]
RESIDENTIAL SERVICE CLASSIFICATION	kWh	771,458,208	0	5,098,996	0			771,458,208	0		40%		94,957
GENERAL SERVICE LESS THAN 50 KW SERVICE CLASSIFICATION	kWh	240,967,549	0	28,901,624	0			240,967,549	0		12%		8,234
GENERAL SERVICE 50 to 4,999 kW SERVICE CLASSIFICATION	kW	867,573,865	2,251,078	713,462,464	1,859,731	12,650,727	25,055	854,923,138	2,226,023		44%		1,001
LARGE USE SERVICE CLASSIFICATION	kW	0	0	0	0			0	0		2%		0
UNMETERED SCATTERED LOAD SERVICE CLASSIFICATION	kWh	3,973,989	0	0	0			3,973,989	0		0%		917
STREET LIGHTING SERVICE CLASSIFICATION	kW	7,184,263	19,991	6,740,248	18,747			7,184,263	19,991		0%		26,262
EMBEDDED DISTRIBUTOR SERVICE CLASSIFICATION	kW	22,344,171	51,754	0	0	22,344,171	51,754	0	0		1%		1
STANDBY POWER SERVICE CLASSIFICATION	kW	0	0	0	0	0	0	0	0		0%		
	Total	1,913,502,044	2,322,823	754,203,331	1,878,478	34,994,898	76,809	1,878,507,147	2,246,014	0	100%	0	131,372

Threshold Test

Total Claim (including Account 1568)	($4,713,746)
Total Claim for Threshold Test (All Group 1 Accounts)	($4,713,746)
Threshold Test (Total claim per kWh) [2]	($0.0025)

Currently, the threshold test has been met and the default is that Group 1 account balances will be disposed. If you are requesting not to dispose of the Group 1 account balances, please select NO and provide detailed reasons in the manager's summary.

YES

[1] Residual Account balance to be allocated to rate classes in proportion to the recovery share as established when rate riders were implemented.

[2] The Threshold Test does not include the amount in 1568.

[3] The proportion of customers for the Residential and GS<50 Classes will be used to allocate Account 1551.

Ontario Energy Board

Incentive Rate-setting Mechanism Rate Generator for 2027 Filers

No input required. This workshseet allocates the deferral/variance account balances (Group 1 and Account 1568) to the appropriate classes as per EDDVAR dated July 31, 2009.

Allocation of Group 1 Accounts (including Account 1568)

Rate Class	% of Total kWh	% of Customer Numbers **	% of Total kWh adjusted for WMP	1550	1551	1580 (allocated based on Total less WMP)	1584	1586	1588 (allocated based on Total less WMP)	1595_(2023)	1568
RESIDENTIAL SERVICE CLASSIFICATION	40.3%	92.0%	41.1%	0	(45,197)	(1,231,976)	239,236	(17,163)	(135,342)	93,340	0
GENERAL SERVICE LESS THAN 50 KW SERVICE CLASSIFICATION	12.6%	8.0%	12.8%	0	(3,919)	(384,812)	74,726	(5,361)	(42,274)	28,715	0
GENERAL SERVICE 50 to 4,999 kW SERVICE CLASSIFICATION	45.3%	0.0%	45.5%	0	0	(1,365,264)	269,043	(19,301)	(149,984)	104,085	0
LARGE USE SERVICE CLASSIFICATION	0.0%	0.0%	0.0%	0	0	0	0	0	0	3,948	0
UNMETERED SCATTERED LOAD SERVICE CLASSIFICATION	0.2%	0.0%	0.2%	0	0	(6,346)	1,232	(88)	(697)	514	0
STREET LIGHTING SERVICE CLASSIFICATION	0.4%	0.0%	0.4%	0	0	(11,473)	2,228	(160)	(1,260)	912	0
EMBEDDED DISTRIBUTOR SERVICE CLASSIFICATION	1.2%	0.0%	0.0%	0	0	0	6,929	(497)	0	2,701	0
STANDBY POWER SERVICE CLASSIFICATION	0.0%	0.0%	0.0%	0	0	0	0	0	0	0	0
Total	100.0%	100.0%	100.0%	0	(49,117)	(2,999,871)	593,395	(42,570)	(329,558)	234,217	0

*** Used to allocate Account 1551 as this account records the variances arising from the Smart Metering Entity Charges to Residential and GS<50 customers.*

Ontario Energy Board

Incentive Rate-setting Mechanism Rate Generator for 2027 Filers

1a	The year Account 1589 GA was last disposed	2024	
1b	The year Account 1580 CBR Class B was last disposed	2024	Note that the sub-account was established in 2015.
2a	Did you have any customers who transitioned between Class A and Class B (transition customers) during the period the Account 1589 GA balance accumulated (i.e. from the year after the balance was last disposed per #1a above to the current year requested for disposition)?	Yes	(If you received approval to dispose of the GA account balance as at December 31, 2019, the period the GA variance accumulated would be 2020 to 2022.)
2b	Did you have any customers who transitioned between Class A and Class B (transition customers) during the period the Account 1580, sub-account CBR Class B balance accumulated (i.e. from the year after the balance was last disposed per #1b above to the current year requested for disposition)?	Yes	(If you received approval to dispose of the CBR Class B account balance as at December 31, 2019, the period the CBR Class B variance accumulated would be 2020 to 2022.)
3a	Enter the number of transition customer you had during the period the Account 1589 GA or Account 1580 CBR B balance accumulated (i.e. from the year after the balance was last disposed per #1a/1b above to the current year requested for disposition).	3	

Transition Customers - Non-loss Adjusted Billing Determinants by Customer

Customer	Rate Class		2025	
			July to December	January to June
Customer 1	GENERAL SERVICE 50 to 4,999 kW SERVICE CLASSIFICATION	kWh	1,485,210	1,325,035
		kW	4,529	3,994
		Class A/B	A	B
Customer 2	GENERAL SERVICE 50 to 4,999 kW SERVICE CLASSIFICATION	kWh	1,006,220	948,786
		kW	2,995	2,922
		Class A/B	A	B
Customer 3	GENERAL SERVICE 50 to 4,999 kW SERVICE CLASSIFICATION	kWh	483,343	449,169
		kW	2,758	2,678
		Class A/B	B	A

3b	Enter the number of rate classes in which there were customers who were Class A for the full year during the period the Account 1589 GA or Account 1580 CBR B balance accumulated (i.e. from the year after the balance was last disposed per #1a/1b above to the current year requested for disposition).	1

In the table, enter the total Class A consumption for full year Class A customers in each rate class for each year, including any transition customer's consumption identified in table 3a above that were Class A customers for the full year before/after the transition year (E.g. If a customer transitioned from Class B to A in 2021, exclude this customer's consumption for 2021 but include this customer's consumption in 2022 as they were a Class A customer for the full year).

Rate Classes with Class A Customers - Billing Determinants by Rate Class

	Rate Class		2025
Rate Class 1	GENERAL SERVICE 50 to 4,999 kW SERVICE CLASSIFICATION	kWh	252,806,912
		kW	623,925

Ontario Energy Board

centive Rate-setting Mechanism Rate Generator for 2027 Filers

This tab allocates the GA balance to transition customers (i.e Class A customers who were former Class B customers and Class B customers who were former Class A customers) who contributed to the current GA balance. The tables below calculate specific amounts for each customer who made the change. The general GA rate rider to non-RPP customers is not to be charged to the transition customers that are allocated amounts in the table below. Consistent with prior decisions, distributors are generally expected to settle the amount through 12 equal adjustments to bills.

Year the Account 1589 GA Balance Last Disposed	**2024**

Allocation of total Non-RPP Consumption (kWh) between Current Class B and Class A/B Transition Customers

		Total	2025
Non-RPP Consumption Less WMP Consumption	A	754,203,331	754,203,331
Less Class A Consumption for Partial Year Class A Customers	B	2,940,599	2,940,599
Less Consumption for Full Year Class A Customers	C	252,806,912	252,806,912
Total Class B Consumption for Years During Balance Accumulation	D = A-B-C	498,455,820	498,455,820
All Class B Consumption for Transition Customers	E	2,757,164	2,757,164
Transition Customers' Portion of Total Consumption	F = E/D	**0.55%**	

Allocation of Total GA Balance $

Total GA Balance	G	-$ 2,924,722
Transition Customers Portion of GA Balance	H=F*G	-$ 16,178
GA Balance to be disposed to Current Class B Customers through Rate Rider	I=G-H	-$ 2,908,544

Allocation of GA Balances to Class A/B Transition Customers

# of Class A/B Transition Customers		3				
Customer		**Total Metered Consumption (kWh) for Transition Customers During the Period When They Were Class B Customers**	**Metered Consumption (kWh) for Transition Customers During the Period When They Were Class B Customers in 2025**	**% of kWh**	**Customer Specific GA Allocation for the Period When They Were Class B customers**	**Monthly Equal Payments**
Customer 1		1,325,035	1,325,035	48.06%	-$ 7,775	-$ 648
Customer 2		948,786	948,786	34.41%	-$ 5,567	-$ 464
Customer 3		483,343	483,343	17.53%	-$ 2,836	-$ 236
Total		2,757,164	2,757,164	100.00%	-$ 16,178	

Ontario Energy Board

Incentive Rate-setting Mechanism Rate Generator for 2027 Filers

The purpose of this tab is to calculate the GA rate riders for all current Class B customers who did not transition between Class A and B in the period since the Account 1589 GA was last disposed. Calculations in this tab will be modified upon completion of tab 6.1a, which allocates a portion of the GA balance to transition customers, if applicable.

Effective January 2017, the billing determinant and all rate riders for the disposition of GA balances will be calculated on an energy basis (kWhs) regardless of the billing determinant used for distribution rates for the particular class.

Default Rate Rider Recovery Period (in months)	**12**
Proposed Rate Rider Recovery Period (in months)	**12**

Rate Rider Recovery to be used below

		Total Metered Non-RPP 2025 Consumption excluding WMP	Total Metered 2025 Consumption for Class A Customers that were Class A for the entire period GA balance accumulated	Total Metered 2025 Consumption for Customers that Transitioned Between Class A and B during the period GA balance accumulated	Non-RPP Metered 2025 Consumption for Current Class B Customers (Non-RPP Consumption excluding WMP, Class A and Transition Customers' Consumption)	% of total kWh	Total GA $ allocated to Current Class B Customers	GA Rate Rider	
		kWh	kWh	kWh	kWh				
RESIDENTIAL SERVICE CLASSIFICATION	kWh	5,098,996	0	0	5,098,996	1.0%	($29,919)	($0.0059)	kWh
GENERAL SERVICE LESS THAN 50 KW SERVICE CLASSIFICATION	kWh	28,901,624	0	0	28,901,624	5.8%	($169,582)	($0.0059)	kWh
GENERAL SERVICE 50 to 4,999 kW SERVICE CLASSIFICATION	kWh	713,462,464	252,806,912	5,697,763	454,957,788	91.8%	($2,669,494)	($0.0059)	kWh
LARGE USE SERVICE CLASSIFICATION	kWh	0	0	0	0	0.0%	$0	$0.0000	
UNMETERED SCATTERED LOAD SERVICE CLASSIFICATION	kWh	0	0	0	0	0.0%	$0	$0.0000	
STREET LIGHTING SERVICE CLASSIFICATION	kWh	6,740,248	0	0	6,740,248	1.4%	($39,549)	($0.0059)	kWh
EMBEDDED DISTRIBUTOR SERVICE CLASSIFICATION	kWh	0	0	0	0	0.0%	$0	$0.0000	
STANDBY POWER SERVICE CLASSIFICATION	kWh	0	0	0	0	0.0%	$0	$0.0000	
Total		754,203,331	252,806,912	5,697,763	495,698,656	100.0%	($2,908,544)		

Ontario Energy Board

Incentive Rate-setting Mechanism Rate Generator for 2027 Filers

This tab allocates the CBR Class B balance to transition customers (i.e Class A customers who were former Class B customers and Class B customers who were former Class A customers) who contributed to the current CBR Class B balance. The tables below calculate specific amounts for each customer who made the change. The general CBR Class B rate rider is not to be charged to the transition customers that are allocated amounts in the table below. Consistent with prior decisions, distributors are generally expected to settle the amount through 12 equal adjustments to bills.

Year Account 1580 CBR Class B was Last Disposed | **2024**

Allocation of Total Consumption (kWh) between Current Class B and Class A/B Transition Customers

		Total	2025
Total Consumption Less WMP Consumption	A	1,878,507,147	1,878,507,147
Less Class A Consumption for Partial Year Class A Customers	B	2,940,599	2,940,599
Less Consumption for Full Year Class A Customers	C	252,806,912	252,806,912
Total Class B Consumption for Years During Balance Accumulation	D = A-B-C	1,622,759,635	1,622,759,635
All Class B Consumption for Transition Customers	E	2,757,164	2,757,164
Transition Customers' Portion of Total Consumption	F = E/D	**0.17%**	

Allocation of Total CBR Class B Balance $

Total CBR Class B Balance	G	$ 804,479
Transition Customers Portion of CBR Class B Balance	H=F*G	$ 1,367
CBR Class B Balance to be disposed to Current Class B Customers through Rate Rider	I=G-H	$ 803,112

Allocation of CBR Class B Balances to Transition Customers

# of Class A/B Transition Customers		3				
Customer		**Total Metered Class B Consumption (kWh) for Transition Customers During the Period When They were Class B Customers**	**Metered Class B Consumption (kWh) for Transition Customers During the Period When They were Class B Customers in 2025**	**% of kWh**	**Customer Specific CBR Class B Allocation for the Period When They Were Class B Customers**	**Monthly Equal Payments**
Customer 1		1,325,035	1,325,035	48.06%	$ 657	$ 55
Customer 2		948,786	948,786	34.41%	$ 470	$ 39
Customer 3		483,343	483,343	17.53%	$ 240	$ 20
Total		2,757,164	2,757,164	100.00%	$ 1,367	$ 114

Ontario Energy Board

Incentive Rate-setting Mechanism Rate Generator for 2027 Filers

No input required. The purpose of this tab is to calculate the CBR rate riders for all current Class B customers who did not transition between Class A and B in the period since the Account 1580, sub-account CBR Class B balance accumulated.

The year Account 1580 CBR Class B was last disposed **2024**

		Total Metered 2025 Consumption Minus WMP		Total Metered 2025 Consumption for Full Year Class A Customers		Total Metered 2025 Consumption for Transition Customers		Metered 2025 Consumption for Current Class B Customers (Total Consumption LESS WMP, Class A and Transition Customers' Consumption)		% of total kWh	Total CBR Class B $ allocated to Current Class B Customers	CBR Class B Rate Rider	Unit
		kWh	kW	kWh	kW	kWh	kW	kWh	kW				
RESIDENTIAL SERVICE CLASSIFICATION	kWh	771,458,208	0	0	0	0	0	771,458,208	0	47.6%	$382,448	$0.0005	kWh
GENERAL SERVICE LESS THAN 50 KW SERVICE CLASSIFICATION	kWh	240,967,549	0	0	0	0	0	240,967,549	0	14.9%	$119,459	$0.0005	kWh
GENERAL SERVICE 50 to 4,999 kW SERVICE CLASSIFICATION	kW	854,923,138	2,226,023	252,806,912	623,925	5,697,763	19,877	596,418,462	1,582,221	36.8%	$295,673	$0.1869	kW
LARGE USE SERVICE CLASSIFICATION	kW	0	0	0	0	0	0	0	0	0.0%	$0	$0.0000	kW
UNMETERED SCATTERED LOAD SERVICE CLASSIFICATION	kWh	3,973,989	0	0	0	0	0	3,973,989	0	0.2%	$1,970	$0.0005	kWh
STREET LIGHTING SERVICE CLASSIFICATION	kW	7,184,263	19,991	0	0	0	0	7,184,263	19,991	0.4%	$3,562	$0.1782	kW
EMBEDDED DISTRIBUTOR SERVICE CLASSIFICATION	kW	0	0	0	0	0	0	0	0	0.0%	$0	$0.0000	kW
STANDBY POWER SERVICE CLASSIFICATION	kW	0	0	0	0	0	0	0	0	0.0%	$0	$0.0000	kW
Total		1,878,507,147	2,246,014	252,806,912	623,925	5,697,763	19,877	1,620,002,471	1,602,212	100.0%	$803,112		

Ontario Energy Board

Incentive Rate-setting Mechanism Rate Generator for 2027 Filers

Input required at cells C13 and C14. This worksheet calculates rate riders related to the Deferral/Variance Account Disposition (if applicable) and rate riders for Account 1568. Rate Riders will not be generated for the microFIT class.

Default Rate Rider Recovery Period (in months)	12	
DVA Proposed Rate Rider Recovery Period (in months)	12	Rate Rider Recovery to be used below
LRAM Proposed Rate Rider Recovery Period (in months)	12	Rate Rider Recovery to be used below

Rate Class	Unit	Total Metered kWh	Metered kW or kVA	Total Metered kWh less WMP consumption	Total Metered kW less WMP consumption	Allocation of Group 1 Account Balances to All Classes [2]	Allocation of Group 1 Account Balances to Non-WMP Classes Only (If Applicable) [2]	Deferral/Variance Account Rate Rider [2]	Deferral/Variance Account Rate Rider for Non-WMP (if applicable) [2]	Account 1568 Rate Rider
RESIDENTIAL SERVICE CLASSIFICATION	kWh	771,458,208	0	771,458,208	0	(1,097,101)		(0.0014)	0.0000	0.0000
GENERAL SERVICE LESS THAN 50 KW SERVICE CLASSIFICATION	kWh	240,967,549	0	240,967,549	0	(332,924)		(0.0014)	0.0000	0.0000
GENERAL SERVICE 50 to 4,999 kW SERVICE CLASSIFICATION	kW	867,573,865	2,251,078	854,923,138	2,226,023	353,827	(1,515,249)	0.1572	(0.6807)	0.0000
LARGE USE SERVICE CLASSIFICATION	kW	0	0	0	0	3,948		0.0000	0.0000	0.0000
UNMETERED SCATTERED LOAD SERVICE CLASSIFICATION	kWh	3,973,989	0	3,973,989	0	(5,385)		(0.0014)	0.0000	0.0000
STREET LIGHTING SERVICE CLASSIFICATION	kW	7,184,263	19,991	7,184,263	19,991	(9,753)		(0.4879)	0.0000	0.0000
EMBEDDED DISTRIBUTOR SERVICE CLASSIFICATION	kW	22,344,171	51,754	0	0	9,133		0.1765	0.0000	0.0000
STANDBY POWER SERVICE CLASSIFICATION	kW	0	0	0	0	0		0.0000	0.0000	0.0000

[1] When calculating the revenue reconciliation for distributors with Class A customers, the balances of sub-account 1580-CBR Class B will not be taken into consideration if there are Class A customers since the rate riders, if any, are calculated separately.
[2] Only for rate classes with WMP customers are the Deferral/Variance Account Rate Riders for Non-WMP (column H and J) calculated separately. For all rate classes without WMP customers, balances in account 1580 and 1588 are included in column G and disposed through a combined Deferral/Variance Account and Rate Rider.

Ontario Energy Board

Incentive Rate-setting Mechanism Rate Generator for 2027 Filers

Summary - Sharing of Tax Change Forecast Amounts

	2020	2027
OEB-Approved Rate Base	$ 239,578,611	$ 239,578,611
OEB-Approved Regulatory Taxable Income	-$ 3,633,064	-$ 3,633,064
Federal General Rate		15.0%
Federal Small Business Rate		9.0%
Federal Small Business Rate (calculated effective rate)[1,2]		15.0%
Ontario General Rate		11.5%
Ontario Small Business Rate		3.2%
Ontario Small Business Rate (calculated effective rate)[1,2]		11.5%
Federal Small Business Limit		$ 500,000
Ontario Small Business Limit		$ 500,000
Federal Taxes Payable		-$ 544,960
Provincial Taxes Payable		-$ 417,802
Federal Effective Tax Rate		15.0%
Provincial Effective Tax Rate		11.5%
Combined Effective Tax Rate		26.5%
Total Income Taxes Payable	$ -	-$ 962,762
OEB-Approved Total Tax Credits (enter as positive number)	$ -	$ -
Income Tax Provision	$ -	$ -
Grossed-up Income Taxes	$ -	$ -
Incremental Grossed-up Tax Amount		$ -
Sharing of Tax Amount (50%)		**$ -**

Notes

1. The appropriate Federal and Ontario small business rates are calculated in the Income/PILs Workform. The Federal and Ontario small business deduction:
   a. is applicable if taxable capital is below $10 million.
   b. is phased out with taxable capital of more than $10 million.
   c. is completely eliminated when the taxable capital is $50 million or more.

This is effective for taxation years starting in 2023. Prior to 2023, the small business deduction was completely eliminated when taxable capital was $15 million or more.

2. The OEB's proxy for taxable capital is rate base.

Ontario Energy Board

Incentive Rate-setting Mechanism Rate Generator for 2027 Filers

Calculation of Rebased Revenue Requirement and Allocation of Tax Sharing Amount. Enter data from the last OEB-approved Cost of Service application in columns C through H.

As per Chapter 3 Filing Requirements, shared tax rate riders are based on a 1 year disposition.

Rate Class		Re-based Billed Customers or Connections	Re-based Billed kWh	Re-based Billed kW	Re-based Service Charge	Re-based Distribution Volumetric Rate kWh	Re-based Distribution Volumetric Rate kW	Service Charge Revenue	Distribution Volumetric Rate Revenue kWh	Distribution Volumetric Rate Revenue kW	Revenue Requirement from Rates	Service Charge % Revenue	Distribution Volumetric Rate % Revenue kWh	Distribution Volumetric Rate % Revenue kW	Total % Revenue
RESIDENTIAL SERVICE CLASSIFICATION	kWh							0	0	0	0	0.0%	0.0%	0.0%	0.0%
GENERAL SERVICE LESS THAN 50 KW SERVICE CLASSIFICATION	kWh							0	0	0	0	0.0%	0.0%	0.0%	0.0%
GENERAL SERVICE 50 to 4,999 kW SERVICE CLASSIFICATION	kW							0	0	0	0	0.0%	0.0%	0.0%	0.0%
LARGE USE SERVICE CLASSIFICATION	kW							0	0	0	0	0.0%	0.0%	0.0%	0.0%
UNMETERED SCATTERED LOAD SERVICE CLASSIFICATION	kWh							0	0	0	0	0.0%	0.0%	0.0%	0.0%
STREET LIGHTING SERVICE CLASSIFICATION	kW							0	0	0	0	0.0%	0.0%	0.0%	0.0%
EMBEDDED DISTRIBUTOR SERVICE CLASSIFICATION	kW							0	0	0	0	0.0%	0.0%	0.0%	0.0%
STANDBY POWER SERVICE CLASSIFICATION	kW							0	0	0	0	0.0%	0.0%	0.0%	0.0%
Total		0	0	0				0	0	0	0				0.0%

Rate Class		Total kWh (most recent RRR filing)	Total kW (most recent RRR filing)	Allocation of Tax Savings by Rate Class	Distribution Rate Rider	
RESIDENTIAL SERVICE CLASSIFICATION	kWh	771,458,208		0	0.00	$/customer
GENERAL SERVICE LESS THAN 50 KW SERVICE CLASSIFICATION	kWh	240,967,549		0	0.0000	kWh
GENERAL SERVICE 50 to 4,999 kW SERVICE CLASSIFICATION	kW	867,573,865	2,251,078	0	0.0000	kW
LARGE USE SERVICE CLASSIFICATION	kW			0	0.0000	kW
UNMETERED SCATTERED LOAD SERVICE CLASSIFICATION	kWh	3,973,989		0	0.0000	kWh
STREET LIGHTING SERVICE CLASSIFICATION	kW	7,184,263	19,991	0	0.0000	kW
EMBEDDED DISTRIBUTOR SERVICE CLASSIFICATION	kW	22,344,171	51,754	0	0.0000	kW
STANDBY POWER SERVICE CLASSIFICATION	kW			0	0.0000	kW
Total		1,913,502,044	2,322,823	$0		

Ontario Energy Board

Incentive Rate-setting Mechanism Rate Generator for 2027 Filers

Columns E and F have been populated with data from the most recent RRR filing. Rate classes that have more than one Network or Connection charge will notice that the cells are highlighted in green and unlocked. If the data needs to be modified, please make the necessary adjustments and note the changes in your manager's summary. As well, the Loss Factor has been imported from Tab 2.

EV Multiplier: 0.17

Rate Class	Rate Description	Unit	Rate	Non-Loss Adjusted Metered kWh	Non-Loss Adjusted Metered kW	Applicable Loss Factor	Loss Adjusted Billed kWh
Residential Service Classification	Retail Transmission Rate - Network Service Rate	$/kWh	0.0114	771,458,208	0	1.0350	798,459,246
Residential Service Classification	Retail Transmission Rate - Line and Transformation Connection Service Rate	$/kWh	0.0017	771,458,208	0	1.0350	798,459,246
General Service Less Than 50 kW Service Classification	Retail Transmission Rate - Network Service Rate	$/kWh	0.0099	240,967,549	0	1.0350	249,401,413
General Service Less Than 50 kW Service Classification	Retail Transmission Rate - Line and Transformation Connection Service Rate	$/kWh	0.0016	240,967,549	0	1.0350	249,401,413
General Service 50 To 4,999 kW Service Classification	Retail Transmission Rate - Network Service Rate	$/kW	5.2398	867,573,865	2,251,078		
General Service 50 To 4,999 kW Service Classification	Retail Transmission Rate - Network Service Rate - EV CHARGING	$/kW	0.8908	0	0		
General Service 50 To 4,999 kW Service Classification	Retail Transmission Rate - Line and Transformation Connection Service Rate	$/kW	0.9146	867,573,865	2,251,078		
General Service 50 To 4,999 kW Service Classification	Retail Transmission Rate - Line and Transformation Connection Service Rate - EV CHARGINC	$/kW	0.1555	0	0		
Large Use Service Classification	Retail Transmission Rate - Network Service Rate - Interval Metered	$/kW	4.8830	0	0		
Large Use Service Classification	Retail Transmission Rate - Line and Transformation Connection Service Rate - Interval Metere	$/kW	0.8728	0	0		
Unmetered Scattered Load Service Classification	Retail Transmission Rate - Network Service Rate	$/kWh	0.0099	3,973,989	0	1.0350	4,113,078
Unmetered Scattered Load Service Classification	Retail Transmission Rate - Line and Transformation Connection Service Rate	$/kWh	0.0016	3,973,989	0	1.0350	4,113,078
Street Lighting Service Classification	Retail Transmission Rate - Network Service Rate	$/kW	3.1863	7,184,263	19,991		
Street Lighting Service Classification	Retail Transmission Rate - Line and Transformation Connection Service Rate	$/kW	0.5567	7,184,263	19,991		
Embedded Distributor Service Classification	Retail Transmission Rate - Network Service Rate	$/kW	4.9405	22,344,171	51,754		
Embedded Distributor Service Classification	Retail Transmission Rate - Line and Transformation Connection Service Rate	$/kW	0.8627	22,344,171	51,754		

Ontario Energy Board

Incentive Rate-setting Mechanism Rate Generator for 2027 Filers

Uniform Transmission Rates	Unit	2025 Jan to Jun	2025 Jul to Dec	2026 Jan to Jun	2026 Jul to Dec	2027
Rate Description		Rate		Rate		Rate
Network Service Rate	kW	$ 6.37	$ 6.37	$ 6.39	$ 6.39	$ 6.39
Line Connection Service Rate	kW	$ 1.00	$ 1.00	$ 1.03	$ 1.03	$ 1.03
Transformation Connection Service Rate	kW	$ 3.39	$ 3.39	$ 3.47	$ 3.47	$ 3.47

Hydro One Sub-Transmission Rates	Unit	2025	2026	2027
Rate Description		Rate	Rate	Rate
Network Service Rate	kW	$ 5.3280	$ 5.4708	$ 5.4708
Line Connection Service Rate	kW	$ 0.6882	$ 0.7054	$ 0.7054
Transformation Connection Service Rate	kW	$ 3.4894	$ 3.5764	$ 3.5764
Both Line and Transformation Connection Service Rate	kW	$ 4.1776	$ 4.2818	$ 4.2818

If needed, add extra host here. (I)	Unit	2025	2026	2027
Rate Description		Rate	Rate	Rate
Network Service Rate	kW			
Line Connection Service Rate	kW			
Transformation Connection Service Rate	kW			
Both Line and Transformation Connection Service Rate	kW	$ -	$ -	$ -

If needed, add extra host here. (II)	Unit	2025	2026	2027
Rate Description		Rate	Rate	Rate
Network Service Rate	kW			
Line Connection Service Rate	kW			
Transformation Connection Service Rate	kW			
Both Line and Transformation Connection Service Rate	kW	$ -	$ -	$ -

		Historical 2025	Current 2026	Forecast 2027
Low Voltage Switchgear Credit (if applicable, enter as a negative value)	$			

Ontario Energy Board

Incentive Rate-setting Mechanism Rate Generator for 2027 Filers

In the green shaded cells, enter billing detail for wholesale transmission for the same reporting period as the billing determinants on Tab 10. For Hydro One Sub-transmission Rates, if you are charged a combined Line and Transformer connection rate, please ensure that both the Line Connection and Transformation Connection columns are completed.
If any of the Hydro One Sub-transmission rates (column E, I and M) are highlighted in red, please double check the billing data entered in "Units Billed" and "Amount" columns. The highlighted rates do not match the Hydro One Sub-transmission rates approved for that time period. If data has been entered correctly, please provide explanation for the discrepancy in rates.

IESO	Network			Line Connection			Transformation Connection			Total Connection
Month	Units Billed	Rate	Amount	Units Billed	Rate	Amount	Units Billed	Rate	Amount	Amount
January	309,541	$6.37	$ 1,971,776	321,493	$1.00	$ 321,493		$0.00		$ 321,493
February	293,314	$6.37	$ 1,868,410	297,896	$1.00	$ 297,896		$0.00		$ 297,896
March	282,112	$6.37	$ 1,797,053	290,155	$1.00	$ 290,155		$0.00		$ 290,155
April	264,122	$6.37	$ 1,682,457	269,889	$1.00	$ 269,889		$0.00		$ 269,889
May	249,514	$6.37	$ 1,589,404	258,332	$1.00	$ 258,332		$0.00		$ 258,332
June	399,051	$6.37	$ 2,541,955	411,074	$1.00	$ 411,074		$0.00		$ 411,074
July	384,971	$6.37	$ 2,452,265	388,587	$1.00	$ 388,587		$0.00		$ 388,587
August	376,021	$6.37	$ 2,395,254	390,091	$1.00	$ 390,091		$0.00		$ 390,091
September	293,722	$6.37	$ 1,871,009	308,807	$1.00	$ 308,807		$0.00		$ 308,807
October	286,934	$6.37	$ 1,827,770	291,700	$1.00	$ 291,700		$0.00		$ 291,700
November	270,492	$6.37	$ 1,723,034	287,049	$1.00	$ 287,049		$0.00		$ 287,049
December	289,177	$6.37	$ 1,842,057	309,987	$1.00	$ 309,987		$0.00		$ 309,987
Total	3,698,971	$ 6.37	$ 23,562,445	3,825,060	$ 1.00	$ 3,825,060	-	$ -	$ -	$ 3,825,060

Hydro One	Network			Line Connection			Transformation Connection			Total Connection
Month	Units Billed	Rate	Amount	Units Billed	Rate	Amount	Units Billed	Rate	Amount	Amount
January										$ -
February										$ -
March										$ -
April										$ -
May										$ -
June										$ -
July										$ -
August										$ -
September										$ -
October										$ -
November										$ -
December										$ -
Total	-	$ -	$ -	-	$ -	$ -	-	$ -	$ -	$ -

If needed, add extra host here. (I)	Network			Line Connection			Transformation Connection			Total Connection
Month	Units Billed	Rate	Amount	Units Billed	Rate	Amount	Units Billed	Rate	Amount	Amount
January		$ -			$ -			$ -		$ -
February		$ -			$ -			$ -		$ -
March		$ -			$ -			$ -		$ -
April		$ -			$ -			$ -		$ -
May		$ -			$ -			$ -		$ -
June		$ -			$ -			$ -		$ -
July		$ -			$ -			$ -		$ -
August		$ -			$ -			$ -		$ -
September		$ -			$ -			$ -		$ -
October		$ -			$ -			$ -		$ -
November		$ -			$ -			$ -		$ -
December		$ -			$ -			$ -		$ -
Total	-	$ -	$ -	-	$ -	$ -	-	$ -	$ -	$ -

If needed, add extra host here. (II)	Network			Line Connection			Transformation Connection			Total Connection
Month	Units Billed	Rate	Amount	Units Billed	Rate	Amount	Units Billed	Rate	Amount	Amount
January		$ -			$ -			$ -		$ -
February		$ -			$ -			$ -		$ -
March		$ -			$ -			$ -		$ -
April		$ -			$ -			$ -		$ -
May		$ -			$ -			$ -		$ -
June		$ -			$ -			$ -		$ -
July		$ -			$ -			$ -		$ -
August		$ -			$ -			$ -		$ -
September		$ -			$ -			$ -		$ -
October		$ -			$ -			$ -		$ -
November		$ -			$ -			$ -		$ -
December		$ -			$ -			$ -		$ -
Total	-	$ -	$ -	-	$ -	$ -	-	$ -	$ -	$ -

Total	Network			Line Connection			Transformation Connection			Total Connection
Month	Units Billed	Rate	Amount	Units Billed	Rate	Amount	Units Billed	Rate	Amount	Amount
January	309,541	$ 6.3700	$ 1,971,776	321,493	$ 1.0000	$ 321,493	-	$ -	$ -	$ 321,493
February	293,314	$ 6.3700	$ 1,868,410	297,896	$ 1.0000	$ 297,896	-	$ -	$ -	$ 297,896
March	282,112	$ 6.3700	$ 1,797,053	290,155	$ 1.0000	$ 290,155	-	$ -	$ -	$ 290,155
April	264,122	$ 6.3700	$ 1,682,457	269,889	$ 1.0000	$ 269,889	-	$ -	$ -	$ 269,889
May	249,514	$ 6.3700	$ 1,589,404	258,332	$ 1.0000	$ 258,332	-	$ -	$ -	$ 258,332
June	399,051	$ 6.3700	$ 2,541,955	411,074	$ 1.0000	$ 411,074	-	$ -	$ -	$ 411,074
July	384,971	$ 6.3700	$ 2,452,265	388,587	$ 1.0000	$ 388,587	-	$ -	$ -	$ 388,587
August	376,021	$ 6.3700	$ 2,395,254	390,091	$ 1.0000	$ 390,091	-	$ -	$ -	$ 390,091
September	293,722	$ 6.3700	$ 1,871,009	308,807	$ 1.0000	$ 308,807	-	$ -	$ -	$ 308,807
October	286,934	$ 6.3700	$ 1,827,770	291,700	$ 1.0000	$ 291,700	-	$ -	$ -	$ 291,700
November	270,492	$ 6.3700	$ 1,723,034	287,049	$ 1.0000	$ 287,049	-	$ -	$ -	$ 287,049
December	289,177	$ 6.3700	$ 1,842,057	309,987	$ 1.0000	$ 309,987	-	$ -	$ -	$ 309,987
Total	3,698,971	$ 6.37	$ 23,562,445	3,825,060	$ 1.00	$ 3,825,060	-	$ -	$ -	$ 3,825,060

Low Voltage Switchgear Credit (if applicable)	$ -
Total including deduction for Low Voltage Switchgear Credit	$ 3,825,060

Ontario Energy Board

Incentive Rate-setting Mechanism Rate Generator for 2027 Filers

The purpose of this sheet is to calculate the expected billing when current 2026 Uniform Transmission Rates and Hydro One Sub-Transmission Rates are applied against historical 2025 transmission units.

IESO	Network			Line Connection			Transformation Connection			Total Connection
Month	**Units Billed**	**Rate**	**Amount**	**Units Billed**	**Rate**	**Amount**	**Units Billed**	**Rate**	**Amount**	**Amount**
January	309,541	$ 6.3900	$ 1,977,967	321,493	$ 1.0300	$ 331,138	-	$ 3.4700	$ -	$ 331,138
February	293,314	$ 6.3900	$ 1,874,276	297,896	$ 1.0300	$ 306,833	-	$ 3.4700	$ -	$ 306,833
March	282,112	$ 6.3900	$ 1,802,696	290,155	$ 1.0300	$ 298,860	-	$ 3.4700	$ -	$ 298,860
April	264,122	$ 6.3900	$ 1,687,740	269,889	$ 1.0300	$ 277,986	-	$ 3.4700	$ -	$ 277,986
May	249,514	$ 6.3900	$ 1,594,394	258,332	$ 1.0300	$ 266,082	-	$ 3.4700	$ -	$ 266,082
June	399,051	$ 6.3900	$ 2,549,936	411,074	$ 1.0300	$ 423,406	-	$ 3.4700	$ -	$ 423,406
July	384,971	$ 6.3900	$ 2,459,965	388,587	$ 1.0300	$ 400,245	-	$ 3.4700	$ -	$ 400,245
August	376,021	$ 6.3900	$ 2,402,774	390,091	$ 1.0300	$ 401,794	-	$ 3.4700	$ -	$ 401,794
September	293,722	$ 6.3900	$ 1,876,884	308,807	$ 1.0300	$ 318,071	-	$ 3.4700	$ -	$ 318,071
October	286,934	$ 6.3900	$ 1,833,508	291,700	$ 1.0300	$ 300,451	-	$ 3.4700	$ -	$ 300,451
November	270,492	$ 6.3900	$ 1,728,444	287,049	$ 1.0300	$ 295,660	-	$ 3.4700	$ -	$ 295,660
December	289,177	$ 6.3900	$ 1,847,841	309,987	$ 1.0300	$ 319,287	-	$ 3.4700	$ -	$ 319,287
Total	3,698,971	$ 6.39	$ 23,636,425	3,825,060	$ 1.03	$ 3,939,812	-	$ -	$ -	$ 3,939,812

Hydro One	Network			Line Connection			Transformation Connection			Total Connection
Month	**Units Billed**	**Rate**	**Amount**	**Units Billed**	**Rate**	**Amount**	**Units Billed**	**Rate**	**Amount**	**Amount**
January	-	$ 5.4708	$ -	-	$ 0.7054	$ -	-	$ 3.5764	$ -	$ -
February	-	$ 5.4708	$ -	-	$ 0.7054	$ -	-	$ 3.5764	$ -	$ -
March	-	$ 5.4708	$ -	-	$ 0.7054	$ -	-	$ 3.5764	$ -	$ -
April	-	$ 5.4708	$ -	-	$ 0.7054	$ -	-	$ 3.5764	$ -	$ -
May	-	$ 5.4708	$ -	-	$ 0.7054	$ -	-	$ 3.5764	$ -	$ -
June	-	$ 5.4708	$ -	-	$ 0.7054	$ -	-	$ 3.5764	$ -	$ -
July	-	$ 5.4708	$ -	-	$ 0.7054	$ -	-	$ 3.5764	$ -	$ -
August	-	$ 5.4708	$ -	-	$ 0.7054	$ -	-	$ 3.5764	$ -	$ -
September	-	$ 5.4708	$ -	-	$ 0.7054	$ -	-	$ 3.5764	$ -	$ -
October	-	$ 5.4708	$ -	-	$ 0.7054	$ -	-	$ 3.5764	$ -	$ -
November	-	$ 5.4708	$ -	-	$ 0.7054	$ -	-	$ 3.5764	$ -	$ -
December	-	$ 5.4708	$ -	-	$ 0.7054	$ -	-	$ 3.5764	$ -	$ -
Total	-	$ -	$ -	-	$ -	$ -	-	$ -	$ -	$ -

If needed, add extra host here. (I)	Network			Line Connection			Transformation Connection			Total Connection
Month	**Units Billed**	**Rate**	**Amount**	**Units Billed**	**Rate**	**Amount**	**Units Billed**	**Rate**	**Amount**	**Amount**
January	-	$ -	$ -	-	$ -	$ -	-	$ -	$ -	$ -
February	-	$ -	$ -	-	$ -	$ -	-	$ -	$ -	$ -
March	-	$ -	$ -	-	$ -	$ -	-	$ -	$ -	$ -
April	-	$ -	$ -	-	$ -	$ -	-	$ -	$ -	$ -
May	-	$ -	$ -	-	$ -	$ -	-	$ -	$ -	$ -
June	-	$ -	$ -	-	$ -	$ -	-	$ -	$ -	$ -
July	-	$ -	$ -	-	$ -	$ -	-	$ -	$ -	$ -
August	-	$ -	$ -	-	$ -	$ -	-	$ -	$ -	$ -
September	-	$ -	$ -	-	$ -	$ -	-	$ -	$ -	$ -
October	-	$ -	$ -	-	$ -	$ -	-	$ -	$ -	$ -
November	-	$ -	$ -	-	$ -	$ -	-	$ -	$ -	$ -
December	-	$ -	$ -	-	$ -	$ -	-	$ -	$ -	$ -
Total	-	$ -	$ -	-	$ -	$ -	-	$ -	$ -	$ -

If needed, add extra host here. (II)	Network			Line Connection			Transformation Connection			Total Connection
Month	**Units Billed**	**Rate**	**Amount**	**Units Billed**	**Rate**	**Amount**	**Units Billed**	**Rate**	**Amount**	**Amount**
January	-	$ -	$ -	-	$ -	$ -	-	$ -	$ -	$ -
February	-	$ -	$ -	-	$ -	$ -	-	$ -	$ -	$ -
March	-	$ -	$ -	-	$ -	$ -	-	$ -	$ -	$ -
April	-	$ -	$ -	-	$ -	$ -	-	$ -	$ -	$ -
May	-	$ -	$ -	-	$ -	$ -	-	$ -	$ -	$ -
June	-	$ -	$ -	-	$ -	$ -	-	$ -	$ -	$ -
July	-	$ -	$ -	-	$ -	$ -	-	$ -	$ -	$ -
August	-	$ -	$ -	-	$ -	$ -	-	$ -	$ -	$ -
September	-	$ -	$ -	-	$ -	$ -	-	$ -	$ -	$ -
October	-	$ -	$ -	-	$ -	$ -	-	$ -	$ -	$ -
November	-	$ -	$ -	-	$ -	$ -	-	$ -	$ -	$ -
December	-	$ -	$ -	-	$ -	$ -	-	$ -	$ -	$ -
Total	-	$ -	$ -	-	$ -	$ -	-	$ -	$ -	$ -

Total	Network			Line Connection			Transformation Connection			Total Connection
Month	**Units Billed**	**Rate**	**Amount**	**Units Billed**	**Rate**	**Amount**	**Units Billed**	**Rate**	**Amount**	**Amount**
January	309,541	$ 6.3900	$ 1,977,967	321,493	$ 1.0300	$ 331,138	-	$ -	$ -	$ 331,138
February	293,314	$ 6.3900	$ 1,874,276	297,896	$ 1.0300	$ 306,833	-	$ -	$ -	$ 306,833
March	282,112	$ 6.3900	$ 1,802,696	290,155	$ 1.0300	$ 298,860	-	$ -	$ -	$ 298,860
April	264,122	$ 6.3900	$ 1,687,740	269,889	$ 1.0300	$ 277,986	-	$ -	$ -	$ 277,986
May	249,514	$ 6.3900	$ 1,594,394	258,332	$ 1.0300	$ 266,082	-	$ -	$ -	$ 266,082
June	399,051	$ 6.3900	$ 2,549,936	411,074	$ 1.0300	$ 423,406	-	$ -	$ -	$ 423,406
July	384,971	$ 6.3900	$ 2,459,965	388,587	$ 1.0300	$ 400,245	-	$ -	$ -	$ 400,245
August	376,021	$ 6.3900	$ 2,402,774	390,091	$ 1.0300	$ 401,794	-	$ -	$ -	$ 401,794
September	293,722	$ 6.3900	$ 1,876,884	308,807	$ 1.0300	$ 318,071	-	$ -	$ -	$ 318,071
October	286,934	$ 6.3900	$ 1,833,508	291,700	$ 1.0300	$ 300,451	-	$ -	$ -	$ 300,451
November	270,492	$ 6.3900	$ 1,728,444	287,049	$ 1.0300	$ 295,660	-	$ -	$ -	$ 295,660
December	289,177	$ 6.3900	$ 1,847,841	309,987	$ 1.0300	$ 319,287	-	$ -	$ -	$ 319,287
Total	3,698,971	$ 6.39	$ 23,636,425	3,825,060	$ 1.03	$ 3,939,812	-	$ -	$ -	$ 3,939,812

Low Voltage Switchgear Credit (if applicable)	$ -
Total including deduction for Low Voltage Switchgear Credit	$ 3,939,812

Ontario Energy Board

Incentive Rate-setting Mechanism Rate Generator for 2027 Filers

The purpose of this sheet is to calculate the expected billing when forecasted 2027 Uniform Transmission Rates and Hydro One Sub-Transmission Rates are applied against historical 2025 transmission units.

IESO	Network			Line Connection			Transformation Connection			Total Connection
Month	**Units Billed**	**Rate**	**Amount**	**Units Billed**	**Rate**	**Amount**	**Units Billed**	**Rate**	**Amount**	**Amount**
January	309,541	$ 6.3900	$ 1,977,967	321,493	$ 1.0300	$ 331,138	-	$ 3.4700	$ -	$ 331,138
February	293,314	$ 6.3900	$ 1,874,276	297,896	$ 1.0300	$ 306,833	-	$ 3.4700	$ -	$ 306,833
March	282,112	$ 6.3900	$ 1,802,696	290,155	$ 1.0300	$ 298,860	-	$ 3.4700	$ -	$ 298,860
April	264,122	$ 6.3900	$ 1,687,740	269,889	$ 1.0300	$ 277,986	-	$ 3.4700	$ -	$ 277,986
May	249,514	$ 6.3900	$ 1,594,394	258,332	$ 1.0300	$ 266,082	-	$ 3.4700	$ -	$ 266,082
June	399,051	$ 6.3900	$ 2,549,936	411,074	$ 1.0300	$ 423,406	-	$ 3.4700	$ -	$ 423,406
July	384,971	$ 6.3900	$ 2,459,965	388,587	$ 1.0300	$ 400,245	-	$ 3.4700	$ -	$ 400,245
August	376,021	$ 6.3900	$ 2,402,774	390,091	$ 1.0300	$ 401,794	-	$ 3.4700	$ -	$ 401,794
September	293,722	$ 6.3900	$ 1,876,884	308,807	$ 1.0300	$ 318,071	-	$ 3.4700	$ -	$ 318,071
October	286,934	$ 6.3900	$ 1,833,508	291,700	$ 1.0300	$ 300,451	-	$ 3.4700	$ -	$ 300,451
November	270,492	$ 6.3900	$ 1,728,444	287,049	$ 1.0300	$ 295,660	-	$ 3.4700	$ -	$ 295,660
December	289,177	$ 6.3900	$ 1,847,841	309,987	$ 1.0300	$ 319,287	-	$ 3.4700	$ -	$ 319,287
Total	3,698,971	$ 6.39	$ 23,636,425	3,825,060	$ 1.03	$ 3,939,812	-	$ -	$ -	$ 3,939,812

Hydro One	Network			Line Connection			Transformation Connection			Total Connection
Month	**Units Billed**	**Rate**	**Amount**	**Units Billed**	**Rate**	**Amount**	**Units Billed**	**Rate**	**Amount**	**Amount**
January	-	$ 5.4708	$ -	-	$ 0.7054	$ -	-	$ 3.5764	$ -	$ -
February	-	$ 5.4708	$ -	-	$ 0.7054	$ -	-	$ 3.5764	$ -	$ -
March	-	$ 5.4708	$ -	-	$ 0.7054	$ -	-	$ 3.5764	$ -	$ -
April	-	$ 5.4708	$ -	-	$ 0.7054	$ -	-	$ 3.5764	$ -	$ -
May	-	$ 5.4708	$ -	-	$ 0.7054	$ -	-	$ 3.5764	$ -	$ -
June	-	$ 5.4708	$ -	-	$ 0.7054	$ -	-	$ 3.5764	$ -	$ -
July	-	$ 5.4708	$ -	-	$ 0.7054	$ -	-	$ 3.5764	$ -	$ -
August	-	$ 5.4708	$ -	-	$ 0.7054	$ -	-	$ 3.5764	$ -	$ -
September	-	$ 5.4708	$ -	-	$ 0.7054	$ -	-	$ 3.5764	$ -	$ -
October	-	$ 5.4708	$ -	-	$ 0.7054	$ -	-	$ 3.5764	$ -	$ -
November	-	$ 5.4708	$ -	-	$ 0.7054	$ -	-	$ 3.5764	$ -	$ -
December	-	$ 5.4708	$ -	-	$ 0.7054	$ -	-	$ 3.5764	$ -	$ -
Total	-	$ -	$ -	-	$ -	$ -	-	$ -	$ -	$ -

If needed, add extra host here. (I)	Network			Line Connection			Transformation Connection			Total Connection
Month	**Units Billed**	**Rate**	**Amount**	**Units Billed**	**Rate**	**Amount**	**Units Billed**	**Rate**	**Amount**	**Amount**
January	-	$ -	$ -	-	$ -	$ -	-	$ -	$ -	$ -
February	-	$ -	$ -	-	$ -	$ -	-	$ -	$ -	$ -
March	-	$ -	$ -	-	$ -	$ -	-	$ -	$ -	$ -
April	-	$ -	$ -	-	$ -	$ -	-	$ -	$ -	$ -
May	-	$ -	$ -	-	$ -	$ -	-	$ -	$ -	$ -
June	-	$ -	$ -	-	$ -	$ -	-	$ -	$ -	$ -
July	-	$ -	$ -	-	$ -	$ -	-	$ -	$ -	$ -
August	-	$ -	$ -	-	$ -	$ -	-	$ -	$ -	$ -
September	-	$ -	$ -	-	$ -	$ -	-	$ -	$ -	$ -
October	-	$ -	$ -	-	$ -	$ -	-	$ -	$ -	$ -
November	-	$ -	$ -	-	$ -	$ -	-	$ -	$ -	$ -
December	-	$ -	$ -	-	$ -	$ -	-	$ -	$ -	$ -
Total	-	$ -	$ -	-	$ -	$ -	-	$ -	$ -	$ -

If needed, add extra host here. (II)	Network			Line Connection			Transformation Connection			Total Connection
Month	**Units Billed**	**Rate**	**Amount**	**Units Billed**	**Rate**	**Amount**	**Units Billed**	**Rate**	**Amount**	**Amount**
January	-	$ -	$ -	-	$ -	$ -	-	$ -	$ -	$ -
February	-	$ -	$ -	-	$ -	$ -	-	$ -	$ -	$ -
March	-	$ -	$ -	-	$ -	$ -	-	$ -	$ -	$ -
April	-	$ -	$ -	-	$ -	$ -	-	$ -	$ -	$ -
May	-	$ -	$ -	-	$ -	$ -	-	$ -	$ -	$ -
June	-	$ -	$ -	-	$ -	$ -	-	$ -	$ -	$ -
July	-	$ -	$ -	-	$ -	$ -	-	$ -	$ -	$ -
August	-	$ -	$ -	-	$ -	$ -	-	$ -	$ -	$ -
September	-	$ -	$ -	-	$ -	$ -	-	$ -	$ -	$ -
October	-	$ -	$ -	-	$ -	$ -	-	$ -	$ -	$ -
November	-	$ -	$ -	-	$ -	$ -	-	$ -	$ -	$ -
December	-	$ -	$ -	-	$ -	$ -	-	$ -	$ -	$ -
Total	-	$ -	$ -	-	$ -	$ -	-	$ -	$ -	$ -

Total	Network			Line Connection			Transformation Connection			Total Connection
Month	**Units Billed**	**Rate**	**Amount**	**Units Billed**	**Rate**	**Amount**	**Units Billed**	**Rate**	**Amount**	**Amount**
January	309,541	$ 6.39	$ 1,977,967	321,493	$ 1.03	$ 331,138	-	$ -	$ -	$ 331,138
February	293,314	$ 6.39	$ 1,874,276	297,896	$ 1.03	$ 306,833	-	$ -	$ -	$ 306,833
March	282,112	$ 6.39	$ 1,802,696	290,155	$ 1.03	$ 298,860	-	$ -	$ -	$ 298,860
April	264,122	$ 6.39	$ 1,687,740	269,889	$ 1.03	$ 277,986	-	$ -	$ -	$ 277,986
May	249,514	$ 6.39	$ 1,594,394	258,332	$ 1.03	$ 266,082	-	$ -	$ -	$ 266,082
June	399,051	$ 6.39	$ 2,549,936	411,074	$ 1.03	$ 423,406	-	$ -	$ -	$ 423,406
July	384,971	$ 6.39	$ 2,459,965	388,587	$ 1.03	$ 400,245	-	$ -	$ -	$ 400,245
August	376,021	$ 6.39	$ 2,402,774	390,091	$ 1.03	$ 401,794	-	$ -	$ -	$ 401,794
September	293,722	$ 6.39	$ 1,876,884	308,807	$ 1.03	$ 318,071	-	$ -	$ -	$ 318,071
October	286,934	$ 6.39	$ 1,833,508	291,700	$ 1.03	$ 300,451	-	$ -	$ -	$ 300,451
November	270,492	$ 6.39	$ 1,728,444	287,049	$ 1.03	$ 295,660	-	$ -	$ -	$ 295,660
December	289,177	$ 6.39	$ 1,847,841	309,987	$ 1.03	$ 319,287	-	$ -	$ -	$ 319,287
Total	3,698,971	$ 6.39	$ 23,636,425	3,825,060	$ 1.03	$ 3,939,812	-	$ -	$ -	$ 3,939,812
									Low Voltage Switchgear Credit (if applicable)	$ -
									Total including deduction for Low Voltage Switchgear Credit	$ 3,939,812

Ontario Energy Board

Incentive Rate-setting Mechanism Rate Generator for 2027 Filers

The purpose of this table is to re-align the current RTS Network Rates to recover current wholesale network costs.

Rate Class	Rate Description	Unit	Current RTSR-Network	Loss Adjusted Billed kWh	Billed kW	Billed Amount	Billed Amount %	Current Wholesale Billing	Adjusted RTSR Network
Residential Service Classification	Retail Transmission Rate - Network Service Rate	$/kWh	0.0114	798,459,246	0	9,102,435	38.4%	9,067,758	0.0114
General Service Less Than 50 kW Service Classification	Retail Transmission Rate - Network Service Rate	$/kWh	0.0099	249,401,413	0	2,469,074	10.4%	2,459,668	0.0099
General Service 50 To 4,999 kW Service Classification	Retail Transmission Rate - Network Service Rate	$/kW	5.2398		2,251,078	11,795,200	49.7%	11,750,265	5.2198
General Service 50 To 4,999 kW Service Classification	Retail Transmission Rate - Network Service Rate - EV CHARGING	$/kW	0.8908		0	0	0.0%	0	0.8874
Large Use Service Classification	Retail Transmission Rate - Network Service Rate - Interval Metered	$/kW	4.8830		0	0	0.0%	0	0.0000
Unmetered Scattered Load Service Classification	Retail Transmission Rate - Network Service Rate	$/kWh	0.0099	4,113,078	0	40,719	0.2%	40,564	0.0099
Street Lighting Service Classification	Retail Transmission Rate - Network Service Rate	$/kW	3.1863		19,991	63,698	0.3%	63,455	3.1742
Embedded Distributor Service Classification	Retail Transmission Rate - Network Service Rate	$/kW	4.9405		51,754	255,689	1.1%	254,715	4.9217

The purpose of this table is to re-align the current RTS Connection Rates to recover current wholesale connection costs.

Rate Class	Rate Description	Unit	Current RTSR-Connection	Loss Adjusted Billed kWh	Billed kW	Billed Amount	Billed Amount %	Current Wholesale Billing	Adjusted RTSR-Connection
Residential Service Classification	Retail Transmission Rate - Line and Transformation Connection Service Rate	$/kWh	0.0017	798,459,246	0	1,357,381	35.0%	1,379,152	0.0017
General Service Less Than 50 kW Service Classification	Retail Transmission Rate - Line and Transformation Connection Service Rate	$/kWh	0.0016	249,401,413	0	399,042	10.3%	405,443	0.0016
General Service 50 To 4,999 kW Service Classification	Retail Transmission Rate - Line and Transformation Connection Service Rate	$/kW	0.9146		2,251,078	2,058,836	53.1%	2,091,859	0.9293
General Service 50 To 4,999 kW Service Classification	Retail Transmission Rate - Line and Transformation Connection Service Rate - EV CHARGING	$/kW	0.1555		0	0	0.0%	0	0.0000
Large Use Service Classification	Retail Transmission Rate - Line and Transformation Connection Service Rate - Interval Metered	$/kW	0.8728		0	0	0.0%	0	0.0000
Unmetered Scattered Load Service Classification	Retail Transmission Rate - Line and Transformation Connection Service Rate	$/kWh	0.0016	4,113,078	0	6,581	0.2%	6,686	0.0016
Street Lighting Service Classification	Retail Transmission Rate - Line and Transformation Connection Service Rate	$/kW	0.5567		19,991	11,129	0.3%	11,308	0.5656
Embedded Distributor Service Classification	Retail Transmission Rate - Line and Transformation Connection Service Rate	$/kW	0.8627		51,754	44,648	1.2%	45,364	0.8765

The purpose of this table is to update the re-aligned RTS Network Rates to recover future wholesale network costs.

Rate Class	Rate Description	Unit	Adjusted RTSR-Network	Loss Adjusted Billed kWh	Billed kW	Billed Amount	Billed Amount %	Forecast Wholesale Billing	Proposed RTSR-Network
Residential Service Classification	Retail Transmission Rate - Network Service Rate	$/kWh	0.0114	798,459,246	0	9,067,758	38.4%	9,067,758	**0.0114**
General Service Less Than 50 kW Service Classification	Retail Transmission Rate - Network Service Rate	$/kWh	0.0099	249,401,413	0	2,459,668	10.4%	2,459,668	**0.0099**
General Service 50 To 4,999 kW Service Classification	Retail Transmission Rate - Network Service Rate	$/kW	5.2198		2,251,078	11,750,265	49.7%	11,750,265	**5.2198**
General Service 50 To 4,999 kW Service Classification	Retail Transmission Rate - Network Service Rate - EV CHARGING	$/kW	0.8874		0	0	0.0%	0	**0.8874**
Large Use Service Classification	Retail Transmission Rate - Network Service Rate - Interval Metered	$/kW	0.0000		0	0	0.0%	0	**0.0000**
Unmetered Scattered Load Service Classification	Retail Transmission Rate - Network Service Rate	$/kWh	0.0099	4,113,078	0	40,564	0.2%	40,564	**0.0099**
Street Lighting Service Classification	Retail Transmission Rate - Network Service Rate	$/kW	3.1742		19,991	63,455	0.3%	63,455	**3.1742**
Embedded Distributor Service Classification	Retail Transmission Rate - Network Service Rate	$/kW	4.9217		51,754	254,715	1.1%	254,715	**4.9217**

The purpose of this table is to update the re-aligned RTS Connection Rates to recover future wholesale connection costs.

Rate Class	Rate Description	Unit	Adjusted RTSR-Connection	Loss Adjusted Billed kWh	Billed kW	Billed Amount	Billed Amount %	Forecast Wholesale Billing	Proposed RTSR-Connection
Residential Service Classification	Retail Transmission Rate - Line and Transformation Connection Service Rate	$/kWh	0.0017	798,459,246	0	1,379,152	35.0%	1,379,152	**0.0017**
General Service Less Than 50 kW Service Classification	Retail Transmission Rate - Line and Transformation Connection Service Rate	$/kWh	0.0016	249,401,413	0	405,443	10.3%	405,443	**0.0016**
General Service 50 To 4,999 kW Service Classification	Retail Transmission Rate - Line and Transformation Connection Service Rate	$/kW	0.9293		2,251,078	2,091,859	53.1%	2,091,859	**0.9293**
General Service 50 To 4,999 kW Service Classification	Retail Transmission Rate - Line and Transformation Connection Service Rate - EV CHARGING	$/kW	0.0000		0	0	0.0%	0	**0.1580**
Large Use Service Classification	Retail Transmission Rate - Line and Transformation Connection Service Rate - Interval Metered	$/kW	0.0000		0	0	0.0%	0	**0.0000**
Unmetered Scattered Load Service Classification	Retail Transmission Rate - Line and Transformation Connection Service Rate	$/kWh	0.0016	4,113,078	0	6,686	0.2%	6,686	**0.0016**
Street Lighting Service Classification	Retail Transmission Rate - Line and Transformation Connection Service Rate	$/kW	0.5656		19,991	11,308	0.3%	11,308	**0.5656**
Embedded Distributor Service Classification	Retail Transmission Rate - Line and Transformation Connection Service Rate	$/kW	0.8765		51,754	45,364	1.2%	45,364	**0.8765**

Ontario Energy Board

Incentive Rate-setting Mechanism Rate Generator for 2027 Filers

If applicable, please enter any adjustments related to the revenue to cost ratio model into columns C and E. The Price Escalator has been set at the 2027 value.

Price Escalator	**3.00%**	**Productivity Factor**	**0.00%**
Choose Stretch Factor Group	III	**Price Cap Index**	**2.70%**
Associated Stretch Factor Value	**0.30%**		

Rate Class	**Current MFC**	**MFC Adjustment from R/C Model**	**Current Volumetric Charge**	**DVR Adjustment from R/C Model**	**Price Cap Index to be Applied to MFC and DVR**	**Proposed MFC**	**Proposed Volumetric Charge**
RESIDENTIAL SERVICE CLASSIFICATION	27.34				2.70%	28.08	0.0000
GENERAL SERVICE LESS THAN 50 KW SERVICE CLASSIFICATION	33.46		0.016		2.70%	34.36	0.0164
GENERAL SERVICE 50 to 4,999 kW SERVICE CLASSIFICATION	222.94		5.7394		2.70%	228.96	5.8944
LARGE USE SERVICE CLASSIFICATION	20736.13		1.9045		2.70%	21,296.01	1.9559
UNMETERED SCATTERED LOAD SERVICE CLASSIFICATION	8.98		0.0174		2.70%	9.22	0.0179
STREET LIGHTING SERVICE CLASSIFICATION	0.84		5.6469		2.70%	0.86	5.7994
EMBEDDED DISTRIBUTOR SERVICE CLASSIFICATION	0				2.70%	0.00	0.0000
STANDBY POWER SERVICE CLASSIFICATION	0				2.70%	0.00	0.0000
MICROFIT SERVICE CLASSIFICATION	5					5	

If applicable, Wheeling Service Rate will be adjusted for PCI on Sheet 19.

Ontario Energy Board

Incentive Rate-setting Mechanism Rate Generator for 2027 Filers

Update the following rates if an OEB Decision has been issued at the time of completing this application

Regulatory Charges

Effective Date of Regulatory Charges		**January 1, 2026**	**January 1, 2027**
Wholesale Market Service Rate (WMS) - not including CBR	$/kWh	0.0041	0.0041
Capacity Based Recovery (CBR) - Applicable for Class B Customers	$/kWh	0.0006	0.0006
Rural or Remote Electricity Rate Protection Charge (RRRP)	$/kWh	0.0006	0.0006
Standard Supply Service - Administrative Charge (if applicable)	$/kWh	0.25	0.25

Time-of-Use RPP Prices and Percentages

As of		November 1, 2025	
Off-Peak	$/kWh	0.0980	64%
Mid-Peak	$/kWh	0.1570	18%
On-Peak	$/kWh	0.2030	18%

Ontario Electricity Rebate (OER)

Ontario Electricity Rebate (OER)	$	23.50%

Smart Meter Entity Charge (SME)

Smart Meter Entity Charge (SME)	$	0.42

Distribution Rate Protection (DRP) Amount (Applicable to LDCs under the Distribution Rate Protection program):	$	44.47

Miscellaneous Service Charges

Wireline Pole Attachment Charge	**Unit**	**Current charge**	**Inflation factor ***	**Proposed charge ** / *****
Specific charge for access to the power poles - per pole/year	$	40.59	3.00%	41.81

Retail Service Charges		**Current charge**	**Inflation factor***	**Proposed charge *****
One-time charge, per retailer, to establish the service agreement between the distributor and the retailer	$	125.72	3.00%	129.49
Monthly fixed charge, per retailer	$	50.29	3.00%	51.80
Monthly variable charge, per customer, per retailer	$/cust.	1.24	3.00%	1.28
Distributor-consolidated billing monthly charge, per customer, per retailer	$/cust.	0.74	3.00%	0.76
Retailer-consolidated billing monthly credit, per customer, per retailer	$/cust.	(0.74)	3.00%	(0.76)
Service Transaction Requests (STR)				
Request fee, per request, applied to the requesting party	$	0.63	3.00%	0.65
Processing fee, per request, applied to the requesting party	$	1.24	3.00%	1.28
Electronic Business Transaction (EBT) system, applied to the requesting party				
up to twice a year		no charge		no charge
more than twice a year, per request (plus incremental delivery costs)	$	5.03	3.00%	5.18
Notice of switch letter charge, per letter (unless the distributor has opted out of applying the charge as per the Ontario Energy Board's Decision and Order EB-2015-0304, issued on February 14, 2019)	$	2.51	3.00%	2.59

* OEB approved inflation rate effective in 2027
** applicable only to LDCs in which the province-wide pole attachment charge applies
*** subject to change pending OEB order on miscellaneous service charges

Ontario Energy Board

Incentive Rate-setting Mechanism Rate Generator for 2027 Filers

In the Green Cells below, enter all proposed rate riders/rates.
In column A, select the rate rider descriptions from the drop-down list in the blue cells. If the rate description cannot be found, enter the rate rider descriptions in the green cells. The rate rider description must begin with "Rate Rider for".
In column B, choose the associated unit from the drop-down menu.
In column C, enter the rate. All rate riders with a "$" unit should be rounded to 2 decimal places and all others rounded to 4 decimal places.
In column E, enter the expiry date (e.g. April 30, 2027) or description of the expiry date in text (e.g. the effective date of the next cost of service-based rate order).
In column G, a sub-total (A or B) should already be assigned to the rate rider unless the rate description was entered into a green cell in column A. In these particular cases, from the dropdown list in column G, choose the appropriate sub-total (A or B). Sub-total A refers to rates/rate riders that Not considered as pass through costs (eg: LRAMVA and ICM/ACM rate riders). Sub-total B refers to rates/rate riders that are considered pass through costs.

RESIDENTIAL SERVICE CLASSIFICATION	UNIT	RATE	DATE (e.g. April 30, 2027)		SUB-TOTAL
Rate Rider for Recovery of Incremental Capital (2027)	$	0.40	- effective until	12/31/2032	A
			- effective until		
			- effective until		
			- effective until		
			- effective until		
			- effective until		
			- effective until		
			- effective until		
			- effective until		
			- effective until		

GENERAL SERVICE LESS THAN 50 KW SERVICE CLASSIFICATION	UNIT	RATE	DATE (e.g. April 30, 2027)		SUB-TOTAL
Rate Rider for Recovery of Incremental Capital (2027)	$	0.50	- effective until	12/31/2032	A
Rate Rider for Recovery of Incremental Capital (2027)	$/kWh	0.0002	- effective until	12/31/2032	A
			- effective until		
			- effective until		
			- effective until		
			- effective until		
			- effective until		
			- effective until		
			- effective until		
			- effective until		
			- effective until		

GENERAL SERVICE 50 to 4,999 kW SERVICE CLASSIFICATION	UNIT	RATE	DATE (e.g. April 30, 2027)		SUB-TOTAL
Rate Rider for Recovery of Incremental Capital (2027)	$	3.30	- effective until	12/31/2032	A
Rate Rider for Recovery of Incremental Capital (2027)	$/kW	0.0850	- effective until	12/31/2032	A
			- effective until		
			- effective until		
			- effective until		
			- effective until		
			- effective until		
			- effective until		
			- effective until		
			- effective until		
			- effective until		

LARGE USE SERVICE CLASSIFICATION	UNIT	RATE	DATE (e.g. April 30, 2027)		SUB-TOTAL
			- effective until		
			- effective until		
			- effective until		
			- effective until		
			- effective until		
			- effective until		
			- effective until		
			- effective until		
			- effective until		
			- effective until		
			- effective until		

UNMETERED SCATTERED LOAD SERVICE CLASSIFICATION	UNIT	RATE	DATE (e.g. April 30, 2027)		SUB-TOTAL
Rate Rider for Recovery of Incremental Capital (2027)	$	0.13	- effective until	12/31/2032	A
Rate Rider for Recovery of Incremental Capital (2027)	$/kWh	0.0003	- effective until	12/31/2032	A
			- effective until		
			- effective until		
			- effective until		
			- effective until		
			- effective until		
			- effective until		
			- effective until		
			- effective until		
			- effective until		

STREET LIGHTING SERVICE CLASSIFICATION	UNIT	RATE	DATE (e.g. April 30, 2027)		SUB-TOTAL
Rate Rider for Recovery of Incremental Capital (2027)	$	0.01	- effective until	12/31/2032	A
Rate Rider for Recovery of Incremental Capital (2027)	$/kW	0.0836	- effective until	12/31/2032	A
			- effective until		
			- effective until		
			- effective until		
			- effective until		
			- effective until		
			- effective until		
			- effective until		
			- effective until		
			- effective until		

EMBEDDED DISTRIBUTOR SERVICE CLASSIFICATION	UNIT	RATE	DATE (e.g. April 30, 2027)		SUB-TOTAL
			- effective until		
			- effective until		
			- effective until		
			- effective until		
			- effective until		
			- effective until		
			- effective until		
			- effective until		
			- effective until		
			- effective until		
			- effective until		

STANDBY POWER SERVICE CLASSIFICATION	UNIT	RATE	DATE (e.g. April 30, 2027)		SUB-TOTAL
			- effective until		
			- effective until		
			- effective until		
			- effective until		
			- effective until		
			- effective until		
			- effective until		
			- effective until		
			- effective until		
			- effective until		
			- effective until		

MICROFIT SERVICE CLASSIFICATION	UNIT	RATE	DATE (e.g. April 30, 2027)		SUB-TOTAL
			- effective until		
			- effective until		
			- effective until		
			- effective until		
			- effective until		
			- effective until		
			- effective until		
			- effective until		
			- effective until		
			- effective until		
			- effective until		

			- effective until		

STANDBY POWER SERVICE CLASSIFICATION	UNIT	RATE		DATE (e.g. April 30, 2027)	SUB-TOTAL
			- effective until		
			- effective until		
			- effective until		
			- effective until		
			- effective until		
			- effective until		
			- effective until		
			- effective until		
			- effective until		
			- effective until		

MICROFIT SERVICE CLASSIFICATION	UNIT	RATE		DATE (e.g. April 30, 2027)	SUB-TOTAL
			- effective until		
			- effective until		
			- effective until		
			- effective until		
			- effective until		
			- effective until		
			- effective until		
			- effective until		
			- effective until		
			- effective until		

Enova Power Corp.
Kitchener-Wilmot Hydro Rate Zone
TARIFF OF RATES AND CHARGES
Effective and Implementation Date January 1, 2027
This schedule supersedes and replaces all previously approved schedules of Rates, Charges and Loss Factors

EB2026-0033

Enova Power Corp.
Kitchener-Wilmot Hydro Rate Zone
TARIFF OF RATES AND CHARGES
Effective and Implementation Date January 1, 2027
This schedule supersedes and replaces all previously approved schedules of Rates, Charges and Loss Factors

RESIDENTIAL SERVICE CLASSIFICATION

This classification applies to an account taking electricity at 750 volts or less where the electricity is used exclusively in a separate metered living accommodation. Customers shall be residing in single-dwelling units that consist of a detached house or one unit of a semi-detached, duplex, triplex or quadruplex house, with a residential zoning. Separately metered dwellings within a town house complex or apartment building also qualify as residential customers. All customers are single-phase. Class B consumers are defined in accordance with O. Reg. 429/04. Further servicing details are available in the distributor's Conditions of Service.

APPLICATION

The application of these rates and charges shall be in accordance with the Licence of the Distributor and any Code or Order of the Ontario Energy Board, and amendments thereto as approved by the Ontario Energy Board, which may be applicable to the administration of this schedule.

No rates and charges for the distribution of electricity and charges to meet the costs of any work or service done or furnished for the purpose of the distribution of electricity shall be made except as permitted by this schedule, unless required by the Distributor's Licence or a Code or Order of the Ontario Energy Board, and amendments thereto as approved by the Ontario Energy Board, or as specified herein.

Unless specifically noted, this schedule does not contain any charges for the electricity commodity, be it under the Regulated Price Plan, a contract with a retailer or the wholesale market price, as applicable. In addition, the charges in the MONTHLY RATES AND CHARGES - Regulatory Component of this schedule do not apply to a customer that is an embedded wholesale market participant.

It should be noted that this schedule does not list any charges, assessments, or credits that are required by law to be invoiced by a distributor and that are not subject to Ontario Energy Board approval, such as the Global Adjustment and the HST.

MONTHLY RATES AND CHARGES - Delivery Component

Service Charge	$	28.08
Rate Rider for Recovery of Incremental Capital (2027) - effective until December 31, 2032	$	0.40
Smart Metering Entity Charge - effective until December 31, 2027	$	0.42
Rate Rider for Disposition of Global Adjustment Account (2027) - effective until December 31, 2027 Applicable only for Non-RPP Customers	$/kWh	(0.0059)
Rate Rider for Disposition of Deferral/Variance Accounts (2027) - effective until December 31, 2027	$/kWh	(0.0014)
Rate Rider for Disposition of Capacity Based Recovery Account (2027) - effective until December 31, 2027 Applicable only for Class B Customers	$/kWh	0.0005
Retail Transmission Rate - Network Service Rate	$/kWh	0.0114
Retail Transmission Rate - Line and Transformation Connection Service Rate	$/kWh	0.0017

MONTHLY RATES AND CHARGES - Regulatory Component

Wholesale Market Service Rate (WMS) - not including CBR	$/kWh	0.0041
Capacity Based Recovery (CBR) - Applicable for Class B Customers	$/kWh	0.0006
Rural or Remote Electricity Rate Protection Charge (RRRP)	$/kWh	0.0006
Standard Supply Service - Administrative Charge (if applicable)	$	0.25

Enova Power Corp.
Kitchener-Wilmot Hydro Rate Zone
TARIFF OF RATES AND CHARGES
Effective and Implementation Date January 1, 2027
This schedule supersedes and replaces all previously approved schedules of Rates, Charges and Loss Factors

GENERAL SERVICE LESS THAN 50 KW SERVICE CLASSIFICATION

This classification applies to a non residential account taking electricity at 750 volts or less whose average monthly maximum demand is less than, or is forecast to be less than, 50 kW. Class B consumers are defined in accordance with O. Reg. 429/04. Further servicing details are available in the distributor's Conditions of Service.

APPLICATION

The application of these rates and charges shall be in accordance with the Licence of the Distributor and any Code or Order of the Ontario Energy Board, and amendments thereto as approved by the Ontario Energy Board, which may be applicable to the administration of this schedule.

No rates and charges for the distribution of electricity and charges to meet the costs of any work or service done or furnished for the purpose of the distribution of electricity shall be made except as permitted by this schedule, unless required by the Distributor's Licence or a Code or Order of the Ontario Energy Board, and amendments thereto as approved by the Ontario Energy Board, or as specified herein.

Unless specifically noted, this schedule does not contain any charges for the electricity commodity, be it under the Regulated Price Plan, a contract with a retailer or the wholesale market price, as applicable. In addition, the charges in the MONTHLY RATES AND CHARGES - Regulatory Component of this schedule do not apply to a customer that is an embedded wholesale market participant.

It should be noted that this schedule does not list any charges, assessments, or credits that are required by law to be invoiced by a distributor and that are not subject to Ontario Energy Board approval, such as the Global Adjustment and the HST.

MONTHLY RATES AND CHARGES - Delivery Component

Service Charge	$	34.36
Rate Rider for Recovery of Incremental Capital (2027) - effective until December 31, 2032	$	0.50
Smart Metering Entity Charge - effective until December 31, 2027	$	0.42
Distribution Volumetric Rate	$/kWh	0.0164
Rate Rider for Disposition of Global Adjustment Account (2027) - effective until December 31, 2027 Applicable only for Non-RPP Customers	$/kWh	(0.0059)
Rate Rider for Disposition of Deferral/Variance Accounts (2027) - effective until December 31, 2027	$/kWh	(0.0014)
Rate Rider for Disposition of Capacity Based Recovery Account (2027) - effective until December 31, 2027 Applicable only for Class B Customers	$/kWh	0.0005
Rate Rider for Recovery of Incremental Capital (2027) - effective until December 31, 2032	$/kWh	0.0002
Retail Transmission Rate - Network Service Rate	$/kWh	0.0099
Retail Transmission Rate - Line and Transformation Connection Service Rate	$/kWh	0.0016

MONTHLY RATES AND CHARGES - Regulatory Component

Wholesale Market Service Rate (WMS) - not including CBR	$/kWh	0.0041
Capacity Based Recovery (CBR) - Applicable for Class B Customers	$/kWh	0.0006
Rural or Remote Electricity Rate Protection Charge (RRRP)	$/kWh	0.0006
Standard Supply Service - Administrative Charge (if applicable)	$	0.25

Enova Power Corp.
Kitchener-Wilmot Hydro Rate Zone
TARIFF OF RATES AND CHARGES
Effective and Implementation Date January 1, 2027
This schedule supersedes and replaces all previously approved schedules of Rates, Charges and Loss Factors

GENERAL SERVICE 50 TO 4,999 KW SERVICE CLASSIFICATION

This classification applies to a non residential account whose average monthly maximum demand used for billing purposes is equal to or greater than, or is forecast to be equal to or greater than, 50 kW but less than 5,000 kW. Note that for the application of the Retail Transmission Rate - Network Service Rate and the Retail Transmission Rate - Line and Transformation Connection Service Rate the following sub-classifications apply: General Service 50 to 999 kW non-interval metered, General Service 50 to 999 kW interval metered and General Service 1,000 to 4,999 kW interval metered. Class A and Class B consumers are defined in accordance with O. Reg. 429/04. Further servicing details are available in the distributor's Conditions of Service.

APPLICATION

The application of these rates and charges shall be in accordance with the Licence of the Distributor and any Code or Order of the Ontario Energy Board, and amendments thereto as approved by the Ontario Energy Board, which may be applicable to the administration of this schedule.

No rates and charges for the distribution of electricity and charges to meet the costs of any work or service done or furnished for the purpose of the distribution of electricity shall be made except as permitted by this schedule, unless required by the Distributor’s Licence or a Code or Order of the Ontario Energy Board, and amendments thereto as approved by the Ontario Energy Board, or as specified herein.

Unless specifically noted, this schedule does not contain any charges for the electricity commodity, be it under the Regulated Price Plan, a contract with a retailer or the wholesale market price, as applicable. In addition, the charges in the MONTHLY RATES AND CHARGES - Regulatory Component of this schedule do not apply to a customer that is an embedded wholesale market participant.

If included in the following listing of monthly rates and charges, the rate rider for the disposition of WMS - Sub-account CBR Class B is not applicable to wholesale market participants (WMP), customers that transitioned between Class A and Class B during the variance account accumulation period, or to customers that were in Class A for the entire period. Customers who transitioned are to be charged or refunded their share of the variance disposed through customer specific billing adjustments. This rate rider is to be consistently applied for the entire period to the sunset date of the rate rider. In addition, this rate rider is applicable to all new Class B customers.

If included in the following listing of monthly rates and charges, the rate rider for the disposition of Global Adjustment is only applicable to non-RPP Class B customers. It is not applicable to WMP, customers that transitioned between Class A and Class B during the variance account accumulation period, or to customers that were in Class A for the entire period. Customers who transitioned are to be charged or refunded their share of the variance disposed through customer specific billing adjustments. This rate rider is to be consistently applied for the entire period to the sunset date of the rate rider. In addition, this rate rider is applicable to all new non-RPP Class B customers.

It should be noted that this schedule does not list any charges, assessments, or credits that are required by law to be invoiced by a distributor and that are not subject to Ontario Energy Board approval, such as the Global Adjustment and the HST.

MONTHLY RATES AND CHARGES - Delivery Component

Enova Power Corp.
Kitchener-Wilmot Hydro Rate Zone
TARIFF OF RATES AND CHARGES
Effective and Implementation Date January 1, 2027
This schedule supersedes and replaces all previously approved schedules of Rates, Charges and Loss Factors

Service Charge	$	228.96
Rate Rider for Recovery of Incremental Capital (2027) - effective until December 31, 2032	$	3.30
Distribution Volumetric Rate	$/kW	5.8944
Rate Rider for Disposition of Global Adjustment Account (2027) - effective until December 31, 2027 Applicable only for Non-RPP Customers	$/kWh	(0.0059)
Rate Rider for Disposition of Deferral/Variance Accounts (2027) - effective until December 31, 2027 Applicable only for Non-Wholesale Market Participants	$/kW	(0.6807)
Rate Rider for Disposition of Deferral/Variance Accounts (2027) - effective until December 31, 2027	$/kW	0.1572
Rate Rider for Disposition of Capacity Based Recovery Account (2027) - effective until December 31, 2027 Applicable only for Class B Customers	$/kW	0.1869
Rate Rider for Recovery of Incremental Capital (2027) - effective until December 31, 2032	$/kW	0.0850
Retail Transmission Rate - Network Service Rate	$/kW	5.2198
Retail Transmission Rate - Network Service Rate - EV CHARGING	$/kW	0.8874
Retail Transmission Rate - Line and Transformation Connection Service Rate	$/kW	0.9293
Retail Transmission Rate - Line and Transformation Connection Service Rate - EV CHARGING	$/kW	0.1580

MONTHLY RATES AND CHARGES - Regulatory Component

Wholesale Market Service Rate (WMS) - not including CBR	$/kWh	0.0041
Capacity Based Recovery (CBR) - Applicable for Class B Customers	$/kWh	0.0006
Rural or Remote Electricity Rate Protection Charge (RRRP)	$/kWh	0.0006
Standard Supply Service - Administrative Charge (if applicable)	$	0.25

Enova Power Corp.
Kitchener-Wilmot Hydro Rate Zone
TARIFF OF RATES AND CHARGES
Effective and Implementation Date January 1, 2027
This schedule supersedes and replaces all previously approved schedules of Rates, Charges and Loss Factors

LARGE USE SERVICE CLASSIFICATION

This classification applies to an account whose average monthly maximum demand used for billing purposes is equal to or greater than, or is forecast to be equal to or greater than, 5,000 kW. Class A and Class B consumers are defined in accordance with O. Reg. 429/04. Further servicing details are available in the distributor's Conditions of Service.

APPLICATION

The application of these rates and charges shall be in accordance with the Licence of the Distributor and any Code or Order of the Ontario Energy Board, and amendments thereto as approved by the Ontario Energy Board, which may be applicable to the administration of this schedule.

No rates and charges for the distribution of electricity and charges to meet the costs of any work or service done or furnished for the purpose of the distribution of electricity shall be made except as permitted by this schedule, unless required by the Distributor's Licence or a Code or Order of the Ontario Energy Board, and amendments thereto as approved by the Ontario Energy Board, or as specified herein.

Unless specifically noted, this schedule does not contain any charges for the electricity commodity, be it under the Regulated Price Plan, a contract with a retailer or the wholesale market price, as applicable. In addition, the charges in the MONTHLY RATES AND CHARGES - Regulatory Component of this schedule do not apply to a customer that is an embedded wholesale market participant.

It should be noted that this schedule does not list any charges, assessments, or credits that are required by law to be invoiced by a distributor and that are not subject to Ontario Energy Board approval, such as the Global Adjustment and the HST.

MONTHLY RATES AND CHARGES - Delivery Component

Service Charge	$	21,296.01
Distribution Volumetric Rate	$/kW	1.9559
Retail Transmission Rate - Network Service Rate - Interval Metered	$/kW	0.0000
Retail Transmission Rate - Line and Transformation Connection Service Rate - Interval Metered	$/kW	0.0000

MONTHLY RATES AND CHARGES - Regulatory Component

Wholesale Market Service Rate (WMS) - not including CBR	$/kWh	0.0041
Capacity Based Recovery (CBR) - Applicable for Class B Customers	$/kWh	0.0006
Rural or Remote Electricity Rate Protection Charge (RRRP)	$/kWh	0.0006
Standard Supply Service - Administrative Charge (if applicable)	$	0.25

Enova Power Corp.
Kitchener-Wilmot Hydro Rate Zone
TARIFF OF RATES AND CHARGES
Effective and Implementation Date January 1, 2027
This schedule supersedes and replaces all previously approved schedules of Rates, Charges and Loss Factors

UNMETERED SCATTERED LOAD SERVICE CLASSIFICATION

This classification applies to an account taking electricity at 750 volts or less whose average monthly maximum demand is less than, or is forecast to be less than, 50 kW and the consumption is unmetered. Such connections include cable TV power packs, bus shelters, telephone booths, traffic lights, railway crossings, etc. The level of the consumption will be agreed to by the distributor and the customer, based on detailed manufacturer information/ documentation with regard to electrical consumption of the unmetered load or periodic monitoring of actual consumption. Class B consumers are defined in accordance with O. Reg. 429/04. Further servicing details are available in the distributor's Conditions of Service.

APPLICATION

The application of these rates and charges shall be in accordance with the Licence of the Distributor and any Code or Order of the Ontario Energy Board, and amendments thereto as approved by the Ontario Energy Board, which may be applicable to the administration of this schedule.

No rates and charges for the distribution of electricity and charges to meet the costs of any work or service done or furnished for the purpose of the distribution of electricity shall be made except as permitted by this schedule, unless required by the Distributor's Licence or a Code or Order of the Ontario Energy Board, and amendments thereto as approved by the Ontario Energy Board, or as specified herein.

Unless specifically noted, this schedule does not contain any charges for the electricity commodity, be it under the Regulated Price Plan, a contract with a retailer or the wholesale market price, as applicable. In addition, the charges in the MONTHLY RATES AND CHARGES - Regulatory Component of this schedule do not apply to a customer that is an embedded wholesale market participant.

It should be noted that this schedule does not list any charges, assessments, or credits that are required by law to be invoiced by a distributor and that are not subject to Ontario Energy Board approval, such as the Global Adjustment and the HST.

MONTHLY RATES AND CHARGES - Delivery Component

Service Charge (per connection)	$	9.22
Rate Rider for Recovery of Incremental Capital (2027) - effective until December 31, 2032	$	0.13
Distribution Volumetric Rate	$/kWh	0.0179
Rate Rider for Disposition of Capacity Based Recovery Account (2027) - effective until December 31, 2027 Applicable only for Class B Customers	$/kWh	0.0005
Rate Rider for Disposition of Deferral/Variance Accounts (2027) - effective until December 31, 2027	$/kWh	(0.0014)
Rate Rider for Recovery of Incremental Capital (2027) - effective until December 31, 2032	$/kWh	0.0003
Retail Transmission Rate - Network Service Rate	$/kWh	0.0099
Retail Transmission Rate - Line and Transformation Connection Service Rate	$/kWh	0.0016

MONTHLY RATES AND CHARGES - Regulatory Component

Wholesale Market Service Rate (WMS) - not including CBR	$/kWh	0.0041
Capacity Based Recovery (CBR) - Applicable for Class B Customers	$/kWh	0.0006
Rural or Remote Electricity Rate Protection Charge (RRRP)	$/kWh	0.0006
Standard Supply Service - Administrative Charge (if applicable)	$	0.25

Enova Power Corp.
Kitchener-Wilmot Hydro Rate Zone
TARIFF OF RATES AND CHARGES
Effective and Implementation Date January 1, 2027
This schedule supersedes and replaces all previously approved schedules of Rates, Charges and Loss Factors

STREET LIGHTING SERVICE CLASSIFICATION

This classification applies to an account for roadway lighting with a Municipality, Regional Municipality, Ministry of Transportation and private roadway lighting, controlled by photo cells. The consumption for these customers will be based on the calculated connected load times the required lighting times established in the approved Ontario Energy Board street lighting load shape template. Class B consumers are defined in accordance with O. Reg. 429/04. Further servicing details are available in the distributor's Conditions of Service.

APPLICATION

The application of these rates and charges shall be in accordance with the Licence of the Distributor and any Code or Order of the Ontario Energy Board, and amendments thereto as approved by the Ontario Energy Board, which may be applicable to the administration of this schedule.

No rates and charges for the distribution of electricity and charges to meet the costs of any work or service done or furnished for the purpose of the distribution of electricity shall be made except as permitted by this schedule, unless required by the Distributor's Licence or a Code or Order of the Ontario Energy Board, and amendments thereto as approved by the Ontario Energy Board, or as specified herein.

Unless specifically noted, this schedule does not contain any charges for the electricity commodity, be it under the Regulated Price Plan, a contract with a retailer or the wholesale market price, as applicable. In addition, the charges in the MONTHLY RATES AND CHARGES - Regulatory Component of this schedule do not apply to a customer that is an embedded wholesale market participant.

It should be noted that this schedule does not list any charges, assessments, or credits that are required by law to be invoiced by a distributor and that are not subject to Ontario Energy Board approval, such as the Global Adjustment and the HST.

MONTHLY RATES AND CHARGES - Delivery Component

Service Charge	$	0.86
Rate Rider for Recovery of Incremental Capital (2027) - effective until December 31, 2032	$	0.01
Distribution Volumetric Rate	$/kW	5.7994
Rate Rider for Disposition of Global Adjustment Account (2027) - effective until December 31, 2027 Applicable only for Non-RPP Customers	$/kWh	(0.0059)
Rate Rider for Disposition of Deferral/Variance Accounts (2027) - effective until December 31, 2027	$/kW	(0.4879)
Rate Rider for Disposition of Capacity Based Recovery Account (2027) - effective until December 31, 2027 Applicable only for Class B Customers	$/kW	0.1782
Rate Rider for Recovery of Incremental Capital (2027) - effective until December 31, 2032	$/kW	0.0836
Retail Transmission Rate - Network Service Rate	$/kW	3.1742
Retail Transmission Rate - Line and Transformation Connection Service Rate	$/kW	0.5656

MONTHLY RATES AND CHARGES - Regulatory Component

Wholesale Market Service Rate (WMS) - not including CBR	$/kWh	0.0041
Capacity Based Recovery (CBR) - Applicable for Class B Customers	$/kWh	0.0006
Rural or Remote Electricity Rate Protection Charge (RRRP)	$/kWh	0.0006
Standard Supply Service - Administrative Charge (if applicable)	$	0.25

Enova Power Corp.
Kitchener-Wilmot Hydro Rate Zone
TARIFF OF RATES AND CHARGES
Effective and Implementation Date January 1, 2027
This schedule supersedes and replaces all previously approved schedules of Rates, Charges and Loss Factors

EMBEDDED DISTRIBUTOR SERVICE CLASSIFICATION

This classification applies to an electricity distributor licensed by the Ontario Energy Board that is provided electricity by means of this distributor's facilities. Further servicing details are available in the distributor's Conditions of Service.

APPLICATION

The application of these rates and charges shall be in accordance with the Licence of the Distributor and any Code or Order of the Ontario Energy Board, and amendments thereto as approved by the Ontario Energy Board, which may be applicable to the administration of this schedule.

No rates and charges for the distribution of electricity and charges to meet the costs of any work or service done or furnished for the purpose of the distribution of electricity shall be made except as permitted by this schedule, unless required by the Distributor's Licence or a Code or Order of the Ontario Energy Board, and amendments thereto as approved by the Ontario Energy Board, or as specified herein.

Unless specifically noted, this schedule does not contain any charges for the electricity commodity, be it under the Regulated Price Plan, a contract with a retailer or the wholesale market price, as applicable.

It should be noted that this schedule does not list any charges, assessments, or credits that are required by law to be invoiced by a distributor and that are not subject to Ontario Energy Board approval, such as the Global Adjustment and the HST.

MONTHLY RATES AND CHARGES - Delivery Component

Rate Rider for Disposition of Deferral/Variance Accounts (2027) - effective until December 31, 2027	$/kW	0.1765
Monthly Distribution Wheeling Service Rate - Dedicated LV Line	$/kW	3.0212
Retail Transmission Rate - Network Service Rate	$/kW	4.9217
Retail Transmission Rate - Line and Transformation Connection Service Rate	$/kW	0.8765

Enova Power Corp.
Kitchener-Wilmot Hydro Rate Zone
TARIFF OF RATES AND CHARGES
Effective and Implementation Date January 1, 2027
This schedule supersedes and replaces all previously approved schedules of Rates, Charges and Loss Factors

microFIT SERVICE CLASSIFICATION

This classification applies to an electricity generation facility contracted under the Independent Electricity System Operator's microFIT program and connected to the distributor's distribution system. Further servicing details are available in the distributor's Condition of Service.

APPLICATION

The application of these rates and charges shall be in accordance with the Licence of the Distributor and any Code or Order of the Ontario Energy Board, and amendments thereto as approved by the Ontario Energy Board, which may be applicable to the administration of this schedule.

No rates and charges for the distribution of electricity and charges to meet the costs of any work or service done or furnished for the purpose of the distribution of electricity shall be made except as permitted by this schedule, unless required by the Distributor’s Licence or a Code or Order of the Ontario Energy Board, and amendments thereto as approved by the Ontario Energy Board, or as specified herein.

Unless specifically noted, this schedule does not contain any charges for the electricity commodity, be it under the Regulated Price Plan, a contract with a retailer or the wholesale market price, as applicable.

It should be noted that this schedule does not list any charges, assessments, or credits that are required by law to be invoiced by a distributor and that are not subject to Ontario Energy Board approval, such as the Global Adjustment and the HST.

MONTHLY RATES AND CHARGES - Delivery Component

Service Charge	$	5.00

Enova Power Corp.
Kitchener-Wilmot Hydro Rate Zone
TARIFF OF RATES AND CHARGES
Effective and Implementation Date January 1, 2027
This schedule supersedes and replaces all previously approved schedules of Rates, Charges and Loss Factors

STANDBY POWER SERVICE CLASSIFICATION

This classification applies to an account with load displacement facilities that contracts with the distributor to provide emergency standby power when its load displacement facilities are not in operation. The level of the billing demand will be agreed to by the distributor and the customer, based on detailed manufacturer information/documentation such as name-plate rating of the load displacement facility. Further servicing details are available in the distributor's Conditions of Service.

APPLICATION

The application of these rates and charges shall be in accordance with the Licence of the Distributor and any Code or Order of the Ontario Energy Board, and amendments thereto as approved by the Ontario Energy Board, which may be applicable to the administration of this schedule.

No rates and charges for the distribution of electricity and charges to meet the costs of any work or service done or furnished for the purpose of the distribution of electricity shall be made except as permitted by this schedule, unless required by the Distributor's Licence or a Code or Order of the Ontario Energy Board, and amendments thereto as approved by the Ontario Energy Board, or as specified herein.

Unless specifically noted, this schedule does not contain any charges for the electricity commodity, be it under the Regulated Price Plan, a contract with a retailer or the wholesale market price, as applicable.

It should be noted that this schedule does not list any charges, assessments, or credits that are required by law to be invoiced by a distributor and that are not subject to Ontario Energy Board approval, such as the Global Adjustment and the HST.

MONTHLY RATES AND CHARGES - Delivery Component - Approved on a Final Basis

Standby Charge - for a month where standby power is not provided, the charge is based on the applicable General Service 50 to 4,999 kW or Large use Distribution Volumetric Charge applied to the contracted amount (e.g. nameplate rating of generation facility).

ALLOWANCES

Transformer Allowance for Ownership - per kW of billing demand/month	$/kW	(0.60)
Primary Metering Allowance for Transformer Losses - applied to measured demand & energy	%	(1.00)

SPECIFIC SERVICE CHARGES

APPLICATION

The application of these rates and charges shall be in accordance with the Licence of the Distributor and any Code or Order of the Ontario Energy Board, and amendments thereto as approved by the Ontario Energy Board, which may be applicable to the administration of this schedule.

No charges to meet the costs of any work or service done or furnished for the purpose of the distribution of electricity shall be made except as permitted by this schedule, unless required by the Distributor's Licence or a Code or Order of the Ontario Energy Board, and amendments thereto as approved by the Ontario Energy Board, or as specified herein.

Enova Power Corp.
Kitchener-Wilmot Hydro Rate Zone
TARIFF OF RATES AND CHARGES
Effective and Implementation Date January 1, 2027
This schedule supersedes and replaces all previously approved schedules of Rates, Charges and Loss Factors

It should be noted that this schedule does not list any charges, assessments, or credits that are required by law to be invoiced by a distributor and that are not subject to Ontario Energy Board approval, such as the Global Adjustment and the HST.

Customer Administration

Returned cheque (plus bank charges)	$	15.00
Account set up charge/change of occupancy charge (plus credit agency costs if applicable)	$	20.00
Meter dispute charge plus Measurement Canada fees (if meter found correct)	$	30.00

Non-Payment of Account

Late payment - per month (effective annual rate 19.56% per annum or 0.04896% compounded daily rate)	%	1.50
Reconnection at meter - during regular hours	$	65.00
Reconnection at meter - after regular hours	$	185.00
Reconnection at pole - during regular hours	$	95.00

Other

Meter removal without authorization	$	355.00
Service call - after regular hours	$	105.00
Specific charge for access to the power poles - $/pole/year (with the exception of wireless attachments)	$	41.81

RETAIL SERVICE CHARGES (if applicable)

APPLICATION

The application of these rates and charges shall be in accordance with the Licence of the Distributor and any Code or Order of the Ontario Energy Board, and amendments thereto as approved by the Ontario Energy Board, which may be applicable to the administration of this schedule.

No rates and charges for the distribution of electricity and charges to meet the costs of any work or service done or furnished for the purpose of the distribution of electricity shall be made except as permitted by this schedule, unless required by the Distributor's Licence or a Code or Order of the Ontario Energy Board, and amendments thereto as approved by the Ontario Energy Board, or as specified herein.

Unless specifically noted, this schedule does not contain any charges for the electricity commodity, be it under the Regulated Price Plan, a contract with a retailer or the wholesale market price, as applicable.

It should be noted that this schedule does not list any charges, assessments, or credits that are required by law to be invoiced by a distributor and that are not subject to Ontario Energy Board approval, such as the Global Adjustment and the HST.

Retail Service Charges refer to services provided by a distributor to retailers or customers related to the supply of competitive electricity.

One-time charge, per retailer, to establish the service agreement between the distributor and the retailer	$	129.49
Monthly fixed charge, per retailer	$	51.80
Monthly variable charge, per customer, per retailer	$/cust.	1.28
Distributor-consolidated billing monthly charge, per customer, per retailer	$/cust.	0.76
Retailer-consolidated billing monthly credit, per customer, per retailer	$/cust.	(0.76)
Service Transaction Requests (STR)		
Request fee, per request, applied to the requesting party	$	0.65

Enova Power Corp.
Kitchener-Wilmot Hydro Rate Zone
TARIFF OF RATES AND CHARGES
Effective and Implementation Date January 1, 2027
This schedule supersedes and replaces all previously approved schedules of Rates, Charges and Loss Factors

Processing fee, per request, applied to the requesting party	$	1.28
Request for customer information as outlined in Section 10.6.3 and Chapter 11 of the Retail Settlement Code directly to retailers and customers, if not delivered electronically through the Electronic Business Transaction (EBT) system, applied to the requesting party		
Up to twice a year	$	no charge
More than twice a year, per request (plus incremental delivery costs)	$	5.18
Notice of Switch letter charge, per letter (unless the distributor has opted out of applying the charge as per the Ontario Energy Board's Decision and Order EB-2015-0304, issued on February 14, 2019)	$	2.59

LOSS FACTORS

If the distributor is not capable of prorating changed loss factors jointly with distribution rates, the revised loss factors will be implemented upon the first subsequent billing for each billing cycle.

Total Loss Factor - Secondary Metered Customer < 5,000 kW	1.035
Total Loss Factor - Secondary Metered Customer > 5,000 kW	1.0154
Total Loss Factor - Primary Metered Customer < 5,000 kW	1.0226
Total Loss Factor - Primary Metered Customer > 5,000 kW	1.0053

Enova Power Corp.
Kitchener-Wilmot Hydro Rate Zone
TARIFF OF RATES AND CHARGES
Effective and Implementation Date January 1, 2027
This schedule supersedes and replaces all previously approved schedules of Rates, Charges and Loss Factors

No charges to meet the costs of any work or service done or furnished for the purpose of the distribution of electricity shall be made except as permitted by this schedule, unless required by the Distributor's Licence or a Code or Order of the Ontario Energy Board, and amendments thereto as approved by the Ontario Energy Board, or as specified herein.

It should be noted that this schedule does not list any charges, assessments, or credits that are required by law to be invoiced by a distributor and that are not subject to Ontario Energy Board approval, such as the Global Adjustment and the HST.

Customer Administration

Returned cheque (plus bank charges)	$	15.00
Account set up charge/change of occupancy charge (plus credit agency costs if applicable)	$	20.00
Meter dispute charge plus Measurement Canada fees (if meter found correct)	$	30.00

Non-Payment of Account

Late payment - per month (effective annual rate 19.56% per annum or 0.04896% compounded daily rate)	%	1.50
Reconnection at meter - during regular hours	$	65.00
Reconnection at meter - after regular hours	$	185.00
Reconnection at pole - during regular hours	$	95.00

Other

Meter removal without authorization	$	355.00
Service call - after regular hours	$	105.00
Specific charge for access to the power poles - $/pole/year (with the exception of wireless attachments)	$	41.81

RETAIL SERVICE CHARGES (if applicable)

APPLICATION

The application of these rates and charges shall be in accordance with the Licence of the Distributor and any Code or Order of the Ontario Energy Board, and amendments thereto as approved by the Ontario Energy Board, which may be applicable to the administration of this schedule.

No rates and charges for the distribution of electricity and charges to meet the costs of any work or service done or furnished for the purpose of the distribution of electricity shall be made except as permitted by this schedule, unless required by the Distributor's Licence or a Code or Order of the Ontario Energy Board, and amendments thereto as approved by the Ontario Energy Board, or as specified herein.

Unless specifically noted, this schedule does not contain any charges for the electricity commodity, be it under the Regulated Price Plan, a contract with a retailer or the wholesale market price, as applicable.

It should be noted that this schedule does not list any charges, assessments, or credits that are required by law to be invoiced by a distributor and that are not subject to Ontario Energy Board approval, such as the Global Adjustment and the HST.

Enova Power Corp.
Kitchener-Wilmot Hydro Rate Zone
TARIFF OF RATES AND CHARGES
Effective and Implementation Date January 1, 2027
This schedule supersedes and replaces all previously approved schedules of Rates, Charges and Loss Factors

Retail Service Charges refer to services provided by a distributor to retailers or customers related to the supply of competitive electricity.

One-time charge, per retailer, to establish the service agreement between the distributor and the retailer	$	129.49
Monthly fixed charge, per retailer	$	51.80
Monthly variable charge, per customer, per retailer	$/cust.	1.28
Distributor-consolidated billing monthly charge, per customer, per retailer	$/cust.	0.76
Retailer-consolidated billing monthly credit, per customer, per retailer	$/cust.	(0.76)
Service Transaction Requests (STR)		
Request fee, per request, applied to the requesting party	$	0.65
Processing fee, per request, applied to the requesting party	$	1.28
Request for customer information as outlined in Section 10.6.3 and Chapter 11 of the Retail Settlement Code directly to retailers and customers, if not delivered electronically through the Electronic Business Transaction (EBT) system, applied to the requesting party		
Up to twice a year	$	no charge
More than twice a year, per request (plus incremental delivery costs)	$	5.18
Notice of Switch letter charge, per letter (unless the distributor has opted out of applying the charge as per the Ontario Energy Board's Decision and Order EB-2015-0304, issued on February 14, 2019)	$	2.59

LOSS FACTORS

If the distributor is not capable of prorating changed loss factors jointly with distribution rates, the revised loss factors will be implemented upon the first subsequent billing for each billing cycle.

Total Loss Factor - Secondary Metered Customer < 5,000 kW	1.035
Total Loss Factor - Secondary Metered Customer > 5,000 kW	1.0154
Total Loss Factor - Primary Metered Customer < 5,000 kW	1.0226
Total Loss Factor - Primary Metered Customer > 5,000 kW	1.0053

Ontario Energy Board

Incentive Rate-setting Mechanism Rate Generator for 2027 Filers

The bill comparisons below must be provided for typical customers and consumption levels. Bill impacts must be provided for residential customers consuming 750 kWh per month and general service customers consuming 2,000 kWh per month and having a monthly demand of less than 50 kW. Include bill comparisons for Non-RPP (retailer) as well. **Those distributors that are still in the process of moving to fully fixed residential rates should refer to section 3.2.3 of Chapter 3 of the Filing Requirements for Incentive Rate-Setting Applications.**

For certain classes where one or more customers have unique consumption and demand patterns and which may be significantly impacted by the proposed rate changes, the distributor must show a typical comparison, and provide an explanation.

Note:
1. For those classes that are not eligible for the RPP price, the weighted average price including Class B GA of $0.1197/kWh (IESO's Monthly Market Report for May 2026) has been used to represent the cost of power. For those classes on a retailer contract, applicants should enter the contract price (plus GA) for a more accurate estimate. Changes to the cost of power can be made directly on the bill impact table for the specific class.
2. Please enter the applicable billing determinant (e.g. number of connections or devices) to be applied to the monthly service charge for unmetered rate classes in column N. If the monthly service charge is applied on a per customer basis, enter the number "1". Distributors should provide the number of connections or devices reflective of a typical customer in each class.

Note that cells with the highlighted color shown to the left indicate quantities that are loss adjusted.

Table 1

RATE CLASSES / CATEGORIES *(eg: Residential TOU, Residential Retailer)*	**Units**	**RPP? Non-RPP Retailer? Non-RPP Other?**	**Current Loss Factor** (eg: 1.0351)	**Proposed Loss Factor**	**Consumption (kWh)**	**Demand kW (if applicable)**	**RTSR Demand or Demand-Interval?**	**Billing Determinant Applied to Fixed Charge for Unmetered Classes (e.g. # of devices/connections).**
RESIDENTIAL SERVICE CLASSIFICATION	**kWh**	RPP	1.035	1.035	750			
GENERAL SERVICE LESS THAN 50 KW SERVICE CLASSIFICATION	**kWh**	RPP	1.035	1.035	2,000			
GENERAL SERVICE 50 to 4,999 kW SERVICE CLASSIFICATION	**kW**	Non-RPP (Other)	1.035	1.035	20,000	60		
LARGE USE SERVICE CLASSIFICATION	**kW**	Non-RPP (Other)	1.035	1.035	2,650,000	5,250	EMAND - INTERVAL	
UNMETERED SCATTERED LOAD SERVICE CLASSIFICATION	**kWh**	RPP	1.035	1.035	2,000		CONSUMPTION	1
STREET LIGHTING SERVICE CLASSIFICATION	**kW**	Non-RPP (Other)	1.035	1.035	2,500	37	DEMAND	100
EMBEDDED DISTRIBUTOR SERVICE CLASSIFICATION	**kW**	Non-RPP (Other)	1.035	1.035	1,500,000	3,600		
STANDBY POWER SERVICE CLASSIFICATION	**kW**	Non-RPP (Other)	1.035	1.035				
Add additional scenarios if required			1.035	1.035				
Add additional scenarios if required			1.035	1.035				
Add additional scenarios if required			1.035	1.035				
Add additional scenarios if required			1.035	1.035				
Add additional scenarios if required			1.035	1.035				
Add additional scenarios if required			1.035	1.035				
Add additional scenarios if required			1.035	1.035				
Add additional scenarios if required			1.035	1.035				
Add additional scenarios if required			1.035	1.035				
Add additional scenarios if required			1.035	1.035				
Add additional scenarios if required			1.035	1.035				
Add additional scenarios if required			1.035	1.035				

Table 2

RATE CLASSES / CATEGORIES *(eg: Residential TOU, Residential Retailer)*	Units	Sub-Total						Total	
		A		B		C		Total Bill	
		$	%	$	%	$	%	$	%
RESIDENTIAL SERVICE CLASSIFICATION - RPP	kWh	$ 1.14	4.2%	$ (0.14)	-0.4%	$ (0.14)	-0.3%	$ (0.12)	-0.1%
GENERAL SERVICE LESS THAN 50 KW SERVICE CLASSIFICATION - RPP	kWh	$ 2.60	4.0%	$ (1.00)	-1.3%	$ (1.00)	-1.0%	$ (0.90)	-0.3%
GENERAL SERVICE 50 to 4,999 kW SERVICE CLASSIFICATION - Non-RPP (Other)	kW	$ 23.72	4.2%	$ (236.67)	-34.3%	$ (236.99)	-22.4%	$ (267.80)	-6.5%
LARGE USE SERVICE CLASSIFICATION - Non-RPP (Other)	kW	$ 829.73	2.7%	$ 829.73	2.7%	$ 805.56	1.3%	$ 910.29	0.2%
UNMETERED SCATTERED LOAD SERVICE CLASSIFICATION - RPP	kWh	$ 1.97	4.5%	$ (1.63)	-3.0%	$ (1.63)	-2.1%	$ (1.46)	-0.5%
STREET LIGHTING SERVICE CLASSIFICATION - Non-RPP (Other)	kW	$ 11.74	4.0%	$ (38.96)	-11.9%	$ (39.08)	-8.4%	$ (44.16)	-4.9%
EMBEDDED DISTRIBUTOR SERVICE CLASSIFICATION - Non-RPP (Other)	kW	$ 285.84	2.7%	$ 339.48	3.0%	$ 321.48	1.0%	$ 363.27	0.1%
STANDBY POWER SERVICE CLASSIFICATION - Non-RPP (Other)	kW	$ -	0.0%	$ -	0.0%	$ -	0.0%	$ -	0.0%

Customer Class:	RESIDENTIAL SERVICE CLASSIFICATION	
RPP / Non-RPP:	RPP	
Consumption	750	kWh
Demand	-	kW
Current Loss Factor	1.0350	
Proposed/Approved Loss Factor	1.0350	

	Current OEB-Approved			Proposed			Impact	
	Rate ($)	Volume	Charge ($)	Rate ($)	Volume	Charge ($)	$ Change	% Change
Monthly Service Charge	$ 27.34	1	$ 27.34	$ 28.08	1	$ 28.08	$ 0.74	2.70%
Distribution Volumetric Rate	$ -	750	$ -	$ -	750	$ -	$ -	
Fixed Rate Riders	$ -	1	$ -	$ 0.40	1	$ 0.40	$ 0.40	
Volumetric Rate Riders	$ -	750	$ -	$ -	750	$ -	$ -	
Sub-Total A (excluding pass through)			**$ 27.34**			**$ 28.48**	**$ 1.14**	**4.17%**
Line Losses on Cost of Power	$ 0.1275	26	$ 3.35	$ 0.1275	26	$ 3.35	$ -	0.00%
Total Deferral/Variance Account Rate Riders	$ 0.0003	750	$ 0.23	-$ 0.0014	750	$ (1.05)	$ (1.28)	-566.67%
CBR Class B Rate Riders	$ 0.0005	750	$ 0.38	$ 0.0005	750	$ 0.38	$ -	0.00%
GA Rate Riders	$ -	750	$ -	$ -	750	$ -	$ -	
Low Voltage Service Charge	$ -	750	$ -		750	$ -	$ -	
Smart Meter Entity Charge (if applicable)	$ 0.42	1	$ 0.42	$ 0.42	1	$ 0.42	$ -	0.00%
Additional Fixed Rate Riders	$ -	1	$ -	$ -	1	$ -	$ -	
Additional Volumetric Rate Riders	$ -	750	$ -	$ -	750	$ -	$ -	
Sub-Total B - Distribution (includes Sub-Total A)			**$ 31.71**			**$ 31.57**	**$ (0.14)**	**-0.43%**
RTSR - Network	$ 0.0114	776	$ 8.85	$ 0.0114	776	$ 8.85	$ -	0.00%
RTSR - Connection and/or Line and Transformation Connection	$ 0.0017	776	$ 1.32	$ 0.0017	776	$ 1.32	$ -	0.00%
Sub-Total C - Delivery (including Sub-Total B)			**$ 41.88**			**$ 41.74**	**$ (0.14)**	**-0.32%**
Wholesale Market Service Charge (WMSC)	$ 0.0047	776	$ 3.65	$ 0.0047	776	$ 3.65	$ -	0.00%
Rural and Remote Rate Protection (RRRP)	$ 0.0006	776	$ 0.47	$ 0.0006	776	$ 0.47	$ -	0.00%
Standard Supply Service Charge	$ 0.25	1	$ 0.25	$ 0.25	1	$ 0.25	$ -	0.00%
TOU - Off Peak	$ 0.0980	480	$ 47.04	$ 0.0980	480	$ 47.04	$ -	0.00%
TOU - Mid Peak	$ 0.1570	135	$ 21.20	$ 0.1570	135	$ 21.20	$ -	0.00%
TOU - On Peak	$ 0.2030	135	$ 27.41	$ 0.2030	135	$ 27.41	$ -	0.00%
Total Bill on TOU (before Taxes)			**$ 141.88**			**$ 141.75**	**$ (0.14)**	**-0.10%**
HST	13%		$ 18.44	13%		$ 18.43	$ (0.02)	-0.10%
Ontario Electricity Rebate	23.5%		$ (33.34)	23.5%		$ (33.31)	$ 0.03	
Total Bill on TOU			**$ 126.98**			**$ 126.86**	**$ (0.12)**	**-0.10%**

Customer Class:	GENERAL SERVICE LESS THAN 50 KW SERVICE CLASSIFICATION	
RPP / Non-RPP:	RPP	
Consumption	2,000	kWh
Demand	-	kW
Current Loss Factor	1.0350	
Proposed/Approved Loss Factor	1.0350	

	Current OEB-Approved			Proposed			Impact	
	Rate ($)	Volume	Charge ($)	Rate ($)	Volume	Charge ($)	$ Change	% Change
Monthly Service Charge	$ 33.46	1	$ 33.46	$ 34.36	1	$ 34.36	$ 0.90	2.70%
Distribution Volumetric Rate	$ 0.0160	2000	$ 32.00	$ 0.0164	2000	$ 32.80	$ 0.80	2.50%
Fixed Rate Riders	$ -	1	$ -	$ 0.50	1	$ 0.50	$ 0.50	
Volumetric Rate Riders	$ -	2000	$ -	$ 0.0002	2000	$ 0.40	$ 0.40	
Sub-Total A (excluding pass through)			**$ 65.46**			**$ 68.06**	**$ 2.60**	**3.97%**
Line Losses on Cost of Power	$ 0.1275	70	$ 8.93	$ 0.1275	70	$ 8.93	$ -	0.00%
Total Deferral/Variance Account Rate Riders	$ 0.0004	2,000	$ 0.80	-$ 0.0014	2,000	$ (2.80)	$ (3.60)	-450.00%
CBR Class B Rate Riders	$ 0.0005	2,000	$ 1.00	$ 0.0005	2,000	$ 1.00	$ -	0.00%
GA Rate Riders	$ -	2,000	$ -	$ -	2,000	$ -	$ -	
Low Voltage Service Charge	$ -	2,000	$ -		2,000	$ -	$ -	
Smart Meter Entity Charge (if applicable)	$ 0.42	1	$ 0.42	$ 0.42	1	$ 0.42	$ -	0.00%
Additional Fixed Rate Riders	$ -	1	$ -	$ -	1	$ -	$ -	
Additional Volumetric Rate Riders	$ -	2,000	$ -	$ -	2,000	$ -	$ -	
Sub-Total B - Distribution (includes Sub-Total A)			**$ 76.61**			**$ 75.61**	**$ (1.00)**	**-1.31%**
RTSR - Network	$ 0.0099	2,070	$ 20.49	$ 0.0099	2,070	$ 20.49	$ -	0.00%
RTSR - Connection and/or Line and Transformation Connection	$ 0.0016	2,070	$ 3.31	$ 0.0016	2,070	$ 3.31	$ -	0.00%
Sub-Total C - Delivery (including Sub-Total B)			**$ 100.41**			**$ 99.41**	**$ (1.00)**	**-1.00%**
Wholesale Market Service Charge (WMSC)	$ 0.0047	2,070	$ 9.73	$ 0.0047	2,070	$ 9.73	$ -	0.00%
Rural and Remote Rate Protection (RRRP)	$ 0.0006	2,070	$ 1.24	$ 0.0006	2,070	$ 1.24	$ -	0.00%
Standard Supply Service Charge	$ 0.25	1	$ 0.25	$ 0.25	1	$ 0.25	$ -	0.00%
TOU - Off Peak	$ 0.0980	1,280	$ 125.44	$ 0.0980	1,280	$ 125.44	$ -	0.00%
TOU - Mid Peak	$ 0.1570	360	$ 56.52	$ 0.1570	360	$ 56.52	$ -	0.00%
TOU - On Peak	$ 0.2030	360	$ 73.08	$ 0.2030	360	$ 73.08	$ -	0.00%
Total Bill on TOU (before Taxes)			**$ 366.67**			**$ 365.67**	**$ (1.00)**	**-0.27%**
HST	13%		$ 47.67	13%		$ 47.54	$ (0.13)	-0.27%
Ontario Electricity Rebate	23.5%		$ (86.17)	23.5%		$ (85.93)	$ 0.23	
Total Bill on TOU			**$ 328.17**			**$ 327.28**	**$ (0.90)**	**-0.27%**

Customer Class:	GENERAL SERVICE 50 to 4,999 kW SERVICE CLASSIFICATION	
RPP / Non-RPP:	Non-RPP (Other)	
Consumption	20,000	kWh
Demand	60	kW
Current Loss Factor	1.0350	
Proposed/Approved Loss Factor	1.0350	

	Current OEB-Approved			Proposed			Impact	
	Rate ($)	Volume	Charge ($)	Rate ($)	Volume	Charge ($)	$ Change	% Change
Monthly Service Charge	$ 222.94	1	$ 222.94	$ 228.96	1	$ 228.96	$ 6.02	2.70%
Distribution Volumetric Rate	$ 5.7394	60	$ 344.36	$ 5.8944	60	$ 353.66	$ 9.30	2.70%
Fixed Rate Riders	$ -	1	$ -	$ 3.30	1	$ 3.30	$ 3.30	
Volumetric Rate Riders	$ -	60	$ -	$ 0.0850	60	$ 5.10	$ 5.10	
Sub-Total A (excluding pass through)			**$ 567.30**			**$ 591.02**	**$ 23.72**	**4.18%**
Line Losses on Cost of Power	$ -	-	$ -	$ -	-	$ -	$ -	
Total Deferral/Variance Account Rate Riders	$ 0.1534	60	$ 9.20	-$ 0.5235	60	$ (31.41)	$ (40.61)	-441.26%
CBR Class B Rate Riders	$ 0.1832	60	$ 10.99	$ 0.1869	60	$ 11.21	$ 0.22	2.02%
GA Rate Riders	$ 0.0051	20,000	$ 102.00	-$ 0.0059	20,000	$ (118.00)	$ (220.00)	-215.69%
Low Voltage Service Charge	$ -	60	$ -		60	$ -	$ -	
Smart Meter Entity Charge (if applicable)	$ -	1	$ -	$ -	1	$ -	$ -	
Additional Fixed Rate Riders	$ -	1	$ -	$ -	1	$ -	$ -	
Additional Volumetric Rate Riders	$ -	60	$ -	$ -	60	$ -	$ -	
Sub-Total B - Distribution (includes Sub-Total A)			**$ 689.50**			**$ 452.83**	**$ (236.67)**	**-34.33%**
RTSR - Network	$ 5.2398	60	$ 314.39	$ 5.2198	60	$ 313.19	$ (1.20)	-0.38%
RTSR - Connection and/or Line and Transformation Connection	$ 0.9146	60	$ 54.88	$ 0.9293	60	$ 55.76	$ 0.88	1.61%
Sub-Total C - Delivery (including Sub-Total B)			**$ 1,058.76**			**$ 821.77**	**$ (236.99)**	**-22.38%**
Wholesale Market Service Charge (WMSC)	$ 0.0047	20,700	$ 97.29	$ 0.0047	20,700	$ 97.29	$ -	0.00%
Rural and Remote Rate Protection (RRRP)	$ 0.0006	20,700	$ 12.42	$ 0.0006	20,700	$ 12.42	$ -	0.00%
Standard Supply Service Charge	$ 0.25	1	$ 0.25	$ 0.25	1	$ 0.25	$ -	0.00%
Average IESO Wholesale Market Price	$ 0.1197	20,700	$ 2,477.79	$ 0.1197	20,700	$ 2,477.79	$ -	0.00%
Total Bill on Average IESO Wholesale Market Price			**$ 3,646.51**			**$ 3,409.52**	**$ (236.99)**	**-6.50%**
HST	13%		$ 474.05	13%		$ 443.24	$ (30.81)	-6.50%
Ontario Electricity Rebate	23.5%		$ (856.93)	23.5%		$ (801.24)		
Total Bill on Average IESO Wholesale Market Price			**$ 4,120.56**			**$ 3,852.76**	**$ (267.80)**	**-6.50%**

Customer Class:	LARGE USE SERVICE CLASSIFICATION	
RPP / Non-RPP:	Non-RPP (Other)	
Consumption	2,650,000	kWh
Demand	5,250	kW
Current Loss Factor	1.0350	
Proposed/Approved Loss Factor	1.0350	

	Current OEB-Approved			Proposed			Impact	
	Rate ($)	Volume	Charge ($)	Rate ($)	Volume	Charge ($)	$ Change	% Change
Monthly Service Charge	$ 20,736.13	1	$ 20,736.13	$ 21,296.01	1	$ 21,296.01	$ 559.88	2.70%
Distribution Volumetric Rate	$ 1.9045	5250	$ 9,998.63	$ 1.9559	5250	$ 10,268.48	$ 269.85	2.70%
Fixed Rate Riders	$ -	1	$ -	$ -	1	$ -	$ -	
Volumetric Rate Riders	$ -	5250	$ -	$ -	5250	$ -	$ -	
Sub-Total A (excluding pass through)			**$ 30,734.76**			**$ 31,564.49**	**$ 829.73**	**2.70%**
Line Losses on Cost of Power	$ -	-	$ -	$ -	-	$ -	$ -	
Total Deferral/Variance Account Rate Riders	$ -	5,250	$ -	$ -	5,250	$ -	$ -	
CBR Class B Rate Riders	$ -	5,250	$ -	$ -	5,250	$ -	$ -	
GA Rate Riders	$ -	2,650,000	$ -	$ -	2,650,000	$ -	$ -	
Low Voltage Service Charge	$ -	5,250	$ -		5,250	$ -	$ -	
Smart Meter Entity Charge (if applicable)	$ -	1	$ -	$ -	1	$ -	$ -	
Additional Fixed Rate Riders	$ -	1	$ -	$ -	1	$ -	$ -	
Additional Volumetric Rate Riders	$ -	5,250	$ -	$ -	5,250	$ -	$ -	
Sub-Total B - Distribution (includes Sub-Total A)			**$ 30,734.76**			**$ 31,564.49**	**$ 829.73**	**2.70%**
RTSR - Network	$ 4.8830	5,250	$ 25,635.75	$ 4.8644	5,250	$ 25,538.09	$ (97.66)	-0.38%
RTSR - Connection and/or Line and Transformation Connection	$ 0.8728	5,250	$ 4,582.20	$ 0.8868	5,250	$ 4,655.70	$ 73.50	1.60%
Sub-Total C - Delivery (including Sub-Total B)			**$ 60,952.71**			**$ 61,758.27**	**$ 805.56**	**1.32%**
Wholesale Market Service Charge (WMSC)	$ 0.0047	2,742,750	$ 12,890.93	$ 0.0047	2,742,750	$ 12,890.93	$ -	0.00%
Rural and Remote Rate Protection (RRRP)	$ 0.0006	2,742,750	$ 1,645.65	$ 0.0006	2,742,750	$ 1,645.65	$ -	0.00%
Standard Supply Service Charge	$ 0.25	1	$ 0.25	$ 0.25	1	$ 0.25	$ -	0.00%
Average IESO Wholesale Market Price	$ 0.1197	2,742,750	$ 328,307.18	$ 0.1197	2,742,750	$ 328,307.18	$ -	0.00%
Total Bill on Average IESO Wholesale Market Price			**$ 403,796.71**			**$ 404,602.27**	**$ 805.56**	**0.20%**
HST	13%		$ 52,493.57	13%		$ 52,598.29	$ 104.72	0.20%
Ontario Electricity Rebate	23.5%		$ -	23.5%		$ -		
Total Bill on Average IESO Wholesale Market Price			**$ 456,290.28**			**$ 457,200.56**	**$ 910.29**	**0.20%**

Customer Class:	**UNMETERED SCATTERED LOAD SERVICE CLASSIFICATION**	
RPP / Non-RPP:	**RPP**	
Consumption	**2,000**	**kWh**
Demand	**-**	**kW**
Current Loss Factor	**1.0350**	
Proposed/Approved Loss Factor	**1.0350**	

	Current OEB-Approved			Proposed			Impact	
	Rate ($)	Volume	Charge ($)	Rate ($)	Volume	Charge ($)	$ Change	% Change
Monthly Service Charge	$ 8.98	1	$ 8.98	$ 9.22	1	$ 9.22	$ 0.24	2.70%
Distribution Volumetric Rate	$ 0.0174	2000	$ 34.80	$ 0.0179	2000	$ 35.80	$ 1.00	2.87%
Fixed Rate Riders	$ -	1	$ -	$ 0.13	1	$ 0.13	$ 0.13	
Volumetric Rate Riders	$ -	2000	$ -	$ 0.0003	2000	$ 0.60	$ 0.60	
Sub-Total A (excluding pass through)			**$ 43.78**			**$ 45.75**	**$ 1.97**	**4.50%**
Line Losses on Cost of Power	$ 0.1275	70	$ 8.93	$ 0.1275	70	$ 8.93	$ -	0.00%
Total Deferral/Variance Account Rate Riders	$ 0.0004	2,000	$ 0.80	-$ 0.0014	2,000	$ (2.80)	$ (3.60)	-450.00%
CBR Class B Rate Riders	$ 0.0005	2,000	$ 1.00	$ 0.0005	2,000	$ 1.00	$ -	0.00%
GA Rate Riders	$ -	2,000	$ -	$ -	2,000	$ -	$ -	
Low Voltage Service Charge	$ -	2,000	$ -		2,000	$ -	$ -	
Smart Meter Entity Charge (if applicable)	$ -	1	$ -	$ -	1	$ -	$ -	
Additional Fixed Rate Riders	$ -	1	$ -	$ -	1	$ -	$ -	
Additional Volumetric Rate Riders	$ -	2,000	$ -	$ -	2,000	$ -	$ -	
Sub-Total B - Distribution (includes Sub-Total A)			**$ 54.51**			**$ 52.88**	**$ (1.63)**	**-2.99%**
RTSR - Network	$ 0.0099	2,070	$ 20.49	$ 0.0099	2,070	$ 20.49	$ -	0.00%
RTSR - Connection and/or Line and Transformation Connection	$ 0.0016	2,070	$ 3.31	$ 0.0016	2,070	$ 3.31	$ -	0.00%
Sub-Total C - Delivery (including Sub-Total B)			**$ 78.31**			**$ 76.68**	**$ (1.63)**	**-2.08%**
Wholesale Market Service Charge (WMSC)	$ 0.0047	2,070	$ 9.73	$ 0.0047	2,070	$ 9.73	$ -	0.00%
Rural and Remote Rate Protection (RRRP)	$ 0.0006	2,070	$ 1.24	$ 0.0006	2,070	$ 1.24	$ -	0.00%
Standard Supply Service Charge	$ 0.25	1	$ 0.25	$ 0.25	1	$ 0.25	$ -	0.00%
TOU - Off Peak	$ 0.0980	1,280	$ 125.44	$ 0.0980	1,280	$ 125.44	$ -	0.00%
TOU - Mid Peak	$ 0.1570	360	$ 56.52	$ 0.1570	360	$ 56.52	$ -	0.00%
TOU - On Peak	$ 0.2030	360	$ 73.08	$ 0.2030	360	$ 73.08	$ -	0.00%
Total Bill on TOU (before Taxes)			**$ 344.57**			**$ 342.94**	**$ (1.63)**	**-0.47%**
HST	13%		$ 44.79	13%		$ 44.58	$ (0.21)	-0.47%
Ontario Electricity Rebate	23.5%		$ (80.97)	23.5%		$ (80.59)	$ 0.38	
Total Bill on TOU			**$ 308.39**			**$ 306.93**	**$ (1.46)**	**-0.47%**

Customer Class:	**STREET LIGHTING SERVICE CLASSIFICATION**	
RPP / Non-RPP:	**Non-RPP (Other)**	
Consumption	**2,500**	**kWh**
Demand	**37**	**kW**
Current Loss Factor	**1.0350**	
Proposed/Approved Loss Factor	**1.0350**	

	Current OEB-Approved			Proposed			Impact	
	Rate ($)	Volume	Charge ($)	Rate ($)	Volume	Charge ($)	$ Change	% Change
Monthly Service Charge	$ 0.84	100	$ 84.00	$ 0.86	100	$ 86.00	$ 2.00	2.38%
Distribution Volumetric Rate	$ 5.6469	37	$ 208.94	$ 5.7994	37	$ 214.58	$ 5.64	2.70%
Fixed Rate Riders	$ -	100	$ -	$ 0.01	100	$ 1.00	$ 1.00	
Volumetric Rate Riders	$ -	37	$ -	$ 0.0836	37	$ 3.09	$ 3.09	
Sub-Total A (excluding pass through)			**$ 292.94**			**$ 304.67**	**$ 11.74**	**4.01%**
Line Losses on Cost of Power	$ 0.1197	88	$ 10.47	$ 0.1197	88	$ 10.47	$ -	0.00%
Total Deferral/Variance Account Rate Riders	$ 0.1412	37	$ 5.22	-$ 0.4879	37	$ (18.05)	$ (23.28)	-445.54%
CBR Class B Rate Riders	$ 0.1760	37	$ 6.51	$ 0.1782	37	$ 6.59	$ 0.08	1.25%
GA Rate Riders	$ 0.0051	2,500	$ 12.75	-$ 0.0059	2,500	$ (14.75)	$ (27.50)	-215.69%
Low Voltage Service Charge	$ -	37	$ -		37	$ -	$ -	
Smart Meter Entity Charge (if applicable)	$ -	100	$ -	$ -	100	$ -	$ -	
Additional Fixed Rate Riders	$ -	100	$ -	$ -	100	$ -	$ -	
Additional Volumetric Rate Riders	$ -	37	$ -	$ -	37	$ -	$ -	
Sub-Total B - Distribution (includes Sub-Total A)			**$ 327.90**			**$ 288.94**	**$ (38.96)**	**-11.88%**
RTSR - Network	$ 3.1863	37	$ 117.89	$ 3.1742	37	$ 117.45	$ (0.45)	-0.38%
RTSR - Connection and/or Line and Transformation Connection	$ 0.5567	37	$ 20.60	$ 0.5656	37	$ 20.93	$ 0.33	1.60%
Sub-Total C - Delivery (including Sub-Total B)			**$ 466.39**			**$ 427.31**	**$ (39.08)**	**-8.38%**
Wholesale Market Service Charge (WMSC)	$ 0.0047	2,588	$ 12.16	$ 0.0047	2,588	$ 12.16	$ -	0.00%
Rural and Remote Rate Protection (RRRP)	$ 0.0006	2,588	$ 1.55	$ 0.0006	2,588	$ 1.55	$ -	0.00%
Standard Supply Service Charge	$ 0.25	100	$ 25.00	$ 0.25	100	$ 25.00	$ -	0.00%
Average IESO Wholesale Market Price	$ 0.1197	2,500	$ 299.25	$ 0.1197	2,500	$ 299.25	$ -	0.00%
Total Bill on Average IESO Wholesale Market Price			**$ 804.35**			**$ 765.27**	**$ (39.08)**	**-4.86%**
HST	13%		$ 104.57	13%		$ 99.49	$ (5.08)	-4.86%
Ontario Electricity Rebate	23.5%		$ -	23.5%		$ -		
Total Bill on Average IESO Wholesale Market Price			**$ 908.92**			**$ 864.76**	**$ (44.16)**	**-4.86%**

Customer Class:	**EMBEDDED DISTRIBUTOR SERVICE CLASSIFICATION**	
RPP / Non-RPP:	**Non-RPP (Other)**	
Consumption	**1,500,000**	**kWh**
Demand	**3,600**	**kW**
Current Loss Factor	**1.0350**	
Proposed/Approved Loss Factor	**1.0350**	

	Current OEB-Approved			Proposed			Impact	
	Rate ($)	Volume	Charge ($)	Rate ($)	Volume	Charge ($)	$ Change	% Change
Monthly Service Charge	$ -	1	$ -	$ -	1	$ -	$ -	
Distribution Volumetric Rate	$ 2.9418	3600	$ 10,590.48	$ 3.0212	3600	$ 10,876.32	$ 285.84	2.70%
Fixed Rate Riders	$ -	1	$ -	$ -	1	$ -	$ -	
Volumetric Rate Riders	$ -	3600	$ -	$ -	3600	$ -	$ -	
Sub-Total A (excluding pass through)			**$ 10,590.48**			**$ 10,876.32**	**$ 285.84**	**2.70%**
Line Losses on Cost of Power	$ -	-	$ -	$ -	-	$ -	$ -	
Total Deferral/Variance Account Rate Riders	$ 0.1616	3,600	$ 581.76	$ 0.1765	3,600	$ 635.40	$ 53.64	9.22%
CBR Class B Rate Riders	$ -	3,600	$ -	$ -	3,600	$ -	$ -	
GA Rate Riders	$ -	1,500,000	$ -	$ -	1,500,000	$ -	$ -	
Low Voltage Service Charge	$ -	3,600	$ -		3,600	$ -	$ -	
Smart Meter Entity Charge (if applicable)	$ -	1	$ -	$ -	1	$ -	$ -	
Additional Fixed Rate Riders	$ -	1	$ -	$ -	1	$ -	$ -	
Additional Volumetric Rate Riders	$ -	3,600	$ -	$ -	3,600	$ -	$ -	
Sub-Total B - Distribution (includes Sub-Total A)			**$ 11,172.24**			**$ 11,511.72**	**$ 339.48**	**3.04%**
RTSR - Network	$ 4.9405	3,600	$ 17,785.80	$ 4.9217	3,600	$ 17,718.12	$ (67.68)	-0.38%
RTSR - Connection and/or Line and Transformation Connection	$ 0.8627	3,600	$ 3,105.72	$ 0.8765	3,600	$ 3,155.40	$ 49.68	1.60%
Sub-Total C - Delivery (including Sub-Total B)			**$ 32,063.76**			**$ 32,385.24**	**$ 321.48**	**1.00%**
Wholesale Market Service Charge (WMSC)	$ 0.0047	1,552,500	$ 7,296.75	$ 0.0047	1,552,500	$ 7,296.75	$ -	0.00%
Rural and Remote Rate Protection (RRRP)	$ 0.0006	1,552,500	$ 931.50	$ 0.0006	1,552,500	$ 931.50	$ -	0.00%
Standard Supply Service Charge	$ 0.25	1	$ 0.25	$ 0.25	1	$ 0.25	$ -	0.00%
Average IESO Wholesale Market Price	$ 0.1197	1,552,500	$ 185,834.25	$ 0.1197	1,552,500	$ 185,834.25	$ -	0.00%
Total Bill on Average IESO Wholesale Market Price			**$ 226,126.51**			**$ 226,447.99**	**$ 321.48**	**0.14%**
HST	13%		$ 29,396.45	13%		$ 29,438.24	$ 41.79	0.14%
Ontario Electricity Rebate	23.5%		$ -	23.5%		$ -		
Total Bill on Average IESO Wholesale Market Price			**$ 255,522.96**			**$ 255,886.23**	**$ 363.27**	**0.14%**

Customer Class:	STANDBY POWER SERVICE CLASSIFICATION	
RPP / Non-RPP:	Non-RPP (Other)	
Consumption	-	kWh
Demand	-	kW
Current Loss Factor	1.0350	
Proposed/Approved Loss Factor	1.0350	

	Current OEB-Approved			Proposed			Impact	
	Rate ($)	Volume	Charge ($)	Rate ($)	Volume	Charge ($)	$ Change	% Change
Monthly Service Charge	$ -	1	$ -	$ -	1	$ -	$ -	
Distribution Volumetric Rate	$ -	0	$ -	$ -	0	$ -	$ -	
Fixed Rate Riders	$ -	1	$ -	$ -	1	$ -	$ -	
Volumetric Rate Riders	$ -	0	$ -	$ -	0	$ -	$ -	
Sub-Total A (excluding pass through)			$ -			$ -	$ -	
Line Losses on Cost of Power	$ 0.1197	-	$ -	$ 0.1197	-	$ -	$ -	
Total Deferral/Variance Account Rate Riders	$ -	-	$ -	$ -	-	$ -	$ -	
CBR Class B Rate Riders	$ -	-	$ -	$ -	-	$ -	$ -	
GA Rate Riders	$ -	-	$ -	$ -	-	$ -	$ -	
Low Voltage Service Charge	$ -	-	$ -		-	$ -	$ -	
Smart Meter Entity Charge (if applicable)	$ -	1	$ -	$ -	1	$ -	$ -	
Additional Fixed Rate Riders	$ -	1	$ -	$ -	1	$ -	$ -	
Additional Volumetric Rate Riders	$ -	-	$ -	$ -	-	$ -	$ -	
Sub-Total B - Distribution (includes Sub-Total A)			$ -			$ -	$ -	
RTSR - Network	$ -	-	$ -	$ -	-	$ -	$ -	
RTSR - Connection and/or Line and Transformation Connection	$ -	-	$ -	$ -	-	$ -	$ -	
Sub-Total C - Delivery (including Sub-Total B)			$ -			$ -	$ -	
Wholesale Market Service Charge (WMSC)	$ 0.0047	-	$ -	$ 0.0047	-	$ -	$ -	
Rural and Remote Rate Protection (RRRP)	$ 0.0006	-	$ -	$ 0.0006	-	$ -	$ -	
Standard Supply Service Charge	$ 0.25	1	$ 0.25	$ 0.25	1	$ 0.25	$ -	0.00%
Average IESO Wholesale Market Price	$ 0.1197	-	$ -	$ 0.1197	-	$ -	$ -	
Total Bill on Average IESO Wholesale Market Price			$ 0.25			$ 0.25	$ -	0.00%
HST	13%		$ 0.03	13%		$ 0.03	$ -	0.00%
Ontario Electricity Rebate	23.5%		$ -	23.5%		$ -		
Total Bill on Average IESO Wholesale Market Price			$ 0.28			$ 0.28	$ -	0.00%

Ontario Energy Board

Incentive Rate-setting Mechanism Rate Generator for 2027 Filers

Quick Link

Ontario Energy Board's 2027 Electricity Distribution Rate Applications Webpage

Version 1.0

Utility Name	Enova Power Corp.
Service Territory	Waterloo North Rate Zone
Assigned EB Number	EB-2026-0033
Name of Contact and Title	Ravi Baichan, Director of Regulatory Affairs & Risk Management
Phone Number	226-972-5334
Email Address	ravi.baichan@enovapower.com
Rate Effective Date	Friday, January 1, 2027
Rate-Setting Method	**Price Cap IR**

1. Select the last Cost of Service rebasing year. **2021**

To determine the first year the continuity schedules in tab 3 will be generated for input, answer the following questions:
For all the the responses below, when selecting a year, select the year relating to the account balance. For example, if the 2021 balances that were reviewed in the 2023 rate application were to be selected, select 2021.

For guidance to complete tabs 3-7 of the IRM Rate Generator Model, refer to the DVA Workform Instructions document posted on the OEB's 2027 Electricity Distribution Rates webpage. Instructions

2. For Accounts 1588 and 1589, please indicate the year of the account balances that the accounts were last disposed on a final basis for information purposes. 2024

Determine whether scenario a or b below applies, then select the appropriate year.

a) If the account balances were last approved on a final basis, select the year of the year-end balances that were last approved for disposition on a final basis.

b) If the account balances were last approved on an interim basis, and

i) there are no changes to the previously approved interim balances, select the year of the year-end balances that were last approved for diposition on an interim basis.
ii) there are changes to the previously approved interim balances, select the year of the year-end balances that were last approved for disposition on a final basis.

2024

3. For the remaining Group 1 DVAs, please indicate the year of the account balances that were last disposed on a final basis 2024
Determine whether scenario a or b below applies, then select the appropriate year.

a) If the account balances were last approved on a final basis, select the year of the year-end balances that the balance was were last approved on a final basis.

b) If the accounts were last approved on an interim basis, and

i) there are no changes to the previously approved interim balances, select the year of the year-end balances that were last approved for diposition on an interim basis.
ii) If there are changes to the previously approved interim balances, select the year of the year-end balances that were last approved for disposition on a final basis.

2024

4. Select the earliest vintage year in which there is a balance in Account 1595. **2023**
(e.g. If 2020 is the earliest vintage year in which there is a balance in a 1595 sub-account, select 2020.)

5. Did you have any Class A customers at any point during the period that the Account 1589 balance accumulated (i.e. from the year the balance selected in #2 above to the year requested for disposition)? **Yes**

6. Did you have any Class A customers at any point during the period where the balance in Account 1580, Sub-account CBR Class B accumulated (i.e. from the year selected in #3 above to the year requested for disposition)? **Yes**

7. Retail Transmission Service Rates: Enova Power Corp. is: **Partially Embedded** **Within** Enova Power Corp (Legacy Kitchener Wilmot Hydro), Hydro One, Grandbridge **Distribution System(s)**
(If necessary, enter all host-distributors' names in the above green shaded cell.)

8. Have you transitioned to fully fixed rates? **Yes**

9. Do you want to update your low voltage service rate? **Yes**

Legend

Pale green cells represent input cells.

Pale blue cells represent drop-down lists. The applicant should select the appropriate item from the drop-down list.

Ontario Energy Board

Incentive Rate-setting Mechanism
Rate Generator for 2027 Filers

Enova Power Corp.
Waterloo North Rate Zone
TARIFF OF RATES AND CHARGES
Effective and Implementation Date January 1, 2026

This schedule supersedes and replaces all previously approved schedules of Rates, Charges and Loss Factors

EB-2025-0045

RESIDENTIAL SERVICE CLASSIFICATION

This classification applies to an account taking electricity at 750 volts or less where the electricity is used exclusively in a separate metered living accommodation. Customers shall be residing in single-dwelling units that consist of a detached house or one unit of a semi-detached, duplex, triplex or quadruplex house, with a residential zoning. Separately metered dwellings within a town house complex or apartment building also qualify as residential customers. All customers are single-phase. Class B consumers are defined in accordance with O. Reg. 429/04. Further servicing details are available in the distributor's Conditions of Service.

APPLICATION

The application of these rates and charges shall be in accordance with the Licence of the Distributor and any Code or Order of the Ontario Energy Board, and amendments thereto as approved by the Ontario Energy Board, which may be applicable to the administration of this schedule.

No rates and charges for the distribution of electricity and charges to meet the costs of any work or service done or furnished for the purpose of the distribution of electricity shall be made except as permitted by this schedule, unless required by the Distributor's Licence or a Code or Order of the Ontario Energy Board, and amendments thereto as approved by the Ontario Energy Board, or as specified herein.

Unless specifically noted, this schedule does not contain any charges for the electricity commodity, be it under the Regulated Price Plan, a contract with a retailer or the wholesale market price, as applicable.In addition, the charges in the MONTHLY RATES AND CHARGES - Regulatory Component of this schedule do not apply to a customer that is an embedded wholesale market participant.

It should be noted that this schedule does not list any charges, assessments or credits that are required by law to be invoiced by a distributor and that are not subject to Ontario Energy Board approval, such as the Global Adjustment and the HST.

MONTHLY RATES AND CHARGES - Delivery Component

Service Charge	$	38.91
Smart Metering Entity Charge - effective until December 31, 2027	$	0.42
Low Voltage Service Rate	$/kWh	0.0004
Rate Rider for Disposition of Global Adjustment Account (2026) - effective until December 31, 2026 Applicable only for Non-RPP Customers	$/kWh	0.0049
Rate Rider for Disposition of Deferral/Variance Accounts (2026) - effective until December 31, 2026	$/kWh	(0.0003)
Rate Rider for Disposition of Capacity Based Recovery Account (2026) - effective until December 31, 2026 Applicable only for Class B Customers	$/kWh	0.0005
Retail Transmission Rate - Network Service Rate	$/kWh	0.0117
Retail Transmission Rate - Line and Transformation Connection Service Rate	$/kWh	0.0029

MONTHLY RATES AND CHARGES - Regulatory Component

Wholesale Market Service Rate (WMS) - not including CBR	$/kWh	0.0041
Capacity Based Recovery (CBR) - Applicable for Class B Customers	$/kWh	0.0006

Rural or Remote Electricity Rate Protection Charge (RRRP)	$/kWh	0.0006
Standard Supply Service - Administrative Charge (if applicable)	$	0.25

GENERAL SERVICE LESS THAN 50 KW SERVICE CLASSIFICATION

This classification applies to a non residential account taking electricity at 750 volts or less whose average monthly maximum demand is less than, or is forecast to be less than, 50 kW. Class B consumers are defined in accordance with O. Reg. 429/04. Further servicing details are available in the distributor's Conditions of Service.

APPLICATION

The application of these rates and charges shall be in accordance with the Licence of the Distributor and any Code or Order of the Ontario Energy Board, and amendments thereto as approved by the Ontario Energy Board, which may be applicable to the administration of this schedule.

No rates and charges for the distribution of electricity and charges to meet the costs of any work or service done or furnished for the purpose of the distribution of electricity shall be made except as permitted by this schedule, unless required by the Distributor's Licence or a Code or Order of the Ontario Energy Board, and amendments thereto as approved by the Ontario Energy Board, or as specified herein.

Unless specifically noted, this schedule does not contain any charges for the electricity commodity, be it under the Regulated Price Plan, a contract with a retailer or the wholesale market price, as applicable.In addition, the charges in the MONTHLY RATES AND CHARGES - Regulatory Component of this schedule do not apply to a customer that is an embedded wholesale market participant.

It should be noted that this schedule does not list any charges, assessments or credits that are required by law to be invoiced by a distributor and that are not subject to Ontario Energy Board approval, such as the Global Adjustment and the HST.

MONTHLY RATES AND CHARGES - Delivery Component

Service Charge	$	33.71
Smart Metering Entity Charge - effective until December 31, 2027	$	0.42
Distribution Volumetric Rate	$/kWh	0.0228
Low Voltage Service Rate	$/kWh	0.0004
Rate Rider for Disposition of Global Adjustment Account (2026) - effective until December 31, 2026 Applicable only for Non-RPP Customers	$/kWh	0.0049
Rate Rider for Disposition of Deferral/Variance Accounts (2026) - effective until December 31, 2026	$/kWh	(0.0003)
Rate Rider for Disposition of Capacity Based Recovery Account (2026) - effective until December 31, 2026 Applicable only for Class B Customers	$/kWh	0.0005
Retail Transmission Rate - Network Service Rate	$/kWh	0.0109
Retail Transmission Rate - Line and Transformation Connection Service Rate	$/kWh	0.0027

MONTHLY RATES AND CHARGES - Regulatory Component

Wholesale Market Service Rate (WMS) - not including CBR	$/kWh	0.0041
Capacity Based Recovery (CBR) - Applicable for Class B Customers	$/kWh	0.0006
Rural or Remote Electricity Rate Protection Charge (RRRP)	$/kWh	0.0006
Standard Supply Service - Administrative Charge (if applicable)	$	0.25

GENERAL SERVICE 50 TO 4,999 KW SERVICE CLASSIFICATION

This classification applies to a non residential account whose average monthly maximum demand used for billing purposes is equal to or greater than, or is forecast to be equal to or greater than, 50 kW but less than 5,000 kW. Class A and Class B consumers are defined in accordance with O. Reg. 429/04. Further servicing details are available in the distributor's Conditions of Service. Note that for the application of the Retail Transmission Rate - Network Service Rate and the Retail Transmission Rate - Line and Transformation Connection Service Rate the following sub-classifications apply:General Service 50 to 999 kW non-interval metered; General Service 50 to 999 kW interval metered; and General Service 1,000 to 4,999 kW interval metered.

APPLICATION

The application of these rates and charges shall be in accordance with the Licence of the Distributor and any Code or Order of the Ontario Energy Board, and amendments thereto as approved by the Ontario Energy Board, which may be applicable to the administration of this schedule.

No rates and charges for the distribution of electricity and charges to meet the costs of any work or service done or furnished for the purpose of the distribution of electricity shall be made except as permitted by this schedule, unless required by the Distributor's Licence or a Code or Order of the Ontario Energy Board, and amendments thereto as approved by the Ontario Energy Board, or as specified herein.

Unless specifically noted, this schedule does not contain any charges for the electricity commodity, be it under the Regulated Price Plan, a contract with a retailer or the wholesale market price, as applicable.In addition, the charges in the MONTHLY RATES AND CHARGES - Regulatory Component of this schedule do not apply to a customer that is an embedded wholesale market participant.

If included in the following listing of monthly rates and charges, the rate rider for the disposition of WMS - Sub-account CBR Class B is not applicable to wholesale market participants (WMP), customers that transitioned between Class A and Class B during the variance account accumulation period, or to customers that were in Class A for the entire period. Customers who transitioned are to be charged or refunded their share of the variance disposed through customer specific billing adjustments. This rate rider is to be consistently applied for the entire period to the sunset date of the rate rider. In addition, this rate rider is applicable to all new Class B customers.

If included in the following listing of monthly rates and charges, the rate rider for the disposition of Global Adjustment is only applicable to non-RPP Class B customers. It is not applicable to WMP, customers that transitioned between Class A and Class B during the variance account accumulation period, or to customers that were in Class A for the entire period. Customers who transitioned are to be charged or refunded their share of the variance disposed through customer specific billing adjustments. This rate rider is to be consistently applied for the entire period to the sunset date of the rate rider. In addition, this rate rider is applicable to all new non-RPP Class B customers.

It should be noted that this schedule does not list any charges, assessments or credits that are required by law to be invoiced by a distributor and that are not subject to Ontario Energy Board approval, such as the Global Adjustment and the HST.

MONTHLY RATES AND CHARGES - Delivery Component

Service Charge	$	125.96
Distribution Volumetric Rate	$/kW	6.5814
Low Voltage Service Rate	$/kW	0.1851
Rate Rider for Disposition of Global Adjustment Account (2026) - effective until December 31, 2026 Applicable only for Non-RPP Customers	$/kWh	0.0049
Rate Rider for Disposition of Deferral/Variance Accounts (2026) - effective until December 31, 2026 Applicable only for Non-Wholesale Market Participants	$/kW	(0.3320)
Rate Rider for Disposition of Deferral/Variance Accounts (2026) - effective until December 31, 2026	$/kW	0.2443
Rate Rider for Disposition of Capacity Based Recovery Account (2026) - effective until December 31, 2026 Applicable only for Class B Customers	$/kW	0.1806

Retail Transmission Rate - Network Service Rate - Interval Metered (less than 1,000 kW)	$/kW	4.7623
Retail Transmission Rate - Network Service Rate - Interval Metered (less than 1,000 kW) - EV CHARGING	$/kW	0.8096
Retail Transmission Rate - Line and Trans. Connection Service Rate - Interval Metered (less than1,000 kW) (see Gross Load Billing Note)	$/kW	1.2958
Retail Transmission Rate - Line and Trans. Connection Service Rate - Interval Metered (less than1,000 kW) (see Gross Load Billing Note) - EV CHARGING	$/kW	0.2203
Retail Transmission Rate - Network Service Rate - Interval Metered (1,000 to 4,999 kW)	$/kW	4.7559

Retail Transmission Rate - Network Service Rate - Interval Metered (1,000 to 4,999 kW) - EV CHARGING	$/kW	0.8085
Retail Transmission Rate - Line and Trans. Connection Service Rate - Interval Metered (1,000 to 4,999 kW) (see Gross Load Billing Note)	$/kW	1.2948
Retail Transmission Rate - Line and Trans. Connection Service Rate - Interval Metered (1,000 to 4,999 kW) (see Gross Load Billing Note) - EV CHARGING	$/kW	0.2201

MONTHLY RATES AND CHARGES - Regulatory Component

Wholesale Market Service Rate (WMS) - not including CBR	$/kWh	0.0041
Capacity Based Recovery (CBR) - Applicable for Class B Customers	$/kWh	0.0006
Rural or Remote Electricity Rate Protection Charge (RRRP)	$/kWh	0.0006
Standard Supply Service - Administrative Charge (if applicable)	$	0.25

GROSS LOAD BILLING NOTE

The Billing Demand for Line and Transformation Connection Services is defined as the Non-Coincident Peak demand (MW) in any hour of the month. The customer demand in any hour is the sum of (a) the loss adjusted demand supplied from the distribution system plus (b) the demand that is supplied by embedded generation installed after October 30, 1998, which have installed capacity of 2 MW or more for renewable generation and 1 MW or higher for non-renewable generation. The term renewable generation refers to a facility that generates electricity from the following sources: wind, solar, Biomass, Bio-oil, Bio-gas, landfill gas, or water. The demand supplied by embedded generation will not be adjusted for loss.

LARGE USE SERVICE CLASSIFICATION

This classification applies to an account whose average monthly maximum demand used for billing purposes is equal to or greater than, or is forecast to be equal to or greater than, 5,000 kW. Class A and Class B consumers are defined in accordance with O. Reg. 429/04. Further servicing details are available in the distributor's Conditions of Service.

APPLICATION

The application of these rates and charges shall be in accordance with the Licence of the Distributor and any Code or Order of the Ontario Energy Board, and amendments thereto as approved by the Ontario Energy Board, which may be applicable to the administration of this schedule.

No rates and charges for the distribution of electricity and charges to meet the costs of any work or service done or furnished for the purpose of the distribution of electricity shall be made except as permitted by this schedule, unless required by the Distributor's Licence or a Code or Order of the Ontario Energy Board, and amendments thereto as approved by the Ontario Energy Board, or as specified herein.

Unless specifically noted, this schedule does not contain any charges for the electricity commodity, be it under the Regulated Price Plan, a contract with a retailer or the wholesale market price, as applicable.In addition, the charges in the MONTHLY RATES AND CHARGES - Regulatory Component of this schedule do not apply to a customer that is an embedded wholesale market participant.

If included in the following listing of monthly rates and charges, the rate rider for the disposition of WMS - Sub-account CBR Class B is not applicable to wholesale market participants (WMP), customers that transitioned between Class A and Class B during the variance account accumulation period, or to customers that were in Class A for the entire period. Customers who transitioned are to be charged or refunded their share of the variance disposed through customer specific billing adjustments. This rate rider is to be consistently applied for the entire period to the sunset date of the rate rider. In addition, this rate rider is applicable to all new Class B customers.

If included in the following listing of monthly rates and charges, the rate rider for the disposition of Global Adjustment is only applicable to non-RPP Class B customers. It is not applicable to WMP, customers that transitioned between Class A and Class B during the variance account accumulation period, or to customers that were in Class A for the entire period. Customers who transitioned are to be charged or refunded their share of the variance disposed through customer specific billing adjustments. This rate rider is to be consistently applied for the entire period to the sunset date of the rate rider. In addition, this rate rider is applicable to all new non-RPP Class B customers.

It should be noted that this schedule does not list any charges, assessments or credits that are required by law to be invoiced by a distributor and that are not subject to Ontario Energy Board approval, such as the Global Adjustment and the HST.

MONTHLY RATES AND CHARGES - Delivery Component

Service Charge	$	7,359.96
Distribution Volumetric Rate	$/kW	5.2390
Low Voltage Service Rate	$/kW	0.1858
Rate Rider for Disposition of Deferral/Variance Accounts (2026) - effective until December 31, 2026	$/kW	(0.1307)
Retail Transmission Rate - Network Service Rate - Interval Metered	$/kW	5.2728

Retail Transmission Rate - Line and Transformation Connection Service Rate - Interval Metered (see Gross Load Billing Note)	$/kW	1.3006

MONTHLY RATES AND CHARGES - Regulatory Component

Wholesale Market Service Rate (WMS) - not including CBR	$/kWh	0.0041
Capacity Based Recovery (CBR) - Applicable for Class B Customers	$/kWh	0.0006
Rural or Remote Electricity Rate Protection Charge (RRRP)	$/kWh	0.0006
Standard Supply Service - Administrative Charge (if applicable)	$	0.25

GROSS LOAD BILLING NOTE

The Billing Demand for Line and Transformation Connection Services is defined as the Non-Coincident Peak demand (MW) in any hour of the month. The customer demand in any hour is the sum of (a) the loss adjusted demand supplied from the distribution system plus (b) the demand that is supplied by embedded generation installed after October 30, 1998, which have installed capacity of 2 MW or more for renewable generation and 1 MW or higher for non-renewable generation. The term renewable generation refers to a facility that generates electricity from the following sources: wind, solar, Biomass, Bio-oil, Bio-gas, landfill gas, or water. The demand supplied by embedded generation will not be adjusted for loss.

UNMETERED SCATTERED LOAD SERVICE CLASSIFICATION

This classification applies to an account taking electricity at 750 volts or less whose average monthly maximum demand is less than, or is forecast to be less than, 50 kW and the consumption is unmetered. Such connections include cable TV power packs, bus shelters, telephone booths, traffic lights, railway crossings, etc. The level of the consumption will be agreed to by the distributor and the customer, based on detailed manufacturer information/ documentation with regard to electrical consumption of the unmetered load or periodic monitoring of actual consumption. Class B consumers are defined in accordance with O. Reg. 429/04. Further servicing details are available in the distributor's Conditions of Service.

APPLICATION

The application of these rates and charges shall be in accordance with the Licence of the Distributor and any Code or Order of the Ontario Energy Board, and amendments thereto as approved by the Ontario Energy Board, which may be applicable to the administration of this schedule.

No rates and charges for the distribution of electricity and charges to meet the costs of any work or service done or furnished for the purpose of the distribution of electricity shall be made except as permitted by this schedule, unless required by the Distributor's Licence or a Code or Order of the Ontario Energy Board, and amendments thereto as approved by the Ontario Energy Board, or as specified herein.

Unless specifically noted, this schedule does not contain any charges for the electricity commodity, be it under the Regulated Price Plan, a contract with a retailer or the wholesale market price, as applicable.In addition, the charges in the MONTHLY RATES AND CHARGES - Regulatory Component of this schedule do not apply to a customer that is an embedded wholesale market participant.

It should be noted that this schedule does not list any charges, assessments or credits that are required by law to be invoiced by a distributor and that are not subject to Ontario Energy Board approval, such as the Global Adjustment and the HST.

MONTHLY RATES AND CHARGES - Delivery Component

Service Charge (per connection)	$	11.20
Distribution Volumetric Rate	$/kWh	0.0216
Low Voltage Service Rate	$/kWh	0.0004
Rate Rider for Disposition of Capacity Based Recovery Account (2026) - effective until December 31, 2026 Applicable only for Class B Customers	$/kWh	0.0005
Rate Rider for Disposition of Deferral/Variance Accounts (2026) - effective until December 31, 2026	$/kWh	(0.0002)
Retail Transmission Rate - Network Service Rate	$/kWh	0.0109
Retail Transmission Rate - Line and Transformation Connection Service Rate	$/kWh	0.0027

MONTHLY RATES AND CHARGES - Regulatory Component

Wholesale Market Service Rate (WMS) - not including CBR	$/kWh	0.0041
Capacity Based Recovery (CBR) - Applicable for Class B Customers	$/kWh	0.0006
Rural or Remote Electricity Rate Protection Charge (RRRP)	$/kWh	0.0006
Standard Supply Service - Administrative Charge (if applicable)	$	0.25

STREET LIGHTING SERVICE CLASSIFICATION

This classification applies to an account for roadway lighting with a Municipality, Regional Municipality, Ministry of Transportation and private roadway lighting, controlled by photo cells. The consumption for these customers will be based on the calculated connected load times the required lighting times established in the approved Ontario Energy Board street lighting load shape template. Class B consumers are defined in accordance with O. Reg. 429/04. Further servicing details are available in the distributor's Conditions of Service.

APPLICATION

The application of these rates and charges shall be in accordance with the Licence of the Distributor and any Code or Order of the Ontario Energy Board, and amendments thereto as approved by the Ontario Energy Board, which may be applicable to the administration of this schedule.

No rates and charges for the distribution of electricity and charges to meet the costs of any work or service done or furnished for the purpose of the distribution of electricity shall be made except as permitted by this schedule, unless required by the Distributor's Licence or a Code or Order of the Ontario Energy Board, and amendments thereto as approved by the Ontario Energy Board, or as specified herein.

Unless specifically noted, this schedule does not contain any charges for the electricity commodity, be it under the Regulated Price Plan, a contract with a retailer or the wholesale market price, as applicable.In addition, the charges in the MONTHLY RATES AND CHARGES - Regulatory Component of this schedule do not apply to a customer that is an embedded wholesale market participant.

It should be noted that this schedule does not list any charges, assessments or credits that are required by law to be invoiced by a distributor and that are not subject to Ontario Energy Board approval, such as the Global Adjustment and the HST.

MONTHLY RATES AND CHARGES - Delivery Component

Service Charge (per device)	$	0.42
Distribution Volumetric Rate	$/kW	12.0094
Low Voltage Service Rate	$/kW	0.1146
Rate Rider for Disposition of Global Adjustment Account (2026) - effective until December 31, 2026 Applicable only for Non-RPP Customers	$/kWh	0.0049
Rate Rider for Disposition of Deferral/Variance Accounts (2026) - effective until December 31, 2026	$/kW	(0.0825)
Rate Rider for Disposition of Capacity Based Recovery Account (2026) - effective until December 31, 2026 Applicable only for Class B Customers	$/kW	0.1725
Retail Transmission Rate - Network Service Rate	$/kW	3.3816
Retail Transmission Rate - Line and Transformation Connection Service Rate	$/kW	0.8019

MONTHLY RATES AND CHARGES - Regulatory Component

Wholesale Market Service Rate (WMS) - not including CBR	$/kWh	0.0041
Capacity Based Recovery (CBR) - Applicable for Class B Customers	$/kWh	0.0006
Rural or Remote Electricity Rate Protection Charge (RRRP)	$/kWh	0.0006
Standard Supply Service - Administrative Charge (if applicable)	$	0.25

EMBEDDED DISTRIBUTOR SERVICE CLASSIFICATION

This classification applies to an electricity distributor licensed by the Ontario Energy Board that is provided electricity by means of this distributor's facilities. Class B consumers are defined in accordance with O. Reg. 429/04. Further servicing details are available in the distributor's Conditions of Service.

APPLICATION

The application of these rates and charges shall be in accordance with the Licence of the Distributor and any Code or Order of the Ontario Energy Board, and amendments thereto as approved by the Ontario Energy Board, which may be applicable to the administration of this schedule.

No rates and charges for the distribution of electricity and charges to meet the costs of any work or service done or furnished for the purpose of the distribution of electricity shall be made except as permitted by this schedule, unless required by the Distributor's Licence or a Code or Order of the Ontario Energy Board, and amendments thereto as approved by the Ontario Energy Board, or as specified herein.

Unless specifically noted, this schedule does not contain any charges for the electricity commodity, be it under the Regulated Price Plan, a contract with a retailer or the wholesale market price, as applicable.In addition, the charges in the MONTHLY RATES AND CHARGES - Regulatory Component of this schedule do not apply to a customer that is an embedded wholesale market participant.

It should be noted that this schedule does not list any charges, assessments or credits that are required by law to be invoiced by a distributor and that are not subject to Ontario Energy Board approval, such as the Global Adjustment and the HST.

MONTHLY RATES AND CHARGES - Delivery Component

Distribution Volumetric Rate	$/kW	0.0255
Rate Rider for Disposition of Global Adjustment Account (2026) - effective until December 31, 2026 Applicable only for Non-RPP Customers	$/kWh	0.0049
Rate Rider for Disposition of Deferral/Variance Accounts (2026) - effective until December 31, 2026	$/kW	(0.1123)
Rate Rider for Disposition of Capacity Based Recovery Account (2026) - effective until December 31, 2026 Applicable only for Class B Customers	$/kW	0.2343

MONTHLY RATES AND CHARGES - Regulatory Component

Wholesale Market Service Rate (WMS) - not including CBR	$/kWh	0.0041
Capacity Based Recovery (CBR) - Applicable for Class B Customers	$/kWh	0.0006
Rural or Remote Electricity Rate Protection Charge (RRRP)	$/kWh	0.0006
Standard Supply Service - Administrative Charge (if applicable)	$	0.25

microFIT SERVICE CLASSIFICATION

This classification applies to an electricity generation facility contracted under the Independent Electricity System Operator's microFIT program and connected to the distributor's distribution system. Further servicing details are available in the distributor's Conditions of Service.

APPLICATION

The application of these rates and charges shall be in accordance with the Licence of the Distributor and any Code or Order of the Ontario Energy Board, and amendments thereto as approved by the Ontario Energy Board, which may be applicable to the administration of this schedule.

No rates and charges for the distribution of electricity and charges to meet the costs of any work or service done or furnished for the purpose of the distribution of electricity shall be made except as permitted by this schedule, unless required by the Distributor's Licence or a Code or Order of the Ontario Energy Board, and amendments thereto as approved by the Ontario Energy Board, or as specified herein.

Unless specifically noted, this schedule does not contain any charges for the electricity commodity, be it under the Regulated Price Plan, a contract with a retailer or the wholesale market price, as applicable.

It should be noted that this schedule does not list any charges, assessments or credits that are required by law to be invoiced by a distributor and that are not subject to Ontario Energy Board approval, such as the Global Adjustment and the HST.

MONTHLY RATES AND CHARGES - Delivery Component

Service Charge	$	5.00

ALLOWANCES

Transformer Allowance for Ownership - per kW of billing demand/month	$/kW	(0.6000)
Primary Metering Allowance for Transformer Losses - applied to measured demand & energy	%	(1.00)

SPECIFIC SERVICE CHARGES

APPLICATION

The application of these rates and charges shall be in accordance with the Licence of the Distributor and any Code or Order of the Ontario Energy Board, and amendments thereto as approved by the Ontario Energy Board, which may be applicable to the administration of this schedule.

No charges to meet the costs of any work or service done or furnished for the purpose of the distribution of electricity shall be made except as permitted by this schedule, unless required by the Distributor's Licence or a Code or Order of the Ontario Energy Board, and amendments thereto as approved by the Ontario Energy Board, or as specified herein.

It should be noted that this schedule does not list any charges, assessments or credits that are required by law to be invoiced by a distributor and that are not subject to Ontario Energy Board approval, such as the Global Adjustment and the HST.

Customer Administration

Easement letter	$	15.00
Returned cheque (plus bank charges)	$	15.00
Duplicate invoices for previous billing	$	15.00
Income tax letter	$	15.00
Account set up charge / change of occupancy charge (plus credit agency costs if applicable)	$	30.00
Meter dispute charge plus Measurement Canada fees (if meter found correct)	$	30.00

Non-Payment of Account

Late payment - per month (effective annual rate 19.56% per annum or 0.04896% compounded daily rate)	%	1.50
Reconnection at meter - during regular hours	$	65.00
Reconnection at meter - after regular hours	$	185.00

Other

Specific charge for access to the power poles - $/pole/year (with the exception of wireless attachments)	$	40.59
Owner Requested Disconnection/Reconnection at Meter – During Regular Hours	$	130.00
Owner Requested Disconnection/Reconnection at Meter – After Regular Hours	$	335.00
Owner Requested Disconnection/Reconnection at Pole/Transformer – During Regular Hours	$	310.00
Owner Requested Disconnection/Reconnection at Pole/Transformer – After Regular Hours	$	685.00

RETAIL SERVICE CHARGES (if applicable)

APPLICATION

The application of these rates and charges shall be in accordance with the Licence of the Distributor and any Code or Order of the Ontario Energy Board, and amendments thereto as approved by the Ontario Energy Board, which may be applicable to the administration of this schedule.

No rates and charges for the distribution of electricity and charges to meet the costs of any work or service done or furnished for the purpose of the distribution of electricity shall be made except as permitted by this schedule, unless required by the Distributor's Licence or a Code or Order of the Ontario Energy Board, and amendments thereto as approved by the Ontario Energy Board, or as specified herein.

Unless specifically noted, this schedule does not contain any charges for the electricity commodity, be it under the Regulated Price Plan, a contract with a retailer or the wholesale market price, as applicable.

It should be noted that this schedule does not list any charges, assessments or credits that are required by law to be invoiced by a distributor and that are not subject to Ontario Energy Board approval, such as the Global Adjustment and the HST.

Retail Service Charges refer to services provided by a distributor to retailers or customers related to the supply of competitive electricity		
One-time charge, per retailer, to establish the service agreement between the distributor and the retailer	$	125.72
Monthly Fixed Charge, per retailer	$	50.29
Monthly Variable Charge, per customer, per retailer	$/cust.	1.24
Distributor-consolidated billing monthly charge, per customer, per retailer	$/cust.	0.74
Retailer-consolidated billing monthly credit, per customer, per retailer	$/cust.	(0.74)
Service Transaction Requests (STR)		
Request fee, per request, applied to the requesting party	$	0.63
Processing fee, per request, applied to the requesting party	$	1.24
Request for customer information as outlined in Section 10.6.3 and Chapter 11 of the Retail Settlement Code directly to retailers and customers, if not delivered electronically through the Electronic Business Transaction (EBT) system, applied to the requesting party		
Up to twice a year	$	no charge
More than twice a year, per request (plus incremental delivery costs)	$	5.03
Notice of switch letter charge, per letter (unless the distributor has opted out of applying the charge as per the Ontario Energy Board's Decision and Order EB-2015-0304, issued on February 14, 2019)	$	2.51

LOSS FACTORS

If the distributor is not capable of prorating changed loss factors jointly with distribution rates, the revised loss factors will be implemented upon the first subsequent billing for each billing cycle.

Total Loss Factor - Secondary Metered Customer < 5,000 kW	1.0353
Total Loss Factor - Secondary Metered Customer > 5,000 kW	1.0136
Total Loss Factor - Primary Metered Customer < 5,000 kW	1.025
Total Loss Factor - Primary Metered Customer > 5,000 kW	1.0036

Ontario Energy Board

Incentive Rate-setting Mechanism Rate Generator for 2027 Filers

Please complete the following continuity schedule for the following Deferral/Variance Accounts. Enter information into green cells only. Please see DVA Workform Instructions for guidance on how to complete tabs 3-7. Column BV has been prepopulated from the latest 2.1.7 RRR filing.

Please refer to the footnotes for further instructions.

Account Descriptions	Account Number
Group 1 Accounts	
LV Variance Account	1550
Smart Metering Entity Charge Variance Account	1551
RSVA - Wholesale Market Service Charge[5]	1580
Variance WMS – Sub-account CBR Class A[5]	1580
Variance WMS – Sub-account CBR Class B[5]	1580
RSVA - Retail Transmission Network Charge	1584
RSVA - Retail Transmission Connection Charge	1586
RSVA - Power[4]	1588
RSVA - Global Adjustment[4]	1589
Disposition and Recovery/Refund of Regulatory Balances (2023)[3]	1595
Disposition and Recovery/Refund of Regulatory Balances (2024)[3]	1595
Disposition and Recovery/Refund of Regulatory Balances (2025)[3]	1595
Disposition and Recovery/Refund of Regulatory Balances (2026)[3] *Not to be disposed of until two years after rate rider has expired and that balance has been audited.* *Refer to the Filing Requirements for disposition eligibility.*	1595
RSVA - Global Adjustment requested for disposition	**1589**
Total Group 1 Balance excluding Account 1589 - Global Adjustment requested for disposition	
Total Group 1 Balance requested for disposition	
LRAM Variance Account (only input amounts if applying for disposition of this account)	**1568**
Total Group 1 balance including Account 1568 requested for disposition	

2023									
Opening Principal Amounts as of Jan 1, 2023	Transactions Debit / (Credit) during 2023	OEB-Approved Disposition during 2023	Principal Adjustments1 during 2023	Closing Principal Balance as of Dec 31, 2023	Opening Interest Amounts as of Jan 1, 2023	Interest Jan 1 to Dec 31, 2023	OEB-Approved Disposition during 2023	Interest Adjustments1 during 2023	Closing Interest Amounts as of Dec 31, 2023
0				0	0				0
0				0	0				0
0				0	0				0
0				0	0				0
0				0	0				0
0				0	0				0
0				0	0				0
0				0	0				0
0				0	0				0
0	590,665	544,120		46,546	0	(15,371)	81,682		(97,053)
0				0	0				0
0				0	0				0
0				0	0				0
0	0	0	0	0	0	0	0	0	0
0	590,665	544,120	0	46,546	0	(15,371)	81,682	0	(97,053)
0	590,665	544,120	0	46,546	0	(15,371)	81,682	0	(97,053)
0				0	0				0
0	590,665	544,120	0	46,546	0	(15,371)	81,682	0	(97,053)

2024										
Opening Principal Amounts as of Jan 1, 2024	Transactions Debit / (Credit) during 2024	OEB-Approved Disposition during 2024	Principal Adjustments1 during 2024	Closing Principal Balance as of Dec 31, 2024	Opening Interest Amounts as of Jan 1, 2024	Interest Jan 1 to Dec 31, 2024	OEB-Approved Disposition during 2024	Interest Adjustments1 during 2024	Closing Interest Amounts as of Dec 31, 2024	Opening Principal Amounts as of Jan 1, 2025
0			171,474	171,474	0			12,699	12,699	171,474
0			(160,811)	(160,811)	0			(8,592)	(8,592)	(160,811)
0			(2,120,707)	(2,120,707)	0			(137,494)	(137,494)	(2,120,707)
0			0	0	0			0	0	0
0			727,637	727,637	0			11,121	11,121	727,637
0			1,280,296	1,280,296	0			46,918	46,918	1,280,296
0			253,044	253,044	0			12,831	12,831	253,044
0			(309,645)	(309,645)	0			7,935	7,935	(309,645)
0			3,091,782	3,091,782	0			172,954	172,954	3,091,782
46,546	4,071	0		50,616	(97,053)	2,583	0		(94,470)	50,616
0	(4,000,689)	(3,746,265)		(254,424)	0	119,066	(277,641)		396,707	(254,424)
0				0	0				0	0
0				0	0				0	0
0	0	0	3,091,782	3,091,782	0	0	0	172,954	172,954	3,091,782
46,546	(3,996,618)	(3,746,265)	(158,711)	(362,518)	(97,053)	121,649	(277,641)	(54,581)	247,656	(362,518)
46,546	(3,996,618)	(3,746,265)	2,933,071	2,729,264	(97,053)	121,649	(277,641)	118,373	420,610	2,729,264
0				0	0				0	0
46,546	(3,996,618)	(3,746,265)	2,933,071	2,729,264	(97,053)	121,649	(277,641)	118,373	420,610	2,729,264

2025								
Transactions Debit/ (Credit) during 2025	OEB-Approved Disposition during 2025	Principal Adjustments1 during 2025	Closing Principal Balance as of Dec 31, 2025	Opening Interest Amounts as of Jan 1, 2025	Interest Jan 1 to Dec 31, 2025	OEB-Approved Disposition during 2025	Interest Adjustments1 during 2025	Closing Interest Amounts as of Dec 31, 2025
(50,271)	241,677		(120,473)	12,699	(4,036)	16,670		(8,007)
(24,290)	(113,289)		(71,812)	(8,592)	(1,695)	(7,591)		(2,696)
(2,377,751)	(1,566,980)		(2,931,478)	(137,494)	(13,931)	(129,365)		(22,060)
0	0		0	0	0	0		0
588,498	190,619		1,125,516	11,121	21,280	7,959		24,442
313,231	440,073		1,153,454	46,918	26,208	30,251		42,875
(48,475)	129,501		75,068	12,831	2,110	9,111		5,830
1,583,012	390,266	(1,413,618)	(530,518)	7,935	(13,691)	(5,683)		(72)
(2,897,840)	983,629	325,949	(463,738)	172,954	17,453	166,351		24,056
(1)	0		50,615	(94,470)	1,596	0		(92,875)
140	0		(254,284)	396,707	(10,128)	0		386,580
(707,378)	(685,999)		(21,379)	0	13,650	37,231		(23,581)
			0	0				0
(2,897,840)	983,629	325,949	(463,738)	172,954	17,453	166,351	0	24,056
(723,286)	(974,131)	(1,413,618)	(1,525,291)	247,656	21,364	(41,416)	0	310,436
(3,621,126)	9,497	(1,087,670)	(1,989,029)	420,610	38,817	124,935	0	334,492
	0		0	0				0
(3,621,126)	9,497	(1,087,670)	(1,989,029)	420,610	38,817	124,935	0	334,492

2026				Projected Interest on Dec-31-2026 Balances			
Principal Disposition during 2026 - instructed by OEB	Interest Disposition during 2026 - instructed by OEB	Closing Principal Balances as of Dec 31, 2024 Adjusted for Disposition during 2026	Closing Interest Balances as of Dec 31, 2024 Adjusted for Disposition during 2026	Projected Interest from Jan 1, 2026 to Dec 31, 2026 on Dec 31, 2025 balance adjusted for disposition during 2026 [2]	Projected Interest from Jan 1, 2027 to Apr 30, 2027 on Dec 31, 2025 balance adjusted for disposition during 2026 [2]	Total Interest	Total Claim
(70,202)	(6,178)	(50,271)	(1,829)	(1,278)		(3,107)	(53,379)
(47,522)	(2,495)	(24,290)	(201)	(618)		(819)	(25,109)
(553,727)	(25,537)	(2,377,751)	3,477	(60,467)		(56,990)	(2,434,742)
0	0	0	0			0	0
537,018	20,044	588,498	4,398	14,966		19,363	607,861
840,224	43,081	313,231	(206)	7,966		7,760	320,990
123,542	7,604	(48,475)	(1,774)	(1,233)		(3,006)	(51,481)
(699,911)	2,634	169,394	(2,706)	(90,783)		(93,489)	75,904
2,108,153	84,115	(2,571,891)	(60,059)	(64,603)		(124,662)	(2,696,553)
0	0	50,615	(92,875)	1,287		(91,588)	(40,973)
0	0	(254,284)	386,580	(6,466)		380,113	0
0	0	(21,379)	(23,581)	(544)		(24,125)	0
		0	0			0	0
2,108,153	84,115	(2,571,891)	(60,059)	(64,603)	0	(124,662)	(2,696,553)
129,422	39,154	(1,654,713)	271,283	(137,171)	0	134,112	(1,600,928)
2,237,575	123,269	(4,226,604)	211,223	(201,773)	0	9,450	(4,297,481)
		0	0			0	0
2,237,575	123,269	(4,226,604)	211,223	(201,773)	0	9,450	(4,297,481)

	2.1.7 RRR[5]		
Account Disposition: Yes/No?	As of Dec 31, 2025	Variance RRR vs. 2025 Balance (Principal + Interest)	
	(128,480)	0	
	(74,508)	(0)	
	(1,803,582)	1,149,957	
	0	0	
	1,149,957	(1)	
	1,196,329	(1)	
	80,898	0	
	1,233,522	1,764,112	Please provide an explanation of the variance in the Manager's Summary
	(408,165)	31,517	Please provide an explanation of the variance in the Manager's Summary
Yes	(42,260)	(0)	
No	132,296	(0)	
No	(44,960)	(0)	
No			
		0	
	(408,165)	31,517	
	549,255	1,764,110	
	141,090	1,795,627	
		0	
	141,090	1,795,627	

Ontario Energy Board

Incentive Rate-setting Mechanism Rate Generator for 2027 Filers

Data on this worksheet has been populated using your most recent RRR filing.

Have you confirmed the accuracy of the data below? **Yes**

If a distributor uses the actual GA price to bill non-RPP Class B customers for an entire rate class, it must exclude these customers from the allocation of the GA balance and the calculation of the resulting rate riders. These rate classes are not to be charged/refunded the general GA rate rider as they did not contribute to the GA balance.

If you have identified any issues or need any adjustments, please contact ratemodels@oeb.ca.

Rate Class	Unit	Total Metered kWh	Total Metered kW	Metered kWh for Non-RPP Customers (excluding WMP)	Metered kW for Non-RPP Customers (excluding WMP)	Metered kWh for Wholesale Market Participants (WMP)	Metered kW for Wholesale Market Participants (WMP)	Total Metered kWh less WMP consumption *(if applicable)*	Total Metered kW less WMP consumption *(if applicable)*	Account 1509 Allocation ($ distribution revenue from last COS)	1595 Recovery Proportion (2023) [1]	1568 LRAM Variance Account Class Allocation ($ amounts)	Number of Customers for Residential and GS<50 classes[3]
RESIDENTIAL SERVICE CLASSIFICATION	kWh	462,371,774	0	3,603,123	0	0	0	462,371,774	0		31%		53,298
GENERAL SERVICE LESS THAN 50 KW SERVICE CLASSIFICATION	kWh	220,045,414	0	34,211,303	0	0	0	220,045,414	0		13%		6,201
GENERAL SERVICE 50 to 4,999 kW SERVICE CLASSIFICATION	kW	672,942,246	1,776,669	575,744,641	1,525,275	7,877,442	19,164	665,064,804	1,757,505		46%		671
LARGE USE SERVICE CLASSIFICATION	kW	93,284,666	163,944	93,284,666	163,944	0	0	93,284,666	163,944		6%		1
UNMETERED SCATTERED LOAD SERVICE CLASSIFICATION	kWh	3,551,222	0	0	0	0	0	3,551,222	0		0%		574
STREET LIGHTING SERVICE CLASSIFICATION	kW	3,575,638	9,977	3,575,638	9,977	0	0	3,575,638	9,977		0%		15,534
EMBEDDED DISTRIBUTOR SERVICE CLASSIFICATION	kW	52,095,723	105,712	52,095,723	105,712			52,095,723	105,712		3%		1
	Total	1,507,866,684	2,056,302	762,515,094	1,804,908	7,877,442	19,164	1,499,989,242	2,037,138	0	100%	0	76,280

Threshold Test

Total Claim (including Account 1568)	($4,297,481)
Total Claim for Threshold Test (All Group 1 Accounts)	($4,297,481)
Threshold Test (Total claim per kWh) [2]	($0.0029)

Currently, the threshold test has been met and the default is that Group 1 account balances will be disposed. If you are requesting not to dispose of the Group 1 account balances, please select NO and provide detailed reasons in the manager's summary.

YES

[1] Residual Account balance to be allocated to rate classes in proportion to the recovery share as established when rate riders were implemented.

[2] The Threshold Test does not include the amount in 1568.

[3] The proportion of customers for the Residential and GS<50 Classes will be used to allocate Account 1551.

Ontario Energy Board

Incentive Rate-setting Mechanism Rate Generator for 2027 Filers

No input required. This workshseet allocates the deferral/variance account balances (Group 1 and Account 1568) to the appropriate classes as per EDDVAR dated July 31, 2009.

Allocation of Group 1 Accounts (including Account 1568)

Rate Class	% of Total kWh	% of Customer Numbers **	% of Total kWh adjusted for WMP	1550	1551	allocated based on Total less WMP 1580	1584	1586	allocated based on Total less WMP 1588	1595_(2023)	1568
RESIDENTIAL SERVICE CLASSIFICATION	30.7%	89.6%	30.8%	(16,368)	(22,492)	(750,509)	98,428	(15,786)	23,397	(12,556)	0
GENERAL SERVICE LESS THAN 50 KW SERVICE CLASSIFICATION	14.6%	10.4%	14.7%	(7,790)	(2,617)	(357,172)	46,843	(7,513)	11,135	(5,519)	0
GENERAL SERVICE 50 to 4,999 kW SERVICE CLASSIFICATION	44.6%	0.0%	44.3%	(23,822)	0	(1,079,515)	143,254	(22,975)	33,654	(19,014)	0
LARGE USE SERVICE CLASSIFICATION	6.2%	0.0%	6.2%	(3,302)	0	(151,417)	19,858	(3,185)	4,720	(2,516)	0
UNMETERED SCATTERED LOAD SERVICE CLASSIFICATION	0.2%	0.0%	0.2%	(126)	0	(5,764)	756	(121)	180	(91)	0
STREET LIGHTING SERVICE CLASSIFICATION	0.2%	0.0%	0.2%	(127)	0	(5,804)	761	(122)	181	(103)	0
EMBEDDED DISTRIBUTOR SERVICE CLASSIFICATION	3.5%	0.0%	3.5%	(1,844)	0	(84,560)	11,090	(1,779)	2,636	(1,174)	0
Total	100.0%	100.0%	100.0%	(53,379)	(25,109)	(2,434,742)	320,990	(51,481)	75,904	(40,973)	0

*** Used to allocate Account 1551 as this account records the variances arising from the Smart Metering Entity Charges to Residential and GS<50 customers.*

Ontario Energy Board

Incentive Rate-setting Mechanism Rate Generator for 2027 Filers

1a	The year Account 1589 GA was last disposed	2024	
1b	The year Account 1580 CBR Class B was last disposed	2024	Note that the sub-account was established in 2015.
2a	Did you have any customers who transitioned between Class A and Class B (transition customers) during the period the Account 1589 GA balance accumulated (i.e. from the year after the balance was last disposed per #1a above to the current year requested for disposition)?	Yes	(If you received approval to dispose of the GA account balance as at December 31, 2019, the period the GA variance accumulated would be 2020 to 2022.)
2b	Did you have any customers who transitioned between Class A and Class B (transition customers) during the period the Account 1580, sub-account CBR Class B balance accumulated (i.e. from the year after the balance was last disposed per #1b above to the current year requested for disposition)?	Yes	(If you received approval to dispose of the CBR Class B account balance as at December 31, 2019, the period the CBR Class B variance accumulated would be 2020 to 2022.)
3a	Enter the number of transition customer you had during the period the Account 1589 GA or Account 1580 CBR B balance accumulated (i.e. from the year after the balance was last disposed per #1a/1b above to the current year requested for disposition).	5	

Transition Customers - Non-loss Adjusted Billing Determinants by Customer

Customer	Rate Class		2025	
			July to December	January to June
Customer 1	GENERAL SERVICE 50 to 4,999 kW SERVICE CLASSIFICATION	kWh	627,519	742,694
		kW	3,063	3,120
		Class A/B	A	B
Customer 2	GENERAL SERVICE 50 to 4,999 kW SERVICE CLASSIFICATION	kWh	3,044,412	2,585,894
		kW	7,070	6,499
		Class A/B	A	B
Customer 3	GENERAL SERVICE 50 to 4,999 kW SERVICE CLASSIFICATION	kWh	832,237	528,109
		kW	5,180	2,828
		Class A/B	A	B
Customer 4	GENERAL SERVICE 50 to 4,999 kW SERVICE CLASSIFICATION	kWh	1,396,294	1,253,369
		kW	3,386	3,083
		Class A/B	B	A
Customer 5	GENERAL SERVICE 50 to 4,999 kW SERVICE CLASSIFICATION	kWh	603,514	570,417
		kW	2,891	2,976
		Class A/B	B	A

3b	Enter the number of rate classes in which there were customers who were Class A for the full year during the period the Account 1589 GA or Account 1580 CBR B balance accumulated (i.e. from the year after the balance was last disposed per #1a/1b above to the current year requested for disposition).	2

In the table, enter the total Class A consumption for full year Class A customers in each rate class for each year, including any transition customer's consumption identified in table 3a above that were Class A customers for the full year before/after the transition year (E.g. If a customer transitioned from Class B to A in 2021, exclude this customer's consumption for 2021 but include this customer's consumption in 2022 as they were a Class A customer for the full year).

Rate Classes with Class A Customers - Billing Determinants by Rate Class

	Rate Class		2025
Rate Class 1	GENERAL SERVICE 50 to 4,999 kW SERVICE CLASSIFICATION	kWh	218,438,636
		kW	548,480
Rate Class 2	LARGE USE SERVICE CLASSIFICATION	kWh	93,284,666
		kW	163,944

Ontario Energy Board

centive Rate-setting Mechanism Rate Generator for 2027 Filers

This tab allocates the GA balance to transition customers (i.e Class A customers who were former Class B customers and Class B customers who were former Class A customers) who contributed to the current GA balance. The tables below calculate specific amounts for each customer who made the change. The general GA rate rider to non-RPP customers is not to be charged to the transition customers that are allocated amounts in the table below. Consistent with prior decisions, distributors are generally expected to settle the amount through 12 equal adjustments to bills.

Year the Account 1589 GA Balance Last Disposed	**2024**

Allocation of total Non-RPP Consumption (kWh) between Current Class B and Class A/B Transition Customers

		Total	2025
Non-RPP Consumption Less WMP Consumption	A	762,515,094	762,515,094
Less Class A Consumption for Partial Year Class A Customers	B	6,327,954	6,327,954
Less Consumption for Full Year Class A Customers	C	311,723,303	311,723,303
Total Class B Consumption for Years During Balance Accumulation	D = A-B-C	444,463,837	444,463,837
All Class B Consumption for Transition Customers	E	5,856,505	5,856,505
Transition Customers' Portion of Total Consumption	F = E/D	**1.32%**	

Allocation of Total GA Balance $

Total GA Balance	G	-$ 2,696,553
Transition Customers Portion of GA Balance	H=F*G	-$ 35,531
GA Balance to be disposed to Current Class B Customers through Rate Rider	I=G-H	-$ 2,661,022

Allocation of GA Balances to Class A/B Transition Customers

# of Class A/B Transition Customers		5				
Customer		**Total Metered Consumption (kWh) for Transition Customers During the Period When They Were Class B Customers**	**Metered Consumption (kWh) for Transition Customers During the Period When They Were Class B Customers in 2025**	**% of kWh**	**Customer Specific GA Allocation for the Period When They Were Class B customers**	**Monthly Equal Payments**
Customer 1		742,694	742,694	12.68%	-$ 4,506	-$ 375
Customer 2		2,585,894	2,585,894	44.15%	-$ 15,689	-$ 1,307
Customer 3		528,109	528,109	9.02%	-$ 3,204	-$ 267
Customer 4		1,396,294	1,396,294	23.84%	-$ 8,471	-$ 706
Customer 5		603,514	603,514	10.31%	-$ 3,662	-$ 305
Total		5,856,505	5,856,505	100.00%	-$ 35,531	

Ontario Energy Board

Incentive Rate-setting Mechanism Rate Generator for 2027 Filers

The purpose of this tab is to calculate the GA rate riders for all current Class B customers who did not transition between Class A and B in the period since the Account 1589 GA was last disposed. Calculations in this tab will be modified upon completion of tab 6.1a, which allocates a portion of the GA balance to transition customers, if applicable.

Effective January 2017, the billing determinant and all rate riders for the disposition of GA balances will be calculated on an energy basis (kWhs) regardless of the billing determinant used for distribution rates for the particular class.

Default Rate Rider Recovery Period (in months)	**12**
Proposed Rate Rider Recovery Period (in months)	**12**

Rate Rider Recovery to be used below

		Total Metered Non-RPP 2025 Consumption excluding WMP	Total Metered 2025 Consumption for Class A Customers that were Class A for the entire period GA balance accumulated	Total Metered 2025 Consumption for Customers that Transitioned Between Class A and B during the period GA balance accumulated	Non-RPP Metered 2025 Consumption for Current Class B Customers (Non-RPP Consumption excluding WMP, Class A and Transition Customers' Consumption)	% of total kWh	Total GA $ allocated to Current Class B Customers	GA Rate Rider	
		kWh	kWh	kWh	kWh				
RESIDENTIAL SERVICE CLASSIFICATION	kWh	3,603,123	0	0	3,603,123	0.8%	($21,860)	($0.0061)	kWh
GENERAL SERVICE LESS THAN 50 KW SERVICE CLASSIFICATION	kWh	34,211,303	0	0	34,211,303	7.8%	($207,559)	($0.0061)	kWh
GENERAL SERVICE 50 to 4,999 kW SERVICE CLASSIFICATION	kWh	575,744,641	218,438,636	12,184,459	345,121,545	78.7%	($2,093,845)	($0.0061)	kWh
LARGE USE SERVICE CLASSIFICATION	kWh	93,284,666	93,284,666	0	0	0.0%	$0	$0.0000	
UNMETERED SCATTERED LOAD SERVICE CLASSIFICATION	kWh	0	0	0	0	0.0%	$0	$0.0000	
STREET LIGHTING SERVICE CLASSIFICATION	kWh	3,575,638	0	0	3,575,638	0.8%	($21,693)	($0.0061)	kWh
EMBEDDED DISTRIBUTOR SERVICE CLASSIFICATION	kWh	52,095,723	0	0	52,095,723	11.9%	($316,064)	($0.0061)	kWh
Total		762,515,094	311,723,303	12,184,459	438,607,332	100.0%	($2,661,021)		

Ontario Energy Board

Incentive Rate-setting Mechanism Rate Generator for 2027 Filers

This tab allocates the CBR Class B balance to transition customers (i.e Class A customers who were former Class B customers and Class B customers who were former Class A customers) who contributed to the current CBR Class B balance. The tables below calculate specific amounts for each customer who made the change. The general CBR Class B rate rider is not to be charged to the transition customers that are allocated amounts in the table below. Consistent with prior decisions, distributors are generally expected to settle the amount through 12 equal adjustments to bills.

Year Account 1580 CBR Class B was Last Disposed | **2024**

Allocation of Total Consumption (kWh) between Current Class B and Class A/B Transition Customers

		Total	2025
Total Consumption Less WMP Consumption	A	1,499,989,242	1,499,989,242
Less Class A Consumption for Partial Year Class A Customers	B	6,327,954	6,327,954
Less Consumption for Full Year Class A Customers	C	311,723,303	311,723,303
Total Class B Consumption for Years During Balance Accumulation	D = A-B-C	1,181,937,986	1,181,937,986
All Class B Consumption for Transition Customers	E	5,856,505	5,856,505
Transition Customers' Portion of Total Consumption	F = E/D	**0.50%**	

Allocation of Total CBR Class B Balance $

Total CBR Class B Balance	G	$ 607,861
Transition Customers Portion of CBR Class B Balance	H=F*G	$ 3,012
CBR Class B Balance to be disposed to Current Class B Customers through Rate Rider	I=G-H	$ 604,849

Allocation of CBR Class B Balances to Transition Customers

# of Class A/B Transition Customers		5				
Customer		**Total Metered Class B Consumption (kWh) for Transition Customers During the Period When They were Class B Customers**	**Metered Class B Consumption (kWh) for Transition Customers During the Period When They were Class B Customers in 2025**	**% of kWh**	**Customer Specific CBR Class B Allocation for the Period When They Were Class B Customers**	**Monthly Equal Payments**
Customer 1		742,694	742,694	12.68%	$ 382	$ 32
Customer 2		2,585,894	2,585,894	44.15%	$ 1,330	$ 111
Customer 3		528,109	528,109	9.02%	$ 272	$ 23
Customer 4		1,396,294	1,396,294	23.84%	$ 718	$ 60
Customer 5		603,514	603,514	10.31%	$ 310	$ 26
Total		5,856,505	5,856,505	100.00%	$ 3,012	$ 251

Ontario Energy Board

Incentive Rate-setting Mechanism Rate Generator for 2027 Filers

No input required. The purpose of this tab is to calculate the CBR rate riders for all current Class B customers who did not transition between Class A and B in the period since the Account 1580, sub-account CBR Class B balance accumulated.

The year Account 1580 CBR Class B was last disposed **2024**

		Total Metered 2025 Consumption Minus WMP		Total Metered 2025 Consumption for Full Year Class A Customers		Total Metered 2025 Consumption for Transition Customers		Metered 2025 Consumption for Current Class B Customers (Total Consumption LESS WMP, Class A and Transition Customers' Consumption)		% of total kWh	Total CBR Class B $ allocated to Current Class B Customers	CBR Class B Rate Rider	Unit
		kWh	kW	kWh	kW	kWh	kW	kWh	kW				
RESIDENTIAL SERVICE CLASSIFICATION	kWh	462,371,774	0	0	0	0	0	462,371,774	0	39.3%	$237,794	$0.0005	kWh
GENERAL SERVICE LESS THAN 50 KW SERVICE CLASSIFICATION	kWh	220,045,414	0	0	0	0	0	220,045,414	0	18.7%	$113,168	$0.0005	kWh
GENERAL SERVICE 50 to 4,999 kW SERVICE CLASSIFICATION	kW	665,064,804	1,757,505	218,438,636	548,480	12,184,459	40,097	434,441,709	1,168,928	36.9%	$223,430	$0.1911	kW
LARGE USE SERVICE CLASSIFICATION	kW	93,284,666	163,944	93,284,666	163,944	0	0	0	0	0.0%	$0	$0.0000	kW
UNMETERED SCATTERED LOAD SERVICE CLASSIFICATION	kWh	3,551,222	0	0	0	0	0	3,551,222	0	0.3%	$1,826	$0.0005	kWh
STREET LIGHTING SERVICE CLASSIFICATION	kW	3,575,638	9,977	0	0	0	0	3,575,638	9,977	0.3%	$1,839	$0.1843	kW
EMBEDDED DISTRIBUTOR SERVICE CLASSIFICATION	kW	52,095,723	105,712	0	0	0	0	52,095,723	105,712	4.4%	$26,792	$0.2534	kW
Total		1,499,989,242	2,037,138	311,723,303	712,424	12,184,459	40,097	1,176,081,480	1,284,617	100.0%	$604,849		

Ontario Energy Board

Incentive Rate-setting Mechanism Rate Generator for 2027 Filers

Input required at cells C13 and C14. This workshseet calculates rate riders related to the Deferral/Variance Account Disposition (if applicable) and rate riders for Account 1568. Rate Riders will not be generated for the microFIT class.

Default Rate Rider Recovery Period (in months)	12	
DVA Proposed Rate Rider Recovery Period (in months)	12	Rate Rider Recovery to be used below
LRAM Proposed Rate Rider Recovery Period (in months)	12	Rate Rider Recovery to be used below

Rate Class	Unit	Total Metered kWh	Metered kW or kVA	Total Metered kWh less WMP consumption	Total Metered kW less WMP consumption	Allocation of Group 1 Account Balances to All Classes [2]	Allocation of Group 1 Account Balances to Non-WMP Classes Only (If Applicable) [2]	Deferral/Variance Account Rate Rider [2]	Deferral/Variance Account Rate Rider for Non-WMP (if applicable) [2]	Account 1568 Rate Rider
RESIDENTIAL SERVICE CLASSIFICATION	kWh	462,371,774	0	462,371,774	0	(695,886)		(0.0015)	0.0000	0.0000
GENERAL SERVICE LESS THAN 50 KW SERVICE CLASSIFICATION	kWh	220,045,414	0	220,045,414	0	(322,632)		(0.0015)	0.0000	0.0000
GENERAL SERVICE 50 to 4,999 kW SERVICE CLASSIFICATION	kW	672,942,246	1,776,669	665,064,804	1,757,505	77,443	(1,045,861)	0.0436	(0.5951)	0.0000
LARGE USE SERVICE CLASSIFICATION	kW	93,284,666	163,944	93,284,666	163,944	(135,842)		(0.8286)	0.0000	0.0000
UNMETERED SCATTERED LOAD SERVICE CLASSIFICATION	kWh	3,551,222	0	3,551,222	0	(5,166)		(0.0015)	0.0000	0.0000
STREET LIGHTING SERVICE CLASSIFICATION	kW	3,575,638	9,977	3,575,638	9,977	(5,213)		(0.5225)	0.0000	0.0000
EMBEDDED DISTRIBUTOR SERVICE CLASSIFICATION	kW	52,095,723	105,712	52,095,723	105,712	(75,631)		(0.7154)	0.0000	0.0000

[1] When calculating the revenue reconciliation for distributors with Class A customers, the balances of sub-account 1580-CBR Class B will not be taken into consideration if there are Class A customers since the rate riders, if any, are calculated separately.
[2] Only for rate classes with WMP customers are the Deferral/Variance Account Rate Riders for Non-WMP (column H and J) calculated separately. For all rate classes without WMP customers, balances in account 1580 and 1588 are included in column G and disposed through a combined Deferral/Variance Account and Rate Rider.

Ontario Energy Board

Incentive Rate-setting Mechanism Rate Generator for 2027 Filers

Summary - Sharing of Tax Change Forecast Amounts

	2021	2027
OEB-Approved Rate Base	$ 229,452,197	$ 229,452,197
OEB-Approved Regulatory Taxable Income	$ 1,730,722	$ 1,730,722
Federal General Rate		15.0%
Federal Small Business Rate		9.0%
Federal Small Business Rate (calculated effective rate)[1,2]		15.0%
Ontario General Rate		11.5%
Ontario Small Business Rate		3.2%
Ontario Small Business Rate (calculated effective rate)[1,2]		11.5%
Federal Small Business Limit		$ 500,000
Ontario Small Business Limit		$ 500,000
Federal Taxes Payable		$ 259,608
Provincial Taxes Payable		$ 199,033
Federal Effective Tax Rate		15.0%
Provincial Effective Tax Rate		11.5%
Combined Effective Tax Rate	26.5%	26.5%
Total Income Taxes Payable	$ 458,641	$ 458,641
OEB-Approved Total Tax Credits (enter as positive number)	$ 75,771	$ 75,771
Income Tax Provision	$ 382,870	$ 382,870
Grossed-up Income Taxes	$ 520,912	$ 520,912
Incremental Grossed-up Tax Amount		$ -
Sharing of Tax Amount (50%)		**$ -**

Notes

1. The appropriate Federal and Ontario small business rates are calculated in the Income/PILs Workform. The Federal and Ontario small business deduction:
   a. is applicable if taxable capital is below $10 million.
   b. is phased out with taxable capital of more than $10 million.
   c. is completely eliminated when the taxable capital is $50 million or more.

This is effective for taxation years starting in 2023. Prior to 2023, the small business deduction was completely eliminated when taxable capital was $15 million or more.

2. The OEB's proxy for taxable capital is rate base.

Ontario Energy Board

Incentive Rate-setting Mechanism Rate Generator for 2027 Filers

Calculation of Rebased Revenue Requirement and Allocation of Tax Sharing Amount. Enter data from the last OEB-approved Cost of Service application in columns C through H.

As per Chapter 3 Filing Requirements, shared tax rate riders are based on a 1 year disposition.

Rate Class		Re-based Billed Customers or Connections	Re-based Billed kWh	Re-based Billed kW	Re-based Service Charge	Re-based Distribution Volumetric Rate kWh	Re-based Distribution Volumetric Rate kW	Service Charge Revenue	Distribution Volumetric Rate Revenue kWh	Distribution Volumetric Rate Revenue kW	Revenue Requirement from Rates	Service Charge % Revenue	Distribution Volumetric Rate % Revenue kWh	Distribution Volumetric Rate % Revenue kW	Total % Revenue
RESIDENTIAL SERVICE CLASSIFICATION	kWh							0	0	0	0	0.0%	0.0%	0.0%	0.0%
GENERAL SERVICE LESS THAN 50 KW SERVICE CLASSIFICATION	kWh							0	0	0	0	0.0%	0.0%	0.0%	0.0%
GENERAL SERVICE 50 to 4,999 kW SERVICE CLASSIFICATION	kW							0	0	0	0	0.0%	0.0%	0.0%	0.0%
LARGE USE SERVICE CLASSIFICATION	kW							0	0	0	0	0.0%	0.0%	0.0%	0.0%
UNMETERED SCATTERED LOAD SERVICE CLASSIFICATION	kWh							0	0	0	0	0.0%	0.0%	0.0%	0.0%
STREET LIGHTING SERVICE CLASSIFICATION	kW							0	0	0	0	0.0%	0.0%	0.0%	0.0%
EMBEDDED DISTRIBUTOR SERVICE CLASSIFICATION	kW							0	0	0	0	0.0%	0.0%	0.0%	0.0%
Total		0	0	0				0	0	0	0				0.0%

Rate Class		Total kWh (most recent RRR filing)	Total kW (most recent RRR filing)	Allocation of Tax Savings by Rate Class	Distribution Rate Rider	
RESIDENTIAL SERVICE CLASSIFICATION	kWh	462,371,774		0	0.00	$/customer
GENERAL SERVICE LESS THAN 50 KW SERVICE CLASSIFICATION	kWh	220,045,414		0	0.0000	kWh
GENERAL SERVICE 50 to 4,999 kW SERVICE CLASSIFICATION	kW	672,942,246	1,776,669	0	0.0000	kW
LARGE USE SERVICE CLASSIFICATION	kW	93,284,666	163,944	0	0.0000	kW
UNMETERED SCATTERED LOAD SERVICE CLASSIFICATION	kWh	3,551,222		0	0.0000	kWh
STREET LIGHTING SERVICE CLASSIFICATION	kW	3,575,638	9,977	0	0.0000	kW
EMBEDDED DISTRIBUTOR SERVICE CLASSIFICATION	kW	52,095,723	105,712	0	0.0000	kW
Total		1,507,866,684	2,056,302	$0		

Ontario Energy Board

Incentive Rate-setting Mechanism Rate Generator for 2027 Filers

Columns E and F have been populated with data from the most recent RRR filing. Rate classes that have more than one Network or Connection charge will notice that the cells are highlighted in green and unlocked.
If the data needs to be modified, please make the necessary adjustments and note the changes in your manager's summary. As well, the Loss Factor has been imported from Tab 2.

EV Multiplier: 0.17

Rate Class	Rate Description	Unit	Rate	Non-Loss Adjusted Metered kWh	Non-Loss Adjusted Metered kW	Applicable Loss Factor	Loss Adjusted Billed kWh
Residential Service Classification	Retail Transmission Rate - Network Service Rate	$/kWh	0.0117	462,371,774	0	1.0353	478,693,498
Residential Service Classification	Retail Transmission Rate - Line and Transformation Connection Service Rate	$/kWh	0.0029	462,371,774	0	1.0353	478,693,498
General Service Less Than 50 kW Service Classification	Retail Transmission Rate - Network Service Rate	$/kWh	0.0109	220,045,414	0	1.0353	227,813,017
General Service Less Than 50 kW Service Classification	Retail Transmission Rate - Line and Transformation Connection Service Rate	$/kWh	0.0027	220,045,414	0	1.0353	227,813,017
General Service 50 To 4,999 kW Service Classification	Retail Transmission Rate - Network Service Rate - Interval Metered (less than 1,000 kW)	$/kW	4.7623	467,849,749	1,309,430		
General Service 50 To 4,999 kW Service Classification	Retail Transmission Rate - Network Service Rate - Interval Metered (less than 1,000 kW) - EV CHARGING	$/kW	0.8096	0	0		
General Service 50 To 4,999 kW Service Classification	Retail Transmission Rate - Line and Trans. Connection Service Rate - Interval Metered (less than1,000 kW) (see Gross Load Billing Note)	$/kW	1.2958	467,849,749	1,309,430		
General Service 50 To 4,999 kW Service Classification	Retail Transmission Rate - Line and Trans. Connection Service Rate - Interval Metered (less than1,000 kW) (see Gross Load Billing Note) - EV CHARGING	$/kW	0.2203	0	0		
General Service 50 To 4,999 kW Service Classification	Retail Transmission Rate - Network Service Rate - Interval Metered (1,000 to 4,999 kW)	$/kW	4.7559	205,092,498	467,239		
General Service 50 To 4,999 kW Service Classification	Retail Transmission Rate - Network Service Rate - Interval Metered (1,000 to 4,999 kW) - EV CHARGING	$/kW	0.8085	0	0		
General Service 50 To 4,999 kW Service Classification	Retail Transmission Rate - Line and Trans. Connection Service Rate - Interval Metered (1,000 to 4,999 kW) (see Gross Load Billing Note)	$/kW	1.2948	205,092,498	467,239		
General Service 50 To 4,999 kW Service Classification	Retail Transmission Rate - Line and Trans. Connection Service Rate - Interval Metered (1,000 to 4,999 kW) (see Gross Load Billing Note) - EV CHARGING	$/kW	0.2201	0	0		
Large Use Service Classification	Retail Transmission Rate - Network Service Rate - Interval Metered	$/kW	5.2728	93,284,666	163,944		
Large Use Service Classification	Retail Transmission Rate - Line and Transformation Connection Service Rate - Interval Metered (see Gross Load Billing Note)	$/kW	1.3006	93,284,666	163,944		
Unmetered Scattered Load Service Classification	Retail Transmission Rate - Network Service Rate	$/kWh	0.0109	3,551,222	0	1.0353	3,676,581
Unmetered Scattered Load Service Classification	Retail Transmission Rate - Line and Transformation Connection Service Rate	$/kWh	0.0027	3,551,222	0	1.0353	3,676,581
Street Lighting Service Classification	Retail Transmission Rate - Network Service Rate	$/kW	3.3816	3,575,638	9,977		
Street Lighting Service Classification	Retail Transmission Rate - Line and Transformation Connection Service Rate	$/kW	0.8019	3,575,638	9,977		

Ontario Energy Board

Incentive Rate-setting Mechanism Rate Generator for 2027 Filers

Uniform Transmission Rates	Unit	2025 Jan to Jun	2025 Jul to Dec	2026 Jan to Jun	2026 Jul to Dec	2027
Rate Description		Rate		Rate		Rate
Network Service Rate	kW	$ 6.37	$ 6.37	$ 6.39	$ 6.39	$ 6.39
Line Connection Service Rate	kW	$ 1.00	$ 1.00	$ 1.03	$ 1.03	$ 1.03
Transformation Connection Service Rate	kW	$ 3.39	$ 3.39	$ 3.47	$ 3.47	$ 3.47

Hydro One Sub-Transmission Rates	Unit	2025	2026	2027
Rate Description		Rate	Rate	Rate
Network Service Rate	kW	$ 5.3280	$ 5.4708	$ 5.4708
Line Connection Service Rate	kW	$ 0.6882	$ 0.7054	$ 0.7054
Transformation Connection Service Rate	kW	$ 3.4894	$ 3.5764	$ 3.5764
Both Line and Transformation Connection Service Rate	kW	$ 4.1776	$ 4.2818	$ 4.2818

Kitchener-Wilmot Hydro Rate Zone	Unit	2025	2026	2027
Rate Description		Rate	Rate	Rate
Network Service Rate	kW	$ 4.86	$ 4.94	$ 4.94
Line Connection Service Rate	kW	$ 0.86	$ 0.86	$ 0.86
Transformation Connection Service Rate	kW			
Both Line and Transformation Connection Service Rate	kW	$ 0.86	$ 0.86	$ 0.86

GRANDBRIDGE ENERGY INC.	Unit	2025	2026	2027
Rate Description		Rate	Rate	Rate
Network Service Rate	kW		$ 4.35	$ 4.35
Line Connection Service Rate	kW		$ 2.80	$ 2.80
Transformation Connection Service Rate	kW			
Both Line and Transformation Connection Service Rate	kW	$ -	$ -	$ 2.80
		Historical 2025	Current 2026	Forecast 2027
Low Voltage Switchgear Credit (if applicable, enter as a negative value)	$			

Ontario Energy Board

Incentive Rate-setting Mechanism Rate Generator for 2027 Filers

In the green shaded cells, enter billing detail for wholesale transmission for the same reporting period as the billing determinants on Tab 10. For Hydro One Sub-transmission Rates, if you are charged a combined Line and Transformer connection rate, please ensure that both the Line Connection and Transformation Connection columns are completed.
If any of the Hydro One Sub-transmission rates (column E, I and M) are highlighted in red, please double check the billing data entered in "Units Billed" and "Amount" columns. The highlighted rates do not match the Hydro One Sub-transmission rates approved for that time period. If data has been entered correctly, please provide explanation for the discrepancy in rates.

IESO	Network			Line Connection			Transformation Connection			Total Connection
Month	Units Billed	Rate	Amount	Units Billed	Rate	Amount	Units Billed	Rate	Amount	Amount
January	206,286	$6.37	$ 1,314,042	211,036	$1.00	$ 211,036	26,564	$3.39	$ 90,052	$ 301,088
February	196,669	$6.37	$ 1,252,782	205,026	$1.00	$ 205,026	25,923	$3.39	$ 87,879	$ 292,905
March	182,760	$6.37	$ 1,164,181	197,100	$1.00	$ 197,100	24,569	$3.39	$ 83,289	$ 280,389
April	182,685	$6.37	$ 1,163,703	196,259	$1.00	$ 196,259	23,997	$3.39	$ 81,350	$ 277,609
May	174,851	$6.37	$ 1,113,801	185,825	$1.00	$ 185,825	22,551	$3.39	$ 76,448	$ 262,273
June	272,699	$6.37	$ 1,737,093	280,983	$1.00	$ 280,983	29,070	$3.39	$ 98,547	$ 379,530
July	258,132	$6.37	$ 1,644,301	268,075	$1.00	$ 268,075	28,894	$3.39	$ 97,951	$ 366,026
August	252,607	$6.37	$ 1,609,107	262,257	$1.00	$ 262,257	28,877	$3.39	$ 97,893	$ 360,150
September	199,766	$6.37	$ 1,272,509	210,748	$1.00	$ 210,748	23,261	$3.39	$ 78,855	$ 289,603
October	203,368	$6.37	$ 1,295,454	210,170	$1.00	$ 210,170	23,575	$3.39	$ 79,919	$ 290,089
November	191,403	$6.37	$ 1,219,237	198,490	$1.00	$ 198,490	25,628	$3.39	$ 86,879	$ 285,369
December	202,029	$6.37	$ 1,286,925	210,612	$1.00	$ 210,612	28,584	$3.39	$ 96,900	$ 307,512
Total	2,523,255	$ 6.37	$ 16,073,134	2,636,581	$ 1.00	$ 2,636,581	311,493	$ 3.39	$ 1,055,961	$ 3,692,543

Hydro One	Network			Line Connection			Transformation Connection			Total Connection
Month	Units Billed	Rate	Amount	Units Billed	Rate	Amount	Units Billed	Rate	Amount	Amount
January	5,433	$5.3280	$ 28,947	5,433	$0.6882	$ 3,739	5,433	$3.4894	$ 18,958	$ 22,697
February	5,112	$5.3280	$ 27,236	5,112	$0.6882	$ 3,518	5,112	$3.4894	$ 17,837	$ 21,355
March	4,800	$5.3280	$ 25,574	4,800	$0.6882	$ 3,303	4,800	$3.4894	$ 16,749	$ 20,052
April	4,779	$5.3280	$ 25,460	4,779	$0.6882	$ 3,289	4,779	$3.4894	$ 16,674	$ 19,963
May	4,212	$5.3280	$ 22,444	4,220	$0.6882	$ 2,904	4,220	$3.4894	$ 14,725	$ 17,629
June	5,378	$5.3280	$ 28,652	5,378	$0.6882	$ 3,701	5,378	$3.4894	$ 18,765	$ 22,466
July	5,698	$5.3280	$ 30,357	5,698	$0.6882	$ 3,921	5,698	$3.4894	$ 19,882	$ 23,803
August	5,468	$5.3280	$ 29,133	5,468	$0.6882	$ 3,763	5,468	$3.4894	$ 19,080	$ 22,843
September	4,593	$5.3280	$ 24,472	4,593	$0.6882	$ 3,161	4,593	$3.4894	$ 16,027	$ 19,188
October	4,485	$5.3280	$ 23,895	4,485	$0.6882	$ 3,086	4,485	$3.4894	$ 15,649	$ 18,735
November	4,791	$5.3280	$ 25,528	4,791	$0.6882	$ 3,297	4,791	$3.4894	$ 16,719	$ 20,016
December	5,234	$5.3280	$ 27,889	5,247	$0.6882	$ 3,611	5,247	$3.4894	$ 18,307	$ 21,918
Total	59,983	$ 5.3280	$ 319,587	60,002	$ 0.6882	$ 41,293	60,002	$ 3.4894	$ 209,371	$ 250,664

Kitchener-Wilmot Hydro Rate Zone	Network			Line Connection			Transformation Connection			Total Connection
Month	Units Billed	Rate	Amount	Units Billed	Rate	Amount	Units Billed	Rate	Amount	Amount
January	4,689	$ 4.8604	$ 22,791	4,689	$ 0.8586	$ 4,026		$ -		$ 4,026
February	4,652	$ 4.8604	$ 22,610	4,652	$ 0.8586	$ 3,994		$ -		$ 3,994
March	4,120	$ 4.8604	$ 20,025	4,120	$ 0.8586	$ 3,538		$ -		$ 3,538
April	4,152	$ 4.8604	$ 20,182	4,152	$ 0.8586	$ 3,565		$ -		$ 3,565
May	3,498	$ 4.8604	$ 17,001	3,498	$ 0.8586	$ 3,003		$ -		$ 3,003
June	4,685	$ 4.8604	$ 22,773	4,685	$ 0.8586	$ 4,023		$ -		$ 4,023
July	4,412	$ 4.8604	$ 21,446	4,412	$ 0.8586	$ 3,789		$ -		$ 3,789
August	4,467	$ 4.8604	$ 21,712	4,467	$ 0.8586	$ 3,836		$ -		$ 3,836
September	3,926	$ 4.8604	$ 19,082	3,926	$ 0.8586	$ 3,371		$ -		$ 3,371
October	3,880	$ 4.8604	$ 18,859	3,880	$ 0.8586	$ 3,331		$ -		$ 3,331
November	4,511	$ 4.8604	$ 21,925	4,511	$ 0.8586	$ 3,873		$ -		$ 3,873
December	4,760	$ 4.8604	$ 23,136	4,760	$ 0.8586	$ 4,087		$ -		$ 4,087
Total	51,754	$ 4.86	$ 251,543	51,754	$ 0.86	$ 44,436	-	$ -	$ -	$ 44,436

GRANDBRIDGE ENERGY INC.	Network			Line Connection			Transformation Connection			Total Connection
Month	Units Billed	Rate	Amount	Units Billed	Rate	Amount	Units Billed	Rate	Amount	Amount
January	12,189	$ 4.1424	$ 50,492	12,189	$ 2.6339	$ 32,105		$ -		$ 32,105
February	11,658	$ 4.1424	$ 48,291	11,689	$ 2.6339	$ 30,787		$ -		$ 30,787
March	10,945	$ 4.1424	$ 45,339	11,220	$ 2.6339	$ 29,552		$ -		$ 29,552
April	10,383	$ 4.1424	$ 43,013	10,574	$ 2.6339	$ 27,850		$ -		$ 27,850
May	10,343	$ 4.1424	$ 42,847	10,343	$ 2.6339	$ 27,244		$ -		$ 27,244
June	13,931	$ 4.1424	$ 57,709	13,931	$ 2.6339	$ 36,693		$ -		$ 36,693
July	13,654	$ 4.1424	$ 56,561	13,654	$ 2.6339	$ 35,964		$ -		$ 35,964
August	13,286	$ 4.1424	$ 55,036	13,286	$ 2.6339	$ 34,994		$ -		$ 34,994
September	11,069	$ 4.1424	$ 45,851	11,069	$ 2.6339	$ 29,154		$ -		$ 29,154
October	9,845	$ 4.1424	$ 40,782	9,982	$ 2.6339	$ 26,291		$ -		$ 26,291
November	7,821	$ 4.1424	$ 32,397	7,821	$ 2.6339	$ 20,599		$ -		$ 20,599
December	8,156	$ 4.1424	$ 33,787	8,156	$ 2.6339	$ 21,483		$ -		$ 21,483
Total	133,282	$ 4.14	$ 552,106	133,914	$ 2.63	$ 352,717	-	$ -	$ -	$ 352,717

Total	Network			Line Connection			Transformation Connection			Total Connection
Month	Units Billed	Rate	Amount	Units Billed	Rate	Amount	Units Billed	Rate	Amount	Amount
January	228,597	$ 6.1955	$ 1,416,272	233,347	$ 1.0752	$ 250,906	31,997	$ 3.4069	$ 109,010	$ 359,916
February	218,090	$ 6.1943	$ 1,350,918	226,478	$ 1.0744	$ 243,325	31,035	$ 3.4064	$ 105,716	$ 349,041
March	202,625	$ 6.1943	$ 1,255,119	217,240	$ 1.0748	$ 233,493	29,369	$ 3.4062	$ 100,038	$ 333,530
April	201,999	$ 6.1998	$ 1,252,358	215,764	$ 1.0704	$ 230,963	28,776	$ 3.4065	$ 98,024	$ 328,987
May	192,905	$ 6.2004	$ 1,196,093	203,886	$ 1.0740	$ 218,976	26,771	$ 3.4057	$ 91,173	$ 310,149
June	296,693	$ 6.2227	$ 1,846,227	304,977	$ 1.0670	$ 325,400	34,448	$ 3.4055	$ 117,312	$ 442,713
July	281,896	$ 6.2174	$ 1,752,666	291,839	$ 1.0682	$ 311,749	34,592	$ 3.4064	$ 117,832	$ 429,581
August	275,828	$ 6.2176	$ 1,714,988	285,478	$ 1.0679	$ 304,850	34,345	$ 3.4058	$ 116,973	$ 421,823
September	219,354	$ 6.2088	$ 1,361,915	230,336	$ 1.0699	$ 246,434	27,854	$ 3.4064	$ 94,882	$ 341,316
October	221,578	$ 6.2235	$ 1,378,990	228,517	$ 1.0628	$ 242,879	28,060	$ 3.4059	$ 95,568	$ 338,447
November	208,526	$ 6.2299	$ 1,299,088	215,613	$ 1.0494	$ 226,260	30,419	$ 3.4057	$ 103,598	$ 329,858
December	220,180	$ 6.2301	$ 1,371,737	228,775	$ 1.0482	$ 239,793	33,831	$ 3.4054	$ 115,207	$ 355,000
Total	2,768,273	$ 6.21	$ 17,196,370	2,882,251	$ 1.07	$ 3,075,027	371,495	$ 3.41	$ 1,265,332	$ 4,340,359

Low Voltage Switchgear Credit (if applicable)	$ -
Total including deduction for Low Voltage Switchgear Credit	$ 4,340,359

Ontario Energy Board

Incentive Rate-setting Mechanism Rate Generator for 2027 Filers

The purpose of this sheet is to calculate the expected billing when current 2026 Uniform Transmission Rates and Hydro One Sub-Transmission Rates are applied against historical 2025 transmission units.

IESO	Network			Line Connection			Transformation Connection			Total Connection
Month	**Units Billed**	**Rate**	**Amount**	**Units Billed**	**Rate**	**Amount**	**Units Billed**	**Rate**	**Amount**	**Amount**
January	206,286	$ 6.3900	$ 1,318,168	211,036	$ 1.0300	$ 217,367	26,564	$ 3.4700	$ 92,177	$ 309,544
February	196,669	$ 6.3900	$ 1,256,715	205,026	$ 1.0300	$ 211,177	25,923	$ 3.4700	$ 89,953	$ 301,130
March	182,760	$ 6.3900	$ 1,167,836	197,100	$ 1.0300	$ 203,013	24,569	$ 3.4700	$ 85,254	$ 288,267
April	182,685	$ 6.3900	$ 1,167,357	196,259	$ 1.0300	$ 202,147	23,997	$ 3.4700	$ 83,270	$ 285,417
May	174,851	$ 6.3900	$ 1,117,298	185,825	$ 1.0300	$ 191,400	22,551	$ 3.4700	$ 78,252	$ 269,652
June	272,699	$ 6.3900	$ 1,742,547	280,983	$ 1.0300	$ 289,412	29,070	$ 3.4700	$ 100,873	$ 390,285
July	258,132	$ 6.3900	$ 1,649,463	268,075	$ 1.0300	$ 276,117	28,894	$ 3.4700	$ 100,262	$ 376,379
August	252,607	$ 6.3900	$ 1,614,159	262,257	$ 1.0300	$ 270,125	28,877	$ 3.4700	$ 100,203	$ 370,328
September	199,766	$ 6.3900	$ 1,276,505	210,748	$ 1.0300	$ 217,070	23,261	$ 3.4700	$ 80,716	$ 297,786
October	203,368	$ 6.3900	$ 1,299,522	210,170	$ 1.0300	$ 216,475	23,575	$ 3.4700	$ 81,805	$ 298,280
November	191,403	$ 6.3900	$ 1,223,065	198,490	$ 1.0300	$ 204,445	25,628	$ 3.4700	$ 88,929	$ 293,374
December	202,029	$ 6.3900	$ 1,290,965	210,612	$ 1.0300	$ 216,930	28,584	$ 3.4700	$ 99,186	$ 316,117
Total	2,523,255	$ 6.39	$ 16,123,599	2,636,581	$ 1.03	$ 2,715,679	311,493	$ 3.47	$ 1,080,881	$ 3,796,560

Hydro One	Network			Line Connection			Transformation Connection			Total Connection
Month	**Units Billed**	**Rate**	**Amount**	**Units Billed**	**Rate**	**Amount**	**Units Billed**	**Rate**	**Amount**	**Amount**
January	5,433	$ 5.4708	$ 29,723	5,433	$ 0.7054	$ 3,832	5,433	$ 3.5764	$ 19,430	$ 23,263
February	5,112	$ 5.4708	$ 27,966	5,112	$ 0.7054	$ 3,606	5,112	$ 3.5764	$ 18,282	$ 21,888
March	4,800	$ 5.4708	$ 26,259	4,800	$ 0.7054	$ 3,386	4,800	$ 3.5764	$ 17,166	$ 20,552
April	4,779	$ 5.4708	$ 26,142	4,779	$ 0.7054	$ 3,371	4,779	$ 3.5764	$ 17,090	$ 20,461
May	4,212	$ 5.4708	$ 23,046	4,220	$ 0.7054	$ 2,977	4,220	$ 3.5764	$ 15,092	$ 18,068
June	5,378	$ 5.4708	$ 29,420	5,378	$ 0.7054	$ 3,793	5,378	$ 3.5764	$ 19,233	$ 23,026
July	5,698	$ 5.4708	$ 31,171	5,698	$ 0.7054	$ 4,019	5,698	$ 3.5764	$ 20,377	$ 24,396
August	5,468	$ 5.4708	$ 29,914	5,468	$ 0.7054	$ 3,857	5,468	$ 3.5764	$ 19,555	$ 23,413
September	4,593	$ 5.4708	$ 25,127	4,593	$ 0.7054	$ 3,240	4,593	$ 3.5764	$ 16,426	$ 19,666
October	4,485	$ 5.4708	$ 24,535	4,485	$ 0.7054	$ 3,164	4,485	$ 3.5764	$ 16,039	$ 19,203
November	4,791	$ 5.4708	$ 26,212	4,791	$ 0.7054	$ 3,380	4,791	$ 3.5764	$ 17,136	$ 20,516
December	5,234	$ 5.4708	$ 28,637	5,247	$ 0.7054	$ 3,701	5,247	$ 3.5764	$ 18,764	$ 22,465
Total	59,983	$ 5.47	$ 328,152	60,002	$ 0.71	$ 42,325	60,002	$ 3.58	$ 214,591	$ 256,916

Kitchener-Wilmot Hydro Rate Zone	Network			Line Connection			Transformation Connection			Total Connection
Month	**Units Billed**	**Rate**	**Amount**	**Units Billed**	**Rate**	**Amount**	**Units Billed**	**Rate**	**Amount**	**Amount**
January	4,689	$ 4.9405	$ 23,167	4,689	$ 0.8627	$ 4,045	-	$ -	$ -	$ 4,045
February	4,652	$ 4.9405	$ 22,982	4,652	$ 0.8627	$ 4,013	-	$ -	$ -	$ 4,013
March	4,120	$ 4.9405	$ 20,355	4,120	$ 0.8627	$ 3,554	-	$ -	$ -	$ 3,554
April	4,152	$ 4.9405	$ 20,515	4,152	$ 0.8627	$ 3,582	-	$ -	$ -	$ 3,582
May	3,498	$ 4.9405	$ 17,281	3,498	$ 0.8627	$ 3,018	-	$ -	$ -	$ 3,018
June	4,685	$ 4.9405	$ 23,148	4,685	$ 0.8627	$ 4,042	-	$ -	$ -	$ 4,042
July	4,412	$ 4.9405	$ 21,800	4,412	$ 0.8627	$ 3,807	-	$ -	$ -	$ 3,807
August	4,467	$ 4.9405	$ 22,070	4,467	$ 0.8627	$ 3,854	-	$ -	$ -	$ 3,854
September	3,926	$ 4.9405	$ 19,397	3,926	$ 0.8627	$ 3,387	-	$ -	$ -	$ 3,387
October	3,880	$ 4.9405	$ 19,170	3,880	$ 0.8627	$ 3,347	-	$ -	$ -	$ 3,347
November	4,511	$ 4.9405	$ 22,287	4,511	$ 0.8627	$ 3,892	-	$ -	$ -	$ 3,892
December	4,760	$ 4.9405	$ 23,518	4,760	$ 0.8627	$ 4,107	-	$ -	$ -	$ 4,107
Total	51,754	$ 4.94	$ 255,689	51,754	$ 0.86	$ 44,648	-	$ -	$ -	$ 44,648

GRANDBRIDGE ENERGY INC.	Network			Line Connection			Transformation Connection			Total Connection
Month	**Units Billed**	**Rate**	**Amount**	**Units Billed**	**Rate**	**Amount**	**Units Billed**	**Rate**	**Amount**	**Amount**
January	12,189	$ 4.3457	$ 52,970	12,189	$ 2.7965	$ 34,087	-	$ -	$ -	$ 34,087
February	11,658	$ 4.3457	$ 50,661	11,689	$ 2.7965	$ 32,687	-	$ -	$ -	$ 32,687
March	10,945	$ 4.3457	$ 47,564	11,220	$ 2.7965	$ 31,376	-	$ -	$ -	$ 31,376
April	10,383	$ 4.3457	$ 45,124	10,574	$ 2.7965	$ 29,569	-	$ -	$ -	$ 29,569
May	10,343	$ 4.3457	$ 44,950	10,343	$ 2.7965	$ 28,926	-	$ -	$ -	$ 28,926
June	13,931	$ 4.3457	$ 60,541	13,931	$ 2.7965	$ 38,959	-	$ -	$ -	$ 38,959
July	13,654	$ 4.3457	$ 59,337	13,654	$ 2.7965	$ 38,184	-	$ -	$ -	$ 38,184
August	13,286	$ 4.3457	$ 57,737	13,286	$ 2.7965	$ 37,155	-	$ -	$ -	$ 37,155
September	11,069	$ 4.3457	$ 48,102	11,069	$ 2.7965	$ 30,954	-	$ -	$ -	$ 30,954
October	9,845	$ 4.3457	$ 42,784	9,982	$ 2.7965	$ 27,914	-	$ -	$ -	$ 27,914
November	7,821	$ 4.3457	$ 33,987	7,821	$ 2.7965	$ 21,871	-	$ -	$ -	$ 21,871
December	8,156	$ 4.3457	$ 35,445	8,156	$ 2.7965	$ 22,809	-	$ -	$ -	$ 22,809
Total	133,282	$ 4.35	$ 579,202	133,914	$ 2.80	$ 374,491	-	$ -	$ -	$ 374,491

Total	Network			Line Connection			Transformation Connection			Total Connection
Month	**Units Billed**	**Rate**	**Amount**	**Units Billed**	**Rate**	**Amount**	**Units Billed**	**Rate**	**Amount**	**Amount**
January	228,597	$ 6.2294	$ 1,424,027	233,347	$ 1.1114	$ 259,332	31,997	$ 3.4881	$ 111,608	$ 370,939
February	218,090	$ 6.2283	$ 1,358,324	226,478	$ 1.1104	$ 251,483	31,035	$ 3.4875	$ 108,235	$ 359,718
March	202,625	$ 6.2283	$ 1,262,015	217,240	$ 1.1109	$ 241,330	29,369	$ 3.4874	$ 102,421	$ 343,750
April	201,999	$ 6.2334	$ 1,259,138	215,764	$ 1.1062	$ 238,670	28,776	$ 3.4877	$ 100,359	$ 339,029
May	192,905	$ 6.2340	$ 1,202,574	203,886	$ 1.1100	$ 226,320	26,771	$ 3.4868	$ 93,344	$ 319,663
June	296,693	$ 6.2545	$ 1,855,656	304,977	$ 1.1024	$ 336,207	34,448	$ 3.4866	$ 120,106	$ 456,312
July	281,896	$ 6.2497	$ 1,761,772	291,839	$ 1.1038	$ 322,127	34,592	$ 3.4875	$ 120,639	$ 442,767
August	275,828	$ 6.2498	$ 1,723,880	285,478	$ 1.1034	$ 314,990	34,345	$ 3.4869	$ 119,759	$ 434,749
September	219,354	$ 6.2417	$ 1,369,131	230,336	$ 1.1056	$ 254,651	27,854	$ 3.4875	$ 97,142	$ 351,793
October	221,578	$ 6.2552	$ 1,386,010	228,517	$ 1.0980	$ 250,900	28,060	$ 3.4870	$ 97,844	$ 348,745
November	208,526	$ 6.2609	$ 1,305,551	215,613	$ 1.0834	$ 233,587	30,419	$ 3.4868	$ 106,065	$ 339,652
December	220,180	$ 6.2611	$ 1,378,565	228,775	$ 1.0821	$ 247,547	33,831	$ 3.4865	$ 117,950	$ 365,497
Total	2,768,273	$ 6.24	$ 17,286,643	2,882,251	$ 1.10	$ 3,177,143	371,495	$ 3.49	$ 1,295,472	$ 4,472,615

Low Voltage Switchgear Credit (if applicable)	$ -
Total including deduction for Low Voltage Switchgear Credit	$ 4,472,615

Ontario Energy Board

Incentive Rate-setting Mechanism Rate Generator for 2027 Filers

The purpose of this sheet is to calculate the expected billing when forecasted 2027 Uniform Transmission Rates and Hydro One Sub-Transmission Rates are applied against historical 2025 transmission units.

IESO	Network			Line Connection			Transformation Connection			Total Connection
Month	**Units Billed**	**Rate**	**Amount**	**Units Billed**	**Rate**	**Amount**	**Units Billed**	**Rate**	**Amount**	**Amount**
January	206,286	$ 6.3900	$ 1,318,168	211,036	$ 1.0300	$ 217,367	26,564	$ 3.4700	$ 92,177	$ 309,544
February	196,669	$ 6.3900	$ 1,256,715	205,026	$ 1.0300	$ 211,177	25,923	$ 3.4700	$ 89,953	$ 301,130
March	182,760	$ 6.3900	$ 1,167,836	197,100	$ 1.0300	$ 203,013	24,569	$ 3.4700	$ 85,254	$ 288,267
April	182,685	$ 6.3900	$ 1,167,357	196,259	$ 1.0300	$ 202,147	23,997	$ 3.4700	$ 83,270	$ 285,417
May	174,851	$ 6.3900	$ 1,117,298	185,825	$ 1.0300	$ 191,400	22,551	$ 3.4700	$ 78,252	$ 269,652
June	272,699	$ 6.3900	$ 1,742,547	280,983	$ 1.0300	$ 289,412	29,070	$ 3.4700	$ 100,873	$ 390,285
July	258,132	$ 6.3900	$ 1,649,463	268,075	$ 1.0300	$ 276,117	28,894	$ 3.4700	$ 100,262	$ 376,379
August	252,607	$ 6.3900	$ 1,614,159	262,257	$ 1.0300	$ 270,125	28,877	$ 3.4700	$ 100,203	$ 370,328
September	199,766	$ 6.3900	$ 1,276,505	210,748	$ 1.0300	$ 217,070	23,261	$ 3.4700	$ 80,716	$ 297,786
October	203,368	$ 6.3900	$ 1,299,522	210,170	$ 1.0300	$ 216,475	23,575	$ 3.4700	$ 81,805	$ 298,280
November	191,403	$ 6.3900	$ 1,223,065	198,490	$ 1.0300	$ 204,445	25,628	$ 3.4700	$ 88,929	$ 293,374
December	202,029	$ 6.3900	$ 1,290,965	210,612	$ 1.0300	$ 216,930	28,584	$ 3.4700	$ 99,186	$ 316,117
Total	2,523,255	$ 6.39	$ 16,123,599	2,636,581	$ 1.03	$ 2,715,679	311,493	$ 3.47	$ 1,080,881	$ 3,796,560

Hydro One	Network			Line Connection			Transformation Connection			Total Connection
Month	**Units Billed**	**Rate**	**Amount**	**Units Billed**	**Rate**	**Amount**	**Units Billed**	**Rate**	**Amount**	**Amount**
January	5,433	$ 5.4708	$ 29,723	5,433	$ 0.7054	$ 3,832	5,433	$ 3.5764	$ 19,430	$ 23,263
February	5,112	$ 5.4708	$ 27,966	5,112	$ 0.7054	$ 3,606	5,112	$ 3.5764	$ 18,282	$ 21,888
March	4,800	$ 5.4708	$ 26,259	4,800	$ 0.7054	$ 3,386	4,800	$ 3.5764	$ 17,166	$ 20,552
April	4,779	$ 5.4708	$ 26,142	4,779	$ 0.7054	$ 3,371	4,779	$ 3.5764	$ 17,090	$ 20,461
May	4,212	$ 5.4708	$ 23,046	4,220	$ 0.7054	$ 2,977	4,220	$ 3.5764	$ 15,092	$ 18,068
June	5,378	$ 5.4708	$ 29,420	5,378	$ 0.7054	$ 3,793	5,378	$ 3.5764	$ 19,233	$ 23,026
July	5,698	$ 5.4708	$ 31,171	5,698	$ 0.7054	$ 4,019	5,698	$ 3.5764	$ 20,377	$ 24,396
August	5,468	$ 5.4708	$ 29,914	5,468	$ 0.7054	$ 3,857	5,468	$ 3.5764	$ 19,555	$ 23,413
September	4,593	$ 5.4708	$ 25,127	4,593	$ 0.7054	$ 3,240	4,593	$ 3.5764	$ 16,426	$ 19,666
October	4,485	$ 5.4708	$ 24,535	4,485	$ 0.7054	$ 3,164	4,485	$ 3.5764	$ 16,039	$ 19,203
November	4,791	$ 5.4708	$ 26,212	4,791	$ 0.7054	$ 3,380	4,791	$ 3.5764	$ 17,136	$ 20,516
December	5,234	$ 5.4708	$ 28,637	5,247	$ 0.7054	$ 3,701	5,247	$ 3.5764	$ 18,764	$ 22,465
Total	59,983	$ 5.47	$ 328,152	60,002	$ 0.71	$ 42,325	60,002	$ 3.58	$ 214,591	$ 256,916

Kitchener-Wilmot Hydro Rate Zone	Network			Line Connection			Transformation Connection			Total Connection
Month	**Units Billed**	**Rate**	**Amount**	**Units Billed**	**Rate**	**Amount**	**Units Billed**	**Rate**	**Amount**	**Amount**
January	4,689	$ 4.9405	$ 23,167	4,689	$ 0.8627	$ 4,045	-	$ -	$ -	$ 4,045
February	4,652	$ 4.9405	$ 22,982	4,652	$ 0.8627	$ 4,013	-	$ -	$ -	$ 4,013
March	4,120	$ 4.9405	$ 20,355	4,120	$ 0.8627	$ 3,554	-	$ -	$ -	$ 3,554
April	4,152	$ 4.9405	$ 20,515	4,152	$ 0.8627	$ 3,582	-	$ -	$ -	$ 3,582
May	3,498	$ 4.9405	$ 17,281	3,498	$ 0.8627	$ 3,018	-	$ -	$ -	$ 3,018
June	4,685	$ 4.9405	$ 23,148	4,685	$ 0.8627	$ 4,042	-	$ -	$ -	$ 4,042
July	4,412	$ 4.9405	$ 21,800	4,412	$ 0.8627	$ 3,807	-	$ -	$ -	$ 3,807
August	4,467	$ 4.9405	$ 22,070	4,467	$ 0.8627	$ 3,854	-	$ -	$ -	$ 3,854
September	3,926	$ 4.9405	$ 19,397	3,926	$ 0.8627	$ 3,387	-	$ -	$ -	$ 3,387
October	3,880	$ 4.9405	$ 19,170	3,880	$ 0.8627	$ 3,347	-	$ -	$ -	$ 3,347
November	4,511	$ 4.9405	$ 22,287	4,511	$ 0.8627	$ 3,892	-	$ -	$ -	$ 3,892
December	4,760	$ 4.9405	$ 23,518	4,760	$ 0.8627	$ 4,107	-	$ -	$ -	$ 4,107
Total	51,754	$ 4.94	$ 255,689	51,754	$ 0.86	$ 44,648	-	$ -	$ -	$ 44,648

GRANDBRIDGE ENERGY INC.	Network			Line Connection			Transformation Connection			Total Connection
Month	**Units Billed**	**Rate**	**Amount**	**Units Billed**	**Rate**	**Amount**	**Units Billed**	**Rate**	**Amount**	**Amount**
January	12,189	$ 4.3457	$ 52,970	12,189	$ 2.7965	$ 34,087	-	$ -	$ -	$ 34,087
February	11,658	$ 4.3457	$ 50,661	11,689	$ 2.7965	$ 32,687	-	$ -	$ -	$ 32,687
March	10,945	$ 4.3457	$ 47,564	11,220	$ 2.7965	$ 31,376	-	$ -	$ -	$ 31,376
April	10,383	$ 4.3457	$ 45,124	10,574	$ 2.7965	$ 29,569	-	$ -	$ -	$ 29,569
May	10,343	$ 4.3457	$ 44,950	10,343	$ 2.7965	$ 28,926	-	$ -	$ -	$ 28,926
June	13,931	$ 4.3457	$ 60,541	13,931	$ 2.7965	$ 38,959	-	$ -	$ -	$ 38,959
July	13,654	$ 4.3457	$ 59,337	13,654	$ 2.7965	$ 38,184	-	$ -	$ -	$ 38,184
August	13,286	$ 4.3457	$ 57,737	13,286	$ 2.7965	$ 37,155	-	$ -	$ -	$ 37,155
September	11,069	$ 4.3457	$ 48,102	11,069	$ 2.7965	$ 30,954	-	$ -	$ -	$ 30,954
October	9,845	$ 4.3457	$ 42,784	9,982	$ 2.7965	$ 27,914	-	$ -	$ -	$ 27,914
November	7,821	$ 4.3457	$ 33,987	7,821	$ 2.7965	$ 21,871	-	$ -	$ -	$ 21,871
December	8,156	$ 4.3457	$ 35,445	8,156	$ 2.7965	$ 22,809	-	$ -	$ -	$ 22,809
Total	133,282	$ 4.35	$ 579,202	133,914	$ 2.80	$ 374,491	-	$ -	$ -	$ 374,491

Total	Network			Line Connection			Transformation Connection			Total Connection
Month	**Units Billed**	**Rate**	**Amount**	**Units Billed**	**Rate**	**Amount**	**Units Billed**	**Rate**	**Amount**	**Amount**
January	228,597	$ 6.23	$ 1,424,027	233,347	$ 1.11	$ 259,332	31,997	$ 3.49	$ 111,608	$ 370,939
February	218,090	$ 6.23	$ 1,358,324	226,478	$ 1.11	$ 251,483	31,035	$ 3.49	$ 108,235	$ 359,718
March	202,625	$ 6.23	$ 1,262,015	217,240	$ 1.11	$ 241,330	29,369	$ 3.49	$ 102,421	$ 343,750
April	201,999	$ 6.23	$ 1,259,138	215,764	$ 1.11	$ 238,670	28,776	$ 3.49	$ 100,359	$ 339,029
May	192,905	$ 6.23	$ 1,202,574	203,886	$ 1.11	$ 226,320	26,771	$ 3.49	$ 93,344	$ 319,663
June	296,693	$ 6.25	$ 1,855,656	304,977	$ 1.10	$ 336,207	34,448	$ 3.49	$ 120,106	$ 456,312
July	281,896	$ 6.25	$ 1,761,772	291,839	$ 1.10	$ 322,127	34,592	$ 3.49	$ 120,639	$ 442,767
August	275,828	$ 6.25	$ 1,723,880	285,478	$ 1.10	$ 314,990	34,345	$ 3.49	$ 119,759	$ 434,749
September	219,354	$ 6.24	$ 1,369,131	230,336	$ 1.11	$ 254,651	27,854	$ 3.49	$ 97,142	$ 351,793
October	221,578	$ 6.26	$ 1,386,010	228,517	$ 1.10	$ 250,900	28,060	$ 3.49	$ 97,844	$ 348,745
November	208,526	$ 6.26	$ 1,305,551	215,613	$ 1.08	$ 233,587	30,419	$ 3.49	$ 106,065	$ 339,652
December	220,180	$ 6.26	$ 1,378,565	228,775	$ 1.08	$ 247,547	33,831	$ 3.49	$ 117,950	$ 365,497
Total	2,768,273	$ 6.24	$ 17,286,643	2,882,251	$ 1.10	$ 3,177,143	371,495	$ 3.49	$ 1,295,472	$ 4,472,615

Low Voltage Switchgear Credit (if applicable)	$ -
Total including deduction for Low Voltage Switchgear Credit	$ 4,472,615

Ontario Energy Board

Incentive Rate-setting Mechanism Rate Generator for 2027 Filers

The purpose of this table is to re-align the current RTS Network Rates to recover current wholesale network costs.

Rate Class	Rate Description	Unit	Current RTSR-Network	Loss Adjusted Billed kWh	Billed kW	Billed Amount	Billed Amount %	Current Wholesale Billing	Adjusted RTSR Network
Residential Service Classification	Retail Transmission Rate - Network Service Rate	$/kWh	0.0117	478,693,498	0	5,600,714	32.0%	5,538,707	0.0116
General Service Less Than 50 kW Service Classification	Retail Transmission Rate - Network Service Rate	$/kWh	0.0109	227,813,017	0	2,483,162	14.2%	2,455,670	0.0108
General Service 50 To 4,999 kW Service Classification	Retail Transmission Rate - Network Service Rate - Interval Metered (less than 1,000 kW)	$/kW	4.7623		1,309,430	6,235,899	35.7%	6,166,859	4.7096
General Service 50 To 4,999 kW Service Classification	Retail Transmission Rate - Network Service Rate - Interval Metered (less than 1,000 kW) - EV CHARGING	$/kW	0.8096		0	0	0.0%	0	0.8006
General Service 50 To 4,999 kW Service Classification	Retail Transmission Rate - Network Service Rate - Interval Metered (1,000 to 4,999 kW)	$/kW	4.7559		467,239	2,222,140	12.7%	2,197,538	4.7032
General Service 50 To 4,999 kW Service Classification	Retail Transmission Rate - Network Service Rate - Interval Metered (1,000 to 4,999 kW) - EV CHARGING	$/kW	0.8085		0	0	0.0%	0	0.7996
Large Use Service Classification	Retail Transmission Rate - Network Service Rate - Interval Metered	$/kW	5.2728		163,944	864,443	4.9%	854,873	5.2144
Unmetered Scattered Load Service Classification	Retail Transmission Rate - Network Service Rate	$/kWh	0.0109	3,676,581	0	40,075	0.2%	39,631	0.0108
Street Lighting Service Classification	Retail Transmission Rate - Network Service Rate	$/kW	3.3816		9,977	33,739	0.2%	33,365	3.3442

The purpose of this table is to re-align the current RTS Connection Rates to recover current wholesale connection costs.

Rate Class	Rate Description	Unit	Current RTSR-Connection	Loss Adjusted Billed kWh	Billed kW	Billed Amount	Billed Amount %	Current Wholesale Billing	Adjusted RTSR-Connection
Residential Service Classification	Retail Transmission Rate - Line and Transformation Connection Service Rate	$/kWh	0.0029	478,693,498	0	1,388,211	30.6%	1,368,753	0.0029
General Service Less Than 50 kW Service Classification	Retail Transmission Rate - Line and Transformation Connection Service Rate	$/kWh	0.0027	227,813,017	0	615,095	13.6%	606,473	0.0027
General Service 50 To 4,999 kW Service Classification	Retail Transmission Rate - Line and Trans. Connection Service Rate - Interval Metered (less than1,000 kW) (see Gross Load Billing Note)	$/kW	1.2958		1,309,430	1,696,759	37.4%	1,672,976	1.2776
General Service 50 To 4,999 kW Service Classification	Retail Transmission Rate - Line and Trans. Connection Service Rate - Interval Metered (less than1,000 kW) (see Gross Load Billing Note) - EV CHARGING	$/kW	0.2203		0	0	0.0%	0	0.2172
General Service 50 To 4,999 kW Service Classification	Retail Transmission Rate - Line and Trans. Connection Service Rate - Interval Metered (1,000 to 4,999 kW) (see Gross Load Billing Note)	$/kW	1.2948		467,239	604,981	13.3%	596,501	1.2767
General Service 50 To 4,999 kW Service Classification	Retail Transmission Rate - Line and Trans. Connection Service Rate - Interval Metered (1,000 to 4,999 kW) (see Gross Load Billing Note) - EV CHARGING	$/kW	0.2201		0	0	0.0%	0	0.2170
Large Use Service Classification	Retail Transmission Rate - Line and Transformation Connection Service Rate - Interval Metered (see Gross Load Billing Note)	$/kW	1.3006		163,944	213,225	4.7%	210,237	1.2824
Unmetered Scattered Load Service Classification	Retail Transmission Rate - Line and Transformation Connection Service Rate	$/kWh	0.0027	3,676,581	0	9,927	0.2%	9,788	0.0027
Street Lighting Service Classification	Retail Transmission Rate - Line and Transformation Connection Service Rate	$/kW	0.8019		9,977	8,001	0.2%	7,889	0.7907

The purpose of this table is to update the re-aligned RTS Network Rates to recover future wholesale network costs.

Rate Class	Rate Description	Unit	Adjusted RTSR-Network	Loss Adjusted Billed kWh	Billed kW	Billed Amount	Billed Amount %	Forecast Wholesale Billing	Proposed RTSR-Network
Residential Service Classification	Retail Transmission Rate - Network Service Rate	$/kWh	0.0116	478,693,498	0	5,538,707	32.0%	5,538,707	**0.0116**
General Service Less Than 50 kW Service Classification	Retail Transmission Rate - Network Service Rate	$/kWh	0.0108	227,813,017	0	2,455,670	14.2%	2,455,670	**0.0108**
General Service 50 To 4,999 kW Service Classification	Retail Transmission Rate - Network Service Rate - Interval Metered (less than 1,000 kW)	$/kW	4.7096		1,309,430	6,166,859	35.7%	6,166,859	**4.7096**
General Service 50 To 4,999 kW Service Classification	Retail Transmission Rate - Network Service Rate - Interval Metered (less than 1,000 kW) - EV CHARGING	$/kW	0.8006		0	0	0.0%	0	**0.8006**
General Service 50 To 4,999 kW Service Classification	Retail Transmission Rate - Network Service Rate - Interval Metered (1,000 to 4,999 kW)	$/kW	4.7032		467,239	2,197,538	12.7%	2,197,538	**4.7032**
General Service 50 To 4,999 kW Service Classification	Retail Transmission Rate - Network Service Rate - Interval Metered (1,000 to 4,999 kW) - EV CHARGING	$/kW	0.7996		0	0	0.0%	0	**0.7996**
Large Use Service Classification	Retail Transmission Rate - Network Service Rate - Interval Metered	$/kW	5.2144		163,944	854,873	4.9%	854,873	**5.2144**
Unmetered Scattered Load Service Classification	Retail Transmission Rate - Network Service Rate	$/kWh	0.0108	3,676,581	0	39,631	0.2%	39,631	**0.0108**
Street Lighting Service Classification	Retail Transmission Rate - Network Service Rate	$/kW	3.3442		9,977	33,365	0.2%	33,365	**3.3442**

The purpose of this table is to update the re-aligned RTS Connection Rates to recover future wholesale connection costs.

Rate Class	Rate Description	Unit	Adjusted RTSR-Connection	Loss Adjusted Billed kWh	Billed kW	Billed Amount	Billed Amount %	Forecast Wholesale Billing	Proposed RTSR-Connection
Residential Service Classification	Retail Transmission Rate - Line and Transformation Connection Service Rate	$/kWh	0.0029	478,693,498	0	1,368,753	30.6%	1,368,753	**0.0029**
General Service Less Than 50 kW Service Classification	Retail Transmission Rate - Line and Transformation Connection Service Rate	$/kWh	0.0027	227,813,017	0	606,473	13.6%	606,473	**0.0027**
General Service 50 To 4,999 kW Service Classification	Retail Transmission Rate - Line and Trans. Connection Service Rate - Interval Metered (less than1,000 kW) (see Gross Load Billing Note)	$/kW	1.2776		1,309,430	1,672,976	37.4%	1,672,976	**1.2776**
General Service 50 To 4,999 kW Service Classification	Retail Transmission Rate - Line and Trans. Connection Service Rate - Interval Metered (less than1,000 kW) (see Gross Load Billing Note) - EV CHARGING	$/kW	0.2172		0	0	0.0%	0	**0.2172**
General Service 50 To 4,999 kW Service Classification	Retail Transmission Rate - Line and Trans. Connection Service Rate - Interval Metered (1,000 to 4,999 kW) (see Gross Load Billing Note)	$/kW	1.2767		467,239	596,501	13.3%	596,501	**1.2767**
General Service 50 To 4,999 kW Service Classification	Retail Transmission Rate - Line and Trans. Connection Service Rate - Interval Metered (1,000 to 4,999 kW) (see Gross Load Billing Note) - EV CHARGING	$/kW	0.2170		0	0	0.0%	0	**0.2170**
Large Use Service Classification	Retail Transmission Rate - Line and Transformation Connection Service Rate - Interval Metered (see Gross Load Billing Note)	$/kW	1.2824		163,944	210,237	4.7%	210,237	**1.2824**
Unmetered Scattered Load Service Classification	Retail Transmission Rate - Line and Transformation Connection Service Rate	$/kWh	0.0027	3,676,581	0	9,788	0.2%	9,788	**0.0027**
Street Lighting Service Classification	Retail Transmission Rate - Line and Transformation Connection Service Rate	$/kW	0.7907		9,977	7,889	0.2%	7,889	**0.7907**

Ontario Energy Board

Incentive Rate-setting Mechanism Rate Generator for 2027 Filers

Loss Adjusted Or Total Metered
Total Metered

Host Distributor LV Rates/Charges		
DESCRIPTION	TYPE	DELETE?
Wheeling Service	Volumetric	
Disposition of Deferral	Volumetric	
Distribution Volumetric	Volumetric	
Low Voltage Service	Volumetric	
Disposition of Deferral	Volumetric	
Recovery of incremental capital	Fixed	
Recovery of advanced cap module	Fixed	
Meter Charge	Fixed	
Monthly Service Charge	Fixed	
Common ST Lines	Volumetric	
Rider Disposition of Account 1595	Volumetric	
Rider Disposition Group1 Def/Var Acct- 2024	Volumetric	
Rider Disposition Group1 Def/Var Acct	Volumetric	
Rider Disposition Group 1 Def/Var Acct- 2025	Volumetric	
Rider Disposition of Group2 Def/Var Acct- Vol	Volumetric	
Rider Disposition of Group2 Def/Var Acct- Vol	Volumetric	

SERVICE POINTS	
NAME	DELETE?
3567 Nafziger Rd	
Fountain St N	
Elmira	
Petland	
Elmira TS 1	
Elmira TS 2	

JANUARY

MONTH	DESCRIPTION	SERVICE POINT	KW	RATE	NUMBER OF ACCOUNTS	TOTAL CHARGE	COMMENTS	DELETE?
	Wheeling Service	3567 Nafziger Rd	4,689.16	2.8451		13,341.12		
	Disposition of Deferral	3567 Nafziger Rd	4,689.16	0.2237		1,048.96		
	Distribution Volumetric	Fountain St N	12,189.10	1.9688		23,997.90		
	Low Voltage Service	Fountain St N	12,189.10	0.1248		1,521.20		
	Disposition of Deferral	Fountain St N	12,189.10	0.3925		4,784.22		
	Recovery of incremental capital	Fountain St N		50.8500	1	50.85		
	Recovery of advanced cap module	Fountain St N		63.1000	1	63.10		
	Common ST Lines	Petland	2,782.74	1.7096		4,757.37		
	Rider Disposition of Account 1595	Petland	2,782.74	-0.0241		-67.06		
	Rider Disposition Group1 Def/Var Acct- 2	Petland	2,782.74	0.4094		1,139.25		
	Rider Disposition Group1 Def/Var Acct	Petland	2,782.74	-0.1340		-372.89		
	Rider Disposition Group 1 Def/Var Acct- 2	Petland	2,782.74	-0.5141		-1,430.61		
	Rider Disposition of Group2 Def/Var Acct	Petland	2,782.74	0.0291		80.98		
	Rider Disposition of Group2 Def/Var Acct	Petland	2,782.74	-0.0363		-101.01		
	Monthly Service Charge	Petland		824.2800	1	824.28		
	Meter Charge	Elmira TS 1		824.2800	1	824.28		
	Monthly Service Charge	Elmira TS 1		417.5900	1	417.59		
	Meter Charge	Elmira TS 2		824.2800	1	824.28		
	Monthly Service Charge	Elmira TS 2		417.5900	1	417.59		
	Common ST Lines	Elmira	2,471.59	1.7096		4,225.43		
	Rider Disposition of Account 1595	Elmira	2,471.59	-0.0241		-59.57		
	Rider Disposition Group1 Def/Var Acct- 2	Elmira	2,471.59	0.4094		1,011.87		
	Rider Disposition Group1 Def/Var Acct	Elmira	2,471.59	-0.1340		-331.19		
	Rider Disposition Group 1 Def/Var Acct- 2	Elmira	2,471.59	-0.5141		-1,270.64		
	Rider Disposition of Group2 Def/Var Acct	Elmira	2,471.59	0.0291		71.92		
	Rider Disposition of Group2 Def/Var Acct	Elmira	2,471.59	-0.0363		-89.72		
Total						55,679.51		

FEBRUARY

MONTH	DESCRIPTION	SERVICE POINT	KW	RATE	NUMBER OF ACCOUNTS	TOTAL CHARGE	COMMENTS	DELETE?
	Wheeling Service	3567 Nafziger Rd	4,651.80	2.8451		13,234.83		
	Disposition of Deferral	3567 Nafziger Rd	4,651.80	0.2237		1,040.61		
	Common ST Lines	Elmira	2,367.22	1.7096		4,047.00		
	Rider Disposition of Account 1595	Elmira	2,367.22	-0.0241		-57.05		
	Rider Disposition Group1 Def/Var Acct- 2	Elmira	2,367.22	0.4094		969.14		
	Rider Disposition Group1 Def/Var Acct	Elmira	2,367.22	-0.1340		-317.21		
	Rider Disposition Group 1 Def/Var Acct- 2	Elmira	2,367.22	-0.5141		-1,216.99		
	Rider Disposition of Group2 Def/Var Acct	Elmira	2,367.22	0.0291		68.89		
	Rider Disposition of Group2 Def/Var Acct	Elmira	2,367.22	-0.0363		-85.93		
	Common ST Lines	Petland	2,576.55	1.7096		4,404.87		
	Rider Disposition of Account 1595	Petland	2,576.55	-0.0241		-62.09		
	Rider Disposition Group1 Def/Var Acct- 2	Petland	2,576.55	0.4094		1,054.84		
	Rider Disposition Group1 Def/Var Acct	Petland	2,576.55	-0.1340		-345.26		
	Rider Disposition Group 1 Def/Var Acct- 2	Petland	2,576.55	-0.5141		-1,324.60		
	Rider Disposition of Group2 Def/Var Acct	Petland	2,576.55	0.0291		74.98		
	Rider Disposition of Group2 Def/Var Acct	Petland	2,576.55	-0.0363		-93.53		
	Monthly Service Charge	Petland		824.2800	1	824.28		
	Meter Charge	Elmira TS 1		824.2800	1	824.28		
	Monthly Service Charge	Elmira TS 1		417.5900	1	417.59		
	Meter Charge	Elmira TS 2		824.2800	1	824.28		
	Monthly Service Charge	Elmira TS 2		417.5900	1	417.59		
	Distribution Volumetric	Fountain St N	11,688.71	1.9688		23,012.73		
	Low Voltage Service	Fountain St N	11,688.71	0.1248		1,458.75		
	Disposition of Deferral	Fountain St N	11,688.71	0.3925		4,587.82		
	Recovery of incremental capital	Fountain St N		50.8500	1	50.85		
	Recovery of advanced cap module	Fountain St N		63.1000	1	63.10		
Total						53,873.76		

MARCH

MONTH	DESCRIPTION	SERVICE POINT	KW	RATE	NUMBER OF ACCOUNTS	TOTAL CHARGE	COMMENTS	DELETE?
	Wheeling Service	3567 Nafziger Rd	4,120.10	2.8451		11,722.09		
	Disposition of Deferral	3567 Nafziger Rd	4,120.10	0.2237		921.67		
	Common ST Lines	Elmira	2,217.94	1.7096		3,791.79		
	Rider Disposition of Account 1595	Elmira	2,217.94	-0.0241		-53.45		
	Rider Disposition Group1 Def/Var Acct- 2	Elmira	2,217.94	0.4094		908.02		
	Rider Disposition Group1 Def/Var Acct	Elmira	2,217.94	-0.1340		-297.20		
	Rider Disposition Group 1 Def/Var Acct- 2	Elmira	2,217.94	-0.5141		-1,140.24		
	Rider Disposition of Group2 Def/Var Acct	Elmira	2,217.94	0.0291		64.54		

	Rider Disposition of Group2 Def/Var Acct	Elmira	2,217.94	-0.0363		-80.51		
	Common ST Lines	Petland	2,424.09	1.7096		4,144.22		
	Rider Disposition of Account 1595	Petland	2,424.09	-0.0241		-58.42		
	Rider Disposition Group1 Def/Var Acct- 2	Petland	2,424.09	0.4094		992.42		
	Rider Disposition Group1 Def/Var Acct	Petland	2,424.09	-0.1340		-324.83		
	Rider Disposition Group 1 Def/Var Acct-	Petland	2,424.09	-0.5141		-1,246.22		
	Rider Disposition of Group2 Def/Var Acct	Petland	2,424.09	0.0291		70.54		
	Rider Disposition of Group2 Def/Var Acct	Petland	2,424.09	-0.0363		-87.99		
	Monthly Service Charge	Petland		824.2800	1	824.28		
	Meter Charge	Elmira TS 1		824.2800	1	824.28		
	Monthly Service Charge	Elmira TS 1		417.5900	1	417.59		
	Meter Charge	Elmira TS 2		824.2800	1	824.28		
	Monthly Service Charge	Elmira TS 2		417.5900	1	417.59		
	Distribution Volumetric	Fountain St N	11,219.88	1.9688		22,089.70		
	Low Voltage Service	Fountain St N	11,219.88	0.1248		1,400.24		
	Disposition of Deferral	Fountain St N	11,219.88	0.3925		4,403.80		
	Recovery of incremental capital	Fountain St N		50.8500	1	50.85		
	Recovery of advanced cap module	Fountain St N		63.1000	1	63.10		
Total						50,642.14		

APRIL

MONTH	DESCRIPTION	SERVICE POINT	KW	RATE	NUMBER OF ACCOUNTS	TOTAL CHARGE	COMMENTS	DELETE?
	Wheeling Service	3567 Nafziger Rd	4,152.38	2.8451		11,813.93		
	Disposition of Deferral	3567 Nafziger Rd	4,152.38	0.2237		928.89		
	Common ST Lines	Elmira	2,177.43	1.7096		3,722.53		
	Rider Disposition of Account 1595	Elmira	2,177.43	-0.0241		-52.48		
	Rider Disposition Group1 Def/Var Acct- 2	Elmira	2,177.43	0.4094		891.44		
	Rider Disposition Group1 Def/Var Acct	Elmira	2,177.43	-0.1340		-291.78		
	Rider Disposition Group 1 Def/Var Acct-	Elmira	2,177.43	-0.5141		-1,119.42		
	Rider Disposition of Group2 Def/Var Acct	Elmira	2,177.43	0.0291		63.36		
	Rider Disposition of Group2 Def/Var Acct	Elmira	2,177.43	-0.0363		-79.04		
	Common ST Lines	Petland	2,443.95	1.7096		4,178.18		
	Rider Disposition of Account 1595	Petland	2,443.95	-0.0241		-58.90		
	Rider Disposition Group1 Def/Var Acct- 2	Petland	2,443.95	0.4094		1,000.55		
	Rider Disposition Group1 Def/Var Acct	Petland	2,443.95	-0.1340		-327.49		
	Rider Disposition Group 1 Def/Var Acct-	Petland	2,443.95	-0.5141		-1,256.43		
	Rider Disposition of Group2 Def/Var Acct	Petland	2,443.95	0.0291		71.12		
	Rider Disposition of Group2 Def/Var Acct	Petland	2,443.95	-0.0363		-88.72		
	Monthly Service Charge	Petland		824.2800	1	824.28		
	Meter Charge	Elmira TS 1		824.2800	1	824.28		
	Monthly Service Charge	Elmira TS 1		417.5900	1	417.59		
	Meter Charge	Elmira TS 2		824.2800	1	824.28		
	Monthly Service Charge	Elmira TS 2		417.5900	1	417.59		
	Distribution Volumetric	Fountain St N	10,573.69	1.9688		20,817.48		
	Low Voltage Service	Fountain St N	10,573.69	0.1248		1,319.60		
	Disposition of Deferral	Fountain St N	10,573.69	0.3925		4,150.17		
	Recovery of incremental capital	Fountain St N		50.8500	1	50.85		
	Recovery of advanced cap module	Fountain St N		63.1000	1	63.10		
Total						49,104.98		

MAY

MONTH	DESCRIPTION	SERVICE POINT	KW	RATE	NUMBER OF ACCOUNTS	TOTAL CHARGE	COMMENTS	DELETE?
	Wheeling Service	3567 Nafziger Rd	3,497.86	2.8451		9,951.77		
	Disposition of Deferral	3567 Nafziger Rd	3,497.86	0.2237		782.47		
	Common ST Lines	Elmira	2,067.80	1.7096		3,535.11		
	Rider Disposition of Account 1595	Elmira	2,067.80	-0.0241		-49.83		
	Rider Disposition Group1 Def/Var Acct- 2	Elmira	2,067.80	0.4094		846.56		
	Rider Disposition Group1 Def/Var Acct	Elmira	2,067.80	-0.1340		-277.09		
	Rider Disposition Group 1 Def/Var Acct-	Elmira	2,067.80	-0.5141		-1,063.06		
	Rider Disposition of Group2 Def/Var Acct	Elmira	2,067.80	0.0291		60.17		
	Rider Disposition of Group2 Def/Var Acct	Elmira	2,067.80	-0.0363		-75.06		
	Common ST Lines	Petland	2,013.27	1.7096		3,441.89		
	Rider Disposition of Account 1595	Petland	2,013.27	-0.0241		-48.52		
	Rider Disposition Group1 Def/Var Acct- 2	Petland	2,013.27	0.4094		824.23		
	Rider Disposition Group1 Def/Var Acct	Petland	2,013.27	-0.1340		-269.78		
	Rider Disposition Group 1 Def/Var Acct-	Petland	2,013.27	-0.5141		-1,035.02		
	Rider Disposition of Group2 Def/Var Acct	Petland	2,013.27	0.0291		58.59		
	Rider Disposition of Group2 Def/Var Acct	Petland	2,013.27	-0.0363		-73.08		
	Monthly Service Charge	Petland		824.2800	1	824.28		
	Meter Charge	Elmira TS 1		824.2800	1	824.28		
	Monthly Service Charge	Elmira TS 1		417.5900	1	417.59		
	Meter Charge	Elmira TS 2		824.2800	1	824.28		
	Monthly Service Charge	Elmira TS 2		417.5900	1	417.59		
	Distribution Volumetric	Fountain St N	10,343.48	1.9688		20,364.24		
	Low Voltage Service	Fountain St N	10,343.48	0.1248		1,290.87		
	Disposition of Deferral	Fountain St N	10,343.48	0.3925		4,059.82		
	Recovery of incremental capital	Fountain St N		50.8500	1	50.85		
	Recovery of advanced cap module	Fountain St N		63.1000	1	63.10		
Total						45,746.24		

JUNE

MONTH	DESCRIPTION	SERVICE POINT	KW	RATE	NUMBER OF ACCOUNTS	TOTAL CHARGE	COMMENTS	DELETE?
	Wheeling Service	3567 Nafziger Rd	4,685.39	2.8451		13,330.40		
	Disposition of Deferral	3567 Nafziger Rd	4,685.39	0.2237		1,048.12		
	Common ST Lines	Elmira	2,474.45	1.7096		4,230.32		
	Rider Disposition of Account 1595	Elmira	2,474.45	-0.0241		-59.63		
	Rider Disposition Group1 Def/Var Acct- 2	Elmira	2,474.45	0.4094		1,013.04		
	Rider Disposition Group1 Def/Var Acct	Elmira	2,474.45	-0.1340		-331.58		
	Rider Disposition Group 1 Def/Var Acct-	Elmira	2,474.45	-0.5141		-1,272.11		
	Rider Disposition of Group2 Def/Var Acct	Elmira	2,474.45	0.0291		72.01		
	Rider Disposition of Group2 Def/Var Acct	Elmira	2,474.45	-0.0363		-89.82		
	Common ST Lines	Petland	2,726.43	1.7096		4,661.10		
	Rider Disposition of Account 1595	Petland	2,726.43	-0.0241		-65.71		
	Rider Disposition Group1 Def/Var Acct- 2	Petland	2,726.43	0.4094		1,116.20		
	Rider Disposition Group1 Def/Var Acct	Petland	2,726.43	-0.1340		-365.34		
	Rider Disposition Group 1 Def/Var Acct-	Petland	2,726.43	-0.5141		-1,401.66		
	Rider Disposition of Group2 Def/Var Acct	Petland	2,726.43	0.0291		79.34		
	Rider Disposition of Group2 Def/Var Acct	Petland	2,726.43	-0.0363		-98.97		
	Monthly Service Charge	Petland		824.2800	1	824.28		
	Meter Charge	Elmira TS 1		824.2800	1	824.28		
	Monthly Service Charge	Elmira TS 1		417.5900	1	417.59		
	Meter Charge	Elmira TS 2		824.2800	1	824.28		
	Monthly Service Charge	Elmira TS 2		417.5900	1	417.59		
	Distribution Volumetric	Fountain St N	13,931.21	1.9688		27,427.77		
	Low Voltage Service	Fountain St N	13,931.21	0.1248		1,738.62		
	Disposition of Deferral	Fountain St N	13,931.21	0.3925		5,468.00		
	Recovery of incremental capital	Fountain St N		50.8500	1	50.85		

	Recovery of advanced cap module	Fountain St N		63.1000	1	63.10		
Total						59,922.06		

JULY

MONTH	DESCRIPTION	SERVICE POINT	KW	RATE	NUMBER OF ACCOUNTS	TOTAL CHARGE	COMMENTS	DELETE?
	Wheeling Service	3567 Nafziger Rd	4,412.46	2.8451		12,553.89		
	Disposition of Deferral	3567 Nafziger Rd	4,412.46	0.2237		987.07		
	Common ST Lines	Elmira	2,512.45	1.7096		4,295.28		
	Rider Disposition Group1 Def/Var Acct	Elmira	2,512.45	-0.1340		-336.67		
	Rider Disposition Group 1 Def/Var Acct-	Elmira	2,512.45	-0.5141		-1,291.65		
	Rider Disposition of Group2 Def/Var Acct	Elmira	2,512.45	0.0291		73.11		
	Rider Disposition of Group2 Def/Var Acct	Elmira	2,512.45	-0.0363		-91.20		
	Common ST Lines	Petland	2,997.90	1.7096		5,125.21		
	Rider Disposition Group1 Def/Var Acct	Petland	2,997.90	-0.1340		-401.72		
	Rider Disposition Group 1 Def/Var Acct-	Petland	2,997.90	-0.5141		-1,541.22		
	Rider Disposition of Group2 Def/Var Acct	Petland	2,997.90	0.0291		87.24		
	Rider Disposition of Group2 Def/Var Acct	Petland	2,997.90	-0.0363		-108.82		
	Monthly Service Charge	Petland		824.2800	1	824.28		
	Meter Charge	Elmira TS 1		824.2800	1	824.28		
	Monthly Service Charge	Elmira TS 1		417.5900	1	417.59		
	Meter Charge	Elmira TS 2		824.2800	1	824.28		
	Monthly Service Charge	Elmira TS 2		417.5900	1	417.59		
	Distribution Volumetric	Fountain St N	13,654.26	1.9688		26,882.51		
	Low Voltage Service	Fountain St N	13,654.26	0.1248		1,704.05		
	Disposition of Deferral	Fountain St N	13,654.26	0.3925		5,359.30		
	Recovery of incremental capital	Fountain St N		50.8500	1	50.85		
	Recovery of advanced cap module	Fountain St N		63.1000	1	63.10		
Total						56,718.35		

AUGUST

MONTH	DESCRIPTION	SERVICE POINT	KW	RATE	NUMBER OF ACCOUNTS	TOTAL CHARGE	COMMENTS	DELETE?
	Wheeling Service	3567 Nafziger Rd	4,467.17	2.8451		12,709.54		
	Disposition of Deferral	3567 Nafziger Rd	4,467.17	0.2237		999.31		
	Common ST Lines	Elmira	2,432.51	1.7096		4,158.62		
	Rider Disposition Group1 Def/Var Acct	Elmira	2,432.51	-0.1340		-325.96		
	Rider Disposition Group 1 Def/Var Acct-	Elmira	2,432.51	-0.5141		-1,250.55		
	Rider Disposition of Group2 Def/Var Acct	Elmira	2,432.51	0.0291		70.79		
	Rider Disposition of Group2 Def/Var Acct	Elmira	2,432.51	-0.0363		-88.30		
	Common ST Lines	Petland	2,855.61	1.7096		4,881.95		
	Rider Disposition Group1 Def/Var Acct	Petland	2,855.61	-0.1340		-382.65		
	Rider Disposition Group 1 Def/Var Acct-	Petland	2,855.61	-0.5141		-1,468.07		
	Rider Disposition of Group2 Def/Var Acct	Petland	2,855.61	0.0291		83.10		
	Rider Disposition of Group2 Def/Var Acct	Petland	2,855.61	-0.0363		-103.66		
	Monthly Service Charge	Petland		824.2800	1	824.28		
	Meter Charge	Elmira TS 1		824.2800	1	824.28		
	Monthly Service Charge	Elmira TS 1		417.5900	1	417.59		
	Meter Charge	Elmira TS 2		824.2800	1	824.28		
	Monthly Service Charge	Elmira TS 2		417.5900	1	417.59		
	Distribution Volumetric	Fountain St N	13,286.08	1.9688		26,157.63		
	Low Voltage Service	Fountain St N	13,286.08	0.1248		1,658.10		
	Disposition of Deferral	Fountain St N	13,286.08	0.3925		5,214.79		
	Recovery of incremental capital	Fountain St N		50.8500	1	50.85		
	Recovery of advanced cap module	Fountain St N		63.1000	1	63.10		
Total						55,736.61		

SEPTEMBER

MONTH	DESCRIPTION	SERVICE POINT	KW	RATE	NUMBER OF ACCOUNTS	TOTAL CHARGE	COMMENTS	DELETE?
	Wheeling Service	3567 Nafziger Rd	3,926.04	2.8451		11,169.97		
	Disposition of Deferral	3567 Nafziger Rd	3,926.04	0.2237		878.25		
	Common ST Lines	Elmira	2,241.81	1.7096		3,832.60		
	Rider Disposition Group1 Def/Var Acct	Elmira	2,241.81	-0.1340		-300.40		
	Rider Disposition Group 1 Def/Var Acct-	Elmira	2,241.81	-0.5141		-1,152.51		
	Rider Disposition of Group2 Def/Var Acct	Elmira	2,241.81	0.0291		65.24		
	Rider Disposition of Group2 Def/Var Acct	Elmira	2,241.81	-0.0363		-81.38		
	Common ST Lines	Petland	2,200.17	1.7096		3,761.41		
	Rider Disposition Group1 Def/Var Acct	Petland	2,200.17	-0.1340		-294.82		
	Rider Disposition Group 1 Def/Var Acct-	Petland	2,200.17	-0.5141		-1,131.11		
	Rider Disposition of Group2 Def/Var Acct	Petland	2,200.17	0.0291		64.02		
	Rider Disposition of Group2 Def/Var Acct	Petland	2,200.17	-0.0363		-79.87		
	Monthly Service Charge	Petland		824.2800	1	824.28		
	Meter Charge	Elmira TS 1		824.2800	1	824.28		
	Monthly Service Charge	Elmira TS 1		417.5900	1	417.59		
	Meter Charge	Elmira TS 2		824.2800	1	824.28		
	Monthly Service Charge	Elmira TS 2		417.5900	1	417.59		
	Distribution Volumetric	Fountain St N	11,068.82	1.9688		21,792.29		
	Low Voltage Service	Fountain St N	11,068.82	0.1248		1,381.39		
	Disposition of Deferral	Fountain St N	11,068.82	0.3925		4,344.51		
	Recovery of incremental capital	Fountain St N		50.8500	1	50.85		
	Recovery of advanced cap module	Fountain St N		63.1000	1	63.10		
Total						47,671.56		

OCTOBER

MONTH	DESCRIPTION	SERVICE POINT	KW	RATE	NUMBER OF ACCOUNTS	TOTAL CHARGE	COMMENTS	DELETE?
	Wheeling Service	3567 Nafziger Rd	3,880.13	2.8451		11,039.36		
	Disposition of Deferral	3567 Nafziger Rd	3,880.13	0.2237		867.98		
	Common ST Lines	Elmira	2,214.70	1.7096		3,786.25		
	Rider Disposition Group1 Def/Var Acct	Elmira	2,214.70	-0.1340		-296.77		
	Rider Disposition Group 1 Def/Var Acct-	Elmira	2,214.70	-0.5141		-1,138.58		
	Rider Disposition of Group2 Def/Var Acct	Elmira	2,214.70	0.0291		64.45		
	Rider Disposition of Group2 Def/Var Acct	Elmira	2,214.70	-0.0363		-80.39		
	Common ST Lines	Petland	2,122.57	1.7096		3,628.75		
	Rider Disposition Group1 Def/Var Acct	Petland	2,122.57	-0.1340		-284.42		
	Rider Disposition Group 1 Def/Var Acct-	Petland	2,122.57	-0.5141		-1,091.21		
	Rider Disposition of Group2 Def/Var Acct	Petland	2,122.57	0.0291		61.77		
	Rider Disposition of Group2 Def/Var Acct	Petland	2,122.57	-0.0363		-77.05		
	Monthly Service Charge	Petland		824.2800	1	824.28		
	Meter Charge	Elmira TS 1		824.2800	1	824.28		
	Monthly Service Charge	Elmira TS 1		417.5900	1	417.59		
	Meter Charge	Elmira TS 2		824.2800	1	824.28		
	Monthly Service Charge	Elmira TS 2		417.5900	1	417.59		
	Distribution Volumetric	Fountain St N	9,981.80	1.9688		19,652.17		
	Low Voltage Service	Fountain St N	9,981.80	0.1248		1,245.73		
	Disposition of Deferral	Fountain St N	9,981.80	0.3925		3,917.86		
	Recovery of incremental capital	Fountain St N		50.8500	1	50.85		
	Recovery of advanced cap module	Fountain St N		63.1000	1	63.10		
Total						44,717.85		

NOVEMBER

MONTH	DESCRIPTION	SERVICE POINT	KW	RATE	NUMBER OF ACCOUNTS	TOTAL CHARGE	COMMENTS	DELETE?
	Wheeling Service	3567 Nafziger Rd	4,510.99	2.8451		12,834.21		
	Disposition of Deferral	3567 Nafziger Rd	4,510.99	0.2237		1,009.11		
	Common ST Lines	Elmira	2,252.73	1.7096		3,851.27		
	Rider Disposition Group1 Def/Var Acct	Elmira	2,252.73	-0.1340		-301.87		
	Rider Disposition Group 1 Def/Var Acct-	Elmira	2,252.73	-0.5141		-1,158.13		
	Rider Disposition of Group2 Def/Var Acct	Elmira	2,252.73	0.0291		65.55		
	Rider Disposition of Group2 Def/Var Acct	Elmira	2,252.73	-0.0363		-81.77		
	Common ST Lines	Petland	2,381.05	1.7096		4,070.64		
	Rider Disposition Group1 Def/Var Acct	Petland	2,381.05	-0.1340		-319.06		
	Rider Disposition Group 1 Def/Var Acct-	Petland	2,381.05	-0.5141		-1,224.10		
	Rider Disposition of Group2 Def/Var Acct	Petland	2,381.05	0.0291		69.29		
	Rider Disposition of Group2 Def/Var Acct	Petland	2,381.05	-0.0363		-86.43		
	Monthly Service Charge	Petland		824.2800	1	824.28		
	Meter Charge	Elmira TS 1		824.2800	1	824.28		
	Monthly Service Charge	Elmira TS 1		417.5900	1	417.59		
	Meter Charge	Elmira TS 2		824.2800	1	824.28		
	Monthly Service Charge	Elmira TS 2		417.5900	1	417.59		
	Distribution Volumetric	Fountain St N	7,820.85	1.9688		15,397.69		
	Low Voltage Service	Fountain St N	7,820.85	0.1248		976.04		
	Disposition of Deferral	Fountain St N	7,820.85	0.3925		3,069.68		
	Recovery of incremental capital	Fountain St N		50.8500	1	50.85		
	Recovery of advanced cap module	Fountain St N		63.1000	1	63.10		
Total						41,594.10		

DECEMBER

MONTH	DESCRIPTION	SERVICE POINT	KW	RATE	NUMBER OF ACCOUNTS	TOTAL CHARGE	COMMENTS	DELETE?
	Wheeling Service	3567 Nafziger Rd	4,760.19	2.8451		13,543.20		
	Disposition of Deferral	3567 Nafziger Rd	4,760.19	0.2237		1,064.85		
	Common ST Lines	Elmira	2,354.67	1.7096		4,025.54		
	Rider Disposition Group1 Def/Var Acct	Elmira	2,354.67	-0.1340		-315.53		
	Rider Disposition Group 1 Def/Var Acct-	Elmira	2,354.67	-0.5141		-1,210.54		
	Rider Disposition of Group2 Def/Var Acct	Elmira	2,354.67	0.0291		68.52		
	Rider Disposition of Group2 Def/Var Acct	Elmira	2,354.67	-0.0363		-85.47		
	Common ST Lines	Petland	2,719.34	1.7096		4,648.98		
	Rider Disposition Group1 Def/Var Acct	Petland	2,719.34	-0.1340		-364.39		
	Rider Disposition Group 1 Def/Var Acct-	Petland	2,719.34	-0.5141		-1,398.01		
	Rider Disposition of Group2 Def/Var Acct	Petland	2,719.34	0.0291		79.13		
	Rider Disposition of Group2 Def/Var Acct	Petland	2,719.34	-0.0363		-98.71		
	Monthly Service Charge	Petland		824.2800	1	824.28		
	Meter Charge	Elmira TS 1		824.2800	1	824.28		
	Monthly Service Charge	Elmira TS 1		417.5900	1	417.59		
	Meter Charge	Elmira TS 2		824.2800	1	824.28		
	Monthly Service Charge	Elmira TS 2		417.5900	1	417.59		
	Distribution Volumetric	Fountain St N	8,156.37	1.9688		16,058.26		
	Low Voltage Service	Fountain St N	8,156.37	0.1248		1,017.91		
	Disposition of Deferral	Fountain St N	8,156.37	0.3925		3,201.38		
	Recovery of incremental capital	Fountain St N		50.8500	1	50.85		
	Recovery of advanced cap module	Fountain St N		63.1000	1	63.10		
Total						43,657.11		

Grand Total	605,064.25

Ontario Energy Board

Incentive Rate-setting Mechanism Rate Generator for 2027 Filers

Rate Class	Units	Allocation based on Tx-Connection Revenue %	Allocated 2026 LV Expense	Total Metered kWh	Total Metered kW	Loss Adjusted Billed kWh	LV Rate/kWh	LV Rate/kW
RESIDENTIAL SERVICE CLASSIFICATION	kWh	30.6%	185167.56	462,371,774	0	478,693,498	0.0004	0.0000
GENERAL SERVICE LESS THAN 50 KW SERVICE CLASSIFICATION	kWh	13.6%	82044.92	220,045,414	0	227,813,017	0.0004	0.0000
GENERAL SERVICE 50 to 4,999 kW SERVICE CLASSIFICATION	kW	50.7%	307019.28	672,942,246	1,776,669	0	0.0000	0.1728
LARGE USE SERVICE CLASSIFICATION	kW	4.7%	28441.22	93,284,666	163,944	0	0.0000	0.1735
UNMETERED SCATTERED LOAD SERVICE CLASSIFICATION	kWh	0.2%	1324.09	3,551,222	0	3,676,581	0.0004	0.0000
STREET LIGHTING SERVICE CLASSIFICATION	kW	0.2%	1067.17	3,575,638	9,977	0	0.0000	0.1070
EMBEDDED DISTRIBUTOR SERVICE CLASSIFICATION	kW		0.00	52,095,723	105,712	0	0.0000	0.0000
Total		100.0%	605064.25					

Ontario Energy Board

Incentive Rate-setting Mechanism Rate Generator for 2027 Filers

If applicable, please enter any adjustments related to the revenue to cost ratio model into columns C and E. The Price Escalator has been set at the 2027 value.

Price Escalator	**3.00%**	**Productivity Factor**	**0.00%**
Choose Stretch Factor Group	III	**Price Cap Index**	**2.70%**
Associated Stretch Factor Value	**0.30%**		

Rate Class	**Current MFC**	**MFC Adjustment from R/C Model**	**Current Volumetric Charge**	**DVR Adjustment from R/C Model**	**Price Cap Index to be Applied to MFC and DVR**	**Proposed MFC**	**Proposed Volumetric Charge**
RESIDENTIAL SERVICE CLASSIFICATION	38.91				2.70%	39.96	0.0000
GENERAL SERVICE LESS THAN 50 KW SERVICE CLASSIFICATION	33.71	-0.8862	0.0228	0.0003	2.70%	33.71	0.0237
GENERAL SERVICE 50 to 4,999 kW SERVICE CLASSIFICATION	125.96	-3.3115	6.5814	0.0150	2.70%	125.96	6.7745
LARGE USE SERVICE CLASSIFICATION	7359.96	-193.4946	5.239	0.0142	2.70%	7,359.96	5.3950
UNMETERED SCATTERED LOAD SERVICE CLASSIFICATION	11.2	-0.2944	0.0216	0.0006	2.70%	11.20	0.0228
STREET LIGHTING SERVICE CLASSIFICATION	0.42		12.0094		2.70%	0.43	12.3337
EMBEDDED DISTRIBUTOR SERVICE CLASSIFICATION	0		0.0255		2.70%	0.00	0.0262
microFIT SERVICE CLASSIFICATION	5					5	

If applicable, Wheeling Service Rate will be adjusted for PCI on Sheet 19.

Ontario Energy Board

Incentive Rate-setting Mechanism Rate Generator for 2027 Filers

Update the following rates if an OEB Decision has been issued at the time of completing this application

Regulatory Charges

Effective Date of Regulatory Charges		**January 1, 2026**	**January 1, 2027**
Wholesale Market Service Rate (WMS) - not including CBR	$/kWh	0.0041	0.0041
Capacity Based Recovery (CBR) - Applicable for Class B Customers	$/kWh	0.0006	0.0006
Rural or Remote Electricity Rate Protection Charge (RRRP)	$/kWh	0.0006	0.0006
Standard Supply Service - Administrative Charge (if applicable)	$/kWh	0.25	0.25

Time-of-Use RPP Prices and Percentages

As of		November 1, 2025	
Off-Peak	$/kWh	0.0980	64%
Mid-Peak	$/kWh	0.1570	18%
On-Peak	$/kWh	0.2030	18%

Ontario Electricity Rebate (OER)

Ontario Electricity Rebate (OER)	$	23.50%

Smart Meter Entity Charge (SME)

Smart Meter Entity Charge (SME)	$	0.42

Distribution Rate Protection (DRP) Amount (Applicable to LDCs under the Distribution Rate Protection program):	$	44.47

Miscellaneous Service Charges

Wireline Pole Attachment Charge	**Unit**	**Current charge**	**Inflation factor ***	**Proposed charge ** / *****
Specific charge for access to the power poles - per pole/year	$	40.59	3.00%	41.81

Retail Service Charges		**Current charge**	**Inflation factor***	**Proposed charge *****
One-time charge, per retailer, to establish the service agreement between the distributor and the retailer	$	125.72	3.00%	129.49
Monthly fixed charge, per retailer	$	50.29	3.00%	51.80
Monthly variable charge, per customer, per retailer	$/cust.	1.24	3.00%	1.28
Distributor-consolidated billing monthly charge, per customer, per retailer	$/cust.	0.74	3.00%	0.76
Retailer-consolidated billing monthly credit, per customer, per retailer	$/cust.	(0.74)	3.00%	(0.76)
Service Transaction Requests (STR)				
Request fee, per request, applied to the requesting party	$	0.63	3.00%	0.65
Processing fee, per request, applied to the requesting party	$	1.24	3.00%	1.28
Electronic Business Transaction (EBT) system, applied to the requesting party				
up to twice a year		no charge		no charge
more than twice a year, per request (plus incremental delivery costs)	$	5.03	3.00%	5.18
Notice of switch letter charge, per letter (unless the distributor has opted out of applying the charge as per the Ontario Energy Board's Decision and Order EB-2015-0304, issued on February 14, 2019)	$	2.51	3.00%	2.59

* OEB approved inflation rate effective in 2027
** applicable only to LDCs in which the province-wide pole attachment charge applies
*** subject to change pending OEB order on miscellaneous service charges

Ontario Energy Board

Incentive Rate-setting Mechanism Rate Generator for 2027 Filers

In the Green Cells below, enter all proposed rate riders/rates.
In column A, select the rate rider descriptions from the drop-down list in the blue cells. If the rate description cannot be found, enter the rate rider descriptions in the green cells. The rate rider description must begin with "Rate Rider for".
In column B, choose the associated unit from the drop-down menu.
In column C, enter the rate. All rate riders with a "$" unit should be rounded to 2 decimal places and all others rounded to 4 decimal places.
In column E, enter the expiry date (e.g. April 30, 2027) or description of the expiry date in text (e.g. the effective date of the next cost of service-based rate order).
In column G, a sub-total (A or B) should already be assigned to the rate rider unless the rate description was entered into a green cell in column A. In these particular cases, from the dropdown list in column G, choose the appropriate sub-total (A or B). Sub-total A refers to rates/rate riders that Not considered as pass through costs (eg: LRAMVA and ICM/ACM rate riders). Sub-total B refers to rates/rate riders that are considered pass through costs.

RESIDENTIAL SERVICE CLASSIFICATION	UNIT	RATE		DATE (e.g. April 30, 2027)	SUB-TOTAL
Rate Rider for Recovery of Incremental Capital (2027)	$	0.39	- effective until	12/31/2032	A
			- effective until		
			- effective until		
			- effective until		
			- effective until		
			- effective until		
			- effective until		
			- effective until		
			- effective until		
			- effective until		

GENERAL SERVICE LESS THAN 50 KW SERVICE CLASSIFICATION	UNIT	RATE		DATE (e.g. April 30, 2027)	SUB-TOTAL
Rate Rider for Recovery of Incremental Capital (2027)	$	0.34	- effective until	12/31/2032	A
Rate Rider for Recovery of Incremental Capital (2027)	$/kWh	0.0002	- effective until	12/31/2032	A
			- effective until		
			- effective until		
			- effective until		
			- effective until		
			- effective until		
			- effective until		
			- effective until		
			- effective until		

GENERAL SERVICE 50 to 4,999 kW SERVICE CLASSIFICATION	UNIT	RATE		DATE (e.g. April 30, 2027)	SUB-TOTAL
Rate Rider for Recovery of Incremental Capital (2027)	$	1.25	- effective until	12/31/2032	A
Rate Rider for Recovery of Incremental Capital (2027)	$/kW	0.0656	- effective until	12/31/2032	A
			- effective until		
			- effective until		
			- effective until		
			- effective until		
			- effective until		
			- effective until		
			- effective until		
			- effective until		

LARGE USE SERVICE CLASSIFICATION	UNIT	RATE		DATE (e.g. April 30, 2027)	SUB-TOTAL
Rate Rider for Recovery of Incremental Capital (2027)	$	73.33	- effective until	12/31/2032	A
Rate Rider for Recovery of Incremental Capital (2027)	$/kW	0.0522	- effective until	12/31/2032	A
			- effective until		
			- effective until		
			- effective until		
			- effective until		
			- effective until		
			- effective until		
			- effective until		
			- effective until		

UNMETERED SCATTERED LOAD SERVICE CLASSIFICATION	UNIT	RATE		DATE (e.g. April 30, 2027)	SUB-TOTAL
Rate Rider for Recovery of Incremental Capital (2027)	$	0.11	- effective until	12/31/2032	A
Rate Rider for Recovery of Incremental Capital (2027)	$/kWh	0.0002	- effective until	12/31/2032	A
			- effective until		
			- effective until		
			- effective until		
			- effective until		
			- effective until		
			- effective until		
			- effective until		
			- effective until		

STREET LIGHTING SERVICE CLASSIFICATION	UNIT	RATE		DATE (e.g. April 30, 2027)	SUB-TOTAL
Rate Rider for Recovery of Incremental Capital (2027)	$/kW	0.1197	- effective until	12/31/2032	A
			- effective until		
			- effective until		
			- effective until		
			- effective until		
			- effective until		
			- effective until		
			- effective until		
			- effective until		
			- effective until		

EMBEDDED DISTRIBUTOR SERVICE CLASSIFICATION	UNIT	RATE		DATE (e.g. April 30, 2027)	SUB-TOTAL
Rate Rider for Recovery of Incremental Capital (2027)	$/kW	0.0003	- effective until	12/31/2032	A
			- effective until		
			- effective until		
			- effective until		
			- effective until		
			- effective until		
			- effective until		
			- effective until		
			- effective until		
			- effective until		

microFIT SERVICE CLASSIFICATION	UNIT	RATE		DATE (e.g. April 30, 2027)	SUB-TOTAL
			- effective until		
			- effective until		
			- effective until		
			- effective until		
			- effective until		
			- effective until		
			- effective until		
			- effective until		
			- effective until		
			- effective until		

Enova Power Corp.
Waterloo North Rate Zone
TARIFF OF RATES AND CHARGES
Effective and Implementation Date January 1, 2027
This schedule supersedes and replaces all previously approved schedules of Rates, Charges and Loss Factors

EB-2026-0033

Enova Power Corp.
Waterloo North Rate Zone
TARIFF OF RATES AND CHARGES
Effective and Implementation Date January 1, 2027
This schedule supersedes and replaces all previously approved schedules of Rates, Charges and Loss Factors

RESIDENTIAL SERVICE CLASSIFICATION

This classification applies to an account taking electricity at 750 volts or less where the electricity is used exclusively in a separate metered living accommodation. Customers shall be residing in single-dwelling units that consist of a detached house or one unit of a semi-detached, duplex, triplex or quadruplex house, with a residential zoning. Separately metered dwellings within a town house complex or apartment building also qualify as residential customers. All customers are single-phase. Class B consumers are defined in accordance with O. Reg. 429/04. Further servicing details are available in the distributor's Conditions of Service.

APPLICATION

The application of these rates and charges shall be in accordance with the Licence of the Distributor and any Code or Order of the Ontario Energy Board, and amendments thereto as approved by the Ontario Energy Board, which may be applicable to the administration of this schedule.

No rates and charges for the distribution of electricity and charges to meet the costs of any work or service done or furnished for the purpose of the distribution of electricity shall be made except as permitted by this schedule, unless required by the Distributor's Licence or a Code or Order of the Ontario Energy Board, and amendments thereto as approved by the Ontario Energy Board, or as specified herein.

Unless specifically noted, this schedule does not contain any charges for the electricity commodity, be it under the Regulated Price Plan, a contract with a retailer or the wholesale market price, as applicable.In addition, the charges in the MONTHLY RATES AND CHARGES - Regulatory Component of this schedule do not apply to a customer that is an embedded wholesale market participant.

It should be noted that this schedule does not list any charges, assessments or credits that are required by law to be invoiced by a distributor and that are not subject to Ontario Energy Board approval, such as the Global Adjustment and the HST.

MONTHLY RATES AND CHARGES - Delivery Component

Service Charge	$	39.96
Rate Rider for Recovery of Incremental Capital (2027) - effective until December 31, 2032	$	0.39
Smart Metering Entity Charge - effective until December 31, 2027	$	0.42
Low Voltage Service Rate	$/kWh	0.0004
Rate Rider for Disposition of Global Adjustment Account (2027) - effective until December 31, 2027 Applicable only for Non-RPP Customers	$/kWh	(0.0061)
Rate Rider for Disposition of Deferral/Variance Accounts (2027) - effective until December 31, 2027	$/kWh	(0.0015)
Rate Rider for Disposition of Capacity Based Recovery Account (2027) - effective until December 31, 2027 Applicable only for Class B Customers	$/kWh	0.0005
Retail Transmission Rate - Network Service Rate	$/kWh	0.0116
Retail Transmission Rate - Line and Transformation Connection Service Rate	$/kWh	0.0029

MONTHLY RATES AND CHARGES - Regulatory Component

Wholesale Market Service Rate (WMS) - not including CBR	$/kWh	0.0041
Capacity Based Recovery (CBR) - Applicable for Class B Customers	$/kWh	0.0006
Rural or Remote Electricity Rate Protection Charge (RRRP)	$/kWh	0.0006
Standard Supply Service - Administrative Charge (if applicable)	$	0.25

Enova Power Corp.
Waterloo North Rate Zone
TARIFF OF RATES AND CHARGES
Effective and Implementation Date January 1, 2027
This schedule supersedes and replaces all previously approved schedules of Rates, Charges and Loss Factors

GENERAL SERVICE LESS THAN 50 KW SERVICE CLASSIFICATION

This classification applies to a non residential account taking electricity at 750 volts or less whose average monthly maximum demand is less than, or is forecast to be less than, 50 kW. Class B consumers are defined in accordance with O. Reg. 429/04. Further servicing details are available in the distributor's Conditions of Service.

APPLICATION

The application of these rates and charges shall be in accordance with the Licence of the Distributor and any Code or Order of the Ontario Energy Board, and amendments thereto as approved by the Ontario Energy Board, which may be applicable to the administration of this schedule.

No rates and charges for the distribution of electricity and charges to meet the costs of any work or service done or furnished for the purpose of the distribution of electricity shall be made except as permitted by this schedule, unless required by the Distributor's Licence or a Code or Order of the Ontario Energy Board, and amendments thereto as approved by the Ontario Energy Board, or as specified herein.

Unless specifically noted, this schedule does not contain any charges for the electricity commodity, be it under the Regulated Price Plan, a contract with a retailer or the wholesale market price, as applicable.In addition, the charges in the MONTHLY RATES AND CHARGES - Regulatory Component of this schedule do not apply to a customer that is an embedded wholesale market participant.

It should be noted that this schedule does not list any charges, assessments or credits that are required by law to be invoiced by a distributor and that are not subject to Ontario Energy Board approval, such as the Global Adjustment and the HST.

MONTHLY RATES AND CHARGES - Delivery Component

Service Charge	$	33.71
Rate Rider for Recovery of Incremental Capital (2027) - effective until December 31, 2032	$	0.34
Smart Metering Entity Charge - effective until December 31, 2027	$	0.42
Distribution Volumetric Rate	$/kWh	0.0237
Low Voltage Service Rate	$/kWh	0.0004
Rate Rider for Disposition of Global Adjustment Account (2027) - effective until December 31, 2027 Applicable only for Non-RPP Customers	$/kWh	(0.0061)
Rate Rider for Disposition of Deferral/Variance Accounts (2027) - effective until December 31, 2027	$/kWh	(0.0015)
Rate Rider for Disposition of Capacity Based Recovery Account (2027) - effective until December 31, 2027 Applicable only for Class B Customers	$/kWh	0.0005
Rate Rider for Recovery of Incremental Capital (2027) - effective until December 31, 2032	$/kWh	0.0002
Retail Transmission Rate - Network Service Rate	$/kWh	0.0108
Retail Transmission Rate - Line and Transformation Connection Service Rate	$/kWh	0.0027

MONTHLY RATES AND CHARGES - Regulatory Component

Wholesale Market Service Rate (WMS) - not including CBR	$/kWh	0.0041
Capacity Based Recovery (CBR) - Applicable for Class B Customers	$/kWh	0.0006
Rural or Remote Electricity Rate Protection Charge (RRRP)	$/kWh	0.0006
Standard Supply Service - Administrative Charge (if applicable)	$	0.25

Enova Power Corp.
Waterloo North Rate Zone
TARIFF OF RATES AND CHARGES
Effective and Implementation Date January 1, 2027
This schedule supersedes and replaces all previously approved schedules of Rates, Charges and Loss Factors

GENERAL SERVICE 50 TO 4,999 KW SERVICE CLASSIFICATION

This classification applies to a non residential account whose average monthly maximum demand used for billing purposes is equal to or greater than, or is forecast to be equal to or greater than, 50 kW but less than 5,000 kW. Class A and Class B consumers are defined in accordance with O. Reg. 429/04. Further servicing details are available in the distributor's Conditions of Service. Note that for the application of the Retail Transmission Rate - Network Service Rate and the Retail Transmission Rate - Line and Transformation Connection Service Rate the following sub-classifications apply:General Service 50 to 999 kW non-interval metered; General Service 50 to 999 kW interval metered; and General Service 1,000 to 4,999 kW interval metered.

APPLICATION

The application of these rates and charges shall be in accordance with the Licence of the Distributor and any Code or Order of the Ontario Energy Board, and amendments thereto as approved by the Ontario Energy Board, which may be applicable to the administration of this schedule.

No rates and charges for the distribution of electricity and charges to meet the costs of any work or service done or furnished for the purpose of the distribution of electricity shall be made except as permitted by this schedule, unless required by the Distributor's Licence or a Code or Order of the Ontario Energy Board, and amendments thereto as approved by the Ontario Energy Board, or as specified herein.

Unless specifically noted, this schedule does not contain any charges for the electricity commodity, be it under the Regulated Price Plan, a contract with a retailer or the wholesale market price, as applicable.In addition, the charges in the MONTHLY RATES AND CHARGES - Regulatory Component of this schedule do not apply to a customer that is an embedded wholesale market participant.

If included in the following listing of monthly rates and charges, the rate rider for the disposition of WMS - Sub-account CBR Class B is not applicable to wholesale market participants (WMP), customers that transitioned between Class A and Class B during the variance account accumulation period, or to customers that were in Class A for the entire period. Customers who transitioned are to be charged or refunded their share of the variance disposed through customer specific billing adjustments. This rate rider is to be consistently applied for the entire period to the sunset date of the rate rider. In addition, this rate rider is applicable to all new Class B customers.

If included in the following listing of monthly rates and charges, the rate rider for the disposition of Global Adjustment is only applicable to non-RPP Class B customers. It is not applicable to WMP, customers that transitioned between Class A and Class B during the variance account accumulation period, or to customers that were in Class A for the entire period. Customers who transitioned are to be charged or refunded their share of the variance disposed through customer specific billing adjustments. This rate rider is to be consistently applied for the entire period to the sunset date of the rate rider. In addition, this rate rider is applicable to all new non-RPP Class B customers.

It should be noted that this schedule does not list any charges, assessments or credits that are required by law to be invoiced by a distributor and that are not subject to Ontario Energy Board approval, such as the Global Adjustment and the HST.

MONTHLY RATES AND CHARGES - Delivery Component

Enova Power Corp.
Waterloo North Rate Zone
TARIFF OF RATES AND CHARGES
Effective and Implementation Date January 1, 2027
This schedule supersedes and replaces all previously approved schedules of Rates, Charges and Loss Factors

Service Charge	$	125.96
Rate Rider for Recovery of Incremental Capital (2027) - effective until December 31, 2032	$	1.25
Distribution Volumetric Rate	$/kW	6.7745
Low Voltage Service Rate	$/kW	0.1728
Rate Rider for Disposition of Global Adjustment Account (2027) - effective until December 31, 2027 Applicable only for Non-RPP Customers	$/kWh	(0.0061)
Rate Rider for Disposition of Deferral/Variance Accounts (2027) - effective until December 31, 2027 Applicable only for Non-Wholesale Market Participants	$/kW	(0.5951)
Rate Rider for Disposition of Deferral/Variance Accounts (2027) - effective until December 31, 2027	$/kW	0.0436
Rate Rider for Disposition of Capacity Based Recovery Account (2027) - effective until December 31, 2027 Applicable only for Class B Customers	$/kW	0.1911
Rate Rider for Recovery of Incremental Capital (2027) - effective until December 31, 2032	$/kW	0.0656
Retail Transmission Rate - Network Service Rate - Interval Metered (less than 1,000 kW)	$/kW	4.7096
Retail Transmission Rate - Network Service Rate - Interval Metered (less than 1,000 kW) - EV CHARGING	$/kW	0.8006
Retail Transmission Rate - Line and Trans. Connection Service Rate - Interval Metered (less than1,000 kW) (see Gross Load Billing Note)	$/kW	1.2776
Retail Transmission Rate - Line and Trans. Connection Service Rate - Interval Metered (less than1,000 kW) (see Gross Load Billing Note) - EV CHARGING	$/kW	0.2172
Retail Transmission Rate - Network Service Rate - Interval Metered (1,000 to 4,999 kW)	$/kW	4.7032
Retail Transmission Rate - Network Service Rate - Interval Metered (1,000 to 4,999 kW) - EV CHARGING	$/kW	0.7996
Retail Transmission Rate - Line and Trans. Connection Service Rate - Interval Metered (1,000 to 4,999 kW) (see Gross Load Billing Note)	$/kW	1.2767
Retail Transmission Rate - Line and Trans. Connection Service Rate - Interval Metered (1,000 to 4,999 kW) (see Gross Load Billing Note) - EV CHARGING	$/kW	0.2170

MONTHLY RATES AND CHARGES - Regulatory Component

Wholesale Market Service Rate (WMS) - not including CBR	$/kWh	0.0041

Enova Power Corp.
Waterloo North Rate Zone
TARIFF OF RATES AND CHARGES
Effective and Implementation Date January 1, 2027
This schedule supersedes and replaces all previously approved schedules of Rates, Charges and Loss Factors

Capacity Based Recovery (CBR) - Applicable for Class B Customers	$/kWh	0.0006
Rural or Remote Electricity Rate Protection Charge (RRRP)	$/kWh	0.0006
Standard Supply Service - Administrative Charge (if applicable)	$	0.25

GROSS LOAD BILLING NOTE

The Billing Demand for Line and Transformation Connection Services is defined as the Non-Coincident Peak demand (MW) in any hour of the month. The customer demand in any hour is the sum of (a) the loss adjusted demand supplied from the distribution system plus (b) the demand that is supplied by embedded generation installed after October 30, 1998, which have installed capacity of 2 MW or more for renewable generation and 1 MW or higher for non-renewable generation. The term renewable generation refers to a facility that generates electricity from the following sources: wind, solar, Biomass, Bio-oil, Bio-gas, landfill gas, or water. The demand supplied by embedded generation will not be adjusted for loss.

Enova Power Corp.
Waterloo North Rate Zone
TARIFF OF RATES AND CHARGES
Effective and Implementation Date January 1, 2027
This schedule supersedes and replaces all previously approved schedules of Rates, Charges and Loss Factors

LARGE USE SERVICE CLASSIFICATION

This classification applies to an account whose average monthly maximum demand used for billing purposes is equal to or greater than, or is forecast to be equal to or greater than, 5,000 kW. Class A and Class B consumers are defined in accordance with O. Reg. 429/04. Further servicing details are available in the distributor's Conditions of Service.

APPLICATION

The application of these rates and charges shall be in accordance with the Licence of the Distributor and any Code or Order of the Ontario Energy Board, and amendments thereto as approved by the Ontario Energy Board, which may be applicable to the administration of this schedule.

No rates and charges for the distribution of electricity and charges to meet the costs of any work or service done or furnished for the purpose of the distribution of electricity shall be made except as permitted by this schedule, unless required by the Distributor's Licence or a Code or Order of the Ontario Energy Board, and amendments thereto as approved by the Ontario Energy Board, or as specified herein.

Unless specifically noted, this schedule does not contain any charges for the electricity commodity, be it under the Regulated Price Plan, a contract with a retailer or the wholesale market price, as applicable.In addition, the charges in the MONTHLY RATES AND CHARGES - Regulatory Component of this schedule do not apply to a customer that is an embedded wholesale market participant.

If included in the following listing of monthly rates and charges, the rate rider for the disposition of WMS - Sub-account CBR Class B is not applicable to wholesale market participants (WMP), customers that transitioned between Class A and Class B during the variance account accumulation period, or to customers that were in Class A for the entire period. Customers who transitioned are to be charged or refunded their share of the variance disposed through customer specific billing adjustments. This rate rider is to be consistently applied for the entire period to the sunset date of the rate rider. In addition, this rate rider is applicable to all new Class B customers.

If included in the following listing of monthly rates and charges, the rate rider for the disposition of Global Adjustment is only applicable to non-RPP Class B customers. It is not applicable to WMP, customers that transitioned between Class A and Class B during the variance account accumulation period, or to customers that were in Class A for the entire period. Customers who transitioned are to be charged or refunded their share of the variance disposed through customer specific billing adjustments. This rate rider is to be consistently applied for the entire period to the sunset date of the rate rider. In addition, this rate rider is applicable to all new non-RPP Class B customers.

It should be noted that this schedule does not list any charges, assessments or credits that are required by law to be invoiced by a distributor and that are not subject to Ontario Energy Board approval, such as the Global Adjustment and the HST.

MONTHLY RATES AND CHARGES - Delivery Component

Service Charge	$	7,359.96
Rate Rider for Recovery of Incremental Capital (2027) - effective until December 31, 2032	$	73.33
Distribution Volumetric Rate	$/kW	5.3950
Low Voltage Service Rate	$/kW	0.1735
Rate Rider for Disposition of Deferral/Variance Accounts (2027) - effective until December 31, 2027	$/kW	(0.8286)
Rate Rider for Recovery of Incremental Capital (2027) - effective until December 31, 2032	$/kW	0.0522

Enova Power Corp.
Waterloo North Rate Zone
TARIFF OF RATES AND CHARGES
Effective and Implementation Date January 1, 2027
This schedule supersedes and replaces all previously approved schedules of Rates, Charges and Loss Factors

Retail Transmission Rate - Network Service Rate - Interval Metered	$/kW	5.2144
Retail Transmission Rate - Line and Transformation Connection Service Rate - Interval Metered (see Gross Load Billing Note)	$/kW	1.2824

MONTHLY RATES AND CHARGES - Regulatory Component

Wholesale Market Service Rate (WMS) - not including CBR	$/kWh	0.0041
Capacity Based Recovery (CBR) - Applicable for Class B Customers	$/kWh	0.0006
Rural or Remote Electricity Rate Protection Charge (RRRP)	$/kWh	0.0006
Standard Supply Service - Administrative Charge (if applicable)	$	0.25

GROSS LOAD BILLING NOTE

The Billing Demand for Line and Transformation Connection Services is defined as the Non-Coincident Peak demand (MW) in any hour of the month. The customer demand in any hour is the sum of (a) the loss adjusted demand supplied from the distribution system plus (b) the demand that is supplied by embedded generation installed after October 30, 1998, which have installed capacity of 2 MW or more for renewable generation and 1 MW or higher for non-renewable generation. The term renewable generation refers to a facility that generates electricity from the following sources: wind, solar, Biomass, Bio-oil, Bio-gas, landfill gas, or water. The demand supplied by embedded generation will not be adjusted for loss.

Enova Power Corp.
Waterloo North Rate Zone
TARIFF OF RATES AND CHARGES
Effective and Implementation Date January 1, 2027
This schedule supersedes and replaces all previously approved schedules of Rates, Charges and Loss Factors

UNMETERED SCATTERED LOAD SERVICE CLASSIFICATION

This classification applies to an account taking electricity at 750 volts or less whose average monthly maximum demand is less than, or is forecast to be less than, 50 kW and the consumption is unmetered. Such connections include cable TV power packs, bus shelters, telephone booths, traffic lights, railway crossings, etc. The level of the consumption will be agreed to by the distributor and the customer, based on detailed manufacturer information/ documentation with regard to electrical consumption of the unmetered load or periodic monitoring of actual consumption. Class B consumers are defined in accordance with O. Reg. 429/04. Further servicing details are available in the distributor's Conditions of Service.

APPLICATION

The application of these rates and charges shall be in accordance with the Licence of the Distributor and any Code or Order of the Ontario Energy Board, and amendments thereto as approved by the Ontario Energy Board, which may be applicable to the administration of this schedule.

No rates and charges for the distribution of electricity and charges to meet the costs of any work or service done or furnished for the purpose of the distribution of electricity shall be made except as permitted by this schedule, unless required by the Distributor's Licence or a Code or Order of the Ontario Energy Board, and amendments thereto as approved by the Ontario Energy Board, or as specified herein.

Unless specifically noted, this schedule does not contain any charges for the electricity commodity, be it under the Regulated Price Plan, a contract with a retailer or the wholesale market price, as applicable.In addition, the charges in the MONTHLY RATES AND CHARGES - Regulatory Component of this schedule do not apply to a customer that is an embedded wholesale market participant.

It should be noted that this schedule does not list any charges, assessments or credits that are required by law to be invoiced by a distributor and that are not subject to Ontario Energy Board approval, such as the Global Adjustment and the HST.

MONTHLY RATES AND CHARGES - Delivery Component

Service Charge (per connection)	$	11.20
Rate Rider for Recovery of Incremental Capital (2027) - effective until December 31, 2032	$	0.11
Distribution Volumetric Rate	$/kWh	0.0228
Low Voltage Service Rate	$/kWh	0.0004
Rate Rider for Disposition of Capacity Based Recovery Account (2027) - effective until December 31, 2027 Applicable only for Class B Customers	$/kWh	0.0005
Rate Rider for Disposition of Deferral/Variance Accounts (2027) - effective until December 31, 2027	$/kWh	(0.0015)
Rate Rider for Recovery of Incremental Capital (2027) - effective until December 31, 2032	$/kWh	0.0002
Retail Transmission Rate - Network Service Rate	$/kWh	0.0108
Retail Transmission Rate - Line and Transformation Connection Service Rate	$/kWh	0.0027

MONTHLY RATES AND CHARGES - Regulatory Component

Wholesale Market Service Rate (WMS) - not including CBR	$/kWh	0.0041
Capacity Based Recovery (CBR) - Applicable for Class B Customers	$/kWh	0.0006
Rural or Remote Electricity Rate Protection Charge (RRRP)	$/kWh	0.0006
Standard Supply Service - Administrative Charge (if applicable)	$	0.25

Enova Power Corp.
Waterloo North Rate Zone
TARIFF OF RATES AND CHARGES
Effective and Implementation Date January 1, 2027
This schedule supersedes and replaces all previously approved schedules of Rates, Charges and Loss Factors

STREET LIGHTING SERVICE CLASSIFICATION

This classification applies to an account for roadway lighting with a Municipality, Regional Municipality, Ministry of Transportation and private roadway lighting, controlled by photo cells. The consumption for these customers will be based on the calculated connected load times the required lighting times established in the approved Ontario Energy Board street lighting load shape template. Class B consumers are defined in accordance with O. Reg. 429/04. Further servicing details are available in the distributor's Conditions of Service.

APPLICATION

The application of these rates and charges shall be in accordance with the Licence of the Distributor and any Code or Order of the Ontario Energy Board, and amendments thereto as approved by the Ontario Energy Board, which may be applicable to the administration of this schedule.

No rates and charges for the distribution of electricity and charges to meet the costs of any work or service done or furnished for the purpose of the distribution of electricity shall be made except as permitted by this schedule, unless required by the Distributor's Licence or a Code or Order of the Ontario Energy Board, and amendments thereto as approved by the Ontario Energy Board, or as specified herein.

Unless specifically noted, this schedule does not contain any charges for the electricity commodity, be it under the Regulated Price Plan, a contract with a retailer or the wholesale market price, as applicable.In addition, the charges in the MONTHLY RATES AND CHARGES - Regulatory Component of this schedule do not apply to a customer that is an embedded wholesale market participant.

It should be noted that this schedule does not list any charges, assessments or credits that are required by law to be invoiced by a distributor and that are not subject to Ontario Energy Board approval, such as the Global Adjustment and the HST.

MONTHLY RATES AND CHARGES - Delivery Component

Service Charge (per device)	$	0.43
Distribution Volumetric Rate	$/kW	12.3337
Low Voltage Service Rate	$/kW	0.1070
Rate Rider for Disposition of Global Adjustment Account (2027) - effective until December 31, 2027 Applicable only for Non-RPP Customers	$/kWh	(0.0061)
Rate Rider for Disposition of Deferral/Variance Accounts (2027) - effective until December 31, 2027	$/kW	(0.5225)
Rate Rider for Disposition of Capacity Based Recovery Account (2027) - effective until December 31, 2027 Applicable only for Class B Customers	$/kW	0.1843
Rate Rider for Recovery of Incremental Capital (2027) - effective until December 31, 2032	$/kW	0.1197
Retail Transmission Rate - Network Service Rate	$/kW	3.3442
Retail Transmission Rate - Line and Transformation Connection Service Rate	$/kW	0.7907

MONTHLY RATES AND CHARGES - Regulatory Component

Wholesale Market Service Rate (WMS) - not including CBR	$/kWh	0.0041
Capacity Based Recovery (CBR) - Applicable for Class B Customers	$/kWh	0.0006
Rural or Remote Electricity Rate Protection Charge (RRRP)	$/kWh	0.0006
Standard Supply Service - Administrative Charge (if applicable)	$	0.25

Enova Power Corp.
Waterloo North Rate Zone
TARIFF OF RATES AND CHARGES
Effective and Implementation Date January 1, 2027
This schedule supersedes and replaces all previously approved schedules of Rates, Charges and Loss Factors

EMBEDDED DISTRIBUTOR SERVICE CLASSIFICATION

This classification applies to an electricity distributor licensed by the Ontario Energy Board that is provided electricity by means of this distributor's facilities. Class B consumers are defined in accordance with O. Reg. 429/04. Further servicing details are available in the distributor's Conditions of Service.

APPLICATION

The application of these rates and charges shall be in accordance with the Licence of the Distributor and any Code or Order of the Ontario Energy Board, and amendments thereto as approved by the Ontario Energy Board, which may be applicable to the administration of this schedule.

No rates and charges for the distribution of electricity and charges to meet the costs of any work or service done or furnished for the purpose of the distribution of electricity shall be made except as permitted by this schedule, unless required by the Distributor's Licence or a Code or Order of the Ontario Energy Board, and amendments thereto as approved by the Ontario Energy Board, or as specified herein.

Unless specifically noted, this schedule does not contain any charges for the electricity commodity, be it under the Regulated Price Plan, a contract with a retailer or the wholesale market price, as applicable.In addition, the charges in the MONTHLY RATES AND CHARGES - Regulatory Component of this schedule do not apply to a customer that is an embedded wholesale market participant.

It should be noted that this schedule does not list any charges, assessments or credits that are required by law to be invoiced by a distributor and that are not subject to Ontario Energy Board approval, such as the Global Adjustment and the HST.

MONTHLY RATES AND CHARGES - Delivery Component

Distribution Volumetric Rate	$/kW	0.0262
Rate Rider for Disposition of Global Adjustment Account (2027) - effective until December 31, 2027 Applicable only for Non-RPP Customers	$/kWh	(0.0061)
Rate Rider for Disposition of Deferral/Variance Accounts (2027) - effective until December 31, 2027	$/kW	(0.7154)
Rate Rider for Disposition of Capacity Based Recovery Account (2027) - effective until December 31, 2027 Applicable only for Class B Customers	$/kW	0.2534
Rate Rider for Recovery of Incremental Capital (2027) – effective until December 31, 2027	$/kW	0.0003

MONTHLY RATES AND CHARGES - Regulatory Component

Wholesale Market Service Rate (WMS) - not including CBR	$/kWh	0.0041
Capacity Based Recovery (CBR) - Applicable for Class B Customers	$/kWh	0.0006
Rural or Remote Electricity Rate Protection Charge (RRRP)	$/kWh	0.0006
Standard Supply Service - Administrative Charge (if applicable)	$	0.25

Enova Power Corp.
Waterloo North Rate Zone
TARIFF OF RATES AND CHARGES
Effective and Implementation Date January 1, 2027
This schedule supersedes and replaces all previously approved schedules of Rates, Charges and Loss Factors

microFIT SERVICE CLASSIFICATION

This classification applies to an electricity generation facility contracted under the Independent Electricity System Operator's microFIT program and connected to the distributor's distribution system. Further servicing details are available in the distributor's Conditions of Service.

APPLICATION

The application of these rates and charges shall be in accordance with the Licence of the Distributor and any Code or Order of the Ontario Energy Board, and amendments thereto as approved by the Ontario Energy Board, which may be applicable to the administration of this schedule.

No rates and charges for the distribution of electricity and charges to meet the costs of any work or service done or furnished for the purpose of the distribution of electricity shall be made except as permitted by this schedule, unless required by the Distributor's Licence or a Code or Order of the Ontario Energy Board, and amendments thereto as approved by the Ontario Energy Board, or as specified herein.

Unless specifically noted, this schedule does not contain any charges for the electricity commodity, be it under the Regulated Price Plan, a contract with a retailer or the wholesale market price, as applicable.

It should be noted that this schedule does not list any charges, assessments or credits that are required by law to be invoiced by a distributor and that are not subject to Ontario Energy Board approval, such as the Global Adjustment and the HST.

MONTHLY RATES AND CHARGES - Delivery Component

Service Charge	$	5.00

ALLOWANCES

Transformer Allowance for Ownership - per kW of billing demand/month	$/kW	(0.60)
Primary Metering Allowance for Transformer Losses - applied to measured demand & energy	%	(1.00)

SPECIFIC SERVICE CHARGES

APPLICATION

The application of these rates and charges shall be in accordance with the Licence of the Distributor and any Code or Order of the Ontario Energy Board, and amendments thereto as approved by the Ontario Energy Board, which may be applicable to the administration of this schedule.

No charges to meet the costs of any work or service done or furnished for the purpose of the distribution of electricity shall be made except as permitted by this schedule, unless required by the Distributor's Licence or a Code or Order of the Ontario Energy Board, and amendments thereto as approved by the Ontario Energy Board, or as specified herein.

It should be noted that this schedule does not list any charges, assessments or credits that are required by law to be invoiced by a distributor and that are not subject to Ontario Energy Board approval, such as the Global Adjustment and the HST.

Customer Administration

Easement letter	$	15.00

Enova Power Corp.
Waterloo North Rate Zone
TARIFF OF RATES AND CHARGES
Effective and Implementation Date January 1, 2027
This schedule supersedes and replaces all previously approved schedules of Rates, Charges and Loss Factors

Returned cheque (plus bank charges)	$	15.00
Duplicate invoices for previous billing	$	15.00
Income tax letter	$	15.00
Account set up charge / change of occupancy charge (plus credit agency costs if applicable)	$	30.00
Meter dispute charge plus Measurement Canada fees (if meter found correct)	$	30.00

Non-Payment of Account

Late payment - per month (effective annual rate 19.56% per annum or 0.04896% compounded daily rate)	%	1.50
Reconnection at meter - during regular hours	$	65.00
Reconnection at meter - after regular hours	$	185.00

Other

Specific charge for access to the power poles - $/pole/year (with the exception of wireless attachments)	$	41.81
Owner Requested Disconnection/Reconnection at Meter – During Regular Hours	$	130.00
Owner Requested Disconnection/Reconnection at Meter – After Regular Hours	$	335.00
Owner Requested Disconnection/Reconnection at Pole/Transformer – During Regular Hours	$	310.00
Owner Requested Disconnection/Reconnection at Pole/Transformer – After Regular Hours	$	685.00

RETAIL SERVICE CHARGES (if applicable)

APPLICATION

The application of these rates and charges shall be in accordance with the Licence of the Distributor and any Code or Order of the Ontario Energy Board, and amendments thereto as approved by the Ontario Energy Board, which may be applicable to the administration of this schedule.

No rates and charges for the distribution of electricity and charges to meet the costs of any work or service done or furnished for the purpose of the distribution of electricity shall be made except as permitted by this schedule, unless required by the Distributor's Licence or a Code or Order of the Ontario Energy Board, and amendments thereto as approved by the Ontario Energy Board, or as specified herein.

Unless specifically noted, this schedule does not contain any charges for the electricity commodity, be it under the Regulated Price Plan, a contract with a retailer or the wholesale market price, as applicable.

It should be noted that this schedule does not list any charges, assessments or credits that are required by law to be invoiced by a distributor and that are not subject to Ontario Energy Board approval, such as the Global Adjustment and the HST.

Retail Service Charges refer to services provided by a distributor to retailers or customers related to the supply of competitive electricity		
One-time charge, per retailer, to establish the service agreement between the distributor and the retailer	$	129.49
Monthly Fixed Charge, per retailer	$	51.80
Monthly Variable Charge, per customer, per retailer	$/cust.	1.28
Distributor-consolidated billing monthly charge, per customer, per retailer	$/cust.	0.76
Retailer-consolidated billing monthly credit, per customer, per retailer	$/cust.	(0.76)
Service Transaction Requests (STR)		
Request fee, per request, applied to the requesting party	$	0.65
Processing fee, per request, applied to the requesting party	$	1.28
Request for customer information as outlined in Section 10.6.3 and Chapter 11 of the Retail		

Enova Power Corp.
Waterloo North Rate Zone
TARIFF OF RATES AND CHARGES
Effective and Implementation Date January 1, 2027
This schedule supersedes and replaces all previously approved schedules of Rates, Charges and Loss Factors

Settlement Code directly to retailers and customers, if not delivered electronically through the Electronic Business Transaction (EBT) system, applied to the requesting party		
Up to twice a year	$	no charge
More than twice a year, per request (plus incremental delivery costs)	$	5.18
Notice of switch letter charge, per letter (unless the distributor has opted out of applying the charge as per the Ontario Energy Board's Decision and Order EB-2015-0304, issued on February 14, 2019)	$	2.59

LOSS FACTORS

If the distributor is not capable of prorating changed loss factors jointly with distribution rates, the revised loss factors will be implemented upon the first subsequent billing for each billing cycle.

Total Loss Factor - Secondary Metered Customer < 5,000 kW	1.0353
Total Loss Factor - Secondary Metered Customer > 5,000 kW	1.0136
Total Loss Factor - Primary Metered Customer < 5,000 kW	1.025
Total Loss Factor - Primary Metered Customer > 5,000 kW	1.0036

Enova Power Corp.
Waterloo North Rate Zone
TARIFF OF RATES AND CHARGES
Effective and Implementation Date January 1, 2027
This schedule supersedes and replaces all previously approved schedules of Rates, Charges and Loss Factors

EMBEDDED DISTRIBUTOR SERVICE CLASSIFICATION

This classification applies to an electricity distributor licensed by the Ontario Energy Board that is provided electricity by means of this distributor's facilities. Class B consumers are defined in accordance with O. Reg. 429/04. Further servicing details are available in the distributor's Conditions of Service.

APPLICATION

The application of these rates and charges shall be in accordance with the Licence of the Distributor and any Code or Order of the Ontario Energy Board, and amendments thereto as approved by the Ontario Energy Board, which may be applicable to the administration of this schedule.

No rates and charges for the distribution of electricity and charges to meet the costs of any work or service done or furnished for the purpose of the distribution of electricity shall be made except as permitted by this schedule, unless required by the Distributor's Licence or a Code or Order of the Ontario Energy Board, and amendments thereto as approved by the Ontario Energy Board, or as specified herein.

Unless specifically noted, this schedule does not contain any charges for the electricity commodity, be it under the Regulated Price Plan, a contract with a retailer or the wholesale market price, as applicable.In addition, the charges in the MONTHLY RATES AND CHARGES - Regulatory Component of this schedule do not apply to a customer that is an embedded wholesale market participant.

It should be noted that this schedule does not list any charges, assessments or credits that are required by law to be invoiced by a distributor and that are not subject to Ontario Energy Board approval, such as the Global Adjustment and the HST.

MONTHLY RATES AND CHARGES - Delivery Component

Distribution Volumetric Rate	$/kW	0.0262
Rate Rider for Disposition of Global Adjustment Account (2027) - effective until December 31, 2027 Applicable only for Non-RPP Customers	$/kWh	(0.0061)
Rate Rider for Disposition of Deferral/Variance Accounts (2027) - effective until December 31, 2027	$/kW	(0.7154)
Rate Rider for Disposition of Capacity Based Recovery Account (2027) - effective until December 31, 2027 Applicable only for Class B Customers	$/kW	0.2534
Rate Rider for Recovery of Incremental Capital (2027) – effective until December 31, 2027	$/kW	0.0003

MONTHLY RATES AND CHARGES - Regulatory Component

Wholesale Market Service Rate (WMS) - not including CBR	$/kWh	0.0041
Capacity Based Recovery (CBR) - Applicable for Class B Customers	$/kWh	0.0006
Rural or Remote Electricity Rate Protection Charge (RRRP)	$/kWh	0.0006
Standard Supply Service - Administrative Charge (if applicable)	$	0.25

Enova Power Corp.
Waterloo North Rate Zone
TARIFF OF RATES AND CHARGES
Effective and Implementation Date January 1, 2027
This schedule supersedes and replaces all previously approved schedules of Rates, Charges and Loss Factors

microFIT SERVICE CLASSIFICATION

This classification applies to an electricity generation facility contracted under the Independent Electricity System Operator's microFIT program and connected to the distributor's distribution system. Further servicing details are available in the distributor's Conditions of Service.

APPLICATION

The application of these rates and charges shall be in accordance with the Licence of the Distributor and any Code or Order of the Ontario Energy Board, and amendments thereto as approved by the Ontario Energy Board, which may be applicable to the administration of this schedule.

No rates and charges for the distribution of electricity and charges to meet the costs of any work or service done or furnished for the purpose of the distribution of electricity shall be made except as permitted by this schedule, unless required by the Distributor's Licence or a Code or Order of the Ontario Energy Board, and amendments thereto as approved by the Ontario Energy Board, or as specified herein.

Unless specifically noted, this schedule does not contain any charges for the electricity commodity, be it under the Regulated Price Plan, a contract with a retailer or the wholesale market price, as applicable.

It should be noted that this schedule does not list any charges, assessments or credits that are required by law to be invoiced by a distributor and that are not subject to Ontario Energy Board approval, such as the Global Adjustment and the HST.

MONTHLY RATES AND CHARGES - Delivery Component

Service Charge	$	5.00

ALLOWANCES

Transformer Allowance for Ownership - per kW of billing demand/month	$/kW	(0.60)
Primary Metering Allowance for Transformer Losses - applied to measured demand & energy	%	(1.00)

SPECIFIC SERVICE CHARGES

APPLICATION

The application of these rates and charges shall be in accordance with the Licence of the Distributor and any Code or Order of the Ontario Energy Board, and amendments thereto as approved by the Ontario Energy Board, which may be applicable to the administration of this schedule.

No charges to meet the costs of any work or service done or furnished for the purpose of the distribution of electricity shall be made except as permitted by this schedule, unless required by the Distributor's Licence or a Code or Order of the Ontario Energy Board, and amendments thereto as approved by the Ontario Energy Board, or as specified herein.

It should be noted that this schedule does not list any charges, assessments or credits that are required by law to be invoiced by a distributor and that are not subject to Ontario Energy Board approval, such as the Global Adjustment and the HST.

Enova Power Corp.
Waterloo North Rate Zone
TARIFF OF RATES AND CHARGES
Effective and Implementation Date January 1, 2027
This schedule supersedes and replaces all previously approved schedules of Rates, Charges and Loss Factors

Customer Administration

Easement letter	$	15.00
Returned cheque (plus bank charges)	$	15.00
Duplicate invoices for previous billing	$	15.00
Income tax letter	$	15.00
Account set up charge / change of occupancy charge (plus credit agency costs if applicable)	$	30.00
Meter dispute charge plus Measurement Canada fees (if meter found correct)	$	30.00

Non-Payment of Account

Late payment - per month (effective annual rate 19.56% per annum or 0.04896% compounded daily rate)	%	1.50
Reconnection at meter - during regular hours	$	65.00
Reconnection at meter - after regular hours	$	185.00

Other

Specific charge for access to the power poles - $/pole/year (with the exception of wireless attachments)	$	41.81
Owner Requested Disconnection/Reconnection at Meter – During Regular Hours	$	130.00
Owner Requested Disconnection/Reconnection at Meter – After Regular Hours	$	335.00
Owner Requested Disconnection/Reconnection at Pole/Transformer – During Regular Hours	$	310.00
Owner Requested Disconnection/Reconnection at Pole/Transformer – After Regular Hours	$	685.00

RETAIL SERVICE CHARGES (if applicable)

APPLICATION

The application of these rates and charges shall be in accordance with the Licence of the Distributor and any Code or Order of the Ontario Energy Board, and amendments thereto as approved by the Ontario Energy Board, which may be applicable to the administration of this schedule.

No rates and charges for the distribution of electricity and charges to meet the costs of any work or service done or furnished for the purpose of the distribution of electricity shall be made except as permitted by this schedule, unless required by the Distributor's Licence or a Code or Order of the Ontario Energy Board, and amendments thereto as approved by the Ontario Energy Board, or as specified herein.

Unless specifically noted, this schedule does not contain any charges for the electricity commodity, be it under the Regulated Price Plan, a contract with a retailer or the wholesale market price, as applicable.

It should be noted that this schedule does not list any charges, assessments or credits that are required by law to be invoiced by a distributor and that are not subject to Ontario Energy Board approval, such as the Global Adjustment and the HST.

Retail Service Charges refer to services provided by a distributor to retailers or customers related to the supply of competitive electricity

One-time charge, per retailer, to establish the service agreement between the distributor and the retailer	$	129.49
Monthly Fixed Charge, per retailer	$	51.80
Monthly Variable Charge, per customer, per retailer	$/cust.	1.28

Enova Power Corp.
Waterloo North Rate Zone
TARIFF OF RATES AND CHARGES
Effective and Implementation Date January 1, 2027
This schedule supersedes and replaces all previously approved schedules of Rates, Charges and Loss Factors

Distributor-consolidated billing monthly charge, per customer, per retailer	$/cust.	0.76
Retailer-consolidated billing monthly credit, per customer, per retailer	$/cust.	(0.76)
Service Transaction Requests (STR)		
Request fee, per request, applied to the requesting party	$	0.65
Processing fee, per request, applied to the requesting party	$	1.28
Request for customer information as outlined in Section 10.6.3 and Chapter 11 of the Retail Settlement Code directly to retailers and customers, if not delivered electronically through the Electronic Business Transaction (EBT) system, applied to the requesting party		
Up to twice a year	$	no charge
More than twice a year, per request (plus incremental delivery costs)	$	5.18
Notice of switch letter charge, per letter (unless the distributor has opted out of applying the charge as per the Ontario Energy Board's Decision and Order EB-2015-0304, issued on February 14, 2019)	$	2.59

LOSS FACTORS

If the distributor is not capable of prorating changed loss factors jointly with distribution rates, the revised loss factors will be implemented upon the first subsequent billing for each billing cycle.

Total Loss Factor - Secondary Metered Customer < 5,000 kW	1.0353
Total Loss Factor - Secondary Metered Customer > 5,000 kW	1.0136
Total Loss Factor - Primary Metered Customer < 5,000 kW	1.025
Total Loss Factor - Primary Metered Customer > 5,000 kW	1.0036

Ontario Energy Board

Incentive Rate-setting Mechanism Rate Generator for 2027 Filers

The bill comparisons below must be provided for typical customers and consumption levels. Bill impacts must be provided for residential customers consuming 750 kWh per month and general service customers consuming 2,000 kWh per month and having a monthly demand of less than 50 kW. Include bill comparisons for Non-RPP (retailer) as well. **Those distributors that are still in the process of moving to fully fixed residential rates should refer to section 3.2.3 of Chapter 3 of the Filing Requirements for Incentive Rate-Setting Applications.**

For certain classes where one or more customers have unique consumption and demand patterns and which may be significantly impacted by the proposed rate changes, the distributor must show a typical comparison, and provide an explanation.

Note:
1. For those classes that are not eligible for the RPP price, the weighted average price including Class B GA of $0.1197/kWh (IESO's Monthly Market Report for May 2026) has been used to represent the cost of power. For those classes on a retailer contract, applicants should enter the contract price (plus GA) for a more accurate estimate. Changes to the cost of power can be made directly on the bill impact table for the specific class.
2. Please enter the applicable billing determinant (e.g. number of connections or devices) to be applied to the monthly service charge for unmetered rate classes in column N. If the monthly service charge is applied on a per customer basis, enter the number "1". Distributors should provide the number of connections or devices reflective of a typical customer in each class.

Note that cells with the highlighted color shown to the left indicate quantities that are loss adjusted.

Table 1

RATE CLASSES / CATEGORIES *(eg: Residential TOU, Residential Retailer)*	**Units**	**RPP? Non-RPP Retailer? Non-RPP Other?**	**Current Loss Factor** (eg: 1.0351)	**Proposed Loss Factor**	**Consumption (kWh)**	**Demand kW (if applicable)**	**RTSR Demand or Demand-Interval?**	**Billing Determinant Applied to Fixed Charge for Unmetered Classes (e.g. # of devices/connections).**
RESIDENTIAL SERVICE CLASSIFICATION	**kWh**	RPP	1.0353	1.0353	750		CONSUMPTION	
GENERAL SERVICE LESS THAN 50 KW SERVICE CLASSIFICATION	**kWh**	RPP	1.0353	1.0353	2,000		CONSUMPTION	
GENERAL SERVICE 50 to 4,999 kW SERVICE CLASSIFICATION	**kW**	Non-RPP (Other)	1.0353	1.0353	100,000	250	EMAND - INTERVAL	
LARGE USE SERVICE CLASSIFICATION	**kW**	Non-RPP (Other)	1.0353	1.0353	8,000,000	14,500	EMAND - INTERVAL	
UNMETERED SCATTERED LOAD SERVICE CLASSIFICATION	**kWh**	Non-RPP (Other)	1.0353	1.0353	150		CONSUMPTION	1
STREET LIGHTING SERVICE CLASSIFICATION	**kW**	Non-RPP (Other)	1.0353	1.0353	60,000	165		1
EMBEDDED DISTRIBUTOR SERVICE CLASSIFICATION	**kW**	Non-RPP (Other)	1.0353	1.0353	2,615,000	6,000		
Add additional scenarios if required			1.0353	1.0353				
Add additional scenarios if required			1.0353	1.0353				
Add additional scenarios if required			1.0353	1.0353				
Add additional scenarios if required			1.0353	1.0353				
Add additional scenarios if required			1.0353	1.0353				
Add additional scenarios if required			1.0353	1.0353				
Add additional scenarios if required			1.0353	1.0353				
Add additional scenarios if required			1.0353	1.0353				
Add additional scenarios if required			1.0353	1.0353				
Add additional scenarios if required			1.0353	1.0353				
Add additional scenarios if required			1.0353	1.0353				
Add additional scenarios if required			1.0353	1.0353				
Add additional scenarios if required			1.0353	1.0353				

Table 2

RATE CLASSES / CATEGORIES *(eg: Residential TOU, Residential Retailer)*	Units	Sub-Total						Total	
		A		B		C		Total Bill	
		$	%	$	%	$	%	$	%
RESIDENTIAL SERVICE CLASSIFICATION - RPP	kWh	$ 1.44	3.7%	$ 0.54	1.3%	$ 0.46	0.8%	$ 0.41	0.3%
GENERAL SERVICE LESS THAN 50 KW SERVICE CLASSIFICATION - RPP	kWh	$ 2.54	3.2%	$ 0.14	0.2%	$ (0.07)	-0.1%	$ (0.06)	0.0%
GENERAL SERVICE 50 to 4,999 kW SERVICE CLASSIFICATION - Non-RPP (Other)	kW	$ 65.93	3.7%	$ (1,150.48)	-49.4%	$ (1,168.20)	-30.4%	$ (1,320.07)	-7.0%
LARGE USE SERVICE CLASSIFICATION - Non-RPP (Other)	kW	$ 3,092.23	3.7%	$ (7,205.67)	-8.6%	$ (8,316.37)	-4.6%	$ (9,397.50)	-0.7%
UNMETERED SCATTERED LOAD SERVICE CLASSIFICATION - Non-RPP (Other)	kWh	$ 0.32	2.2%	$ 0.12	0.8%	$ 0.11	0.6%	$ 0.12	0.3%
STREET LIGHTING SERVICE CLASSIFICATION - Non-RPP (Other)	kW	$ 73.27	3.7%	$ (658.64)	-28.5%	$ (666.66)	-22.2%	$ (753.32)	-6.2%
EMBEDDED DISTRIBUTOR SERVICE CLASSIFICATION - Non-RPP (Other)	kW	$ 6.00	3.9%	$ (32,263.00)	-235.5%	$ (32,263.00)	-235.5%	$ (36,457.19)	-9.2%

Customer Class:	RESIDENTIAL SERVICE CLASSIFICATION	
RPP / Non-RPP:	RPP	
Consumption	750	kWh
Demand	-	kW
Current Loss Factor	1.0353	
Proposed/Approved Loss Factor	1.0353	

	Current OEB-Approved			Proposed			Impact	
	Rate ($)	Volume	Charge ($)	Rate ($)	Volume	Charge ($)	$ Change	% Change
Monthly Service Charge	$ 38.91	1	$ 38.91	$ 39.96	1	$ 39.96	$ 1.05	2.70%
Distribution Volumetric Rate	$ -	750	$ -	$ -	750	$ -	$ -	
Fixed Rate Riders	$ -	1	$ -	$ 0.39	1	$ 0.39	$ 0.39	
Volumetric Rate Riders	$ -	750	$ -	$ -	750	$ -	$ -	
Sub-Total A (excluding pass through)			**$ 38.91**			**$ 40.35**	**$ 1.44**	**3.70%**
Line Losses on Cost of Power	$ 0.1275	26	$ 3.38	$ 0.1275	26	$ 3.38	$ -	0.00%
Total Deferral/Variance Account Rate Riders	-$ 0.0003	750	$ (0.23)	-$ 0.0015	750	$ (1.13)	$ (0.90)	400.00%
CBR Class B Rate Riders	$ 0.0005	750	$ 0.38	$ 0.0005	750	$ 0.38	$ -	0.00%
GA Rate Riders	$ -	750	$ -	$ -	750	$ -	$ -	
Low Voltage Service Charge	$ 0.0004	750	$ 0.30	$ 0.0004	750	$ 0.30	$ -	0.00%
Smart Meter Entity Charge (if applicable)	$ 0.42	1	$ 0.42	$ 0.42	1	$ 0.42	$ -	0.00%
Additional Fixed Rate Riders	$ -	1	$ -	$ -	1	$ -	$ -	
Additional Volumetric Rate Riders	$ -	750	$ -	$ -	750	$ -	$ -	
Sub-Total B - Distribution (includes Sub-Total A)			**$ 43.16**			**$ 43.70**	**$ 0.54**	**1.25%**
RTSR - Network	$ 0.0117	776	$ 9.08	$ 0.0116	776	$ 9.01	$ (0.08)	-0.85%
RTSR - Connection and/or Line and Transformation Connection	$ 0.0029	776	$ 2.25	$ 0.0029	776	$ 2.25	$ -	0.00%
Sub-Total C - Delivery (including Sub-Total B)			**$ 54.49**			**$ 54.95**	**$ 0.46**	**0.85%**
Wholesale Market Service Charge (WMSC)	$ 0.0047	776	$ 3.65	$ 0.0047	776	$ 3.65	$ -	0.00%
Rural and Remote Rate Protection (RRRP)	$ 0.0006	776	$ 0.47	$ 0.0006	776	$ 0.47	$ -	0.00%
Standard Supply Service Charge	$ 0.25	1	$ 0.25	$ 0.25	1	$ 0.25	$ -	0.00%
TOU - Off Peak	$ 0.0980	480	$ 47.04	$ 0.0980	480	$ 47.04	$ -	0.00%
TOU - Mid Peak	$ 0.1570	135	$ 21.20	$ 0.1570	135	$ 21.20	$ -	0.00%
TOU - On Peak	$ 0.2030	135	$ 27.41	$ 0.2030	135	$ 27.41	$ -	0.00%
Total Bill on TOU (before Taxes)			**$ 154.50**			**$ 154.96**	**$ 0.46**	**0.30%**
HST	13%		$ 20.08	13%		$ 20.14	$ 0.06	0.30%
Ontario Electricity Rebate	23.5%		$ (36.31)	23.5%		$ (36.42)	$ (0.11)	
Total Bill on TOU			**$ 138.28**			**$ 138.69**	**$ 0.41**	**0.30%**

Customer Class:	GENERAL SERVICE LESS THAN 50 KW SERVICE CLASSIFICATION	
RPP / Non-RPP:	RPP	
Consumption	2,000	kWh
Demand	-	kW
Current Loss Factor	1.0353	
Proposed/Approved Loss Factor	1.0353	

	Current OEB-Approved			Proposed			Impact	
	Rate ($)	Volume	Charge ($)	Rate ($)	Volume	Charge ($)	$ Change	% Change
Monthly Service Charge	$ 33.71	1	$ 33.71	$ 33.71	1	$ 33.71	$ -	0.00%
Distribution Volumetric Rate	$ 0.0228	2000	$ 45.60	$ 0.0237	2000	$ 47.40	$ 1.80	3.95%
Fixed Rate Riders	$ -	1	$ -	$ 0.34	1	$ 0.34	$ 0.34	
Volumetric Rate Riders	$ -	2000	$ -	$ 0.0002	2000	$ 0.40	$ 0.40	
Sub-Total A (excluding pass through)			**$ 79.31**			**$ 81.85**	**$ 2.54**	**3.20%**
Line Losses on Cost of Power	$ 0.1275	71	$ 9.00	$ 0.1275	71	$ 9.00	$ -	0.00%
Total Deferral/Variance Account Rate Riders	-$ 0.0003	2,000	$ (0.60)	-$ 0.0015	2,000	$ (3.00)	$ (2.40)	400.00%
CBR Class B Rate Riders	$ 0.0005	2,000	$ 1.00	$ 0.0005	2,000	$ 1.00	$ -	0.00%
GA Rate Riders	$ -	2,000	$ -	$ -	2,000	$ -	$ -	
Low Voltage Service Charge	$ 0.0004	2,000	$ 0.80	$ 0.0004	2,000	$ 0.80	$ -	0.00%
Smart Meter Entity Charge (if applicable)	$ 0.42	1	$ 0.42	$ 0.42	1	$ 0.42	$ -	0.00%
Additional Fixed Rate Riders	$ -	1	$ -	$ -	1	$ -	$ -	
Additional Volumetric Rate Riders	$ -	2,000	$ -	$ -	2,000	$ -	$ -	
Sub-Total B - Distribution (includes Sub-Total A)			**$ 89.93**			**$ 90.07**	**$ 0.14**	**0.16%**
RTSR - Network	$ 0.0109	2,071	$ 22.57	$ 0.0108	2,071	$ 22.36	$ (0.21)	-0.92%
RTSR - Connection and/or Line and Transformation Connection	$ 0.0027	2,071	$ 5.59	$ 0.0027	2,071	$ 5.59	$ -	0.00%
Sub-Total C - Delivery (including Sub-Total B)			**$ 118.09**			**$ 118.03**	**$ (0.07)**	**-0.06%**
Wholesale Market Service Charge (WMSC)	$ 0.0047	2,071	$ 9.73	$ 0.0047	2,071	$ 9.73	$ -	0.00%
Rural and Remote Rate Protection (RRRP)	$ 0.0006	2,071	$ 1.24	$ 0.0006	2,071	$ 1.24	$ -	0.00%
Standard Supply Service Charge	$ 0.25	1	$ 0.25	$ 0.25	1	$ 0.25	$ -	0.00%
TOU - Off Peak	$ 0.0980	1,280	$ 125.44	$ 0.0980	1,280	$ 125.44	$ -	0.00%
TOU - Mid Peak	$ 0.1570	360	$ 56.52	$ 0.1570	360	$ 56.52	$ -	0.00%
TOU - On Peak	$ 0.2030	360	$ 73.08	$ 0.2030	360	$ 73.08	$ -	0.00%
Total Bill on TOU (before Taxes)			**$ 384.36**			**$ 384.29**	**$ (0.07)**	**-0.02%**
HST	13%		$ 49.97	13%		$ 49.96	$ (0.01)	-0.02%
Ontario Electricity Rebate	23.5%		$ (90.32)	23.5%		$ (90.31)	$ 0.02	
Total Bill on TOU			**$ 344.00**			**$ 343.94**	**$ (0.06)**	**-0.02%**

Customer Class:	**GENERAL SERVICE 50 to 4,999 kW SERVICE CLASSIFICATION**	
RPP / Non-RPP:	**Non-RPP (Other)**	
Consumption	**100,000**	**kWh**
Demand	**250**	**kW**
Current Loss Factor	**1.0353**	
Proposed/Approved Loss Factor	**1.0353**	

	Current OEB-Approved			Proposed			Impact	
	Rate ($)	Volume	Charge ($)	Rate ($)	Volume	Charge ($)	$ Change	% Change
Monthly Service Charge	$ 125.96	1	$ 125.96	$ 125.96	1	$ 125.96	$ -	0.00%
Distribution Volumetric Rate	$ 6.5814	250	$ 1,645.35	$ 6.7745	250	$ 1,693.63	$ 48.27	2.93%
Fixed Rate Riders	$ -	1	$ -	$ 1.25	1	$ 1.25	$ 1.25	
Volumetric Rate Riders	$ -	250	$ -	$ 0.0656	250	$ 16.40	$ 16.40	
Sub-Total A (excluding pass through)			**$ 1,771.31**			**$ 1,837.24**	**$ 65.93**	**3.72%**
Line Losses on Cost of Power	$ -	-	$ -	$ -	-	$ -	$ -	
Total Deferral/Variance Account Rate Riders	-$ 0.0877	250	$ (21.93)	-$ 0.5515	250	$ (137.88)	$ (115.95)	528.85%
CBR Class B Rate Riders	$ 0.1806	250	$ 45.15	$ 0.1911	250	$ 47.78	$ 2.62	5.81%
GA Rate Riders	$ 0.0049	100,000	$ 490.00	-$ 0.0061	100,000	$ (610.00)	$ (1,100.00)	-224.49%
Low Voltage Service Charge	$ 0.1851	250	$ 46.28	$ 0.1728	250	$ 43.20	$ (3.08)	-6.65%
Smart Meter Entity Charge (if applicable)	$ -	1	$ -	$ -	1	$ -	$ -	
Additional Fixed Rate Riders	$ -	1	$ -	$ -	1	$ -	$ -	
Additional Volumetric Rate Riders	$ -	250	$ -	$ -	250	$ -	$ -	
Sub-Total B - Distribution (includes Sub-Total A)			**$ 2,330.81**			**$ 1,180.34**	**$ (1,150.48)**	**-49.36%**
RTSR - Network	$ 4.7623	250	$ 1,190.58	$ 4.7096	250	$ 1,177.40	$ (13.18)	-1.11%
RTSR - Connection and/or Line and Transformation Connection	$ 1.2958	250	$ 323.95	$ 1.2776	250	$ 319.40	$ (4.55)	-1.40%
Sub-Total C - Delivery (including Sub-Total B)			**$ 3,845.34**			**$ 2,677.14**	**$ (1,168.20)**	**-30.38%**
Wholesale Market Service Charge (WMSC)	$ 0.0047	103,530	$ 486.59	$ 0.0047	103,530	$ 486.59	$ -	0.00%
Rural and Remote Rate Protection (RRRP)	$ 0.0006	103,530	$ 62.12	$ 0.0006	103,530	$ 62.12	$ -	0.00%
Standard Supply Service Charge	$ 0.25	1	$ 0.25	$ 0.25	1	$ 0.25	$ -	0.00%
Average IESO Wholesale Market Price	$ 0.1197	103,530	$ 12,392.54	$ 0.1197	103,530	$ 12,392.54	$ -	0.00%
Total Bill on Average IESO Wholesale Market Price			**$ 16,786.84**			**$ 15,618.64**	**$ (1,168.20)**	**-6.96%**
HST	13%		$ 2,182.29	13%		$ 2,030.42	$ (151.87)	-6.96%
Ontario Electricity Rebate	23.5%		$ -	23.5%		$ -		
Total Bill on Average IESO Wholesale Market Price			**$ 18,969.12**			**$ 17,649.06**	**$ (1,320.07)**	**-6.96%**

Customer Class:	LARGE USE SERVICE CLASSIFICATION	
RPP / Non-RPP:	Non-RPP (Other)	
Consumption	8,000,000	kWh
Demand	14,500	kW
Current Loss Factor	1.0353	
Proposed/Approved Loss Factor	1.0353	

	Current OEB-Approved			Proposed			Impact	
	Rate ($)	Volume	Charge ($)	Rate ($)	Volume	Charge ($)	$ Change	% Change
Monthly Service Charge	$ 7,359.96	1	$ 7,359.96	$ 7,359.96	1	$ 7,359.96	$ -	0.00%
Distribution Volumetric Rate	$ 5.2390	14500	$ 75,965.50	$ 5.3950	14500	$ 78,227.50	$ 2,262.00	2.98%
Fixed Rate Riders	$ -	1	$ -	$ 73.33	1	$ 73.33	$ 73.33	
Volumetric Rate Riders	$ -	14500	$ -	$ 0.0522	14500	$ 756.90	$ 756.90	
Sub-Total A (excluding pass through)			**$ 83,325.46**			**$ 86,417.69**	**$ 3,092.23**	**3.71%**
Line Losses on Cost of Power	$ -	-	$ -	$ -	-	$ -	$ -	
Total Deferral/Variance Account Rate Riders	-$ 0.1307	14,500	$ (1,895.15)	-$ 0.8286	14,500	$ (12,014.70)	$ (10,119.55)	533.97%
CBR Class B Rate Riders	$ -	14,500	$ -	$ -	14,500	$ -	$ -	
GA Rate Riders	$ -	8,000,000	$ -	$ -	8,000,000	$ -	$ -	
Low Voltage Service Charge	$ 0.1858	14,500	$ 2,694.10	$ 0.1735	14,500	$ 2,515.75	$ (178.35)	-6.62%
Smart Meter Entity Charge (if applicable)	$ -	1	$ -	$ -	1	$ -	$ -	
Additional Fixed Rate Riders	$ -	1	$ -	$ -	1	$ -	$ -	
Additional Volumetric Rate Riders	$ -	14,500	$ -	$ -	14,500	$ -	$ -	
Sub-Total B - Distribution (includes Sub-Total A)			**$ 84,124.41**			**$ 76,918.74**	**$ (7,205.67)**	**-8.57%**
RTSR - Network	$ 5.2728	14,500	$ 76,455.60	$ 5.2144	14,500	$ 75,608.80	$ (846.80)	-1.11%
RTSR - Connection and/or Line and Transformation Connection	$ 1.3006	14,500	$ 18,858.70	$ 1.2824	14,500	$ 18,594.80	$ (263.90)	-1.40%
Sub-Total C - Delivery (including Sub-Total B)			**$ 179,438.71**			**$ 171,122.34**	**$ (8,316.37)**	**-4.63%**
Wholesale Market Service Charge (WMSC)	$ 0.0047	8,282,400	$ 38,927.28	$ 0.0047	8,282,400	$ 38,927.28	$ -	0.00%
Rural and Remote Rate Protection (RRRP)	$ 0.0006	8,282,400	$ 4,969.44	$ 0.0006	8,282,400	$ 4,969.44	$ -	0.00%
Standard Supply Service Charge	$ 0.25	1	$ 0.25	$ 0.25	1	$ 0.25	$ -	0.00%
Average IESO Wholesale Market Price	$ 0.1197	8,282,400	$ 991,403.28	$ 0.1197	8,282,400	$ 991,403.28	$ -	0.00%
Total Bill on Average IESO Wholesale Market Price			**$ 1,214,738.96**			**$ 1,206,422.59**	**$ (8,316.37)**	**-0.68%**
HST	13%		$ 157,916.06	13%		$ 156,834.94	$ (1,081.13)	-0.68%
Ontario Electricity Rebate	23.5%		$ -	23.5%		$ -		
Total Bill on Average IESO Wholesale Market Price			**$ 1,372,655.02**			**$ 1,363,257.53**	**$ (9,397.50)**	**-0.68%**

Customer Class:	**UNMETERED SCATTERED LOAD SERVICE CLASSIFICATION**	
RPP / Non-RPP:	**Non-RPP (Other)**	
Consumption	**150**	**kWh**
Demand	**-**	**kW**
Current Loss Factor	**1.0353**	
Proposed/Approved Loss Factor	**1.0353**	

	Current OEB-Approved			Proposed			Impact	
	Rate ($)	Volume	Charge ($)	Rate ($)	Volume	Charge ($)	$ Change	% Change
Monthly Service Charge	$ 11.20	1	$ 11.20	$ 11.20	1	$ 11.20	$ -	0.00%
Distribution Volumetric Rate	$ 0.0216	150	$ 3.24	$ 0.0228	150	$ 3.42	$ 0.18	5.56%
Fixed Rate Riders	$ -	1	$ -	$ 0.11	1	$ 0.11	$ 0.11	
Volumetric Rate Riders	$ -	150	$ -	$ 0.0002	150	$ 0.03	$ 0.03	
Sub-Total A (excluding pass through)			**$ 14.44**			**$ 14.76**	**$ 0.32**	**2.22%**
Line Losses on Cost of Power	$ 0.1197	5	$ 0.63	$ 0.1197	5	$ 0.63	$ -	0.00%
Total Deferral/Variance Account Rate Riders	-$ 0.0002	150	$ (0.03)	-$ 0.0015	150	$ (0.23)	$ (0.20)	650.00%
CBR Class B Rate Riders	$ 0.0005	150	$ 0.08	$ 0.0005	150	$ 0.08	$ -	0.00%
GA Rate Riders	$ -	150	$ -	$ -	150	$ -	$ -	
Low Voltage Service Charge	$ 0.0004	150	$ 0.06	$ 0.0004	150	$ 0.06	$ -	0.00%
Smart Meter Entity Charge (if applicable)	$ -	1	$ -	$ -	1	$ -	$ -	
Additional Fixed Rate Riders	$ -	1	$ -	$ -	1	$ -	$ -	
Additional Volumetric Rate Riders	$ -	150	$ -	$ -	150	$ -	$ -	
Sub-Total B - Distribution (includes Sub-Total A)			**$ 15.18**			**$ 15.30**	**$ 0.12**	**0.82%**
RTSR - Network	$ 0.0109	155	$ 1.69	$ 0.0108	155	$ 1.68	$ (0.02)	-0.92%
RTSR - Connection and/or Line and Transformation Connection	$ 0.0027	155	$ 0.42	$ 0.0027	155	$ 0.42	$ -	0.00%
Sub-Total C - Delivery (including Sub-Total B)			**$ 17.29**			**$ 17.40**	**$ 0.11**	**0.63%**
Wholesale Market Service Charge (WMSC)	$ 0.0047	155	$ 0.73	$ 0.0047	155	$ 0.73	$ -	0.00%
Rural and Remote Rate Protection (RRRP)	$ 0.0006	155	$ 0.09	$ 0.0006	155	$ 0.09	$ -	0.00%
Standard Supply Service Charge	$ 0.25	1	$ 0.25	$ 0.25	1	$ 0.25	$ -	0.00%
Average IESO Wholesale Market Price	$ 0.1197	150	$ 17.96	$ 0.1197	150	$ 17.96	$ -	0.00%
Total Bill on Average IESO Wholesale Market Price			**$ 36.32**			**$ 36.43**	**$ 0.11**	**0.30%**
HST	13%		$ 4.72	13%		$ 4.74	$ 0.01	0.30%
Ontario Electricity Rebate	23.5%		$ (8.53)	23.5%		$ (8.56)		
Total Bill on Average IESO Wholesale Market Price			**$ 41.04**			**$ 41.16**	**$ 0.12**	**0.30%**

Customer Class:	**STREET LIGHTING SERVICE CLASSIFICATION**	
RPP / Non-RPP:	**Non-RPP (Other)**	
Consumption	**60,000**	**kWh**
Demand	**165**	**kW**
Current Loss Factor	**1.0353**	
Proposed/Approved Loss Factor	**1.0353**	

	Current OEB-Approved			Proposed			Impact	
	Rate ($)	Volume	Charge ($)	Rate ($)	Volume	Charge ($)	$ Change	% Change
Monthly Service Charge	$ 0.42	1	$ 0.42	$ 0.43	1	$ 0.43	$ 0.01	2.38%
Distribution Volumetric Rate	$ 12.0094	165	$ 1,981.55	$ 12.3337	165	$ 2,035.06	$ 53.51	2.70%
Fixed Rate Riders	$ -	1	$ -	$ -	1	$ -	$ -	
Volumetric Rate Riders	$ -	165	$ -	$ 0.1197	165	$ 19.75	$ 19.75	
Sub-Total A (excluding pass through)			**$ 1,981.97**			**$ 2,055.24**	**$ 73.27**	**3.70%**
Line Losses on Cost of Power	$ -	-	$ -	$ -	-	$ -	$ -	
Total Deferral/Variance Account Rate Riders	-$ 0.0825	165	$ (13.61)	-$ 0.5225	165	$ (86.21)	$ (72.60)	533.33%
CBR Class B Rate Riders	$ 0.1725	165	$ 28.46	$ 0.1843	165	$ 30.41	$ 1.95	6.84%
GA Rate Riders	$ 0.0049	60,000	$ 294.00	-$ 0.0061	60,000	$ (366.00)	$ (660.00)	-224.49%
Low Voltage Service Charge	$ 0.1146	165	$ 18.91	$ 0.1070	165	$ 17.66	$ (1.25)	-6.63%
Smart Meter Entity Charge (if applicable)	$ -	1	$ -	$ -	1	$ -	$ -	
Additional Fixed Rate Riders	$ -	1	$ -	$ -	1	$ -	$ -	
Additional Volumetric Rate Riders	$ -	165	$ -	$ -	165	$ -	$ -	
Sub-Total B - Distribution (includes Sub-Total A)			**$ 2,309.73**			**$ 1,651.09**	**$ (658.64)**	**-28.52%**
RTSR - Network	$ 3.3816	165	$ 557.96	$ 3.3442	165	$ 551.79	$ (6.17)	-1.11%
RTSR - Connection and/or Line and Transformation Connection	$ 0.8019	165	$ 132.31	$ 0.7907	165	$ 130.47	$ (1.85)	-1.40%
Sub-Total C - Delivery (including Sub-Total B)			**$ 3,000.01**			**$ 2,333.35**	**$ (666.66)**	**-22.22%**
Wholesale Market Service Charge (WMSC)	$ 0.0047	62,118	$ 291.95	$ 0.0047	62,118	$ 291.95	$ -	0.00%
Rural and Remote Rate Protection (RRRP)	$ 0.0006	62,118	$ 37.27	$ 0.0006	62,118	$ 37.27	$ -	0.00%
Standard Supply Service Charge	$ 0.25	1	$ 0.25	$ 0.25	1	$ 0.25	$ -	0.00%
Average IESO Wholesale Market Price	$ 0.1197	62,118	$ 7,435.52	$ 0.1197	62,118	$ 7,435.52	$ -	0.00%
Total Bill on Average IESO Wholesale Market Price			**$ 10,765.01**			**$ 10,098.35**	**$ (666.66)**	**-6.19%**
HST	13%		$ 1,399.45	13%		$ 1,312.79	$ (86.67)	-6.19%
Ontario Electricity Rebate	23.5%		$ -	23.5%		$ -		
Total Bill on Average IESO Wholesale Market Price			**$ 12,164.46**			**$ 11,411.14**	**$ (753.32)**	**-6.19%**

Customer Class:	EMBEDDED DISTRIBUTOR SERVICE CLASSIFICATION	
RPP / Non-RPP:	Non-RPP (Other)	
Consumption	2,615,000	kWh
Demand	6,000	kW
Current Loss Factor	1.0353	
Proposed/Approved Loss Factor	1.0353	

	Current OEB-Approved			Proposed			Impact	
	Rate ($)	Volume	Charge ($)	Rate ($)	Volume	Charge ($)	$ Change	% Change
Monthly Service Charge	$ -	1	$ -	$ -	1	$ -	$ -	
Distribution Volumetric Rate	$ 0.0255	6000	$ 153.00	$ 0.0262	6000	$ 157.20	$ 4.20	2.75%
Fixed Rate Riders	$ -	1	$ -	$ -	1	$ -	$ -	
Volumetric Rate Riders	$ -	6000	$ -	$ 0.0003	6000	$ 1.80	$ 1.80	
Sub-Total A (excluding pass through)			**$ 153.00**			**$ 159.00**	**$ 6.00**	**3.92%**
Line Losses on Cost of Power	$ -	-	$ -	$ -	-	$ -	$ -	
Total Deferral/Variance Account Rate Riders	-$ 0.1123	6,000	$ (673.80)	-$ 0.7154	6,000	$ (4,292.40)	$ (3,618.60)	537.04%
CBR Class B Rate Riders	$ 0.2343	6,000	$ 1,405.80	$ 0.2534	6,000	$ 1,520.40	$ 114.60	8.15%
GA Rate Riders	$ 0.0049	2,615,000	$ 12,813.50	-$ 0.0061	2,615,000	$ (15,951.50)	$ (28,765.00)	-224.49%
Low Voltage Service Charge	$ -	6,000	$ -		6,000	$ -	$ -	
Smart Meter Entity Charge (if applicable)	$ -	1	$ -	$ -	1	$ -	$ -	
Additional Fixed Rate Riders	$ -	1	$ -	$ -	1	$ -	$ -	
Additional Volumetric Rate Riders	$ -	6,000	$ -	$ -	6,000	$ -	$ -	
Sub-Total B - Distribution (includes Sub-Total A)			**$ 13,698.50**			**$ (18,564.50)**	**$ (32,263.00)**	**-235.52%**
RTSR - Network	$ -	6,000	$ -	$ -	6,000	$ -	$ -	
RTSR - Connection and/or Line and Transformation Connection	$ -	6,000	$ -	$ -	6,000	$ -	$ -	
Sub-Total C - Delivery (including Sub-Total B)			**$ 13,698.50**			**$ (18,564.50)**	**$ (32,263.00)**	**-235.52%**
Wholesale Market Service Charge (WMSC)	$ 0.0047	2,707,310	$ 12,724.35	$ 0.0047	2,707,310	$ 12,724.35	$ -	0.00%
Rural and Remote Rate Protection (RRRP)	$ 0.0006	2,707,310	$ 1,624.39	$ 0.0006	2,707,310	$ 1,624.39	$ -	0.00%
Standard Supply Service Charge	$ 0.25	1	$ 0.25	$ 0.25	1	$ 0.25	$ -	0.00%
Average IESO Wholesale Market Price	$ 0.1197	2,707,310	$ 324,064.95	$ 0.1197	2,707,310	$ 324,064.95	$ -	0.00%
Total Bill on Average IESO Wholesale Market Price			**$ 352,112.44**			**$ 319,849.44**	**$ (32,263.00)**	**-9.16%**
HST	13%		$ 45,774.62	13%		$ 41,580.43	$ (4,194.19)	-9.16%
Ontario Electricity Rebate	23.5%		$ -	23.5%		$ -		
Total Bill on Average IESO Wholesale Market Price			**$ 397,887.05**			**$ 361,429.86**	**$ (36,457.19)**	**-9.16%**

Ontario Energy Board

Commodity Accounts Analysis Workform for 2027 Rate Applications

Formerly "GA Analysis Workform"

Version 1.0

Unlock Model

Input cells
Drop down cells

Utility Name Enova Power Corp.-Kitchener-Wilmot Hydro Rate Zone

Note 1

For Account 1589 and Account 1588, determine if a or b below applies and select the appropriate year related to the account balance in the drop-down box to the right.

a) If the account balances were last approved on a final basis, select the year of the year-end balances that were last approved on a final basis.
b) If the account balances were last approved on an interim basis, and
i) there are no changes to the previously approved interim balances, select the year of the year-end balances that were last approved for diposition on an interim basis. OR
ii) there are changes to the previously approved interim balances, select the year of the year-end balances that were last approved for disposition on a final basis. An explanation should be provided to explain the reason for the change in the previously approved interim balances.

(e.g. If the 2024 balances that were reviewed in the 2026 rate application were to be selected, select 2024)

Year Selected

2024

Instructions:
1) Determine which scenario above applies (a, bi or bii). Select the appropriate year to generate the appropriate GA Analysis Workform tabs, and information in the Principal Adjustments tab and Account 1588 tab.
For example:
• Scenario a -If 2024 balances were last approved on a final basis - Select 2024 and a GA Analysis Workform for 2025 will be generated. The input cells required in the Principal Adjustment and Account 1588 tabs will be generated accordingly as well.
• Scenario bi - If 2024 balances were last approved on an interim basis and there are no changes to 2025 balances - Select 2025 and a GA Analysis Workform for 2025 will be generated. The input cells required in the Principal Adjustment and Account 1588 tabs will be generated accordingly as well.
• Scenario bii - If 2024 balances were last approved on an interim basis, there are changes to 2024 balances, and 2023 balances were last approved for disposition - Select 2023 and GA Analysis Workforms for 2024 and 2025 will be generated. The input cells required in the Principal Adjustment and Account 1588 tabs will be generated accordingly as well.
2) Complete the GA Analysis Workform for each year generated.
3) Complete the Account 1588 tab. Note that the number of years that require the reasonability test to be completed are shown in the Account 1588 tab, depending on the year selected on the Information Sheet.
4) Complete the Principal Adjustments tab. Note that the number of years that require principal adjustment reconciliations are all shown in the one Principal Adjustments tab, depending on the year selected on the Information Sheet.

See the separate document Commodity Accounts Analysis Workform Instructions for detailed instructions on how to complete the Workform and examples of reconciling items and principal adjustments.

Year	Annual Net Change in Expected GA Balance from GA Analysis	Net Change in Principal Balance in the GL	Reconciling Items	Adjusted Net Change in Principal Balance in the GL	Unresolved Difference	$ Consumption at Actual Rate Paid	Unresolved Difference as % of Expected GA Payments to IESO
2025	$ (2,952,174)	$ (2,911,852)	$ 170,910	$ (2,740,942)	$ 211,232	$ 23,540,350	0.9%

Account 1588 Reconciliation Summary

2025	-0.2%
Cumulative Balance	0.0%

This Workbook Model is protected by copyright and is being made available to you solely for the purpose of filing your COS application. You may use and copy this model for that purpose, and provide a copy of this model to any person that is advising or assisting you in that regard. Except as indicated above, any copying, reproduction, publication, sale, adaptation, translation, modification, reverse engineering or other use or dissemination of this model without the express written consent of the Ontario Energy Board is prohibited. If you provide a copy of this model to a person that is advising or assisting you in preparing the application or reviewing your draft rate order, you must ensure that the person understands and agrees to the restrictions noted above.

While this model has been provided in Excel format and is required to be filed with your application, the onus remains on the applicant to ensure the accuracy of the data and the results.

Ontario Energy Board

Commodity Accounts Analysis Workform

Note 2 **Consumption Data Excluding for Loss Factor (Data to agree with RRR as applicable)**

Year		2025		
Total Metered excluding WMP	C = A+B	1,878,507,147	kWh	100%
RPP	A	1,124,303,815	kWh	59.9%
Non RPP	B = D+E	754,203,331	kWh	40.1%
Non-RPP Class A	D	252,806,912	kWh	13.5%
Non-RPP Class B*	E	501,396,419	kWh	26.7%

*Non-RPP Class B consumption reported in this table is not expected to directly agree with the Non-RPP Class B Including Loss Adjusted Billed Consumption in the GA Analysis of Expected Balance table below. The difference should be equal to the loss factor.

Note 3 **GA Billing Rate**

GA is billed on the 1st Estimate

Please confirm that the same GA rate is used to bill all customer classes. If not, please provide further details Yes

Please confirm that the GA Rate used for unbilled revenue is the same as the one used for billed revenue in any paticular month Yes

Note 4 **Analysis of Expected GA Amount**

Year 2025

Calendar Month	Non-RPP Class B Including Loss Factor Billed Consumption (kWh)	Deduct Previous Month Unbilled Loss Adjusted Consumption (kWh)	Add Current Month Unbilled Loss Adjusted Consumption (kWh)	Non-RPP Class B Including Loss Adjusted Consumption, Adjusted for Unbilled (kWh)	GA Rate Billed ($/kWh)	$ Consumption at GA Rate Billed	GA Actual Rate Paid ($/kWh)	$ Consumption at Actual Rate Paid	Expected GA Price Variance ($)
	F	G	H	I = F-G+H	J	K = I*J	L	M = I*L	N=M-K
January	46,273,193			46,273,193	0.08390	$ 3,882,321	0.04110	$ 1,901,828	$ (1,980,493)
February	41,312,682			41,312,682	0.08900	$ 3,676,829	0.00300	$ 123,938	$ (3,552,891)
March	41,991,060			41,991,060	0.04110	$ 1,725,833	0.06950	$ 2,918,379	$ 1,192,546
April	44,029,189			44,029,189	0.00300	$ 132,088	0.06920	$ 3,046,820	$ 2,914,732
May	41,835,580			41,835,580	0.04010	$ 1,677,607	0.13490	$ 5,643,620	$ 3,966,013
June	42,504,282			42,504,282	0.08900	$ 3,782,881	0.05970	$ 2,537,506	$ (1,245,375)
July	47,325,544			47,325,544	0.11590	$ 5,485,031	0.01440	$ 681,488	$ (4,803,543)
August	44,641,066			44,641,066	0.00300	$ 133,923	0.03010	$ 1,343,696	$ 1,209,773
September	45,181,019			45,181,019	0.00300	$ 135,543	0.06190	$ 2,796,705	$ 2,661,162
October	38,246,109			38,246,109	0.07480	$ 2,860,809	0.04890	$ 1,870,235	$ (990,574)
November	44,670,985			44,670,985	0.03960	$ 1,768,971	0.01820	$ 813,012	$ (955,959)
December	47,198,751			47,198,751	0.02230	$ 1,052,532	-0.00290	$ (136,876)	$ (1,189,409)
Net Change in Expected GA Balance in the Year (i.e. Transactions in the Year)	**525,209,461**	**-**	**-**	**525,209,461**		**$ 26,314,366**		**$ 23,540,350**	**$ (2,774,017)**

Annual Non-RPP Class B Wholesale kWh *	Annual Non-RPP Class B Retail billed kWh	Annual Unaccounted for Energy Loss kWh	Weighted Average GA Actual Rate Paid ($/kWh)**	Expected GA Volume Variance ($)
O	P	Q=O-P	R	P= Q*R
521,060,417	525,209,461	- 4,149,043	0.04294	$ (178,157)

Equal to (AQEW - Class A + embedded generation kWh)(Non-RPP Class B retail kwh/Total retail Class B kWh)

**Equal to annual Non-RPP Class B $ GA paid (i.e. non-RPP portion of CT 148 on IESO invoice) divided by Non-RPP Class B Wholesale kWh (as quantified in column O in the table above)

Total Expected GA Variance	**$ (2,952,174)**

Calculated Loss Factor	1.0475
Most Recent Approved Loss Factor for Secondary Metered Customer < 5,000kW	1.035
Difference	**0.0125**

a) Please provide an explanation in the text box below if columns G and H for unbilled consumption are not used in the table above.

Consumption data is used here; therefore G and H have not been completed.

b) Please provide an explanation in the text box below if the difference in loss factor is greater than 1%

Note 5 **Reconciling Items**

	Item	Amount	Explanation	Principal Adjustments	
	Net Change in Principal Balance in the GL (i.e. Transactions in the Year)	$ (2,911,852)		**Principal Adjustment on DVA Continuity Schedule**	**If "no", please provide an explanation**
1a	CT 148 True-up of GA Charges based on Actual Non-RPP Volumes - prior year	$ 133,941			
1b	CT 148 True-up of GA Charges based on Actual Non-RPP Volumes - current year	$ (25,591)			
2a	Remove prior year end unbilled to actual revenue differences				
2b	Add current year end unbilled to actual revenue differences				
3a	Significant prior period billing adjustments recorded in current year,				
3b	Significant current period billing adjustments recorded in other year(s),				
4	CT 148 prior period adjustments recorded in the current year,				
5a	IESO Settlement Adjustments - within 24 months of IESO invoice				
5b	IESO Settlement Adjustments - outside of 24 months of IESO invoice				
6	Differences in GA IESO posted rate and rate charged on IESO invoice	$ 62,561			
7					
8					
9					
10					

Note 6	**Adjusted Net Change in Principal Balance in the GL**	$ (2,740,942)
	Net Change in Expected GA Balance in the Year Per Analysis	$ (2,952,174)
	Unresolved Difference	$ 211,232
	Unresolved Difference as % of Expected GA Payments to IESO	0.9%

Ontario Energy Board

Account 1588 Reasonability

Note 7 **Account 1588 Reasonability Test**

Year	Account 1588 - RSVA Power				Purchased	Account 1588 as % of Account 4705
	Transactions[1]	Principal Adjustments[2]	Reconciling Items[3]	Total Activity in Calendar Year		
2025	- 563,531	258,538	-	- 304,993	170,434,795	-0.2%
Cumulative	**- 563,531**	**258,538**	**-**	**- 304,993**	**-**	**0.0%**

Notes

1) The transactions should equal the "Transaction" column in the DVA Continuity Schedule. This is also expected to equal the transactions in the general ledger (excluding transactions relating to the removal of approved disposition amounts as that is shown in a separate column in the DVA Continuity Schedule).

2) Principal adjustments should equal the "Principal Adjustments" column in the DVA Continuity Schedule. Principal adjustments adjust the transactions in the general ledger to the amount that should be requested for disposition.

3) Reconciling items represent the items that are recorded in the current period but are related to the prior periods. These items are booked in the GL in the appropriate period and as such do not need to be included in the principal adjustments, however, the reconciling items should be excluded for the purpose of the reasonability test for Account 1588. If applicable, reconciling items and principal adjustments should be identified in Note 7a and 7b below.

Note 7a **Principal Adjustments Breakdown**

	Item	Amount	Explanation
1a	CT 148 True-up of GA Charges based on Actual RPP Volumes - prior year	$ (133,941)	
1b	CT 148 True-up of GA Charges based on Actual RPP Volumes - current year	$ 25,591	
2a	CT 1142/142 true-up adjustment based on actual price and volume - prior year	$ 2,421,373	
2b	CT 1142/142 true-up adjustment based on actual price and volume - current year	$ (2,054,485)	
3a	Remove prior year end unbilled to actual revenue differences		
3b	Add current year end unbilled to actual revenue differences		
4a	Significant prior period billing adjustments recorded in current year		
4b	Significant current period billing adjustments recorded in other year(s)		
5	Unaccounted for Energy Variance (eg. Variance due to significant understated/overstated line loss factor)		
6			
7			
8			
	Total Principal Adjustments	**$ 258,538**	

Note 7b **Reconciling Items**

	Item	Amount	Explanation
1a	Prior period billing adjustments recorded in current year		
1b	Current period billing adjustments recorded in other year(s)		
2a	Unaccounted for Energy Variance (eg. Variance due to significant understated/overstated line loss factor)		
2b	Other reconciling items		
	Total Reconciling Items	$0	

Ontario Energy Board

Commodity Accounts Analysis Workform - Account 1588 and 1589 Principal Adjustment Reconciliation

Breakdown of principal adjustments included in last approved balance:

Account 1589 - RSVA Global Adjustment

	Adjustment Description	Amount	To be reversed in current application?	Explanation if not to be reversed in current application
1	GA Variance True-Ups	(133,941)	Yes	
2				
3				
4				
5				
6				
7				
8				
	Total	(133,941)		
	Total principal adjustments included in last approved balance	(1,171,718)		
	Difference	1,037,778		

Account 1588 - RSVA Power

	Adjustment Description	Amount	To be Reversed in Current Application?	Explanation if not to be reversed in current application
1	CT 148 true-up of GA Charges based on actual RPP volumes	133,941	Yes	
2	CT 1142/142 true-up based on actuals	(2,421,373)	Yes	
3				
4				
5				
6				
7				
8				
	Total	(2,287,432)		
	Total principal adjustments included in last approved balance	851,479		
	Difference	(3,138,911)		

Principal adjustment reconciliation in current application:

Notes

1) The "Transaction" column in the DVA Continuity Schedule is to equal the transactions in the general ledger (excluding transactions relating to the removal of approved disposition amounts as that is shown in a separate column in the DVA Continuity Schedule)
2) Any principal adjustments needed to adjust the transactions in the general ledger to the amount that should be requested for disposition should be shown separately in the "Principal Adjustments" column of the DVA Continuity Schedule
3) The "Variance RRR vs. 2025 Balance" column in the DVA Continuity Schedule should equal principal adjustments made in the current disposition period. It should not be impacted by reversals from prior year approved principal adjustments.
4) Principal adjustments to the pro-ration of CT 148 true-ups (i.e. principal adjustment #1 in tables below) are expected to be equal and offsetting between Account 1588 and Account 1589, if not, please explain. If this results in further adjustments to RPP settlements, this should be shown separately as a principal adjustment to CT 1142/142 (i.e. principal adjustment #2 in tables below)

Complete the table below for the current disposition period. Complete a table for each year included in the balance under review in this rate application. The number of tables to be completed is automatically generated based on data provided in the Information Sheet

Account 1589 - RSVA Global Adjustment

	Adjustment Description	Amount	Year Recorded in GL
Reversals of prior approved principal adjustments (auto-populated from table above)			
1	GA Variance True-Ups	133,941	2025
2			
3			
4			
5			
6			
7			
8			
	Total Reversal Principal Adjustments	133,941	
Current year principal adjustments			
1	CT 148 true-up of GA Charges based on actual Non-RPP volumes	(25,591)	2026
2	Unbilled to actual revenue differences		
3			
4			
5			
6			
7			
8			
	Total Current Year Principal Adjustments	(25,591)	
	Total Principal Adjustments to be Included on DVA Continuity Schedule/Tab 3 - IRM Rate Generator Model	108,350	

Account 1588 - RSVA Power

Year		Adjustment Description	Amount	Year Recorded in GL
2025	*Reversals of prior approved principal adjustments (auto-populated from table above)*			
	1	CT 148 true-up of GA Charges based on actual RPP volumes	(133,941)	2,024
	2	CT 1142/142 true-up based on actuals	2,421,373	2,024
	3			
	4			
	5			
	6			
	7			
	8			
		Total Reversal Principal Adjustments	2,287,432	
2025	*Current year principal adjustments*			
	1	CT 148 true-up of GA Charges based on actual RPP volumes	25,591	2,025
	2	CT 1142/142 true-up based on actuals	(2,054,485)	2,025
	3	Unbilled to actual revenue differences		
	4			
	5			
	6			
	7			
	8			
		Total Current Year Principal Adjustments	(2,028,894)	
		Total Principal Adjustments to be Included on DVA Continuity Schedule/Tab 3 - IRM Rate Generator Model	258,538	

Ontario Energy Board

Commodity Accounts Analysis Workform for 2027 Rate Applications

Formerly "GA Analysis Workform"

Version 1.0

Unlock Model

Input cells
Drop down cells

Utility Name Enova Power Corp.-Waterloo North Rate Zone

Note 1

For Account 1589 and Account 1588, determine if a or b below applies and select the appropriate year related to the account balance in the drop-down box to the right.

a) If the account balances were last approved on a final basis, select the year of the year-end balances that were last approved on a final basis.
b) If the account balances were last approved on an interim basis, and
i) there are no changes to the previously approved interim balances, select the year of the year-end balances that were last approved for diposition on an interim basis. OR
ii) there are changes to the previously approved interim balances, select the year of the year-end balances that were last approved for disposition on a final basis. An explanation should be provided to explain the reason for the change in the previously approved interim balances.

(e.g. If the 2024 balances that were reviewed in the 2026 rate application were to be selected, select 2024)

Year Selected

2024

Instructions:
1) Determine which scenario above applies (a, bi or bii). Select the appropriate year to generate the appropriate GA Analysis Workform tabs, and information in the Principal Adjustments tab and Account 1588 tab.
For example:
• Scenario a -If 2024 balances were last approved on a final basis - Select 2024 and a GA Analysis Workform for 2025 will be generated. The input cells required in the Principal Adjustment and Account 1588 tabs will be generated accordingly as well.
• Scenario bi - If 2024 balances were last approved on an interim basis and there are no changes to 2025 balances - Select 2025 and a GA Analysis Workform for 2025 will be generated. The input cells required in the Principal Adjustment and Account 1588 tabs will be generated accordingly as well.
• Scenario bii - If 2024 balances were last approved on an interim basis, there are changes to 2024 balances, and 2023 balances were last approved for disposition - Select 2023 and GA Analysis Workforms for 2024 and 2025 will be generated. The input cells required in the Principal Adjustment and Account 1588 tabs will be generated accordingly as well.
2) Complete the GA Analysis Workform for each year generated.
3) Complete the Account 1588 tab. Note that the number of years that require the reasonability test to be completed are shown in the Account 1588 tab, depending on the year selected on the Information Sheet.
4) Complete the Principal Adjustments tab. Note that the number of years that require principal adjustment reconciliations are all shown in the one Principal Adjustments tab, depending on the year selected on the Information Sheet.

See the separate document Commodity Accounts Analysis Workform Instructions for detailed instructions on how to complete the Workform and examples of reconciling items and principal adjustments.

Year	Annual Net Change in Expected GA Balance from GA Analysis	Net Change in Principal Balance in the GL	Reconciling Items	Adjusted Net Change in Principal Balance in the GL	Unresolved Difference	$ Consumption at Actual Rate Paid	Unresolved Difference as % of Expected GA Payments to IESO
2025	$ (2,763,917)	$ (2,897,840)	$ 135,607	$ (2,762,233)	$ 1,683	$ 20,817,339	0.0%

Account 1588 Reconciliation Summary

2025	0.1%
Cumulative Balance	0.0%

This Workbook Model is protected by copyright and is being made available to you solely for the purpose of filing your COS application. You may use and copy this model for that purpose, and provide a copy of this model to any person that is advising or assisting you in that regard. Except as indicated above, any copying, reproduction, publication, sale, adaptation, translation, modification, reverse engineering or other use or dissemination of this model without the express written consent of the Ontario Energy Board is prohibited. If you provide a copy of this model to a person that is advising or assisting you in preparing the application or reviewing your draft rate order, you must ensure that the person understands and agrees to the restrictions noted above.

While this model has been provided in Excel format and is required to be filed with your application, the onus remains on the applicant to ensure the accuracy of the data and the results.

Ontario Energy Board

Commodity Accounts Analysis Workform

Note 2 **Consumption Data Excluding for Loss Factor (Data to agree with RRR as applicable)**

Year		2025		
Total Metered excluding WMP	C = A+B	1,499,989,242	kWh	100%
RPP	A	737,474,148	kWh	49.2%
Non RPP	B = D+E	762,515,094	kWh	50.8%
Non-RPP Class A	D	311,723,303	kWh	20.8%
Non-RPP Class B*	E	450,791,791	kWh	30.1%

*Non-RPP Class B consumption reported in this table is not expected to directly agree with the Non-RPP Class B Including Loss Adjusted Billed Consumption in the GA Analysis of Expected Balance table below. The difference should be equal to the loss factor.

Note 3 **GA Billing Rate**

GA is billed on the 1st Estimate

Please confirm that the same GA rate is used to bill all customer classes. If not, please provide further details Yes

Please confirm that the GA Rate used for unbilled revenue is the same as the one used for billed revenue in any paticular month Yes

Note 4 **Analysis of Expected GA Amount**

Year 2025

Calendar Month	Non-RPP Class B Including Loss Factor Billed Consumption (kWh)	Deduct Previous Month Unbilled Loss Adjusted Consumption (kWh)	Add Current Month Unbilled Loss Adjusted Consumption (kWh)	Non-RPP Class B Including Loss Adjusted Consumption, Adjusted for Unbilled (kWh)	GA Rate Billed ($/kWh)	$ Consumption at GA Rate Billed	GA Actual Rate Paid ($/kWh)	$ Consumption at Actual Rate Paid	Expected GA Price Variance ($)
	F	G	H	I = F-G+H	J	K = I*J	L	M = I*L	N=M-K
January	40,073,120			40,073,120	0.08390	$ 3,362,135	0.04110	$ 1,647,005	$ (1,715,130)
February	36,066,583			36,066,583	0.08900	$ 3,209,926	0.00300	$ 108,200	$ (3,101,726)
March	37,623,302			37,623,302	0.04110	$ 1,546,318	0.06950	$ 2,614,819	$ 1,068,502
April	36,673,448			36,673,448	0.00300	$ 110,020	0.06920	$ 2,537,803	$ 2,427,782
May	36,467,387			36,467,387	0.04010	$ 1,462,342	0.13490	$ 4,919,451	$ 3,457,108
June	39,286,553			39,286,553	0.08900	$ 3,496,503	0.05970	$ 2,345,407	$ (1,151,096)
July	43,067,114			43,067,114	0.11590	$ 4,991,479	0.01440	$ 620,166	$ (4,371,312)
August	41,242,817			41,242,817	0.00300	$ 123,728	0.03010	$ 1,241,409	$ 1,117,680
September	39,016,136			39,016,136	0.00300	$ 117,048	0.06190	$ 2,415,099	$ 2,298,050
October	36,514,368			36,514,368	0.07480	$ 2,731,275	0.04890	$ 1,785,553	$ (945,722)
November	38,564,232			38,564,232	0.03960	$ 1,527,144	0.01820	$ 701,869	$ (825,275)
December	41,186,568			41,186,568	0.02230	$ 918,460	-0.00290	$ (119,441)	$ (1,037,902)
Net Change in Expected GA Balance in the Year (i.e. Transactions in the Year)	**465,781,627**	**-**	**-**	**465,781,627**		**$ 23,596,378**		**$ 20,817,339**	**$ (2,779,039)**

Annual Non-RPP Class B Wholesale kWh *	Annual Non-RPP Class B Retail billed kWh	Annual Unaccounted for Energy Loss kWh	Weighted Average GA Actual Rate Paid ($/kWh)**	Expected GA Volume Variance ($)
O	P	Q=O-P	R	P= Q*R
466,128,784	465,781,627	347,156	0.04356	$ 15,122

Equal to (AQEW - Class A + embedded generation kWh)(Non-RPP Class B retail kwh/Total retail Class B kWh)

**Equal to annual Non-RPP Class B $ GA paid (i.e. non-RPP portion of CT 148 on IESO invoice) divided by Non-RPP Class B Wholesale kWh (as quantified in column O in the table above)

Total Expected GA Variance	**$ (2,763,917)**

Calculated Loss Factor	1.0333
Most Recent Approved Loss Factor for Secondary Metered Customer < 5,000kW	1.0353
Difference	**-0.0020**

a) Please provide an explanation in the text box below if columns G and H for unbilled consumption are not used in the table above.

Consumption data is used here; therefore G and H have not been completed.

b) Please provide an explanation in the text box below if the difference in loss factor is greater than 1%

Note 5 **Reconciling Items**

	Item	Amount	Explanation	Principal Adjustments	
	Net Change in Principal Balance in the GL (i.e. Transactions in the Year)	$ (2,897,840)		**Principal Adjustment on DVA Continuity Schedule**	**If "no", please provide an explanation**
1a	CT 148 True-up of GA Charges based on Actual Non-RPP Volumes - prior year	$ 357,467			
1b	CT 148 True-up of GA Charges based on Actual Non-RPP Volumes - current year	$ (31,519)			
2a	Remove prior year end unbilled to actual revenue differences				
2b	Add current year end unbilled to actual revenue differences				
3a	Significant prior period billing adjustments recorded in current year,				
3b	Significant current period billing adjustments recorded in other year(s),				
4	CT 148 prior period adjustments recorded in the current year,				
5a	IESO Settlement Adjustments - within 24 months of IESO invoice				
5b	IESO Settlement Adjustments - outside of 24 months of IESO invoice				
6	Differences in GA IESO posted rate and rate charged on IESO invoice	$ 5,476			
7	Large customer billing correction	$ (195,818)			
8					
9					
10					

Note 6	**Adjusted Net Change in Principal Balance in the GL**	$ (2,762,233)
	Net Change in Expected GA Balance in the Year Per Analysis	$ (2,763,917)
	Unresolved Difference	$ 1,683
	Unresolved Difference as % of Expected GA Payments to IESO	0.0%

Ontario Energy Board

Account 1588 Reasonability

Note 7 **Account 1588 Reasonability Test**

Year	Account 1588 - RSVA Power				Purchased	Account 1588 as % of Account 4705
	Transactions[1]	Principal Adjustments[2]	Reconciling Items[3]	Total Activity in Calendar Year		
2025	1,583,012	- 1,413,618	-	169,394	129,654,955	0.1%
Cumulative	**1,583,012**	**- 1,413,618**	**-**	**169,394**	**-**	**0.0%**

Notes

1) The transactions should equal the "Transaction" column in the DVA Continuity Schedule. This is also expected to equal the transactions in the general ledger (excluding transactions relating to the removal of approved disposition amounts as that is shown in a separate column in the DVA Continuity Schedule).

2) Principal adjustments should equal the "Principal Adjustments" column in the DVA Continuity Schedule. Principal adjustments adjust the transactions in the general ledger to the amount that should be requested for disposition.

3) Reconciling items represent the items that are recorded in the current period but are related to the prior periods. These items are booked in the GL in the appropriate period and as such do not need to be included in the principal adjustments, however, the reconciling items should be excluded for the purpose of the reasonability test for Account 1588. If applicable, reconciling items and principal adjustments should be identified in Note 7a and 7b below.

Note 7a **Principal Adjustments Breakdown**

	Item	Amount	Explanation
1a	CT 148 True-up of GA Charges based on Actual RPP Volumes - prior year	$ (357,467)	
1b	CT 148 True-up of GA Charges based on Actual RPP Volumes - current year	$ 31,519	
2a	CT 1142/142 true-up adjustment based on actual price and volume - prior year	$ 707,961	
2b	CT 1142/142 true-up adjustment based on actual price and volume - current year	$ (1,795,631)	
3a	Remove prior year end unbilled to actual revenue differences		
3b	Add current year end unbilled to actual revenue differences		
4a	Significant prior period billing adjustments recorded in current year		
4b	Significant current period billing adjustments recorded in other year(s)		
5	Unaccounted for Energy Variance (eg. Variance due to significant understated/overstated line loss factor)		
6			
7			
8			
	Total Principal Adjustments	**$ (1,413,618)**	

Note 7b **Reconciling Items**

	Item	Amount	Explanation
1a	Prior period billing adjustments recorded in current year		
1b	Current period billing adjustments recorded in other year(s)		
2a	Unaccounted for Energy Variance (eg. Variance due to significant understated/overstated line loss factor)		
2b	Other reconciling items		
	Total Reconciling Items	$0	

Ontario Energy Board

Commodity Accounts Analysis Workform - Account 1588 and 1589 Principal Adjustment Reconciliation

Note 8 **Breakdown of principal adjustments included in last approved balance:**

Account 1589 - RSVA Global Adjustment				
	Adjustment Description	Amount	To be reversed in current application?	Explanation if not to be reversed in current application
1	Ga Variance True-Ups	(357,467)	Yes	
2				
3				
4				
5				
6				
7				
8				
	Total	(357,467)		
	Total principal adjustments included in last approved balance	(983,629)		
	Difference	626,162		

Account 1588 - RSVA Power				
	Adjustment Description	Amount	To be Reversed in Current Application?	Explanation if not to be reversed in current application
1	CT 148 true-up of GA Charges based on actual RPP volumes	357,467	Yes	
2	CT 1142/142 true-up based on actuals	(707,961)	Yes	
3				
4				
5				
6				
7				
8				
	Total	(350,494)		
	Total principal adjustments included in last approved balance	(390,266)		
	Difference	39,772		

Note 9 **Principal adjustment reconciliation in current application:**

Notes

1) The "Transaction" column in the DVA Continuity Schedule is to equal the transactions in the general ledger (excluding transactions relating to the removal of approved disposition amounts as that is shown in a separate column in the DVA Continuity Schedule)
2) Any principal adjustments needed to adjust the transactions in the general ledger to the amount that should be requested for disposition should be shown separately in the "Principal Adjustments" column of the DVA Continuity Schedule
3) The "Variance RRR vs. 2025 Balance" column in the DVA Continuity Schedule should equal principal adjustments made in the current disposition period. It should not be impacted by reversals from prior year approved principal adjustments.
4) Principal adjustments to the pro-ration of CT 148 true-ups (i.e. principal adjustment #1 in tables below) are expected to be equal and offsetting between Account 1588 and Account 1589, if not, please explain. If this results in further adjustments to RPP settlements, this should be shown separately as a principal adjustment to CT 1142/142 (i.e. principal adjustment #2 in tables below)

Complete the table below for the current disposition period. Complete a table for each year included in the balance under review in this rate application. The number of tables to be completed is automatically generated based on data provided in the Information Sheet

	Account 1589 - RSVA Global Adjustment			
Year		Adjustment Description	Amount	Year Recorded in GL
2025		*Reversals of prior approved principal adjustments (auto-populated from table above)*		
	1	Ga Variance True-Ups	357,467	2025
	2			
	3			
	4			
	5			
	6			
	7			
	8			
		Total Reversal Principal Adjustments	357,467	
2025		*Current year principal adjustments*		
	1	CT 148 true-up of GA Charges based on actual Non-RPP volumes	(31,519)	2026
	2	Unbilled to actual revenue differences		
	3			
	4			
	5			
	6			
	7			
	8			
		Total Current Year Principal Adjustments	(31,519)	
		Total Principal Adjustments to be Included on DVA Continuity Schedule/Tab 3 - IRM Rate Generator Model	325,949	

	Account 1588 - RSVA Power			
Year		Adjustment Description	Amount	Year Recorded in GL
		Reversals of prior approved principal adjustments (auto-populated from table above)		
	1	CT 148 true-up of GA Charges based on actual RPP volumes	(357,467)	
	2	CT 1142/142 true-up based on actuals	707,961	
	3			
	4			
	5			
	6			
	7			
	8			
		Total Reversal Principal Adjustments	350,494	
		Current year principal adjustments		
	1	CT 148 true-up of GA Charges based on actual RPP volumes	31,519	
	2	CT 1142/142 true-up based on actuals	(1,795,631)	
	3	Unbilled to actual revenue differences		
	4			
	5			
	6			
	7			
	8			
		Total Current Year Principal Adjustments	(1,764,112)	
		Total Principal Adjustments to be Included on DVA Continuity Schedule/Tab 3 - IRM Rate Generator Model	(1,413,618)	

Enova Power Corp.
Kitchener-Wilmot Hydro Rate Zone
TARIFF OF RATES AND CHARGES
Effective and Implementation Date January 1, 2027
This schedule supersedes and replaces all previously approved schedules of Rates, Charges and Loss Factors

EB2026-0033

Enova Power Corp.
Kitchener-Wilmot Hydro Rate Zone
TARIFF OF RATES AND CHARGES
Effective and Implementation Date January 1, 2027
This schedule supersedes and replaces all previously approved schedules of Rates, Charges and Loss Factors

RESIDENTIAL SERVICE CLASSIFICATION

This classification applies to an account taking electricity at 750 volts or less where the electricity is used exclusively in a separate metered living accommodation. Customers shall be residing in single-dwelling units that consist of a detached house or one unit of a semi-detached, duplex, triplex or quadruplex house, with a residential zoning. Separately metered dwellings within a town house complex or apartment building also qualify as residential customers. All customers are single-phase. Class B consumers are defined in accordance with O. Reg. 429/04. Further servicing details are available in the distributor's Conditions of Service.

APPLICATION

The application of these rates and charges shall be in accordance with the Licence of the Distributor and any Code or Order of the Ontario Energy Board, and amendments thereto as approved by the Ontario Energy Board, which may be applicable to the administration of this schedule.

No rates and charges for the distribution of electricity and charges to meet the costs of any work or service done or furnished for the purpose of the distribution of electricity shall be made except as permitted by this schedule, unless required by the Distributor's Licence or a Code or Order of the Ontario Energy Board, and amendments thereto as approved by the Ontario Energy Board, or as specified herein.

Unless specifically noted, this schedule does not contain any charges for the electricity commodity, be it under the Regulated Price Plan, a contract with a retailer or the wholesale market price, as applicable. In addition, the charges in the MONTHLY RATES AND CHARGES - Regulatory Component of this schedule do not apply to a customer that is an embedded wholesale market participant.

It should be noted that this schedule does not list any charges, assessments, or credits that are required by law to be invoiced by a distributor and that are not subject to Ontario Energy Board approval, such as the Global Adjustment and the HST.

MONTHLY RATES AND CHARGES - Delivery Component

Service Charge	$	28.08
Rate Rider for Recovery of Incremental Capital (2027) - effective until December 31, 2032	$	0.40
Smart Metering Entity Charge - effective until December 31, 2027	$	0.42
Rate Rider for Disposition of Global Adjustment Account (2027) - effective until December 31, 2027 Applicable only for Non-RPP Customers	$/kWh	(0.0059)
Rate Rider for Disposition of Deferral/Variance Accounts (2027) - effective until December 31, 2027	$/kWh	(0.0014)
Rate Rider for Disposition of Capacity Based Recovery Account (2027) - effective until December 31, 2027 Applicable only for Class B Customers	$/kWh	0.0005
Retail Transmission Rate - Network Service Rate	$/kWh	0.0114
Retail Transmission Rate - Line and Transformation Connection Service Rate	$/kWh	0.0017

MONTHLY RATES AND CHARGES - Regulatory Component

Wholesale Market Service Rate (WMS) - not including CBR	$/kWh	0.0041
Capacity Based Recovery (CBR) - Applicable for Class B Customers	$/kWh	0.0006
Rural or Remote Electricity Rate Protection Charge (RRRP)	$/kWh	0.0006
Standard Supply Service - Administrative Charge (if applicable)	$	0.25

Enova Power Corp.
Kitchener-Wilmot Hydro Rate Zone
TARIFF OF RATES AND CHARGES
Effective and Implementation Date January 1, 2027
This schedule supersedes and replaces all previously approved schedules of Rates, Charges and Loss Factors

GENERAL SERVICE LESS THAN 50 KW SERVICE CLASSIFICATION

This classification applies to a non residential account taking electricity at 750 volts or less whose average monthly maximum demand is less than, or is forecast to be less than, 50 kW. Class B consumers are defined in accordance with O. Reg. 429/04. Further servicing details are available in the distributor's Conditions of Service.

APPLICATION

The application of these rates and charges shall be in accordance with the Licence of the Distributor and any Code or Order of the Ontario Energy Board, and amendments thereto as approved by the Ontario Energy Board, which may be applicable to the administration of this schedule.

No rates and charges for the distribution of electricity and charges to meet the costs of any work or service done or furnished for the purpose of the distribution of electricity shall be made except as permitted by this schedule, unless required by the Distributor's Licence or a Code or Order of the Ontario Energy Board, and amendments thereto as approved by the Ontario Energy Board, or as specified herein.

Unless specifically noted, this schedule does not contain any charges for the electricity commodity, be it under the Regulated Price Plan, a contract with a retailer or the wholesale market price, as applicable. In addition, the charges in the MONTHLY RATES AND CHARGES - Regulatory Component of this schedule do not apply to a customer that is an embedded wholesale market participant.

It should be noted that this schedule does not list any charges, assessments, or credits that are required by law to be invoiced by a distributor and that are not subject to Ontario Energy Board approval, such as the Global Adjustment and the HST.

MONTHLY RATES AND CHARGES - Delivery Component

Service Charge	$	34.36
Rate Rider for Recovery of Incremental Capital (2027) - effective until December 31, 2032	$	0.50
Smart Metering Entity Charge - effective until December 31, 2027	$	0.42
Distribution Volumetric Rate	$/kWh	0.0164
Rate Rider for Disposition of Global Adjustment Account (2027) - effective until December 31, 2027 Applicable only for Non-RPP Customers	$/kWh	(0.0059)
Rate Rider for Disposition of Deferral/Variance Accounts (2027) - effective until December 31, 2027	$/kWh	(0.0014)
Rate Rider for Disposition of Capacity Based Recovery Account (2027) - effective until December 31, 2027 Applicable only for Class B Customers	$/kWh	0.0005
Rate Rider for Recovery of Incremental Capital (2027) - effective until December 31, 2032	$/kWh	0.0002
Retail Transmission Rate - Network Service Rate	$/kWh	0.0099
Retail Transmission Rate - Line and Transformation Connection Service Rate	$/kWh	0.0016

MONTHLY RATES AND CHARGES - Regulatory Component

Wholesale Market Service Rate (WMS) - not including CBR	$/kWh	0.0041
Capacity Based Recovery (CBR) - Applicable for Class B Customers	$/kWh	0.0006
Rural or Remote Electricity Rate Protection Charge (RRRP)	$/kWh	0.0006
Standard Supply Service - Administrative Charge (if applicable)	$	0.25

Enova Power Corp.
Kitchener-Wilmot Hydro Rate Zone
TARIFF OF RATES AND CHARGES
Effective and Implementation Date January 1, 2027
This schedule supersedes and replaces all previously approved schedules of Rates, Charges and Loss Factors

GENERAL SERVICE 50 TO 4,999 KW SERVICE CLASSIFICATION

This classification applies to a non residential account whose average monthly maximum demand used for billing purposes is equal to or greater than, or is forecast to be equal to or greater than, 50 kW but less than 5,000 kW. Note that for the application of the Retail Transmission Rate - Network Service Rate and the Retail Transmission Rate - Line and Transformation Connection Service Rate the following sub-classifications apply: General Service 50 to 999 kW non-interval metered, General Service 50 to 999 kW interval metered and General Service 1,000 to 4,999 kW interval metered. Class A and Class B consumers are defined in accordance with O. Reg. 429/04. Further servicing details are available in the distributor's Conditions of Service.

APPLICATION

The application of these rates and charges shall be in accordance with the Licence of the Distributor and any Code or Order of the Ontario Energy Board, and amendments thereto as approved by the Ontario Energy Board, which may be applicable to the administration of this schedule.

No rates and charges for the distribution of electricity and charges to meet the costs of any work or service done or furnished for the purpose of the distribution of electricity shall be made except as permitted by this schedule, unless required by the Distributor’s Licence or a Code or Order of the Ontario Energy Board, and amendments thereto as approved by the Ontario Energy Board, or as specified herein.

Unless specifically noted, this schedule does not contain any charges for the electricity commodity, be it under the Regulated Price Plan, a contract with a retailer or the wholesale market price, as applicable. In addition, the charges in the MONTHLY RATES AND CHARGES - Regulatory Component of this schedule do not apply to a customer that is an embedded wholesale market participant.

If included in the following listing of monthly rates and charges, the rate rider for the disposition of WMS - Sub-account CBR Class B is not applicable to wholesale market participants (WMP), customers that transitioned between Class A and Class B during the variance account accumulation period, or to customers that were in Class A for the entire period. Customers who transitioned are to be charged or refunded their share of the variance disposed through customer specific billing adjustments. This rate rider is to be consistently applied for the entire period to the sunset date of the rate rider. In addition, this rate rider is applicable to all new Class B customers.

If included in the following listing of monthly rates and charges, the rate rider for the disposition of Global Adjustment is only applicable to non-RPP Class B customers. It is not applicable to WMP, customers that transitioned between Class A and Class B during the variance account accumulation period, or to customers that were in Class A for the entire period. Customers who transitioned are to be charged or refunded their share of the variance disposed through customer specific billing adjustments. This rate rider is to be consistently applied for the entire period to the sunset date of the rate rider. In addition, this rate rider is applicable to all new non-RPP Class B customers.

It should be noted that this schedule does not list any charges, assessments, or credits that are required by law to be invoiced by a distributor and that are not subject to Ontario Energy Board approval, such as the Global Adjustment and the HST.

MONTHLY RATES AND CHARGES - Delivery Component

Enova Power Corp.
Kitchener-Wilmot Hydro Rate Zone
TARIFF OF RATES AND CHARGES
Effective and Implementation Date January 1, 2027
This schedule supersedes and replaces all previously approved schedules of Rates, Charges and Loss Factors

Service Charge	$	228.96
Rate Rider for Recovery of Incremental Capital (2027) - effective until December 31, 2032	$	3.30
Distribution Volumetric Rate	$/kW	5.8944
Rate Rider for Disposition of Global Adjustment Account (2027) - effective until December 31, 2027 Applicable only for Non-RPP Customers	$/kWh	(0.0059)
Rate Rider for Disposition of Deferral/Variance Accounts (2027) - effective until December 31, 2027 Applicable only for Non-Wholesale Market Participants	$/kW	(0.6807)
Rate Rider for Disposition of Deferral/Variance Accounts (2027) - effective until December 31, 2027	$/kW	0.1572
Rate Rider for Disposition of Capacity Based Recovery Account (2027) - effective until December 31, 2027 Applicable only for Class B Customers	$/kW	0.1869
Rate Rider for Recovery of Incremental Capital (2027) - effective until December 31, 2032	$/kW	0.0850
Retail Transmission Rate - Network Service Rate	$/kW	5.2198
Retail Transmission Rate - Network Service Rate - EV CHARGING	$/kW	0.8874
Retail Transmission Rate - Line and Transformation Connection Service Rate	$/kW	0.9293
Retail Transmission Rate - Line and Transformation Connection Service Rate - EV CHARGING	$/kW	0.1580

MONTHLY RATES AND CHARGES - Regulatory Component

Wholesale Market Service Rate (WMS) - not including CBR	$/kWh	0.0041
Capacity Based Recovery (CBR) - Applicable for Class B Customers	$/kWh	0.0006
Rural or Remote Electricity Rate Protection Charge (RRRP)	$/kWh	0.0006
Standard Supply Service - Administrative Charge (if applicable)	$	0.25

Enova Power Corp.
Kitchener-Wilmot Hydro Rate Zone
TARIFF OF RATES AND CHARGES
Effective and Implementation Date January 1, 2027
This schedule supersedes and replaces all previously approved schedules of Rates, Charges and Loss Factors

LARGE USE SERVICE CLASSIFICATION

This classification applies to an account whose average monthly maximum demand used for billing purposes is equal to or greater than, or is forecast to be equal to or greater than, 5,000 kW. Class A and Class B consumers are defined in accordance with O. Reg. 429/04. Further servicing details are available in the distributor's Conditions of Service.

APPLICATION

The application of these rates and charges shall be in accordance with the Licence of the Distributor and any Code or Order of the Ontario Energy Board, and amendments thereto as approved by the Ontario Energy Board, which may be applicable to the administration of this schedule.

No rates and charges for the distribution of electricity and charges to meet the costs of any work or service done or furnished for the purpose of the distribution of electricity shall be made except as permitted by this schedule, unless required by the Distributor's Licence or a Code or Order of the Ontario Energy Board, and amendments thereto as approved by the Ontario Energy Board, or as specified herein.

Unless specifically noted, this schedule does not contain any charges for the electricity commodity, be it under the Regulated Price Plan, a contract with a retailer or the wholesale market price, as applicable. In addition, the charges in the MONTHLY RATES AND CHARGES - Regulatory Component of this schedule do not apply to a customer that is an embedded wholesale market participant.

It should be noted that this schedule does not list any charges, assessments, or credits that are required by law to be invoiced by a distributor and that are not subject to Ontario Energy Board approval, such as the Global Adjustment and the HST.

MONTHLY RATES AND CHARGES - Delivery Component

Service Charge	$	21,296.01
Distribution Volumetric Rate	$/kW	1.9559
Retail Transmission Rate - Network Service Rate - Interval Metered	$/kW	0.0000
Retail Transmission Rate - Line and Transformation Connection Service Rate - Interval Metered	$/kW	0.0000

MONTHLY RATES AND CHARGES - Regulatory Component

Wholesale Market Service Rate (WMS) - not including CBR	$/kWh	0.0041
Capacity Based Recovery (CBR) - Applicable for Class B Customers	$/kWh	0.0006
Rural or Remote Electricity Rate Protection Charge (RRRP)	$/kWh	0.0006
Standard Supply Service - Administrative Charge (if applicable)	$	0.25

Enova Power Corp.
Kitchener-Wilmot Hydro Rate Zone
TARIFF OF RATES AND CHARGES
Effective and Implementation Date January 1, 2027
This schedule supersedes and replaces all previously approved schedules of Rates, Charges and Loss Factors

UNMETERED SCATTERED LOAD SERVICE CLASSIFICATION

This classification applies to an account taking electricity at 750 volts or less whose average monthly maximum demand is less than, or is forecast to be less than, 50 kW and the consumption is unmetered. Such connections include cable TV power packs, bus shelters, telephone booths, traffic lights, railway crossings, etc. The level of the consumption will be agreed to by the distributor and the customer, based on detailed manufacturer information/ documentation with regard to electrical consumption of the unmetered load or periodic monitoring of actual consumption. Class B consumers are defined in accordance with O. Reg. 429/04. Further servicing details are available in the distributor's Conditions of Service.

APPLICATION

The application of these rates and charges shall be in accordance with the Licence of the Distributor and any Code or Order of the Ontario Energy Board, and amendments thereto as approved by the Ontario Energy Board, which may be applicable to the administration of this schedule.

No rates and charges for the distribution of electricity and charges to meet the costs of any work or service done or furnished for the purpose of the distribution of electricity shall be made except as permitted by this schedule, unless required by the Distributor's Licence or a Code or Order of the Ontario Energy Board, and amendments thereto as approved by the Ontario Energy Board, or as specified herein.

Unless specifically noted, this schedule does not contain any charges for the electricity commodity, be it under the Regulated Price Plan, a contract with a retailer or the wholesale market price, as applicable. In addition, the charges in the MONTHLY RATES AND CHARGES - Regulatory Component of this schedule do not apply to a customer that is an embedded wholesale market participant.

It should be noted that this schedule does not list any charges, assessments, or credits that are required by law to be invoiced by a distributor and that are not subject to Ontario Energy Board approval, such as the Global Adjustment and the HST.

MONTHLY RATES AND CHARGES - Delivery Component

Service Charge (per connection)	$	9.22
Rate Rider for Recovery of Incremental Capital (2027) - effective until December 31, 2032	$	0.13
Distribution Volumetric Rate	$/kWh	0.0179
Rate Rider for Disposition of Capacity Based Recovery Account (2027) - effective until December 31, 2027 Applicable only for Class B Customers	$/kWh	0.0005
Rate Rider for Disposition of Deferral/Variance Accounts (2027) - effective until December 31, 2027	$/kWh	(0.0014)
Rate Rider for Recovery of Incremental Capital (2027) - effective until December 31, 2032	$/kWh	0.0003
Retail Transmission Rate - Network Service Rate	$/kWh	0.0099
Retail Transmission Rate - Line and Transformation Connection Service Rate	$/kWh	0.0016

MONTHLY RATES AND CHARGES - Regulatory Component

Wholesale Market Service Rate (WMS) - not including CBR	$/kWh	0.0041
Capacity Based Recovery (CBR) - Applicable for Class B Customers	$/kWh	0.0006
Rural or Remote Electricity Rate Protection Charge (RRRP)	$/kWh	0.0006
Standard Supply Service - Administrative Charge (if applicable)	$	0.25

Enova Power Corp.
Kitchener-Wilmot Hydro Rate Zone
TARIFF OF RATES AND CHARGES
Effective and Implementation Date January 1, 2027
This schedule supersedes and replaces all previously approved schedules of Rates, Charges and Loss Factors

STREET LIGHTING SERVICE CLASSIFICATION

This classification applies to an account for roadway lighting with a Municipality, Regional Municipality, Ministry of Transportation and private roadway lighting, controlled by photo cells. The consumption for these customers will be based on the calculated connected load times the required lighting times established in the approved Ontario Energy Board street lighting load shape template. Class B consumers are defined in accordance with O. Reg. 429/04. Further servicing details are available in the distributor's Conditions of Service.

APPLICATION

The application of these rates and charges shall be in accordance with the Licence of the Distributor and any Code or Order of the Ontario Energy Board, and amendments thereto as approved by the Ontario Energy Board, which may be applicable to the administration of this schedule.

No rates and charges for the distribution of electricity and charges to meet the costs of any work or service done or furnished for the purpose of the distribution of electricity shall be made except as permitted by this schedule, unless required by the Distributor's Licence or a Code or Order of the Ontario Energy Board, and amendments thereto as approved by the Ontario Energy Board, or as specified herein.

Unless specifically noted, this schedule does not contain any charges for the electricity commodity, be it under the Regulated Price Plan, a contract with a retailer or the wholesale market price, as applicable. In addition, the charges in the MONTHLY RATES AND CHARGES - Regulatory Component of this schedule do not apply to a customer that is an embedded wholesale market participant.

It should be noted that this schedule does not list any charges, assessments, or credits that are required by law to be invoiced by a distributor and that are not subject to Ontario Energy Board approval, such as the Global Adjustment and the HST.

MONTHLY RATES AND CHARGES - Delivery Component

Service Charge	$	0.86
Rate Rider for Recovery of Incremental Capital (2027) - effective until December 31, 2032	$	0.01
Distribution Volumetric Rate	$/kW	5.7994
Rate Rider for Disposition of Global Adjustment Account (2027) - effective until December 31, 2027 Applicable only for Non-RPP Customers	$/kWh	(0.0059)
Rate Rider for Disposition of Deferral/Variance Accounts (2027) - effective until December 31, 2027	$/kW	(0.4879)
Rate Rider for Disposition of Capacity Based Recovery Account (2027) - effective until December 31, 2027 Applicable only for Class B Customers	$/kW	0.1782
Rate Rider for Recovery of Incremental Capital (2027) - effective until December 31, 2032	$/kW	0.0836
Retail Transmission Rate - Network Service Rate	$/kW	3.1742
Retail Transmission Rate - Line and Transformation Connection Service Rate	$/kW	0.5656

MONTHLY RATES AND CHARGES - Regulatory Component

Wholesale Market Service Rate (WMS) - not including CBR	$/kWh	0.0041
Capacity Based Recovery (CBR) - Applicable for Class B Customers	$/kWh	0.0006
Rural or Remote Electricity Rate Protection Charge (RRRP)	$/kWh	0.0006
Standard Supply Service - Administrative Charge (if applicable)	$	0.25

Enova Power Corp.
Kitchener-Wilmot Hydro Rate Zone
TARIFF OF RATES AND CHARGES
Effective and Implementation Date January 1, 2027
This schedule supersedes and replaces all previously approved schedules of Rates, Charges and Loss Factors

EMBEDDED DISTRIBUTOR SERVICE CLASSIFICATION

This classification applies to an electricity distributor licensed by the Ontario Energy Board that is provided electricity by means of this distributor's facilities. Further servicing details are available in the distributor's Conditions of Service.

APPLICATION

The application of these rates and charges shall be in accordance with the Licence of the Distributor and any Code or Order of the Ontario Energy Board, and amendments thereto as approved by the Ontario Energy Board, which may be applicable to the administration of this schedule.

No rates and charges for the distribution of electricity and charges to meet the costs of any work or service done or furnished for the purpose of the distribution of electricity shall be made except as permitted by this schedule, unless required by the Distributor's Licence or a Code or Order of the Ontario Energy Board, and amendments thereto as approved by the Ontario Energy Board, or as specified herein.

Unless specifically noted, this schedule does not contain any charges for the electricity commodity, be it under the Regulated Price Plan, a contract with a retailer or the wholesale market price, as applicable.

It should be noted that this schedule does not list any charges, assessments, or credits that are required by law to be invoiced by a distributor and that are not subject to Ontario Energy Board approval, such as the Global Adjustment and the HST.

MONTHLY RATES AND CHARGES - Delivery Component

Rate Rider for Disposition of Deferral/Variance Accounts (2027) - effective until December 31, 2027	$/kW	0.1765
Monthly Distribution Wheeling Service Rate - Dedicated LV Line	$/kW	3.0212
Retail Transmission Rate - Network Service Rate	$/kW	4.9217
Retail Transmission Rate - Line and Transformation Connection Service Rate	$/kW	0.8765

Enova Power Corp.
Kitchener-Wilmot Hydro Rate Zone
TARIFF OF RATES AND CHARGES
Effective and Implementation Date January 1, 2027
This schedule supersedes and replaces all previously approved schedules of Rates, Charges and Loss Factors

microFIT SERVICE CLASSIFICATION

This classification applies to an electricity generation facility contracted under the Independent Electricity System Operator's microFIT program and connected to the distributor's distribution system. Further servicing details are available in the distributor's Condition of Service.

APPLICATION

The application of these rates and charges shall be in accordance with the Licence of the Distributor and any Code or Order of the Ontario Energy Board, and amendments thereto as approved by the Ontario Energy Board, which may be applicable to the administration of this schedule.

No rates and charges for the distribution of electricity and charges to meet the costs of any work or service done or furnished for the purpose of the distribution of electricity shall be made except as permitted by this schedule, unless required by the Distributor’s Licence or a Code or Order of the Ontario Energy Board, and amendments thereto as approved by the Ontario Energy Board, or as specified herein.

Unless specifically noted, this schedule does not contain any charges for the electricity commodity, be it under the Regulated Price Plan, a contract with a retailer or the wholesale market price, as applicable.

It should be noted that this schedule does not list any charges, assessments, or credits that are required by law to be invoiced by a distributor and that are not subject to Ontario Energy Board approval, such as the Global Adjustment and the HST.

MONTHLY RATES AND CHARGES - Delivery Component

Service Charge	$	5.00

Enova Power Corp.
Kitchener-Wilmot Hydro Rate Zone
TARIFF OF RATES AND CHARGES
Effective and Implementation Date January 1, 2027
This schedule supersedes and replaces all previously approved schedules of Rates, Charges and Loss Factors

STANDBY POWER SERVICE CLASSIFICATION

This classification applies to an account with load displacement facilities that contracts with the distributor to provide emergency standby power when its load displacement facilities are not in operation. The level of the billing demand will be agreed to by the distributor and the customer, based on detailed manufacturer information/documentation such as name-plate rating of the load displacement facility. Further servicing details are available in the distributor's Conditions of Service.

APPLICATION

The application of these rates and charges shall be in accordance with the Licence of the Distributor and any Code or Order of the Ontario Energy Board, and amendments thereto as approved by the Ontario Energy Board, which may be applicable to the administration of this schedule.

No rates and charges for the distribution of electricity and charges to meet the costs of any work or service done or furnished for the purpose of the distribution of electricity shall be made except as permitted by this schedule, unless required by the Distributor's Licence or a Code or Order of the Ontario Energy Board, and amendments thereto as approved by the Ontario Energy Board, or as specified herein.

Unless specifically noted, this schedule does not contain any charges for the electricity commodity, be it under the Regulated Price Plan, a contract with a retailer or the wholesale market price, as applicable.

It should be noted that this schedule does not list any charges, assessments, or credits that are required by law to be invoiced by a distributor and that are not subject to Ontario Energy Board approval, such as the Global Adjustment and the HST.

MONTHLY RATES AND CHARGES - Delivery Component - Approved on a Final Basis

Standby Charge - for a month where standby power is not provided, the charge is based on the applicable General Service 50 to 4,999 kW or Large use Distribution Volumetric Charge applied to the contracted amount (e.g. nameplate rating of generation facility).

ALLOWANCES

Transformer Allowance for Ownership - per kW of billing demand/month	$/kW	(0.60)
Primary Metering Allowance for Transformer Losses - applied to measured demand & energy	%	(1.00)

SPECIFIC SERVICE CHARGES

APPLICATION

The application of these rates and charges shall be in accordance with the Licence of the Distributor and any Code or Order of the Ontario Energy Board, and amendments thereto as approved by the Ontario Energy Board, which may be applicable to the administration of this schedule.

No charges to meet the costs of any work or service done or furnished for the purpose of the distribution of electricity shall be made except as permitted by this schedule, unless required by the Distributor's Licence or a Code or Order of the Ontario Energy Board, and amendments thereto as approved by the Ontario Energy Board, or as specified herein.

Enova Power Corp.
Kitchener-Wilmot Hydro Rate Zone
TARIFF OF RATES AND CHARGES
Effective and Implementation Date January 1, 2027
This schedule supersedes and replaces all previously approved schedules of Rates, Charges and Loss Factors

It should be noted that this schedule does not list any charges, assessments, or credits that are required by law to be invoiced by a distributor and that are not subject to Ontario Energy Board approval, such as the Global Adjustment and the HST.

Customer Administration

Returned cheque (plus bank charges)	$	15.00
Account set up charge/change of occupancy charge (plus credit agency costs if applicable)	$	20.00
Meter dispute charge plus Measurement Canada fees (if meter found correct)	$	30.00

Non-Payment of Account

Late payment - per month (effective annual rate 19.56% per annum or 0.04896% compounded daily rate)	%	1.50
Reconnection at meter - during regular hours	$	65.00
Reconnection at meter - after regular hours	$	185.00
Reconnection at pole - during regular hours	$	95.00

Other

Meter removal without authorization	$	355.00
Service call - after regular hours	$	105.00
Specific charge for access to the power poles - $/pole/year (with the exception of wireless attachments)	$	41.81

RETAIL SERVICE CHARGES (if applicable)

APPLICATION

The application of these rates and charges shall be in accordance with the Licence of the Distributor and any Code or Order of the Ontario Energy Board, and amendments thereto as approved by the Ontario Energy Board, which may be applicable to the administration of this schedule.

No rates and charges for the distribution of electricity and charges to meet the costs of any work or service done or furnished for the purpose of the distribution of electricity shall be made except as permitted by this schedule, unless required by the Distributor's Licence or a Code or Order of the Ontario Energy Board, and amendments thereto as approved by the Ontario Energy Board, or as specified herein.

Unless specifically noted, this schedule does not contain any charges for the electricity commodity, be it under the Regulated Price Plan, a contract with a retailer or the wholesale market price, as applicable.

It should be noted that this schedule does not list any charges, assessments, or credits that are required by law to be invoiced by a distributor and that are not subject to Ontario Energy Board approval, such as the Global Adjustment and the HST.

Retail Service Charges refer to services provided by a distributor to retailers or customers related to the supply of competitive electricity.

One-time charge, per retailer, to establish the service agreement between the distributor and the retailer	$	129.49
Monthly fixed charge, per retailer	$	51.80
Monthly variable charge, per customer, per retailer	$/cust.	1.28
Distributor-consolidated billing monthly charge, per customer, per retailer	$/cust.	0.76
Retailer-consolidated billing monthly credit, per customer, per retailer	$/cust.	(0.76)
Service Transaction Requests (STR)		
Request fee, per request, applied to the requesting party	$	0.65

Enova Power Corp.
Kitchener-Wilmot Hydro Rate Zone
TARIFF OF RATES AND CHARGES
Effective and Implementation Date January 1, 2027
This schedule supersedes and replaces all previously approved schedules of Rates, Charges and Loss Factors

Processing fee, per request, applied to the requesting party	$	1.28
Request for customer information as outlined in Section 10.6.3 and Chapter 11 of the Retail Settlement Code directly to retailers and customers, if not delivered electronically through the Electronic Business Transaction (EBT) system, applied to the requesting party		
Up to twice a year	$	no charge
More than twice a year, per request (plus incremental delivery costs)	$	5.18
Notice of Switch letter charge, per letter (unless the distributor has opted out of applying the charge as per the Ontario Energy Board's Decision and Order EB-2015-0304, issued on February 14, 2019)	$	2.59

LOSS FACTORS

If the distributor is not capable of prorating changed loss factors jointly with distribution rates, the revised loss factors will be implemented upon the first subsequent billing for each billing cycle.

Total Loss Factor - Secondary Metered Customer < 5,000 kW	1.035
Total Loss Factor - Secondary Metered Customer > 5,000 kW	1.0154
Total Loss Factor - Primary Metered Customer < 5,000 kW	1.0226
Total Loss Factor - Primary Metered Customer > 5,000 kW	1.0053

Enova Power Corp.
Kitchener-Wilmot Hydro Rate Zone
TARIFF OF RATES AND CHARGES
Effective and Implementation Date January 1, 2027
This schedule supersedes and replaces all previously approved schedules of Rates, Charges and Loss Factors

No charges to meet the costs of any work or service done or furnished for the purpose of the distribution of electricity shall be made except as permitted by this schedule, unless required by the Distributor's Licence or a Code or Order of the Ontario Energy Board, and amendments thereto as approved by the Ontario Energy Board, or as specified herein.

It should be noted that this schedule does not list any charges, assessments, or credits that are required by law to be invoiced by a distributor and that are not subject to Ontario Energy Board approval, such as the Global Adjustment and the HST.

Customer Administration

Returned cheque (plus bank charges)	$	15.00
Account set up charge/change of occupancy charge (plus credit agency costs if applicable)	$	20.00
Meter dispute charge plus Measurement Canada fees (if meter found correct)	$	30.00

Non-Payment of Account

Late payment - per month (effective annual rate 19.56% per annum or 0.04896% compounded daily rate)	%	1.50
Reconnection at meter - during regular hours	$	65.00
Reconnection at meter - after regular hours	$	185.00
Reconnection at pole - during regular hours	$	95.00

Other

Meter removal without authorization	$	355.00
Service call - after regular hours	$	105.00
Specific charge for access to the power poles - $/pole/year (with the exception of wireless attachments)	$	41.81

RETAIL SERVICE CHARGES (if applicable)

APPLICATION

The application of these rates and charges shall be in accordance with the Licence of the Distributor and any Code or Order of the Ontario Energy Board, and amendments thereto as approved by the Ontario Energy Board, which may be applicable to the administration of this schedule.

No rates and charges for the distribution of electricity and charges to meet the costs of any work or service done or furnished for the purpose of the distribution of electricity shall be made except as permitted by this schedule, unless required by the Distributor's Licence or a Code or Order of the Ontario Energy Board, and amendments thereto as approved by the Ontario Energy Board, or as specified herein.

Unless specifically noted, this schedule does not contain any charges for the electricity commodity, be it under the Regulated Price Plan, a contract with a retailer or the wholesale market price, as applicable.

It should be noted that this schedule does not list any charges, assessments, or credits that are required by law to be invoiced by a distributor and that are not subject to Ontario Energy Board approval, such as the Global Adjustment and the HST.

Enova Power Corp.
Kitchener-Wilmot Hydro Rate Zone
TARIFF OF RATES AND CHARGES
Effective and Implementation Date January 1, 2027
This schedule supersedes and replaces all previously approved schedules of Rates, Charges and Loss Factors

Retail Service Charges refer to services provided by a distributor to retailers or customers related to the supply of competitive electricity.

One-time charge, per retailer, to establish the service agreement between the distributor and the retailer	$	129.49
Monthly fixed charge, per retailer	$	51.80
Monthly variable charge, per customer, per retailer	$/cust.	1.28
Distributor-consolidated billing monthly charge, per customer, per retailer	$/cust.	0.76
Retailer-consolidated billing monthly credit, per customer, per retailer	$/cust.	(0.76)
Service Transaction Requests (STR)		
Request fee, per request, applied to the requesting party	$	0.65
Processing fee, per request, applied to the requesting party	$	1.28
Request for customer information as outlined in Section 10.6.3 and Chapter 11 of the Retail Settlement Code directly to retailers and customers, if not delivered electronically through the Electronic Business Transaction (EBT) system, applied to the requesting party		
Up to twice a year	$	no charge
More than twice a year, per request (plus incremental delivery costs)	$	5.18
Notice of Switch letter charge, per letter (unless the distributor has opted out of applying the charge as per the Ontario Energy Board's Decision and Order EB-2015-0304, issued on February 14, 2019)	$	2.59

LOSS FACTORS

If the distributor is not capable of prorating changed loss factors jointly with distribution rates, the revised loss factors will be implemented upon the first subsequent billing for each billing cycle.

Total Loss Factor - Secondary Metered Customer < 5,000 kW	1.035
Total Loss Factor - Secondary Metered Customer > 5,000 kW	1.0154
Total Loss Factor - Primary Metered Customer < 5,000 kW	1.0226
Total Loss Factor - Primary Metered Customer > 5,000 kW	1.0053

Enova Power Corp.
Waterloo North Rate Zone
TARIFF OF RATES AND CHARGES
Effective and Implementation Date January 1, 2027
This schedule supersedes and replaces all previously approved schedules of Rates, Charges and Loss Factors

EB-2026-0033

Enova Power Corp.
Waterloo North Rate Zone
TARIFF OF RATES AND CHARGES
Effective and Implementation Date January 1, 2027
This schedule supersedes and replaces all previously approved schedules of Rates, Charges and Loss Factors

RESIDENTIAL SERVICE CLASSIFICATION

This classification applies to an account taking electricity at 750 volts or less where the electricity is used exclusively in a separate metered living accommodation. Customers shall be residing in single-dwelling units that consist of a detached house or one unit of a semi-detached, duplex, triplex or quadruplex house, with a residential zoning. Separately metered dwellings within a town house complex or apartment building also qualify as residential customers. All customers are single-phase. Class B consumers are defined in accordance with O. Reg. 429/04. Further servicing details are available in the distributor's Conditions of Service.

APPLICATION

The application of these rates and charges shall be in accordance with the Licence of the Distributor and any Code or Order of the Ontario Energy Board, and amendments thereto as approved by the Ontario Energy Board, which may be applicable to the administration of this schedule.

No rates and charges for the distribution of electricity and charges to meet the costs of any work or service done or furnished for the purpose of the distribution of electricity shall be made except as permitted by this schedule, unless required by the Distributor's Licence or a Code or Order of the Ontario Energy Board, and amendments thereto as approved by the Ontario Energy Board, or as specified herein.

Unless specifically noted, this schedule does not contain any charges for the electricity commodity, be it under the Regulated Price Plan, a contract with a retailer or the wholesale market price, as applicable.In addition, the charges in the MONTHLY RATES AND CHARGES - Regulatory Component of this schedule do not apply to a customer that is an embedded wholesale market participant.

It should be noted that this schedule does not list any charges, assessments or credits that are required by law to be invoiced by a distributor and that are not subject to Ontario Energy Board approval, such as the Global Adjustment and the HST.

MONTHLY RATES AND CHARGES - Delivery Component

Service Charge	$	39.96
Rate Rider for Recovery of Incremental Capital (2027) - effective until December 31, 2032	$	0.39
Smart Metering Entity Charge - effective until December 31, 2027	$	0.42
Low Voltage Service Rate	$/kWh	0.0004
Rate Rider for Disposition of Global Adjustment Account (2027) - effective until December 31, 2027 Applicable only for Non-RPP Customers	$/kWh	(0.0061)
Rate Rider for Disposition of Deferral/Variance Accounts (2027) - effective until December 31, 2027	$/kWh	(0.0015)
Rate Rider for Disposition of Capacity Based Recovery Account (2027) - effective until December 31, 2027 Applicable only for Class B Customers	$/kWh	0.0005
Retail Transmission Rate - Network Service Rate	$/kWh	0.0116
Retail Transmission Rate - Line and Transformation Connection Service Rate	$/kWh	0.0029

MONTHLY RATES AND CHARGES - Regulatory Component

Wholesale Market Service Rate (WMS) - not including CBR	$/kWh	0.0041
Capacity Based Recovery (CBR) - Applicable for Class B Customers	$/kWh	0.0006
Rural or Remote Electricity Rate Protection Charge (RRRP)	$/kWh	0.0006
Standard Supply Service - Administrative Charge (if applicable)	$	0.25

Enova Power Corp.
Waterloo North Rate Zone
TARIFF OF RATES AND CHARGES
Effective and Implementation Date January 1, 2027
This schedule supersedes and replaces all previously approved schedules of Rates, Charges and Loss Factors

GENERAL SERVICE LESS THAN 50 KW SERVICE CLASSIFICATION

This classification applies to a non residential account taking electricity at 750 volts or less whose average monthly maximum demand is less than, or is forecast to be less than, 50 kW. Class B consumers are defined in accordance with O. Reg. 429/04. Further servicing details are available in the distributor's Conditions of Service.

APPLICATION

The application of these rates and charges shall be in accordance with the Licence of the Distributor and any Code or Order of the Ontario Energy Board, and amendments thereto as approved by the Ontario Energy Board, which may be applicable to the administration of this schedule.

No rates and charges for the distribution of electricity and charges to meet the costs of any work or service done or furnished for the purpose of the distribution of electricity shall be made except as permitted by this schedule, unless required by the Distributor's Licence or a Code or Order of the Ontario Energy Board, and amendments thereto as approved by the Ontario Energy Board, or as specified herein.

Unless specifically noted, this schedule does not contain any charges for the electricity commodity, be it under the Regulated Price Plan, a contract with a retailer or the wholesale market price, as applicable.In addition, the charges in the MONTHLY RATES AND CHARGES - Regulatory Component of this schedule do not apply to a customer that is an embedded wholesale market participant.

It should be noted that this schedule does not list any charges, assessments or credits that are required by law to be invoiced by a distributor and that are not subject to Ontario Energy Board approval, such as the Global Adjustment and the HST.

MONTHLY RATES AND CHARGES - Delivery Component

Service Charge	$	33.71
Rate Rider for Recovery of Incremental Capital (2027) - effective until December 31, 2032	$	0.34
Smart Metering Entity Charge - effective until December 31, 2027	$	0.42
Distribution Volumetric Rate	$/kWh	0.0237
Low Voltage Service Rate	$/kWh	0.0004
Rate Rider for Disposition of Global Adjustment Account (2027) - effective until December 31, 2027 Applicable only for Non-RPP Customers	$/kWh	(0.0061)
Rate Rider for Disposition of Deferral/Variance Accounts (2027) - effective until December 31, 2027	$/kWh	(0.0015)
Rate Rider for Disposition of Capacity Based Recovery Account (2027) - effective until December 31, 2027 Applicable only for Class B Customers	$/kWh	0.0005
Rate Rider for Recovery of Incremental Capital (2027) - effective until December 31, 2032	$/kWh	0.0002
Retail Transmission Rate - Network Service Rate	$/kWh	0.0108
Retail Transmission Rate - Line and Transformation Connection Service Rate	$/kWh	0.0027

MONTHLY RATES AND CHARGES - Regulatory Component

Wholesale Market Service Rate (WMS) - not including CBR	$/kWh	0.0041
Capacity Based Recovery (CBR) - Applicable for Class B Customers	$/kWh	0.0006
Rural or Remote Electricity Rate Protection Charge (RRRP)	$/kWh	0.0006
Standard Supply Service - Administrative Charge (if applicable)	$	0.25

Enova Power Corp.
Waterloo North Rate Zone
TARIFF OF RATES AND CHARGES
Effective and Implementation Date January 1, 2027
This schedule supersedes and replaces all previously approved schedules of Rates, Charges and Loss Factors

GENERAL SERVICE 50 TO 4,999 KW SERVICE CLASSIFICATION

This classification applies to a non residential account whose average monthly maximum demand used for billing purposes is equal to or greater than, or is forecast to be equal to or greater than, 50 kW but less than 5,000 kW. Class A and Class B consumers are defined in accordance with O. Reg. 429/04. Further servicing details are available in the distributor's Conditions of Service. Note that for the application of the Retail Transmission Rate - Network Service Rate and the Retail Transmission Rate - Line and Transformation Connection Service Rate the following sub-classifications apply:General Service 50 to 999 kW non-interval metered; General Service 50 to 999 kW interval metered; and General Service 1,000 to 4,999 kW interval metered.

APPLICATION

The application of these rates and charges shall be in accordance with the Licence of the Distributor and any Code or Order of the Ontario Energy Board, and amendments thereto as approved by the Ontario Energy Board, which may be applicable to the administration of this schedule.

No rates and charges for the distribution of electricity and charges to meet the costs of any work or service done or furnished for the purpose of the distribution of electricity shall be made except as permitted by this schedule, unless required by the Distributor's Licence or a Code or Order of the Ontario Energy Board, and amendments thereto as approved by the Ontario Energy Board, or as specified herein.

Unless specifically noted, this schedule does not contain any charges for the electricity commodity, be it under the Regulated Price Plan, a contract with a retailer or the wholesale market price, as applicable.In addition, the charges in the MONTHLY RATES AND CHARGES - Regulatory Component of this schedule do not apply to a customer that is an embedded wholesale market participant.

If included in the following listing of monthly rates and charges, the rate rider for the disposition of WMS - Sub-account CBR Class B is not applicable to wholesale market participants (WMP), customers that transitioned between Class A and Class B during the variance account accumulation period, or to customers that were in Class A for the entire period. Customers who transitioned are to be charged or refunded their share of the variance disposed through customer specific billing adjustments. This rate rider is to be consistently applied for the entire period to the sunset date of the rate rider. In addition, this rate rider is applicable to all new Class B customers.

If included in the following listing of monthly rates and charges, the rate rider for the disposition of Global Adjustment is only applicable to non-RPP Class B customers. It is not applicable to WMP, customers that transitioned between Class A and Class B during the variance account accumulation period, or to customers that were in Class A for the entire period. Customers who transitioned are to be charged or refunded their share of the variance disposed through customer specific billing adjustments. This rate rider is to be consistently applied for the entire period to the sunset date of the rate rider. In addition, this rate rider is applicable to all new non-RPP Class B customers.

It should be noted that this schedule does not list any charges, assessments or credits that are required by law to be invoiced by a distributor and that are not subject to Ontario Energy Board approval, such as the Global Adjustment and the HST.

MONTHLY RATES AND CHARGES - Delivery Component

Enova Power Corp.
Waterloo North Rate Zone
TARIFF OF RATES AND CHARGES
Effective and Implementation Date January 1, 2027
This schedule supersedes and replaces all previously approved schedules of Rates, Charges and Loss Factors

Service Charge	$	125.96
Rate Rider for Recovery of Incremental Capital (2027) - effective until December 31, 2032	$	1.25
Distribution Volumetric Rate	$/kW	6.7745
Low Voltage Service Rate	$/kW	0.1728
Rate Rider for Disposition of Global Adjustment Account (2027) - effective until December 31, 2027 Applicable only for Non-RPP Customers	$/kWh	(0.0061)
Rate Rider for Disposition of Deferral/Variance Accounts (2027) - effective until December 31, 2027 Applicable only for Non-Wholesale Market Participants	$/kW	(0.5951)
Rate Rider for Disposition of Deferral/Variance Accounts (2027) - effective until December 31, 2027	$/kW	0.0436
Rate Rider for Disposition of Capacity Based Recovery Account (2027) - effective until December 31, 2027 Applicable only for Class B Customers	$/kW	0.1911
Rate Rider for Recovery of Incremental Capital (2027) - effective until December 31, 2032	$/kW	0.0656
Retail Transmission Rate - Network Service Rate - Interval Metered (less than 1,000 kW)	$/kW	4.7096
Retail Transmission Rate - Network Service Rate - Interval Metered (less than 1,000 kW) - EV CHARGING	$/kW	0.8006
Retail Transmission Rate - Line and Trans. Connection Service Rate - Interval Metered (less than1,000 kW) (see Gross Load Billing Note)	$/kW	1.2776
Retail Transmission Rate - Line and Trans. Connection Service Rate - Interval Metered (less than1,000 kW) (see Gross Load Billing Note) - EV CHARGING	$/kW	0.2172
Retail Transmission Rate - Network Service Rate - Interval Metered (1,000 to 4,999 kW)	$/kW	4.7032
Retail Transmission Rate - Network Service Rate - Interval Metered (1,000 to 4,999 kW) - EV CHARGING	$/kW	0.7996
Retail Transmission Rate - Line and Trans. Connection Service Rate - Interval Metered (1,000 to 4,999 kW) (see Gross Load Billing Note)	$/kW	1.2767
Retail Transmission Rate - Line and Trans. Connection Service Rate - Interval Metered (1,000 to 4,999 kW) (see Gross Load Billing Note) - EV CHARGING	$/kW	0.2170

MONTHLY RATES AND CHARGES - Regulatory Component

Wholesale Market Service Rate (WMS) - not including CBR	$/kWh	0.0041

Enova Power Corp.
Waterloo North Rate Zone
TARIFF OF RATES AND CHARGES
Effective and Implementation Date January 1, 2027
This schedule supersedes and replaces all previously approved schedules of Rates, Charges and Loss Factors

Capacity Based Recovery (CBR) - Applicable for Class B Customers	$/kWh	0.0006
Rural or Remote Electricity Rate Protection Charge (RRRP)	$/kWh	0.0006
Standard Supply Service - Administrative Charge (if applicable)	$	0.25

GROSS LOAD BILLING NOTE

The Billing Demand for Line and Transformation Connection Services is defined as the Non-Coincident Peak demand (MW) in any hour of the month. The customer demand in any hour is the sum of (a) the loss adjusted demand supplied from the distribution system plus (b) the demand that is supplied by embedded generation installed after October 30, 1998, which have installed capacity of 2 MW or more for renewable generation and 1 MW or higher for non-renewable generation. The term renewable generation refers to a facility that generates electricity from the following sources: wind, solar, Biomass, Bio-oil, Bio-gas, landfill gas, or water. The demand supplied by embedded generation will not be adjusted for loss.

Enova Power Corp.
Waterloo North Rate Zone
TARIFF OF RATES AND CHARGES
Effective and Implementation Date January 1, 2027
This schedule supersedes and replaces all previously approved schedules of Rates, Charges and Loss Factors

LARGE USE SERVICE CLASSIFICATION

This classification applies to an account whose average monthly maximum demand used for billing purposes is equal to or greater than, or is forecast to be equal to or greater than, 5,000 kW. Class A and Class B consumers are defined in accordance with O. Reg. 429/04. Further servicing details are available in the distributor's Conditions of Service.

APPLICATION

The application of these rates and charges shall be in accordance with the Licence of the Distributor and any Code or Order of the Ontario Energy Board, and amendments thereto as approved by the Ontario Energy Board, which may be applicable to the administration of this schedule.

No rates and charges for the distribution of electricity and charges to meet the costs of any work or service done or furnished for the purpose of the distribution of electricity shall be made except as permitted by this schedule, unless required by the Distributor's Licence or a Code or Order of the Ontario Energy Board, and amendments thereto as approved by the Ontario Energy Board, or as specified herein.

Unless specifically noted, this schedule does not contain any charges for the electricity commodity, be it under the Regulated Price Plan, a contract with a retailer or the wholesale market price, as applicable.In addition, the charges in the MONTHLY RATES AND CHARGES - Regulatory Component of this schedule do not apply to a customer that is an embedded wholesale market participant.

If included in the following listing of monthly rates and charges, the rate rider for the disposition of WMS - Sub-account CBR Class B is not applicable to wholesale market participants (WMP), customers that transitioned between Class A and Class B during the variance account accumulation period, or to customers that were in Class A for the entire period. Customers who transitioned are to be charged or refunded their share of the variance disposed through customer specific billing adjustments. This rate rider is to be consistently applied for the entire period to the sunset date of the rate rider. In addition, this rate rider is applicable to all new Class B customers.

If included in the following listing of monthly rates and charges, the rate rider for the disposition of Global Adjustment is only applicable to non-RPP Class B customers. It is not applicable to WMP, customers that transitioned between Class A and Class B during the variance account accumulation period, or to customers that were in Class A for the entire period. Customers who transitioned are to be charged or refunded their share of the variance disposed through customer specific billing adjustments. This rate rider is to be consistently applied for the entire period to the sunset date of the rate rider. In addition, this rate rider is applicable to all new non-RPP Class B customers.

It should be noted that this schedule does not list any charges, assessments or credits that are required by law to be invoiced by a distributor and that are not subject to Ontario Energy Board approval, such as the Global Adjustment and the HST.

MONTHLY RATES AND CHARGES - Delivery Component

Service Charge	$	7,359.96
Rate Rider for Recovery of Incremental Capital (2027) - effective until December 31, 2032	$	73.33
Distribution Volumetric Rate	$/kW	5.3950
Low Voltage Service Rate	$/kW	0.1735
Rate Rider for Disposition of Deferral/Variance Accounts (2027) - effective until December 31, 2027	$/kW	(0.8286)
Rate Rider for Recovery of Incremental Capital (2027) - effective until December 31, 2032	$/kW	0.0522

Enova Power Corp.
Waterloo North Rate Zone
TARIFF OF RATES AND CHARGES
Effective and Implementation Date January 1, 2027
This schedule supersedes and replaces all previously approved schedules of Rates, Charges and Loss Factors

Retail Transmission Rate - Network Service Rate - Interval Metered	$/kW	5.2144
Retail Transmission Rate - Line and Transformation Connection Service Rate - Interval Metered (see Gross Load Billing Note)	$/kW	1.2824

MONTHLY RATES AND CHARGES - Regulatory Component

Wholesale Market Service Rate (WMS) - not including CBR	$/kWh	0.0041
Capacity Based Recovery (CBR) - Applicable for Class B Customers	$/kWh	0.0006
Rural or Remote Electricity Rate Protection Charge (RRRP)	$/kWh	0.0006
Standard Supply Service - Administrative Charge (if applicable)	$	0.25

GROSS LOAD BILLING NOTE

The Billing Demand for Line and Transformation Connection Services is defined as the Non-Coincident Peak demand (MW) in any hour of the month. The customer demand in any hour is the sum of (a) the loss adjusted demand supplied from the distribution system plus (b) the demand that is supplied by embedded generation installed after October 30, 1998, which have installed capacity of 2 MW or more for renewable generation and 1 MW or higher for non-renewable generation. The term renewable generation refers to a facility that generates electricity from the following sources: wind, solar, Biomass, Bio-oil, Bio-gas, landfill gas, or water. The demand supplied by embedded generation will not be adjusted for loss.

Enova Power Corp.
Waterloo North Rate Zone
TARIFF OF RATES AND CHARGES
Effective and Implementation Date January 1, 2027
This schedule supersedes and replaces all previously approved schedules of Rates, Charges and Loss Factors

UNMETERED SCATTERED LOAD SERVICE CLASSIFICATION

This classification applies to an account taking electricity at 750 volts or less whose average monthly maximum demand is less than, or is forecast to be less than, 50 kW and the consumption is unmetered. Such connections include cable TV power packs, bus shelters, telephone booths, traffic lights, railway crossings, etc. The level of the consumption will be agreed to by the distributor and the customer, based on detailed manufacturer information/ documentation with regard to electrical consumption of the unmetered load or periodic monitoring of actual consumption. Class B consumers are defined in accordance with O. Reg. 429/04. Further servicing details are available in the distributor's Conditions of Service.

APPLICATION

The application of these rates and charges shall be in accordance with the Licence of the Distributor and any Code or Order of the Ontario Energy Board, and amendments thereto as approved by the Ontario Energy Board, which may be applicable to the administration of this schedule.

No rates and charges for the distribution of electricity and charges to meet the costs of any work or service done or furnished for the purpose of the distribution of electricity shall be made except as permitted by this schedule, unless required by the Distributor's Licence or a Code or Order of the Ontario Energy Board, and amendments thereto as approved by the Ontario Energy Board, or as specified herein.

Unless specifically noted, this schedule does not contain any charges for the electricity commodity, be it under the Regulated Price Plan, a contract with a retailer or the wholesale market price, as applicable.In addition, the charges in the MONTHLY RATES AND CHARGES - Regulatory Component of this schedule do not apply to a customer that is an embedded wholesale market participant.

It should be noted that this schedule does not list any charges, assessments or credits that are required by law to be invoiced by a distributor and that are not subject to Ontario Energy Board approval, such as the Global Adjustment and the HST.

MONTHLY RATES AND CHARGES - Delivery Component

Service Charge (per connection)	$	11.20
Rate Rider for Recovery of Incremental Capital (2027) - effective until December 31, 2032	$	0.11
Distribution Volumetric Rate	$/kWh	0.0228
Low Voltage Service Rate	$/kWh	0.0004
Rate Rider for Disposition of Capacity Based Recovery Account (2027) - effective until December 31, 2027 Applicable only for Class B Customers	$/kWh	0.0005
Rate Rider for Disposition of Deferral/Variance Accounts (2027) - effective until December 31, 2027	$/kWh	(0.0015)
Rate Rider for Recovery of Incremental Capital (2027) - effective until December 31, 2032	$/kWh	0.0002
Retail Transmission Rate - Network Service Rate	$/kWh	0.0108
Retail Transmission Rate - Line and Transformation Connection Service Rate	$/kWh	0.0027

MONTHLY RATES AND CHARGES - Regulatory Component

Wholesale Market Service Rate (WMS) - not including CBR	$/kWh	0.0041
Capacity Based Recovery (CBR) - Applicable for Class B Customers	$/kWh	0.0006
Rural or Remote Electricity Rate Protection Charge (RRRP)	$/kWh	0.0006
Standard Supply Service - Administrative Charge (if applicable)	$	0.25

Enova Power Corp.
Waterloo North Rate Zone
TARIFF OF RATES AND CHARGES
Effective and Implementation Date January 1, 2027
This schedule supersedes and replaces all previously approved schedules of Rates, Charges and Loss Factors

STREET LIGHTING SERVICE CLASSIFICATION

This classification applies to an account for roadway lighting with a Municipality, Regional Municipality, Ministry of Transportation and private roadway lighting, controlled by photo cells. The consumption for these customers will be based on the calculated connected load times the required lighting times established in the approved Ontario Energy Board street lighting load shape template. Class B consumers are defined in accordance with O. Reg. 429/04. Further servicing details are available in the distributor's Conditions of Service.

APPLICATION

The application of these rates and charges shall be in accordance with the Licence of the Distributor and any Code or Order of the Ontario Energy Board, and amendments thereto as approved by the Ontario Energy Board, which may be applicable to the administration of this schedule.

No rates and charges for the distribution of electricity and charges to meet the costs of any work or service done or furnished for the purpose of the distribution of electricity shall be made except as permitted by this schedule, unless required by the Distributor's Licence or a Code or Order of the Ontario Energy Board, and amendments thereto as approved by the Ontario Energy Board, or as specified herein.

Unless specifically noted, this schedule does not contain any charges for the electricity commodity, be it under the Regulated Price Plan, a contract with a retailer or the wholesale market price, as applicable.In addition, the charges in the MONTHLY RATES AND CHARGES - Regulatory Component of this schedule do not apply to a customer that is an embedded wholesale market participant.

It should be noted that this schedule does not list any charges, assessments or credits that are required by law to be invoiced by a distributor and that are not subject to Ontario Energy Board approval, such as the Global Adjustment and the HST.

MONTHLY RATES AND CHARGES - Delivery Component

Service Charge (per device)	$	0.43
Distribution Volumetric Rate	$/kW	12.3337
Low Voltage Service Rate	$/kW	0.1070
Rate Rider for Disposition of Global Adjustment Account (2027) - effective until December 31, 2027 Applicable only for Non-RPP Customers	$/kWh	(0.0061)
Rate Rider for Disposition of Deferral/Variance Accounts (2027) - effective until December 31, 2027	$/kW	(0.5225)
Rate Rider for Disposition of Capacity Based Recovery Account (2027) - effective until December 31, 2027 Applicable only for Class B Customers	$/kW	0.1843
Rate Rider for Recovery of Incremental Capital (2027) - effective until December 31, 2032	$/kW	0.1197
Retail Transmission Rate - Network Service Rate	$/kW	3.3442
Retail Transmission Rate - Line and Transformation Connection Service Rate	$/kW	0.7907

MONTHLY RATES AND CHARGES - Regulatory Component

Wholesale Market Service Rate (WMS) - not including CBR	$/kWh	0.0041
Capacity Based Recovery (CBR) - Applicable for Class B Customers	$/kWh	0.0006
Rural or Remote Electricity Rate Protection Charge (RRRP)	$/kWh	0.0006
Standard Supply Service - Administrative Charge (if applicable)	$	0.25

Enova Power Corp.
Waterloo North Rate Zone
TARIFF OF RATES AND CHARGES
Effective and Implementation Date January 1, 2027
This schedule supersedes and replaces all previously approved schedules of Rates, Charges and Loss Factors

EMBEDDED DISTRIBUTOR SERVICE CLASSIFICATION

This classification applies to an electricity distributor licensed by the Ontario Energy Board that is provided electricity by means of this distributor's facilities. Class B consumers are defined in accordance with O. Reg. 429/04. Further servicing details are available in the distributor's Conditions of Service.

APPLICATION

The application of these rates and charges shall be in accordance with the Licence of the Distributor and any Code or Order of the Ontario Energy Board, and amendments thereto as approved by the Ontario Energy Board, which may be applicable to the administration of this schedule.

No rates and charges for the distribution of electricity and charges to meet the costs of any work or service done or furnished for the purpose of the distribution of electricity shall be made except as permitted by this schedule, unless required by the Distributor's Licence or a Code or Order of the Ontario Energy Board, and amendments thereto as approved by the Ontario Energy Board, or as specified herein.

Unless specifically noted, this schedule does not contain any charges for the electricity commodity, be it under the Regulated Price Plan, a contract with a retailer or the wholesale market price, as applicable.In addition, the charges in the MONTHLY RATES AND CHARGES - Regulatory Component of this schedule do not apply to a customer that is an embedded wholesale market participant.

It should be noted that this schedule does not list any charges, assessments or credits that are required by law to be invoiced by a distributor and that are not subject to Ontario Energy Board approval, such as the Global Adjustment and the HST.

MONTHLY RATES AND CHARGES - Delivery Component

Distribution Volumetric Rate	$/kW	0.0262
Rate Rider for Disposition of Global Adjustment Account (2027) - effective until December 31, 2027 Applicable only for Non-RPP Customers	$/kWh	(0.0061)
Rate Rider for Disposition of Deferral/Variance Accounts (2027) - effective until December 31, 2027	$/kW	(0.7154)
Rate Rider for Disposition of Capacity Based Recovery Account (2027) - effective until December 31, 2027 Applicable only for Class B Customers	$/kW	0.2534
Rate Rider for Recovery of Incremental Capital (2027) – effective until December 31, 2027	$/kW	0.0003

MONTHLY RATES AND CHARGES - Regulatory Component

Wholesale Market Service Rate (WMS) - not including CBR	$/kWh	0.0041
Capacity Based Recovery (CBR) - Applicable for Class B Customers	$/kWh	0.0006
Rural or Remote Electricity Rate Protection Charge (RRRP)	$/kWh	0.0006
Standard Supply Service - Administrative Charge (if applicable)	$	0.25

Enova Power Corp.
Waterloo North Rate Zone
TARIFF OF RATES AND CHARGES
Effective and Implementation Date January 1, 2027
This schedule supersedes and replaces all previously approved schedules of Rates, Charges and Loss Factors

microFIT SERVICE CLASSIFICATION

This classification applies to an electricity generation facility contracted under the Independent Electricity System Operator's microFIT program and connected to the distributor's distribution system. Further servicing details are available in the distributor's Conditions of Service.

APPLICATION

The application of these rates and charges shall be in accordance with the Licence of the Distributor and any Code or Order of the Ontario Energy Board, and amendments thereto as approved by the Ontario Energy Board, which may be applicable to the administration of this schedule.

No rates and charges for the distribution of electricity and charges to meet the costs of any work or service done or furnished for the purpose of the distribution of electricity shall be made except as permitted by this schedule, unless required by the Distributor's Licence or a Code or Order of the Ontario Energy Board, and amendments thereto as approved by the Ontario Energy Board, or as specified herein.

Unless specifically noted, this schedule does not contain any charges for the electricity commodity, be it under the Regulated Price Plan, a contract with a retailer or the wholesale market price, as applicable.

It should be noted that this schedule does not list any charges, assessments or credits that are required by law to be invoiced by a distributor and that are not subject to Ontario Energy Board approval, such as the Global Adjustment and the HST.

MONTHLY RATES AND CHARGES - Delivery Component

Service Charge	$	5.00

ALLOWANCES

Transformer Allowance for Ownership - per kW of billing demand/month	$/kW	(0.60)
Primary Metering Allowance for Transformer Losses - applied to measured demand & energy	%	(1.00)

SPECIFIC SERVICE CHARGES

APPLICATION

The application of these rates and charges shall be in accordance with the Licence of the Distributor and any Code or Order of the Ontario Energy Board, and amendments thereto as approved by the Ontario Energy Board, which may be applicable to the administration of this schedule.

No charges to meet the costs of any work or service done or furnished for the purpose of the distribution of electricity shall be made except as permitted by this schedule, unless required by the Distributor's Licence or a Code or Order of the Ontario Energy Board, and amendments thereto as approved by the Ontario Energy Board, or as specified herein.

It should be noted that this schedule does not list any charges, assessments or credits that are required by law to be invoiced by a distributor and that are not subject to Ontario Energy Board approval, such as the Global Adjustment and the HST.

Customer Administration

Easement letter	$	15.00

Enova Power Corp.
Waterloo North Rate Zone
TARIFF OF RATES AND CHARGES
Effective and Implementation Date January 1, 2027
This schedule supersedes and replaces all previously approved schedules of Rates, Charges and Loss Factors

Returned cheque (plus bank charges)	$	15.00
Duplicate invoices for previous billing	$	15.00
Income tax letter	$	15.00
Account set up charge / change of occupancy charge (plus credit agency costs if applicable)	$	30.00
Meter dispute charge plus Measurement Canada fees (if meter found correct)	$	30.00

Non-Payment of Account

Late payment - per month (effective annual rate 19.56% per annum or 0.04896% compounded daily rate)	%	1.50
Reconnection at meter - during regular hours	$	65.00
Reconnection at meter - after regular hours	$	185.00

Other

Specific charge for access to the power poles - $/pole/year (with the exception of wireless attachments)	$	41.81
Owner Requested Disconnection/Reconnection at Meter – During Regular Hours	$	130.00
Owner Requested Disconnection/Reconnection at Meter – After Regular Hours	$	335.00
Owner Requested Disconnection/Reconnection at Pole/Transformer – During Regular Hours	$	310.00
Owner Requested Disconnection/Reconnection at Pole/Transformer – After Regular Hours	$	685.00

RETAIL SERVICE CHARGES (if applicable)

APPLICATION

The application of these rates and charges shall be in accordance with the Licence of the Distributor and any Code or Order of the Ontario Energy Board, and amendments thereto as approved by the Ontario Energy Board, which may be applicable to the administration of this schedule.

No rates and charges for the distribution of electricity and charges to meet the costs of any work or service done or furnished for the purpose of the distribution of electricity shall be made except as permitted by this schedule, unless required by the Distributor's Licence or a Code or Order of the Ontario Energy Board, and amendments thereto as approved by the Ontario Energy Board, or as specified herein.

Unless specifically noted, this schedule does not contain any charges for the electricity commodity, be it under the Regulated Price Plan, a contract with a retailer or the wholesale market price, as applicable.

It should be noted that this schedule does not list any charges, assessments or credits that are required by law to be invoiced by a distributor and that are not subject to Ontario Energy Board approval, such as the Global Adjustment and the HST.

Retail Service Charges refer to services provided by a distributor to retailers or customers related to the supply of competitive electricity		
One-time charge, per retailer, to establish the service agreement between the distributor and the retailer	$	129.49
Monthly Fixed Charge, per retailer	$	51.80
Monthly Variable Charge, per customer, per retailer	$/cust.	1.28
Distributor-consolidated billing monthly charge, per customer, per retailer	$/cust.	0.76
Retailer-consolidated billing monthly credit, per customer, per retailer	$/cust.	(0.76)
Service Transaction Requests (STR)		
Request fee, per request, applied to the requesting party	$	0.65
Processing fee, per request, applied to the requesting party	$	1.28
Request for customer information as outlined in Section 10.6.3 and Chapter 11 of the Retail		

Enova Power Corp.
Waterloo North Rate Zone
TARIFF OF RATES AND CHARGES
Effective and Implementation Date January 1, 2027
This schedule supersedes and replaces all previously approved schedules of Rates, Charges and Loss Factors

Settlement Code directly to retailers and customers, if not delivered electronically through the Electronic Business Transaction (EBT) system, applied to the requesting party		
Up to twice a year	$	no charge
More than twice a year, per request (plus incremental delivery costs)	$	5.18
Notice of switch letter charge, per letter (unless the distributor has opted out of applying the charge as per the Ontario Energy Board's Decision and Order EB-2015-0304, issued on February 14, 2019)	$	2.59

LOSS FACTORS

If the distributor is not capable of prorating changed loss factors jointly with distribution rates, the revised loss factors will be implemented upon the first subsequent billing for each billing cycle.

Total Loss Factor - Secondary Metered Customer < 5,000 kW	1.0353
Total Loss Factor - Secondary Metered Customer > 5,000 kW	1.0136
Total Loss Factor - Primary Metered Customer < 5,000 kW	1.025
Total Loss Factor - Primary Metered Customer > 5,000 kW	1.0036

Enova Power Corp.
Waterloo North Rate Zone
TARIFF OF RATES AND CHARGES
Effective and Implementation Date January 1, 2027
This schedule supersedes and replaces all previously approved schedules of Rates, Charges and Loss Factors

EMBEDDED DISTRIBUTOR SERVICE CLASSIFICATION

This classification applies to an electricity distributor licensed by the Ontario Energy Board that is provided electricity by means of this distributor's facilities. Class B consumers are defined in accordance with O. Reg. 429/04. Further servicing details are available in the distributor's Conditions of Service.

APPLICATION

The application of these rates and charges shall be in accordance with the Licence of the Distributor and any Code or Order of the Ontario Energy Board, and amendments thereto as approved by the Ontario Energy Board, which may be applicable to the administration of this schedule.

No rates and charges for the distribution of electricity and charges to meet the costs of any work or service done or furnished for the purpose of the distribution of electricity shall be made except as permitted by this schedule, unless required by the Distributor's Licence or a Code or Order of the Ontario Energy Board, and amendments thereto as approved by the Ontario Energy Board, or as specified herein.

Unless specifically noted, this schedule does not contain any charges for the electricity commodity, be it under the Regulated Price Plan, a contract with a retailer or the wholesale market price, as applicable.In addition, the charges in the MONTHLY RATES AND CHARGES - Regulatory Component of this schedule do not apply to a customer that is an embedded wholesale market participant.

It should be noted that this schedule does not list any charges, assessments or credits that are required by law to be invoiced by a distributor and that are not subject to Ontario Energy Board approval, such as the Global Adjustment and the HST.

MONTHLY RATES AND CHARGES - Delivery Component

Distribution Volumetric Rate	$/kW	0.0262
Rate Rider for Disposition of Global Adjustment Account (2027) - effective until December 31, 2027 Applicable only for Non-RPP Customers	$/kWh	(0.0061)
Rate Rider for Disposition of Deferral/Variance Accounts (2027) - effective until December 31, 2027	$/kW	(0.7154)
Rate Rider for Disposition of Capacity Based Recovery Account (2027) - effective until December 31, 2027 Applicable only for Class B Customers	$/kW	0.2534
Rate Rider for Recovery of Incremental Capital (2027) – effective until December 31, 2027	$/kW	0.0003

MONTHLY RATES AND CHARGES - Regulatory Component

Wholesale Market Service Rate (WMS) - not including CBR	$/kWh	0.0041
Capacity Based Recovery (CBR) - Applicable for Class B Customers	$/kWh	0.0006
Rural or Remote Electricity Rate Protection Charge (RRRP)	$/kWh	0.0006
Standard Supply Service - Administrative Charge (if applicable)	$	0.25

Enova Power Corp.
Waterloo North Rate Zone
TARIFF OF RATES AND CHARGES
Effective and Implementation Date January 1, 2027
This schedule supersedes and replaces all previously approved schedules of Rates, Charges and Loss Factors

microFIT SERVICE CLASSIFICATION

This classification applies to an electricity generation facility contracted under the Independent Electricity System Operator's microFIT program and connected to the distributor's distribution system. Further servicing details are available in the distributor's Conditions of Service.

APPLICATION

The application of these rates and charges shall be in accordance with the Licence of the Distributor and any Code or Order of the Ontario Energy Board, and amendments thereto as approved by the Ontario Energy Board, which may be applicable to the administration of this schedule.

No rates and charges for the distribution of electricity and charges to meet the costs of any work or service done or furnished for the purpose of the distribution of electricity shall be made except as permitted by this schedule, unless required by the Distributor's Licence or a Code or Order of the Ontario Energy Board, and amendments thereto as approved by the Ontario Energy Board, or as specified herein.

Unless specifically noted, this schedule does not contain any charges for the electricity commodity, be it under the Regulated Price Plan, a contract with a retailer or the wholesale market price, as applicable.

It should be noted that this schedule does not list any charges, assessments or credits that are required by law to be invoiced by a distributor and that are not subject to Ontario Energy Board approval, such as the Global Adjustment and the HST.

MONTHLY RATES AND CHARGES - Delivery Component

Service Charge	$	5.00

ALLOWANCES

Transformer Allowance for Ownership - per kW of billing demand/month	$/kW	(0.60)
Primary Metering Allowance for Transformer Losses - applied to measured demand & energy	%	(1.00)

SPECIFIC SERVICE CHARGES

APPLICATION

The application of these rates and charges shall be in accordance with the Licence of the Distributor and any Code or Order of the Ontario Energy Board, and amendments thereto as approved by the Ontario Energy Board, which may be applicable to the administration of this schedule.

No charges to meet the costs of any work or service done or furnished for the purpose of the distribution of electricity shall be made except as permitted by this schedule, unless required by the Distributor's Licence or a Code or Order of the Ontario Energy Board, and amendments thereto as approved by the Ontario Energy Board, or as specified herein.

It should be noted that this schedule does not list any charges, assessments or credits that are required by law to be invoiced by a distributor and that are not subject to Ontario Energy Board approval, such as the Global Adjustment and the HST.

Enova Power Corp.
Waterloo North Rate Zone
TARIFF OF RATES AND CHARGES
Effective and Implementation Date January 1, 2027
This schedule supersedes and replaces all previously approved schedules of Rates, Charges and Loss Factors

Customer Administration

Easement letter	$	15.00
Returned cheque (plus bank charges)	$	15.00
Duplicate invoices for previous billing	$	15.00
Income tax letter	$	15.00
Account set up charge / change of occupancy charge (plus credit agency costs if applicable)	$	30.00
Meter dispute charge plus Measurement Canada fees (if meter found correct)	$	30.00

Non-Payment of Account

Late payment - per month (effective annual rate 19.56% per annum or 0.04896% compounded daily rate)	%	1.50
Reconnection at meter - during regular hours	$	65.00
Reconnection at meter - after regular hours	$	185.00

Other

Specific charge for access to the power poles - $/pole/year (with the exception of wireless attachments)	$	41.81
Owner Requested Disconnection/Reconnection at Meter – During Regular Hours	$	130.00
Owner Requested Disconnection/Reconnection at Meter – After Regular Hours	$	335.00
Owner Requested Disconnection/Reconnection at Pole/Transformer – During Regular Hours	$	310.00
Owner Requested Disconnection/Reconnection at Pole/Transformer – After Regular Hours	$	685.00

RETAIL SERVICE CHARGES (if applicable)

APPLICATION

The application of these rates and charges shall be in accordance with the Licence of the Distributor and any Code or Order of the Ontario Energy Board, and amendments thereto as approved by the Ontario Energy Board, which may be applicable to the administration of this schedule.

No rates and charges for the distribution of electricity and charges to meet the costs of any work or service done or furnished for the purpose of the distribution of electricity shall be made except as permitted by this schedule, unless required by the Distributor's Licence or a Code or Order of the Ontario Energy Board, and amendments thereto as approved by the Ontario Energy Board, or as specified herein.

Unless specifically noted, this schedule does not contain any charges for the electricity commodity, be it under the Regulated Price Plan, a contract with a retailer or the wholesale market price, as applicable.

It should be noted that this schedule does not list any charges, assessments or credits that are required by law to be invoiced by a distributor and that are not subject to Ontario Energy Board approval, such as the Global Adjustment and the HST.

Retail Service Charges refer to services provided by a distributor to retailers or customers related to the supply of competitive electricity

One-time charge, per retailer, to establish the service agreement between the distributor and the retailer	$	129.49
Monthly Fixed Charge, per retailer	$	51.80
Monthly Variable Charge, per customer, per retailer	$/cust.	1.28

Enova Power Corp.
Waterloo North Rate Zone
TARIFF OF RATES AND CHARGES
Effective and Implementation Date January 1, 2027
This schedule supersedes and replaces all previously approved schedules of Rates, Charges and Loss Factors

Distributor-consolidated billing monthly charge, per customer, per retailer	$/cust.	0.76
Retailer-consolidated billing monthly credit, per customer, per retailer	$/cust.	(0.76)
Service Transaction Requests (STR)		
Request fee, per request, applied to the requesting party	$	0.65
Processing fee, per request, applied to the requesting party	$	1.28
Request for customer information as outlined in Section 10.6.3 and Chapter 11 of the Retail Settlement Code directly to retailers and customers, if not delivered electronically through the Electronic Business Transaction (EBT) system, applied to the requesting party		
Up to twice a year	$	no charge
More than twice a year, per request (plus incremental delivery costs)	$	5.18
Notice of switch letter charge, per letter (unless the distributor has opted out of applying the charge as per the Ontario Energy Board's Decision and Order EB-2015-0304, issued on February 14, 2019)	$	2.59

LOSS FACTORS

If the distributor is not capable of prorating changed loss factors jointly with distribution rates, the revised loss factors will be implemented upon the first subsequent billing for each billing cycle.

Total Loss Factor - Secondary Metered Customer < 5,000 kW	1.0353
Total Loss Factor - Secondary Metered Customer > 5,000 kW	1.0136
Total Loss Factor - Primary Metered Customer < 5,000 kW	1.025
Total Loss Factor - Primary Metered Customer > 5,000 kW	1.0036

Appendix I

Enova Power
2027 Incremental Capital Module Application

Table of Contents

Overview 4
1. Background 5
1.1. Enova Energy Corporation 5
1.2. Enova Power 6
1.3. Enova Power MAADs (EB-2022-0006) 7
2. Enova Power Facility Renovation 8
2.1. Victoria Street Property Overview 8
2.2. Challenges and Requirements 8
2.3. Facility Renovation Project Description 17
2.4. Facility Renovation Financial Summary 18
2.5. Options Analysis 19
2.6. Benchmarking 23
2.7. Stakeholder Engagement 23
3. Incremental Capital Module Eligibility 24
3.1. Materiality 25
3.1.1. Materiality Threshold and Maximum Eligible Incremental Capital 25
3.1.2. Project Specific Materiality 27
3.2. Need 28
3.2.1. Means Test 28
3.2.2. Discrete Project Unfunded through Rates 28
3.3. Prudence 29
4. ICM Financial Implications 30
4.1. Half-Year Rule, Capital Cost Allowance and PILs 30
4.2. Derivation of ICM Rate Riders 30
4.3. Deferral and Variance Accounts 32
4.4. Bill Impacts 32

Figure 1: Enova Power Service Territory Map 7
Figure 2: Photos of HVAC 9
Figure 3: Main Stairs with Differing Riser Heights 14
Figure 4: Customer Service Accessibility Route 16

Table 1: Facility Renovation Costs 19

Table 2: Incremental Revenue Requirement 19
Table 3: Facility Options Analysis 22
Table 4: List of Precedents for Benchmarking Analysis 23
Table 5: ICM Eligibility Criteria 24
Table 6: ICM Materiality Thresholds 26
Table 7: Maximum Eligible Incremental Capital 27
Table 8: Means Test 28
Table 9: Incremental Revenue Requirement 31
Table 10: KWRZ ICM Riders 31
Table 11: WNRZ ICM Riders 32
Table 12: KWRZ Bill Impacts 33
Table 13: WNRZ Bill Impacts 33

Overview

Enova Power Corp ("Enova Power") has capital investment needs that are not funded through existing distribution rates and hereby applies to the Ontario Energy Board ("OEB") pursuant to section 78 of the Ontario Energy Board Act, 1998, as amended (the "OEB Act"), for orders approving Incremental Capital Module ("ICM") funding through distribution rate riders effective January 1, 2027, through to Enova's next re-basing, planned for 2033 rates.

Enova Power is requesting ICM Approval to fund the investment in a new Heating, Ventilation and Airconditioning ("HVAC") system, comprehensive interior renovations, and improved accessibility to the customer service centre at its Victoria Street property (jointly called "Facility Renovation"), with an in-service date in Q2 2027. Enova Power is seeking approval for incremental capital funding for the Facility Renovation at a projected cost of $12.98M, with an annual incremental capital revenue requirement of $1.27M.

Enova Power submits that the Facility Renovation meets the OEB's 3-Part ICM Test of Materiality, Need, and Prudence. As such, Enova Power requests the OEB approve ICM Funding for the Facility Renovation as filed. Enova Power has completed OEB ICM Models for each of its Kitchener-Wilmot Hydro Rate Zone ("KWRZ") and Waterloo North Hydro Rate Zone ("WNRZ") rate zones, allocating the capital cost of the Facility Renovation between the rate zones as further described in this evidence. Enova Power confirms the accuracy of the billing determinants entered into the models, which are consistent with those included within its IRM Models also attached to this application.

Enova Power's evidence supporting approval of ICM funding for the Facility Renovation is organized into the following sections:

1. **Background**
    - 1.1. Enova Energy Corporation
    - 1.2. Enova Power Corp
2. **Enova Power Facility Renovation**
    - 2.1. Victoria Street Property Overview
    - 2.2. Challenges and Requirements
    - 2.3. Facility Renovation Project Description
    - 2.4. Facility Renovation Financial Summary

2.5. Options Analysis
2.6. Benchmarking
2.7. Stakeholder Engagement
3. Incremental Capital Module Eligibility
3.1. Materiality
3.2. Need
3.3. Prudence
4. ICM Financial Implications
4.1. Half-Year Rule, Capital Cost Allowance and PILs
4.2. Derivation of ICM Rate Riders
4.3. Deferral and Variance Accounts
4.4. Bill Impacts

This Application is prepared in accordance with the following OEB policies and guidance:

- Report of the Board – New Policy Options for the Funding of Capital Investments: The Advanced Capital Module, dated September 18, 2014;
- Report of the Board – New Policy Options for the Funding of Capital Investments: Supplemental Report, dated January 22, 2016;
- Handbook for Utility Rate Applications (the "Rate Handbook"), dated October 13, 2016;
- Filing Requirements for Electricity Distribution Rate Applications – Chapter 3 Incentive Rate-Setting Applications issued July 14, 2026 (the "Filing Requirements"); and
- Letter Re: Incremental Capital Modules During Extended Deferred Rebasing Periods, issued February 10, 2022 (the "ICM Policy Update Letter").

1. Background

1.1. Enova Energy Corporation

Enova Energy Corporation ("Enova Corp") is an energy company with assets in municipal electricity distribution, electricity services, and renewable energy. It is owned by the City of Kitchener (53.39%), the City of Waterloo (30.83%), the Township of Woolwich (8.51%), the Township of Wilmot (4.49%), and the Township of Wellesley (2.78%).

Enova Corp's core asset is Enova Power Corp ("Enova Power"), a regulated local distribution company distributing electricity to 5 communities in southern Ontario. Enova Corp also owns and controls a group of competitive entities that provide a variety of solutions to customers in the utility, municipal, commercial, and industrial sectors. Enova Corp's competitive business units include Alliance Metering Solutions (sub-metering and billing services for utilities for multi-unit complexes and electric vehicle (EV) chargers and EV energy management systems for residential and multi-residential applications), Enova Energy Services (streetlight maintenance services), and Grand River Energy Solutions (energy transition project investor and developer that partners with public and private sector organizations to accelerate their facility and fleet decarbonization efforts).

1.2. Enova Power

Enova Power is a regulated electricity distribution company and a wholly owned subsidiary of Enova Corp, created by the merger of Kitchener-Wilmot Hydro Inc. ("KWHI") and Waterloo North Hydro Inc. ("WNHI"), effective September 1, 2022.[1] Enova has been granted a 10-year deferred rebasing period, accomplished by maintaining two rate zones – the KWHI rate zone and the WNHI rate zone – until rates are rebased in 2033.

Enova serves more than 165,000 residents and businesses in the City of Kitchener, the City of Waterloo, the Township of Wellesley, the Township of Wilmot and the Township of Woolwich. Enova Power's service territory stretches over 1,108 km^2 from the cities of Kitchener and Waterloo, the townships of Woolwich and Wellesley, and the towns of Wilmot and Centre Wellington (Figure 1). In these communities, Enova Power's diverse customer base ranges from residential and small business customers to large commercial and industrial users, including manufacturers, technology firms, healthcare institutions, and educational facilities. Enova Power is typically a summer electricity load peaking utility.

[1] EB-2022-0006

Figure 1: Enova Power Service Territory Map

Enova Power's head office is located at 301 Victoria Street South Kitchener, ON (the "Victoria Street Property"). This location has served as the main operations centre for one of Enova Power's legacy utilities (Kitchener Wilmot Hydro) since 1982 and now serves as Enova Power's head office since its formation through the merger completed in 2022.

1.3. Enova Power MAADs (EB-2022-0006)

The predecessor utilities to Enova Power indicated as part of the MAADs proceeding that, at that time, they did not expect to file an ICM during the deferred rebasing period, explaining that it had both the KWHI DSP (EB-2019-0049) and the WNHI DSP (EB-2020-0059) that covered the first portion of the deferred rebasing period. However, the predecessors to Enova Power also expressly reserved the right to revisit this determination as required throughout the deferred rebasing period.[2]
In this context, the OEB determined at Section 4.4.2 of its June 28, 2022 Decision and Order approving the merger of the former Kitchener-Wilmot Hydro Inc. and Waterloo North Hydro Inc. (EB-2022-0006) that:

[2] See response to SEC-10 in EB-2022-0006.

"*The OEB finds that should LDC MergeCo file an ICM related to capital investment in LDC MergeCo's distribution system beginning in 2025, regardless of which service area that ICM is for, it shall concurrently file a consolidated DSP. While existing OEB policies do not stipulate a time frame for a consolidated DSP, the OEB concludes that it is good utility practice as part of a consolidation to update a DSP for the consolidated entity at the earliest opportunity to take advantage of the synergies that the amalgamation presents. In the absence of a consolidated DSP, the OEB cannot determine if incremental capital can be accommodated within the base rates for the predecessor distributors.*"

2. Enova Power Facility Renovation

2.1. Victoria Street Property Overview

The Victoria Street Property comprises approximately 112,483 square feet (10,450 m^2) of commercially zoned land located in Kitchener, Ontario. The original property was built in 1982, with subsequent additions completed in 1987 and further expansions carried out in 2003. It is a multi-purpose facility and is the headquarters for Enova Power. The facility's uses include:

- **Main Office**: The main office includes various sub-types of space uses typical of offices (offices, meeting rooms, computer serves rooms, washrooms, etc.). Approximately 100 full-time office staff currently work out of the office on a regular basis, working typical 9-to-5 hours.
- **South Office Spaces**: The south office spaces refer to the group of conditioned spaces located within the garage and to the south of the garage. These spaces include the stations and line department office space, meter receiving and storage, washrooms and locker rooms, exercise and auditorium spaces.
- **Warehouse:** This space is typically used for the storage of physical materials used in process operations.
- **Garage:** The garage refers to the vehicle garage, used for vehicle maintenance and storage.

2.2. Challenges and Requirements

Following the merger, Enova Power continues to operate two significant office locations, one of which is the Victoria Street Property.

Components of the Victoria Street Property have exceeded their useful lives and require investment to maximize the utility's effectiveness and mitigate risk for employees and customers. Specifically, the Victoria Street Property's HVAC system is well past its useful life and requires replacement as soon as practically feasible. At the same time, the employee office space at the Victoria Street Property has not undergone

basic updating and renovation since 1987 resulting in a sub-optimal working environment for employees. Finally, the Victoria Street Property is home to Enova Power's customer-facing customer service centre, which (in addition to also requiring basic office updates) currently is compliant, but provides inconvenient and sub-optimal access for customers with accessibility needs. A more readily accessible customer service centre is required to meet expectations of sufficient accessibility for all Enova Power customers in a manner that protects the dignity of those with accessibility needs.

The following sub-sections summarize the challenges and requirements identified at the Victoria Street Property with respect to the HVAC system, office space conditions, and the customer service centre, respectively.

2.2.1.1. HVAC System

The current Victoria Street Property HVAC system was installed 41 years ago and is well past its estimated useful life of 20 to 25 years. The age and deteriorating effectiveness of the HVAC equipment has led to inconsistent or inadequate temperature control, increased operational costs, and elevated risk of system failure and business disruption. Below are pictures of the existing HVAC system.

Figure 2: Photos of HVAC

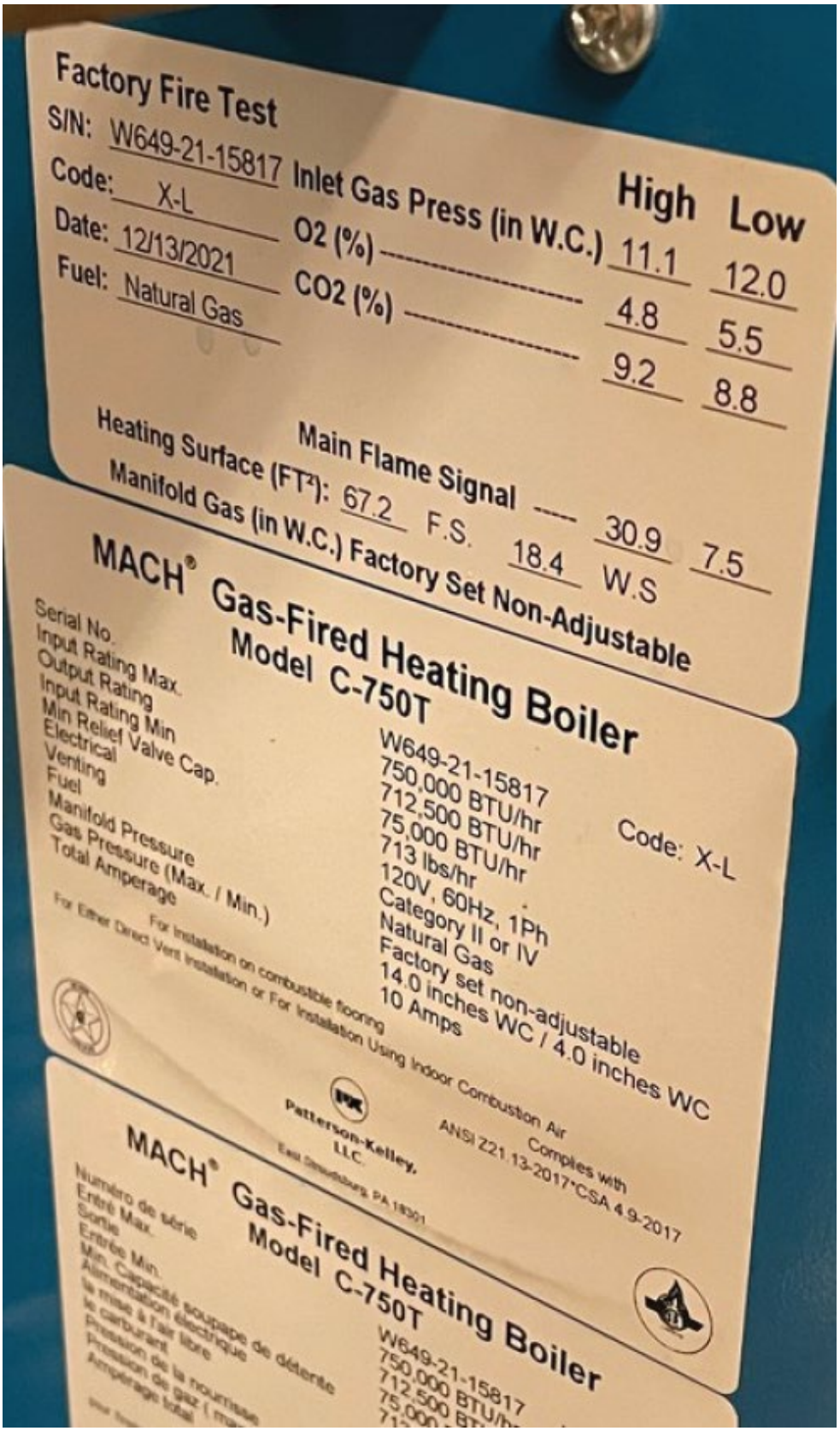
Factory Fire Test
S/N: W649-21-15817
Code: X-L
Date: 12/13/2021
Fuel: Natural Gas
Inlet Gas Press (in W.C.)
O2 (%)
CO2 (%)
High Low
11.1 12.0
4.8 5.5
9.2 8.8
Main Flame Signal
30.9 7.5
Heating Surface (FT²): 67.2 F.S. 18.4 W.S
Manifold Gas (in W.C.) Factory Set Non-Adjustable
MACH® Gas-Fired Heating Boiler
Model C-750T
Serial No.
Input Rating Max.
Output Rating
Input Rating Min
Min Relief Valve Cap.
Electrical
Venting
Fuel
Manifold Pressure
Gas Pressure (Max. / Min.)
Total Amperage
W649-21-15817
750,000 BTU/hr
712,500 BTU/hr
75,000 BTU/hr
713 lbs/hr
120V, 60Hz, 1Ph
Category II or IV
Natural Gas
Factory set non-adjustable
14.0 inches WC / 4.0 inches WC
10 Amps
Code: X-L
For Either Direct Vent Installation or For Installation Using Indoor Combustion Air
For Installation on combustible flooring
Patterson-Kelley, LLC.
East Stroudsburg, PA 18301
Complies with
ANSI Z21.13-2017*CSA 4.9-2017
MACH® Gas-Fired Heating Boiler
Model C-750T
Numéro de série
Entré Max.
Sortie
Entrée Min.
Min. Capacité soupape de détente
Alimentation électrique
le mise à l'air libre
le carburant
Pression de la nourrisse
Pression de gaz (ma
Ampérage total
W649-21-15817
750,000 BTU/h
712,500 BT

1

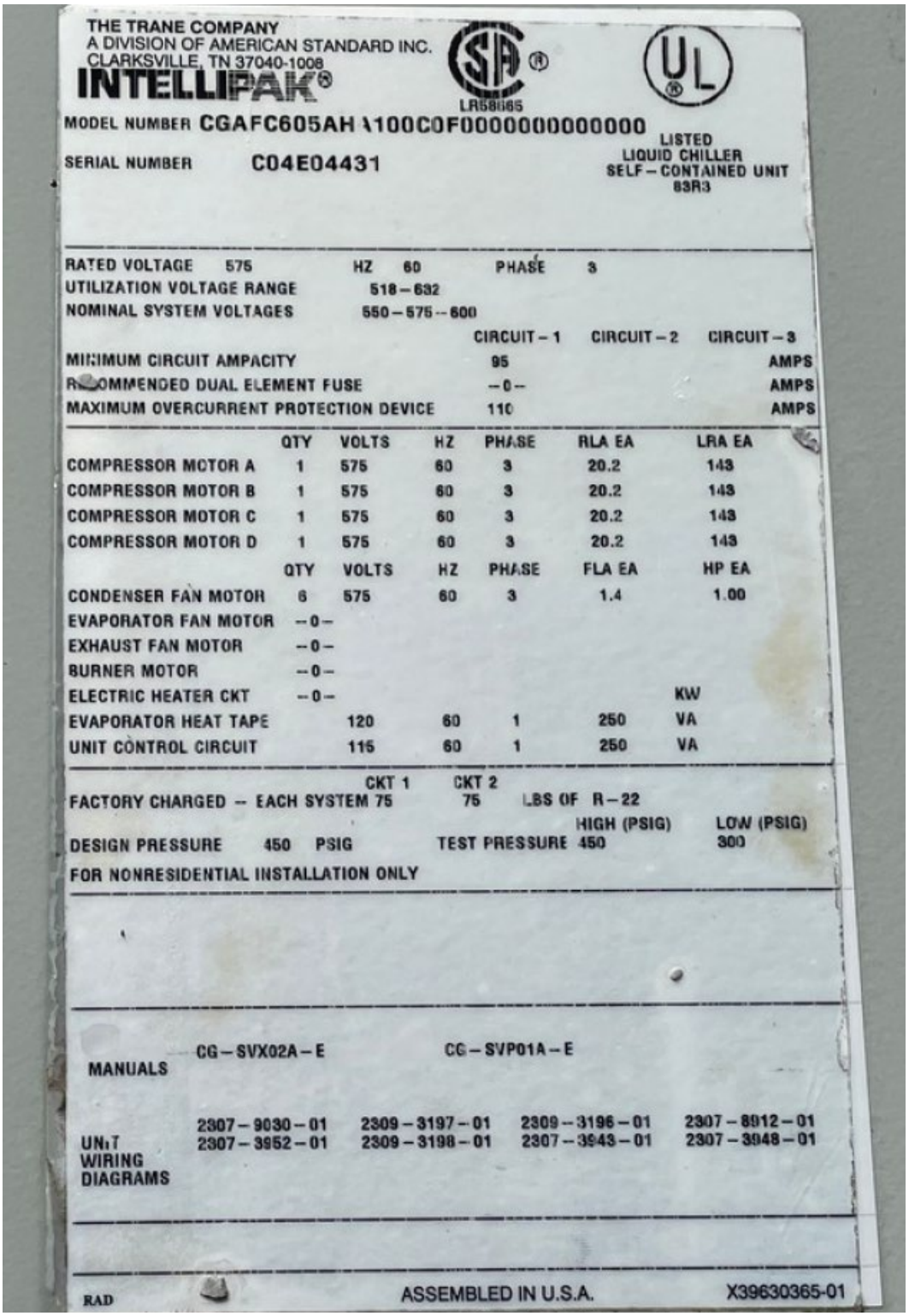

THE TRANE COMPANY
A DIVISION OF AMERICAN STANDARD INC.
CLARKSVILLE, TN 37040-1008

INTELLIPAK®

LR58665

MODEL NUMBER CGAFC605AH A100C0F0000000000000

SERIAL NUMBER C04E04431

LISTED
LIQUID CHILLER
SELF – CONTAINED UNIT
83R3

RATED VOLTAGE 575 HZ 60 PHASE 3
UTILIZATION VOLTAGE RANGE 518 – 632
NOMINAL SYSTEM VOLTAGES 550 – 575 – 600

	CIRCUIT – 1	CIRCUIT – 2	CIRCUIT – 3	
MINIMUM CIRCUIT AMPACITY	95			AMPS
RECOMMENDED DUAL ELEMENT FUSE	– 0 –			AMPS
MAXIMUM OVERCURRENT PROTECTION DEVICE	110			AMPS

	QTY	VOLTS	HZ	PHASE	RLA EA	LRA EA
COMPRESSOR MOTOR A	1	575	60	3	20.2	143
COMPRESSOR MOTOR B	1	575	60	3	20.2	143
COMPRESSOR MOTOR C	1	575	60	3	20.2	143
COMPRESSOR MOTOR D	1	575	60	3	20.2	143

	QTY	VOLTS	HZ	PHASE	FLA EA	HP EA
CONDENSER FAN MOTOR	6	575	60	3	1.4	1.00
EVAPORATOR FAN MOTOR	– 0 –					
EXHAUST FAN MOTOR	– 0 –					
BURNER MOTOR	– 0 –					
ELECTRIC HEATER CKT	– 0 –					KW
EVAPORATOR HEAT TAPE		120	60	1	250	VA
UNIT CONTROL CIRCUIT		115	60	1	250	VA

FACTORY CHARGED – EACH SYSTEM CKT 1 75 CKT 2 75 LBS OF R – 22

DESIGN PRESSURE 450 PSIG TEST PRESSURE HIGH (PSIG) 450 LOW (PSIG) 300

FOR NONRESIDENTIAL INSTALLATION ONLY

MANUALS CG – SVX02A – E CG – SVP01A – E

UNIT WIRING DIAGRAMS
2307 – 9030 – 01 2309 – 3197 – 01 2309 – 3196 – 01 2307 – 8912 – 01
2307 – 3952 – 01 2309 – 3198 – 01 2307 – 3943 – 01 2307 – 3948 – 01

RAD ASSEMBLED IN U.S.A. X39630365-01

1

The current HVAC system is increasingly incapable of delivering consistent temperature control to the Victoria Street Property. Enova Power has documented instances of in-building temperatures well outside of the acceptable range expected of office workers to execute their work. At best, inhospitable indoor temperatures create a distraction for employees and impede their day-to-day operations, while also eroding the positive employee experience required to attract and retain critical utility staff. At worst, this issue can create business disruption, as was the case on June 23, 2025, when internal temperatures reached 36 degrees Celsius because of an unanticipated chiller failure and Enova Power was required to close the customer entrance and send all office staff home. On average, there have been 1-2 events per year when equipment failure contributed to extreme internal temperatures that forced the closure of the Victoria Street office to employees and customers.

Advancements in HVAC technology over the past four decades have rendered this equipment outdated in terms of energy efficiency and performance capabilities compared to newer models. Upgrading to modern, energy-efficient systems creates the opportunity to reduce operating costs, with Enova Power forecasting a reduction of approximately $19k per year in energy costs by moving from its current HVAC system to the proposed HVAC system.[3] The inefficiency of the current natural gas fired HVAC system also results in the creation of more Greenhouse Gas ("GHG") emissions than are necessary to heat the Victoria Street Property, which is inconsistent with Enova Power's commitment to sustainability.

Most importantly, the age and condition of the current HVAC system create a heightened level of risk of catastrophic system failure disabling the system's capability to operate or be repaired. The full loss of heating and cooling capabilities at the Victoria Street Property would significantly hinder Enova Power's ability to carry on normal operations and serve customers. This risk is compounded by the reality that the timing of any such failure cannot be predicted and could coincide with a period of urgent utility work.

2.2.1.2. Interior Conditions

The Victoria Street Property's interior design and infrastructure no longer meet the demands of a modern utility workplace. The office was originally constructed and laid out to support a smaller workforce and a different operating model. Since that time, Enova Power has experienced workforce growth and has consolidated several key functions, such as Finance and Customer Service, into the Victoria Street location

[3] The OEB has previously ruled in its July 8, 2025 Decision and Order in EB-2024-0021 that "the OEB's current policy is that an ICM application is not a mechanism to deal with changes to OM&A costs such as those that are before the OEB in this proceeding."

to streamline operations and improve coordination. However, the physical workspace has not kept pace with this evolution. The original layout, designed around smaller, siloed work units, does not support the collaborative, flexible, and team-based workflows that are required today. As a result, the building's infrastructure has become a constraint on both productivity and efficiency, limiting the value of Enova's organizational effectiveness.

An example of this is the area where three superintendents' offices were in an open area. Frequently, confidential or personal conversations with employees were held in hallways, stairwells and in vehicles. Another example of the layout not meeting the demands of the workforce was two areas where open workspaces were reconfigured to be private offices without addressing the employee comfort or air flow. The result was offices not designed to provide comfort to the occupants. These offices were among those who reported complaints of excessive temperatures and health effects from working in their offices. Even those who had offices that were originally designed that way complained of the conditions and lack of temperature control.

Another system that is at end of life is the Fire Panel. The repair of the system is no longer supported by the vendor. Parts are no longer available, and upgrades or replacements were never performed to extend the useful life of the system.

From a workplace experience perspective, the highly dated interior finishes, furniture, and overall design are out of step with contemporary office standards. Employees today expect a modern, professional, and ergonomic work environment that fosters focus, collaboration, and wellbeing. Instead, staff at Victoria Street face an environment that is not optimized for larger teams, lacks adaptable spaces (such as breakout areas, meeting rooms, or quiet zones), and reflects an outdated aesthetic. This not only reduces day-to-day employee engagement but also creates challenges for talent attraction and retention in a competitive labor market. New hires, particularly younger professionals, increasingly factor the quality of workplace environments into their career decisions, and the Victoria Street Property falls short of expectations.

In addition, outdated building systems and infrastructure including lighting, HVAC, and IT/communications cabling further undermine employee experience and operational efficiency. Limited natural light, inefficient layouts, and aging systems can contribute to reduced comfort, higher utility costs, and lower overall morale.

Taken together, the deficiencies of the Victoria Street Property represent more than an aesthetic issue; they are a barrier to unlocking the full potential of Enova Power's workforce. Without modernization, the

utility risks not only inefficiencies in current operations but also a growing disadvantage in retaining and recruiting top-tier talent for the future.

2.2.1.3. Accessibility Challenges

The Victoria Street customer service centre requires significant remodeling to improve accessibility, functionality, and overall customer experience. The Victoria Street customer centre receives on average more than 50 customers per day. On average more than 50 customers attend at the Victoria Street customer service centre per day.

One example of the challenges to customer access was a discrepancy in the stair riser heights. The steps leading to the level with the Customer Care service counters are different heights, which has lead to both customers and employees tripping up or down the steps. Another accessibility challenge relates to the distance a customer or employee with mobility issues must travel to access Customer Service. Customers with disabilities do not have equal opportunity as other customers as they must travel 25m further than others to gain access to the main customer entrance.

Figure 3: Main Stairs with Differing Riser Heights



The Customer Care space, which serves as the primary point of contact for many of Enova Power's customers, no longer reflects modern service expectations or accessibility standards. Similar to other portions of the building's interior, the customer service centre has not undergone any meaningful update or renovation in many years. As a result, the layout, furniture, lighting, and finishes are outdated and fail to provide an inviting or professional environment. This lack of modernization impacts both customers and employees. For customers, the current design presents barriers to accessibility, with limited accommodation for individuals with mobility challenges, visual impairments, or other needs. The reception and service areas are not configured to support privacy during transactions, which can create discomfort for those discussing sensitive account or billing matters. In addition, the overall atmosphere is unappealing and does not project the level of professionalism and care that Enova Power aims to provide.

For staff, the outdated space negatively affects morale and productivity. The customer service centre lacks ergonomic workstations, sufficient lighting, and modern technology integration, all of which are essential for efficient service delivery. Staff are expected to perform high-value customer-facing work in an environment that does not support their needs or reflect the company's standards for employee well-being.

Remodeling the customer service centre would address these issues by creating a space that is accessible, welcoming, and aligned with contemporary workplace and customer service design. Improvements are planned to include barrier-free access, upgraded seating and service counters, private consultation areas, enhanced lighting and acoustics, and the integration of modern digital tools to support seamless transactions. These changes would not only improve the daily experiences of customers and employees but also reinforce Enova Power's commitment to inclusivity, professionalism, and high-quality service.

The current physical layout of the customer service centre was constructed at a time when accessibility was not fully integrated into the planning and design of commercial buildings. Figure 4 highlights the present accessibility conditions of the customer service area.

Figure 4: Customer Service Accessibility Route

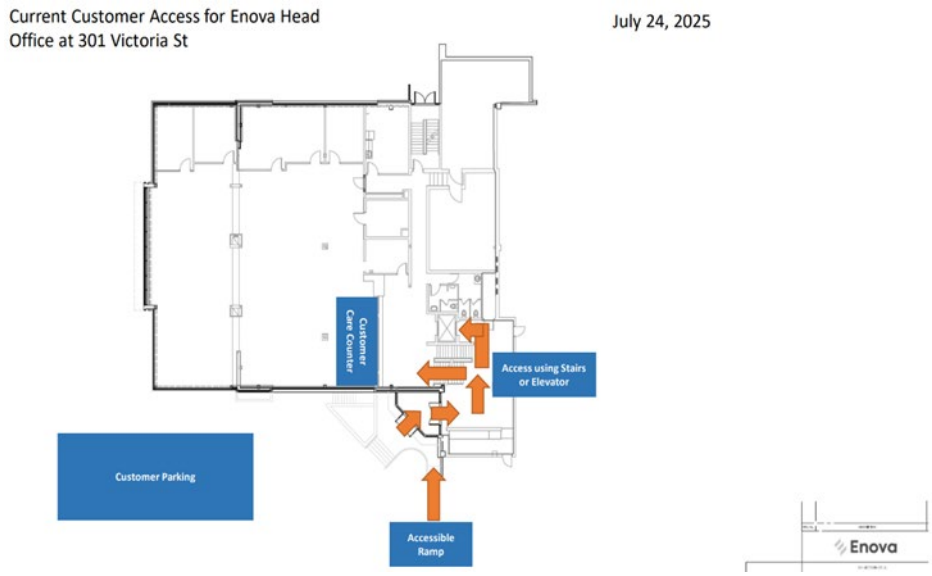

At present, customers access the facility by first ascending an accessible ramp, which leads into a small entrance foyer. However, the foyer is not level with the main floor of the customer service centre. As a result, customers with accessibility needs must locate and use a small elevator to ascend and descend to the service area. While functional, the location and signage of the elevator are not intuitive, creating confusion and inconvenience for many visitors. Enova Power's staff have often been required to position themselves in the foyer specifically to guide customers to the elevator, highlighting that the current design unintentionally creates a barrier to independent and seamless access.

By contrast, customers without accessibility needs can walk directly into the customer service centre without delay, making the elevator requirement an unnecessary additional step for those with mobility challenges. Although the existing layout is technically compliant with legislated accessibility standards, Enova Power's view is that compliance alone is insufficient. The company believes that accessibility should extend beyond meeting minimum requirements to ensure a welcoming and equitable experience for all customers. Equal and convenient access is essential for providing dignified service, and customers with accessibility needs should not be subject to additional effort, uncertainty, or reliance on staff intervention simply to reach the same service counter.

2.3. Facility Renovation Project Description

2.3.1. **Project Scope**

Enova Power has determined that the challenges associated with its Victoria St Property are best addressed through investment in a new HVAC system, comprehensive interior renovations, and improved accessibility to the customer service centre. The proposed plan aligns with Enova's five-year strategic goals, addresses operational inefficiencies, enhances employee satisfaction, and positions Enova for future success.

The most imminent challenge facing the Victoria Street Property is its aging HVAC system, and in particular the heightened risk of catastrophic system failure and business disruption. Initial design consultations regarding an HVAC upgrade revealed that in isolation, HVAC replacement would result in temporary relocation of staff and disruption to normal operations. Further, in isolation this work would require demolition of some interior office spaces, which would subsequently require repair. Under these circumstances, and in light of the other challenges noted at the Victoria Street Property, Enova Power determined the most efficient and cost-effective course of action was to complete required interior renovations at the same time. Performing the renovation with the HVAC upgrade is more cost effective and less disruptive, as it eliminates the need to displace employees more than once, and avoids interior space being demolished to facilitate the HVAC upgrade, repaired, and subsequently demolished or altered again as part of interior renovations. The same dynamic is true of accessibility upgrades to the customer service centre, wherein the separation of interior renovations from accessibility improvements would result in higher costs and more employee (and customer) disruption.

2.3.1.1. HVAC Upgrades

Enova Power's planned HVAC system upgrades include installing two systems in Victoria Street facility:

- The first system change is the installation of a new Air Source Variable Refrigerant Flow (VRF) and Dedicated Outside Air System with Energy Recovery systems throughout the three floors in the main office, and the two floors including the Metering workshop, Auditorium, trades offices and locker rooms.
- The second system change is converting the Stores Warehouse and Vehicle Storage Garage heating from natural gas-fired radiant tube heaters to overhead electric radiant heating.

Enova Power commissioned Walter-Fedy to produce a Level 2 Energy Audit for the Victoria Street Property. The objective of this engagement was to identify and analyze alternative holistic HVAC system retrofit scenarios that reduce GHG emissions and utility costs, and to recommend a preferred scenario through collaboration with Enova Power. The Energy Audit identified 26 energy efficiency measures and 6 clusters of complimentary solutions. Options ranged from capital expenditures of $4.6M, on an Air Source Variable Refrigerant Flow cluster, to $18.2M Comprehensive option.

2.3.1.2. Interior Renovations & Accessibility

A Space Planning Audit was performed to evaluate the new requirements of each department inhabiting the space. Several changes were evaluated, including a new accessible main customer entrance on the ground floor, the proximity of collaborative departments to improve workflow efficiency, and standard workstation dimensions for open workstations, private offices, and hoteling stations. Enova Power considered a ratio of employees to meeting room spaces and creating flexible meeting rooms using moveable dividers for less frequently required larger groups.

The interior renovation supports the workforce by changing the outdated design and infrastructure to an innovative and inviting work environment, prioritizing employee well-being and customers accessibility needs. This redesign is a crucial investment in efficiency, productivity, inclusivity and long-term sustainability of Enova Power.

2.4. Facility Renovation Financial Summary

The total project capital cost estimate is $12.98M. The renovations began in Q2 2026, with an in-service date of Q2 2027. A breakdown of the Facility Renovation capital expenditures is provided below, and has been entered into the ICM models accompanying this application, separated into the categories of mechanical upgrades relating to the HVAC system, renovations relating to the updating of interior spaces, and additions relating to expansion of the facility by 1,500 square feet to accommodate customer accessibility renovations:

Table 1: Facility Renovation Costs

Component	$M
Building Renovation	$7.48
Addition	$0.93
Mechanical Upgrades	$4.57
Total	**$12.98**

The table 2 below summarizes the incremental revenue requirement resulting from approval of the capital expenditures associated with the Facility Renovation, which is allocated to Enova Power's KWRZ and WNRZ as further described in this evidence:

Table 2: Incremental Revenue Requirement

Incremental Revenue Requirement	KWRZ	WNRZ	Total
Return on Rate Base[4]	$427,774	$245,072	$672,846
Amortization / Depreciation	$358,171	$206,877	$565,047
Grossed-Up PILs	$20,348	$10,546	$30,894
Annual Revenue Requirement	$806,293	$462,495	$1,268,787

2.5. Options Analysis

In making its decision to pursue the most cost-effective option to meet operational needs, Enova Power completed an assessment of available facility renovation alternatives. Prior to examining detailed options for the renovation of the Victoria Street Property, Enova Power made two determinations:

1) Repatriating all Enova Power staff currently located at the head offices of its two legacy utilities into one of the existing facilities is not considered feasible due to space constraints and design limitations at both sites; and,

[4] Deemed interest expense and OEB-approved return on equity at blended Enova Power OEB-approved cost of capital parameters

2) The sale of both the Victoria Street Property and the legacy Waterloo North Hydro buildings and the acquisition of a newly constructed facility was contemplated and dismissed on the basis of cost.

With the above two determinations made, a more discrete and detailed options analysis was completed specific to the renovation of the Victoria Street Property.

1. Option 1: Do Nothing

No improvements or changes would be made under this option other than continued HVAC system maintenance, which would maintain and increase the risk of HVAC system failure over time, compromise workplace safety, and negatively impact employee satisfaction. This option was not selected, as the replacement of the HVAC system is deemed necessary and urgent.

2. Option 2: HVAC Upgrade (Air-source VRF)

This option involves replacing the existing HVAC system in the Main and South offices with an air-source VRF system; an efficient and electrified solution that reduces reliance on fossil fuels and addresses end-of-life equipment issues. Radiant heating would also be installed in the warehouse and garage.

This option was not selected due to the additional benefits achievable by undertaking necessary interior renovations alongside the HVAC upgrade, which better aligns with Enova Power's long-term need and strategy. As previously noted, the HVAC replacement alone is unavoidable and would cause significant disruption. At the same time, the interior office renovation and accessibility needs at the Victoria Street Property would remain unaddressed in the immediate future under this option, which would require additional disruption in the near-term at incremental cost relative to a comprehensive project. Enova Power determined that undertaking other necessary facility upgrades at the same time was a prudent approach. This strategy minimizes overall disruption and productivity loss by consolidating disturbances into a single period, rather than facing repeated interruptions over multiple years.

3. Option 3: HVAC Upgrade (Air-source VRF), Interior Renovations and Customer Services Accessibility Expansion (1,500 sq. ft.) ***[PREFERRED OPTION]***

This option is the preferred option, as described in this application. Under this option, the existing HVAC system would be replaced with an air-source VRF system in the Main and South offices, with radiant heating in the warehouse and garage. Interior renovations and a 1,500 square foot expansion of the customer

service area to improve accessibility will be completed concurrently. This option was selected as it represents the most cost-effective alternative, while delivering all necessary improvements to the Victoria Street Property.

4. Option 4: HVAC Upgrade (Air-source VRF), Interior Renovations and Customer Services Accessibility Expansion (3,000 sq. ft.)

Similar to Option 3, this option includes the air-source VRF HVAC system, radiant heating, and interior renovations, but expands the customer service accessibility area by 3,000 square feet. This option was not selected because the incremental costs outweighed the incremental benefits, making it a less prudent investment. Enova Power concluded it could accomplish its employee satisfaction, customer service, and accessibility needs with a small expansion of the customer service centre of 1,500 square feet; reducing capital expenditures and bill impacts for ratepayers.

5. Option 5: HVAC Upgrade (Comprehensive), Interior Renovations and Customer Services Accessibility Expansion (3,000 sq. ft.)

This option includes all elements of Option 4 but replaces the HVAC system with the Comprehensive cluster identified by Walter-Fedy. The Comprehensive cluster includes upgrading domestic hot water heaters to a ground-source heat pump, converting garage heating to electric radiant systems, and completing various other improvements (walls, roofs, windows, and doors upgrades). This option maximizes energy cost reductions at the Victoria Street Property, has the highest GHG reductions of any technical option analyzed, and would eliminate the use of natural gas in the facility.

This option was not selected due to the high capital cost of the Comprehensive cluster HVAC option. WalterFedy estimated the cost of the Comprehensive HVAC cluster to be $18.2M; significantly greater than the cost of the air-source VRF option, while delivering minimal incremental GHG reductions.

The following table compares the five options identified across essential metrics of estimated costs[5] and outcomes:

Table 3: Facility Options Analysis

Metric	Option 1: Do Nothing	Option 2: HVAC Upgrade (Air-source VRF)	Option 3: HVAC Upgrade (Air-source VRF) + Interior Renovations + Customer Services Accessibility Expansion (1,500 sq. ft.)	Option 4: HVAC Upgrade (Air-source VRF) + Interior Renovations + Customer Services Accessibility Expansion (3,000 sq. ft.)	Option 5: HVAC Upgrade (Comprehensive) + Interior Renovations + Customer Services Accessibility Expansion (3,000 sq. ft.)
2027 Capital Expenditures	$0	$4,653,295	$12,978,250	$20,460,992	$34,133,790
2027 to 2047 NPV of Revenue Requirement (20 years)	$0	$11,291,994	$22,069,697	$31,964,336	$53,528,400
Gross Floor Area: ft2	112,483	112,483	113,983	115,483	115,483
Risk of HVAC Failure	Significant	Low	Low	Low	Low
Improved Staff Satisfaction	Status Quo	No	Yes	Yes	Yes
Improved Staff Retention	No	No	Yes	Yes	Yes
Improved Accessibility	Status Quo	Status Quo	High	High	High
In-Person Customer Experience	Poor	Poor	Excellent	Excellent	Excellent
Total GHG Reduction (%)	0	76.90%	76.90%	76.90%	80.1%
Utility Electricity Use Reduction (%)	0	17%	17%	17%	1%
Utility Gas Use Reduction (%)	0	99.8%	99.8%	99.8%	100%
Total Utility Costs ($/year)	218,544	199,345	199,345	199,345	170,750
Project cost per GHG reduction ($yr/tCO2e)	0	18,237	18,237	18,237	68,572
Disruption Time	No	Yes	Yes	Yes	Yes

Recommended Option: HVAC Upgrade, Interior Renovation and Customer Service Accessibility

On analysis of the 5 options described above, Enova Power concluded Option 3 is the most cost-effective option. Option 3 meets all of Enova Power's most pressing needs with respect to the Victoria Street

[5] The costs reflect the current proposed estimates and may vary from estimates provided in the 2025 WalterFedy Report included in the Business Case.

Property, in an affordable manner with limited bill impacts for customers. This transformation is not only an aesthetic and functional improvement, but a crucial investment in the efficiency, productivity, and long-term sustainability of Enova Power.

2.6. Benchmarking

To assess the relative reasonableness and prudence of Enova Power's Facility Renovations, a benchmarking scan was completed to attempt comparison of the Victoria Street Property renovations to those of other distributors in Ontario in recent years. On completion of the scan, Enova Power's consultant Utilis Consulting Inc. concluded that relevant comparator data/metrics could not be obtained as the nature and scope of renovations reviewed differed significantly, preventing the completion of a meaningful benchmarking analysis. Table 4 shows the list of utilities and OEB proceeding records that were reviewed as part of the benchmarking scan.

Table 4: List of Precedents for Benchmarking Analysis

Utility	Docket Number
Centre Wellington Hydro	EB-2024-0012
Entegrus Powerlines	EB-2015-0061
Oakville Hydro	EB-2009-0271
Milton Hydro	EB-2022-0049
Essex Powerlines	EB-2024-0022
Welland Hydro	EB-2024-0058
Energy+	EB-2018-0028
ERTH Power	EB-2024-0021
Festival Hydro	EB-2024-0023

2.7. Stakeholder Engagement

Enova Power engaged its Board of Directors and Shareholders as it advanced its analysis and recommendations to renovate the Victoria Street Property. The Board and Shareholders approved the

need to renovate/upgrade the existing facility. Enova Power conducted a project-specific customer survey, which was available online to customers from May to July 2026. The survey was distributed to residential customers with a sample size of 204. Around 62 percent of the respondents viewed the selected renovation plan favourably, with 68 percent indicated that they found the proposed bill increase acceptable.

3. Incremental Capital Module Eligibility

The OEB's ICM policy, as set out in the Report of the Board New Policy Options for the Funding of Capital Investments: The Advanced Capital Module, dated September 18, 2014 and the subsequent Report of the OEB New Policy Options for the Funding of Capital Investments: Supplemental Report (collectively referred to as the "ICM Report"), dated January 22, 2016, was established to address the treatment of a distributor's capital investment needs that arise during a Price Cap IR rate-setting plan which are incremental to a calculated materiality threshold.

In order to be eligible for incremental capital, an ICM claim must be incremental to a distributor's capital requirements within the context of its financial capacities underpinned by existing rates; and satisfy the eligibility criteria of materiality, need and prudence, as set out in the ICM Report and shown below:

Table 5: ICM Eligibility Criteria

Criteria	Description
Materiality	A capital budget will be deemed to be material, and as such reflect eligible projects, if it exceeds the OEB-defined materiality threshold. Any incremental capital amounts approved for recovery must fit within the total eligible incremental capital amount (as defined in this ACM Report) and must clearly have a significant influence on the operation of the distributor; otherwise they should be dealt with at rebasing. Minor expenditures in comparison to the overall capital budget should be considered ineligible for ACM or ICM treatment. A certain degree of project expenditure over and above the OEB-defined threshold calculation is expected to be absorbed within the total capital budget.
Need	The distributor must pass the Means Test (as defined in the ACM Report). Amounts must be based on discrete projects and should be directly related to the claimed driver. The amounts must be clearly outside of the base upon which the rates were derived.
Prudence	The amounts to be incurred must be prudent. This means that the distributor's decision to incur the amounts must represent the most cost-effective option (not necessarily least initial cost) for ratepayers.

3.1. Materiality

The ICM Report sets out two materiality tests: the Materiality Threshold and the Project-Specific Materiality Test:

1. **Materiality Threshold**: A capital budget will be deemed to be material, and as such reflect eligible projects, if it exceeds the Board-defined materiality threshold. Any incremental capital amounts approved for recovery must fit within the total eligible incremental capital amount (as defined in the OEB's ICM Report) and must clearly have a significant influence on the operation of the distributor; otherwise they should be dealt with at rebasing.

2. **Project Specific Materiality Test**: Minor expenditures in comparison to the overall capital budget should be considered ineligible for ICM treatment. A certain degree of project expenditure over and above the Board-defined threshold calculation is expected to be absorbed within the total capital budget.

3.1.1.Materiality Threshold and Maximum Eligible Incremental Capital

In order to determine the maximum eligible incremental capital which a distributor may seek recovery of in an ICM application, the applicant must first complete calculation of the Board-defined materiality threshold using the following formula:

$$\boldsymbol{Threshold\ Value}\ (\%) = \mathbf{1} + \left[\left(\frac{\boldsymbol{RB}}{\boldsymbol{d}}\right) \times (\boldsymbol{g} + \boldsymbol{PCI} \times (\mathbf{1} + \boldsymbol{g}))\right] \times \left((\mathbf{1} + \boldsymbol{g}) \times (\mathbf{1} + \boldsymbol{PCI})\right)^{\boldsymbol{n} - \mathbf{1}} + \mathbf{10}\%$$

where:

RB = Approved rate base from the distributor's last CoS application.

d = Approved depreciation expense from the distributor's last CoS application.

g = Growth is calculated based on the percentage difference in distribution revenues between the most recent complete year and the distribution revenues from the most recent approved test year in a CoS application.

PCI = Price Cap Index (IPI stretch factor) of 3.0%, which in this application is equal to the OEB's published Inflation Factor for 2027 of 3.0%.

n = Number of years since the last rebasing.

Following the OEB's July 14, 2026 update to Chapter 3 of the Filing Requirements, distributors are required to use actual inflation factors over the historical period. However, the current OEB ICM models continue to operate using a single inflation factor input., as shown below:

In order to meet the OEB's guidance regarding actual inflation factors, while also maintaining compliance with the requirement to rely on the OEB's ICM model and utilize the rate-making functionality it provides, Enova has calculated Geomean averages of the applicable inflation factors for each of its Rate Zones to determine a single inflationary input into the OEB's ICM model.

Enova Power has completed the OEB's most recent ICM Model for each of the Kitchener-Wilmot Hydro and Waterloo North Hydro rate zones to determine the materiality thresholds for the 2027 rate year, as shown below.

Table 6: ICM Materiality Thresholds

Rate Zone	Materiality Threshold
Kitchener-Wilmot Hydro Rate Zone	$22,836,983
Waterloo North Hydro Rate Zone	$21,386,004

Per the ICM Report, the materiality threshold must be compared against the total planned capital expenditures for the year in question. The total planned capital expenditures, less the materiality threshold, equal the maximum eligible incremental capital which may be sought for ICM recovery.

Enova is an integrated utility that manages its financial operations on a consolidated basis. However, for the purpose of this ICM application, the utility was required to allocate costs between the two rate zones. Accordingly, Enova allocated the total planned capital expenditures, project costs and related depreciation expense, and Capital Cost Allowance (CCA) based on the proportion of customers in each rate zone.

As noted, Enova Power has completed a DSP for its entire service territory (i.e. the KWRZ and WNRZ) attached to this application, which informs planned capital expenditures in 2027. The total planned capital expenditures in 2027 are $78.7M.

The 2027 capital expenditure forecast was allocated 63.4% to KWRZ and 36.6% to WNRZ based on the percentage of customers in each rate zone. Using this cost allocation, the planned 2027 capital expenditures for the KWRZ and WNRZ are $49.9M and $28.8M, respectively.

Utilizing the figures above, Enova Power has calculated the maximum eligible incremental capital for each rate zone, and determined that 100% of the Facility Renovation is eligible for incremental funding in accordance with the materiality threshold test, as demonstrated below:

Table 7: Maximum Eligible Incremental Capital

Component	
Kitchener-Wilmot Hydro Rate Zone	
Capital Expenditures	$49,889,018
Materiality Threshold	$22,836,983
Maximum Eligible Incremental Capital	$27,052,035
Waterloo North Hydro Rate Zone	
Capital Expenditures	$28,815,564
Materiality Threshold	$21,386,004
Maximum Eligible Incremental Capital	$7,429,560
Total Maximum Eligible Incremental Capital	**$34,481,595**
Facility Renovation Capital Cost	$12,978,250
Eligibility of Facility Renovation for ICM Funding (%)	100%

3.1.2.Project Specific Materiality

At a capital cost of $12.98M, the Facility Renovation represents a one-time expenditure that increases Enova Power's planned 2027 capital expenditures by approximately 16.5% or 80% General Plant. This cannot be effectively paced over a longer period of time, nor can it be used to offset or defer other necessary capital investments. Enova Power submits that the Facility Renovation is clearly not a minor expenditure as referenced in the ICM Report. Further, as described in section 2 above, the Facility Renovation is an

important and foundational investment, that will have a significant influence on the operations of the utility now and in the future.

Enova Power submits that the Facility Renovation passes the project specific materiality test.

3.2. Need

In order to qualify for ICM funding, a distributor must demonstrate that there is a need for the incremental funding. The ICM Report requires a three-fold test to demonstrate need:

1. The distributor must pass the Means Test.
2. Amounts must be based on discrete projects and should be directly related to the claimed driver.
3. The amounts must be clearly outside of the base upon which rates were derived.

3.2.1.Means Test

If a distributor's most recently available regulated return on equity ("ROE") exceeds 300 basis points above the deemed ROE embedded in the distributor's rates, then funding for any incremental capital project would not be allowed. In Enova Power's case, the appropriate value for comparison is a blended deemed ROE between the KWRZ and WNRZ, weighted by rate base at the time of MAADs approval. On this basis, the following table presents Enova Power's completion of the Means Test:

Table 8: Means Test

Details	2025	2024	2023	2022
Actual ROE	8.14%	6.77%	7.32%	8.07%
Deemed ROE	8.43%	8.43%	8.43%	8.43%
Difference	**-0.29%**	**-1.66%**	**-1.11%**	**-0.36%**

Enova Power meets the OEB's Means Test for ICM eligibility.

3.2.2.Discrete Project Unfunded through Rates

As described in Section 2 above, the Facility Renovation is a discrete capital project that is not part of an ongoing capital program and is not funded through existing distribution rates. Given the investment's significant, one-time, and foundational nature for the utility, Enova Power submits that the project satisfies Parts 2 and 3 of the OEB's Need Test for ICM eligibility.

3.3. Prudence

To satisfy the criteria of prudence, a distributor needs to establish that the incremental capital amount it proposes to incur is prudent. To satisfy the "prudence test", a distributor must demonstrate that its decision to incur the incremental capital represents the most cost-effective option for its customers (though, not necessarily the least cost option).

As further described in section 2.5 above, Enova Power completed an Options Analysis to meet its facility needs and has concluded that the HVAC Upgrade (Air-source VRF), Interior Renovations and Customer Services Accessibility Expansion (Option 3) represent the most cost-effective option for ratepayers.

In additional demonstration of prudence, Enova Power engaged Walter-Fedy to prepare a Level 2 Energy Audit for the Victoria Street Property to identify and analyze alternative holistic HVAC system retrofit scenarios that reduce GHG emissions and utility costs, and to recommend a preferred scenario through collaboration with Enova Power. Similarly, a Space Planning Audit was completed to assess in detail the amount of interior space required per employee to guide the optimal design of Enova Power's interior renovations. Enova Power submits that the proposed renovations to the Victoria Street Property are functional and appropriate for the current needs of Enova Power.

Enova Power undertook a procurement process to ensure that project costs were competitively assessed and managed.

- Swing Space Tender: The Invitation to Tender began on October 8, 2025, and was completed on October 22, 2025. A total of 150 vendors/subcontractors were invited to participate in the procurement process.

- Main Renovation Tender: Invitation to Tender was sent out on March 20, 2026 and closed on April 9, 2026. A total of 280 vendors / subcontractors were invited to participate in the procurement process.

The process was managed by AEC Developments. Following the evaluation process, Enova Power selected the successful proponent based on the overall value provided, cost efficiency, and the proponent's ability to meet the project requirements. The selected proponent was then used to develop the project budget.

Enova Power submits that it has passed the OEB's Prudence Test for the purpose of ICM eligibility.

4. ICM Financial Implications

4.1. Half-Year Rule, Capital Cost Allowance and PILs

The Half-Year Rule is not applicable in this case as the Facility Renovation in-service year (2027) does not coincide with the final year of Enova Power's IRM term (currently planned for 2033).

Enova Power notes that it has not reflected the recent changes to Capital Cost Allowance tax rules, resulting from Bill C-97, in its ICM calculations. Consistent with the OEB's letter of July 25, 2019, Enova Power intends to book any impacts of the CCA rule changes in account 1592-PILS and Tax Variances for this and all other affected capital additions.

4.2. Derivation of ICM Rate Riders

Enova Power is seeking OEB approval of the ICM rate riders identified in this section to recover the incremental capital-related revenue requirement associated with the Facility Renovation. The following table depicts the incremental revenue requirement, as calculated in the KWRZ and WNRZ ICM models attached to this application.

Although the Victoria Street facility is physically located within the Kitchener-Wilmot Rate Zone (KWRZ), it serves as Enova Power's primary corporate and operational headquarters supporting both the KWRZ and the Waterloo North Rate Zone (WNRZ). The facility houses corporate and shared service functions that provide support across Enova's entire distribution system, including executive leadership, finance, regulatory affairs, partial engineering, system planning, operations management, customer service, human resources, asset management, procurement, health and safety, and other administrative functions. Staff located at the facility are responsible for planning, operating, maintaining, and supporting the distribution systems and customers in both rate zones.

The following table depicts the incremental revenue requirement, as calculated in the KWRZ and WNRZ ICM models attached to this application:

Table 9: Incremental Revenue Requirement

Incremental Revenue Requirement	KWRZ	WNRZ	Total
Return on Rate Base[6]	$427,774	$245,072	$672,846
Amortization / Depreciation	$358,171	$206,877	$565,047
Grossed-Up PILs	$20,348	$10,546	$30,894
Annual Revenue Requirement	$806,293	$462,495	$1,268,787

Enova Power has completed the OEB's ICM model for both the KWRZ and WNRZ, relying on data from each rate zone's most recent Cost of Service approval, 2025 actual billing determinants, 2026 current rates, and details of the Facility Renovation's costs as inputs. The completed ICM models for the KWRZ and WNRZ have been provided as Appendix J and Appendix K, respectively. The resulting ICM rate riders for each rate zone are presented in the tables below:

Table 10: KWRZ ICM Riders

Rate Class	Total Revenue by Rate Class	Billed Customers or Connections	Billed kWh	Billed kW	Service Charge Rate Rider	Distribution Volumetric Rate kWh Rate Rider	Distribution Volumetric Rate kW Rate Rider
RESIDENTIAL	$461,248	94,957	771,458,208	0	0.40		
GENERAL SERVICE LESS THAN 50 kW	$106,032	8,234	240,967,549	0	0.50	0.0002	
GENERAL SERVICE 50 TO 4,999 KW	$230,935	1,001	867,573,865	2,251,078	3.30		0.0850
UNMETERED SCATTERED LOAD	$2,487	917	3,973,989	0	0.13	0.0003	
STREET LIGHTING	$5,591	26,262	7,184,263	19,991	0.01		0.0836
Total	**$806,293**	**131,371**	**1,891,157,874**	**2,271,069**			

[6] Deemed interest expense and OEB-approved return on equity at blended Enova Power OEB-approved cost of capital parameters.

Table 11: WNRZ ICM Riders

Rate Class	Total Revenue by Rate Class	Billed Customers or Connections	Billed kWh	Billed kW	Service Charge Rate Rider	Distribution Volumetric Rate kWh Rate Rider	Distribution Volumetric Rate kW Rate Rider
RESIDENTIAL	$247,942	53,298	462,371,774	0	0.39		
GENERAL SERVICE LESS THAN 50 kW	$74,977	6,201	220,045,414	0	0.34	0.0002	
GENERAL SERVICE 50 TO 4,999 KW	$126,604	671	672,942,246	1,776,669	1.25		0.0656
LARGE USE	$9,437	1	93,284,666	163,944	73.33		0.0522
UNMETERED SCATTERED LOAD	$1,533	574	3,551,222	0	0.11	0.0002	
STREET LIGHTING	$1,974	15,534	3,575,638	9,977	0.00		0.1197
EMBEDDED DISTRIBUTOR	$27	1	52,095,723	105,712	0.00		0.0003
Total	**$462,495**	**76,280**	**1,507,866,684**	**2,056,302**			

Enova Power proposes the ICM rate riders above be made effective January 1, 2027, and continue in rates through to Enova Power's next re-basing, planned for 2033 rates.

4.3. Deferral and Variance Accounts

Enova Power requests Board approval to record amounts relating to the Facility Renovation in the applicable 1508 sub-accounts pertaining to ICM projects, with the intention of bringing forward ICM amounts for inclusion in rate base at the utility's next cost of service proceeding. Enova Power will follow the accounting treatment for deferral and variance accounts as described in the Accounting Procedures Handbook and the ICM Report.

4.4. Bill Impacts

The incremental bill impacts of the ICM rate riders (i.e. ICM bill impacts exclusive of any other component of Enova Power's 2027 IRM application) for each of Enova Power's rate zones are presented below:

Table 12: KWRZ Bill Impacts

ICM Rate Rider Bill Impacts	Distribution Bill	Total Bill	ICM Rider Revenue	Distribution Impact	Total Impact
RESIDENTIAL	$28.48	$126.86	0.40	1.40%	0.32%
GENERAL SERVICE LESS THAN 50 kW	$68.60	$327.28	0.90	1.31%	0.27%
GENERAL SERVICE 50 TO 4,999 KW	$591.02	$3,852.76	8.40	1.42%	0.22%
LARGE USE	$31,564.49	$457,200.56	0.00	0.00%	0.00%
UNMETERED SCATTERED LOAD	$45.75	$306.93	0.73	1.60%	0.24%
STREET LIGHTING	$304.67	$864.76	4.09	1.34%	0.47%
EMBEDDED DISTRIBUTOR	$10,876.32	$255,886.32	0.00	0.00%	0.00%

Table 13: WNRZ Bill Impacts

ICM Rate Rider Bill Impacts	Distribution Bill	Total Bill	ICM Rider Revenue	Distribution Impact	Total Impact
RESIDENTIAL	$40.35	$138.69	0.39	0.97%	0.28%
GENERAL SERVICE LESS THAN 50 kW	$81.85	$343.94	0.74	0.90%	0.22%
GENERAL SERVICE 50 TO 4,999 KW	$1,837.24	$17,649.06	17.65	0.96%	0.10%
LARGE USE	$86,417.69	$1,363,257.53	830.23	0.96%	0.06%
UNMETERED SCATTERED LOAD	$14.76	$41.16	0.14	0.95%	0.34%
STREET LIGHTING	$2,055.24	$11,411.14	19.75	0.96%	0.17%
EMBEDDED DISTRIBUTOR	$159.00	$361,429.86	1.80	1.13%	0.00%

Ontario Energy Board

Capital Module
Applicable to ACM and ICM

Note: Depending on the selections made below, certain worksheets in this workbook will be hidden.

Version 1.0

Unlock Model

Utility Name	Enova Power Corp.-Kitchener-Wilmot Hydro Rate Zone
Assigned EB Number	
Name of Contact and Title	Ravi Baichan
Phone Number	226 - 972 - 5334
Email Address	ravi.baichan@enovapower.com
Is this Capital Module being filed in a CoS or Price-Cap IR Application?	**Price-Cap IR**
Rate Year	**2027**
Indicate the Price-Cap IR Year (1, 2, 3, 4, etc) in which Enova Power Corp.-Kitchener-Wilmot Hydro Rate Zone is applying:	**7**
Next OEB Scheduled Rebasing Year	**2033**
Enova Power Corp.-Kitchener-Wilmot Hydro Rate Zone is applying for:	**ICM Rate Rider Approval**
Last Rebasing Year:	**2020**
The most recent complete year for which actual billing and load data exists	**2025**
Current IPI	**3.00%**
Strech Factor Assigned to Middle Cohort*	**III**
Stretch Factor Value	**0.30%**
Price Cap Index	**2.70%**

Based on the inputs above, the growth factor utilized in the Materiality Threshold Calculation will be determined by:

Revenues Based on 2025 Actual Distribution Demand

Revenues Based on 2020 Board-Approved Distribution Demand

Notes

Pale green cells represent input cells.

Pale blue cells represent drop-down lists. The applicant should select the appropriate item from the drop-down list.

White cells contain fixed values, automatically generated values or formulae.

This Workbook Model is protected by copyright and is being made available to you solely for the purpose of filing your ICM application. You may use and copy this model for that purpose, and provide a copy of this model to any person that is advising or assisting you in that regard. Except as indicated above, any copying, reproduction, publication, sale, adaptation, translation, modification, reverse engineering or other use or dissemination of this model without the express written consent of the Ontario Energy Board is prohibited. If you provide a copy of this model to a person that is advising or assisting you in preparing the application or reviewing your draft rate order, you must ensure that the person understands and agrees to the restrictions noted above.

While this model has been provided in Excel format and is required to be filed with the applications, the onus remains on the applicant to ensure the accuracy of the data and the results.

**As per ACM/ICM policy, the middle cohort stretch factor is applied to all ACM/ICM applications.*

OEB policies regarding rate-setting and rebasing following distributor consolidations could allow a distributor to not rebase rates for up to ten years. A distributor could also apply for and receive OEB approval to defer rebasing. If a distributor is under Price Cap IR for more than four years after rebasing and applies for an ICM, this spreadsheet will need to be adapted to accommodate those circumstances. The distributor should contact OEB staff to discuss the circumstances so that a customized model can be provided.

Ontario Energy Board

Capital Module
Applicable to ACM and ICM

Enova Power Corp.-Kitchener-Wilmot Hydro Rate Zone

Select the appropriate rate classes as they appear on your most recent Board-Approved Tariff of Rates and Charges, excluding the MicroFit Class.

How many classes are on your most recent Board-Approved Tariff of Rates and Charges? **6**

Once all rate class classifications have been entered, please press the update button.

Select Your Rate Classes from the **Blue Cells** below. Please ensure that a rate class is assigned to **each shaded cell.**

	Rate Class Classification
1	RESIDENTIAL
2	GENERAL SERVICE LESS THAN 50 kW
3	GENERAL SERVICE 50 TO 4,999 KW
4	LARGE USE
5	UNMETERED SCATTERED LOAD
6	STREET LIGHTING

Ontario Energy Board

Capital Module
Applicable to ACM and ICM

Enova Power Corp.-Kitchener-Wilmot Hydro Rate Zone

Input the billing determinants associated with Enova Power Corp.-Kitchener-Wilmot Hydro Rate Zone's Revenues Based on 2025 Actual Distribution Demand.
Input the current approved distribution rates. Sheets 4 & 5 calculate the NUMERATOR portion of the growth factor calculation.

		2025 Actual Distribution Demand			Current Approved Distribution Rates		
Rate Class	**Units**	**Billed Customers or Connections**	**Billed kWh**	**Billed kW (if applicable)**	**Monthly Service Charge**	**Distribution Volumetric Rate kWh**	**Distribution Volumetric Rate kW**
RESIDENTIAL	$/kWh	94,957	771,458,208		27.34		
GENERAL SERVICE LESS THAN 50 kW	$/kWh	8,234	240,967,549		33.46	0.0160	
GENERAL SERVICE 50 TO 4,999 KW	$/kW	1,001	867,573,865	2,251,078	222.94		5.7394
LARGE USE	$/kW				20736.13		1.9045
UNMETERED SCATTERED LOAD	$/kWh	917	3,973,989		8.98	0.0174	
STREET LIGHTING	$/kW	26,262	7,184,263	19,991	0.84		5.6469

Ontario Energy Board

Capital Module

Applicable to ACM and ICM

Enova Power Corp.-Kitchener-Wilmot Hydro Rate Zone

Calculation of pro forma 2020 Revenues. No input required.

	2025 Actual Distribution Demand			Current Approved Distribution Rates										
Rate Class	Billed Customers or Connections	Billed kWh	Billed kW (if applicable)	Monthly Service Charge	Distribution Volumetric Rate kWh	Distribution Volumetric Rate kW	Service Charge Revenue	Distribution Volumetric Rate Revenue kWh	Distribution Volumetric Rate Revenue kW	Revenues from Rates	Service Charge % Revenue	Distribution Volumetric Rate % Revenue kWh	Distribution Volumetric Rate % Revenue kW	Total % Revenue
	A	B	C	D	E	F	G	H	I	J	K = G / J	L = H / J	M = I / J	N
RESIDENTIAL	94,957	771,458,208		27.34	0.0000	0.0000	31,153,493	0	0	31,153,493	100.0%	0.0%	0.0%	57.2%
GENERAL SERVICE LESS THAN 50 kW	8,234	240,967,549		33.46	0.0160	0.0000	3,306,116	3,855,481	0	7,161,596	46.2%	53.8%	0.0%	13.2%
GENERAL SERVICE 50 TO 4,999 KW	1,001	867,573,865	2,251,078	222.94	0.0000	5.7394	2,677,955	0	12,919,839	15,597,795	17.2%	0.0%	82.8%	28.6%
LARGE USE				20,736.13	0.0000	1.9045	0	0	0	0	0.0%	0.0%	0.0%	0.0%
UNMETERED SCATTERED LOAD	917	3,973,989		8.98	0.0174	0.0000	98,816	69,147	0	167,963	58.8%	41.2%	0.0%	0.3%
STREET LIGHTING	26,262	7,184,263	19,991	0.84	0.0000	5.6469	264,721	0	112,888	377,609	70.1%	0.0%	29.9%	0.7%
Total	**131,371**	**1,891,157,874**	**2,271,069**				**37,501,100**	**3,924,628**	**13,032,727**	**54,458,455**				**100.0%**

Ontario Energy Board

Capital Module
Applicable to ACM and ICM

Enova Power Corp.-Kitchener-Wilmot Hydro Rate Zone

Applicants Rate Base

Last COS Rebasing: 2020

Average Net Fixed Assets

Gross Fixed Assets - Re-based Opening	$	398,766,546	A			
Add: CWIP Re-based Opening			B			
Re-based Capital Additions	$	24,695,755	C			
Re-based Capital Disposals	-$	465,000	D			
Re-based Capital Retirements			E			
Deduct: CWIP Re-based Closing			F			
Gross Fixed Assets - Re-based Closing	$	422,997,301	G			
Average Gross Fixed Assets				$	410,881,924	H = (A + G) / 2
Accumulated Depreciation - Re-based Opening	$	181,899,217	I			
Re-based Depreciation Expense	$	10,245,488	J			
Re-based Disposals	-$	465,000	K			
Re-based Retirements			L			
Accumulated Depreciation - Re-based Closing	$	191,679,705	M			
Average Accumulated Depreciation				$	186,789,461	N = (I + M) / 2
Average Net Fixed Assets				**$**	**224,092,463**	O = H - N
Working Capital Allowance						
Working Capital Allowance Base	$	206,481,964	P			
Working Capital Allowance Rate		7.5%	Q			
Working Capital Allowance				**$**	**15,486,147**	R = P * Q
Rate Base				**$**	**239,578,610**	S = O + R

Return on Rate Base

Deemed ShortTerm Debt %	4.00%	T	$	9,583,144	W = S * T
Deemed Long Term Debt %	56.00%	U	$	134,164,022	X = S * U
Deemed Equity %	40.00%	V	$	95,831,444	Y = S * V
Short Term Interest	2.75%	Z	$	263,536	AC = W * Z
Long Term Interest	3.21%	AA	$	4,306,665	AD = X * AA
Return on Equity	8.52%	AB	$	8,164,839	AE = Y * AB
Return on Rate Base			**$**	**12,735,041**	AF = AC + AD + AE

Distribution Expenses

OM&A Expenses	$	21,165,000	AG		
Amortization	$	10,783,287	AH		
Ontario Capital Tax			AI		
Grossed Up Taxes/PILs			AJ		
Low Voltage			AK		
Transformer Allowance			AL		
Property Taxes	$	436,900	AM		
			AN		
			AO		
				$ **32,385,187**	AP = SUM (AG : AO)

Revenue Offsets

Specific Service Charges	-$	407,000	AQ		
Late Payment Charges	-$	207,100	AR		
Other Distribution Income	-$	1,295,300	AS		
Other Income and Deductions	-$	1,334,500	AT	**-$** **3,243,900**	AU = SUM (AQ : AT)

Revenue Requirement from Distribution Rates	**$** **41,876,328**	AV = AF + AP + AU

Rate Classes Revenue

Rate Classes Revenue - Total (Sheet 4)	$ 54,458,455	AW

Ontario Energy Board

Capital Module
Applicable to ACM and ICM

Enova Power Corp.-Kitchener-Wilmot Hydro Rate Zone

Input the billing determinants associated with Enova Power Corp.-Kitchener-Wilmot Hydro Rate Zone's Revenues Based on 2020 Board-Approved Distribution Demand. This sheet calculates the DENOMINATOR portion of the growth factor calculation.
Pro forma Revenue Calculation.

	2020 Board-Approved Distribution Demand			Current Approved Distribution Rates										
Rate Class	Billed Customers or Connections	Billed kWh	Billed kW	Monthly Service Charge	Distribution Volumetric Rate kWh	Distribution Volumetric Rate kW	Service Charge Revenue	Distribution Volumetric Rate Revenue kWh	Distribution Volumetric Rate Revenue kW	Total Revenue By Rate Class	Service Charge % Revenue	Distribution Volumetric Rate % Revenue kWh	Distribution Volumetric Rate % Revenue kW	Total % Revenue
	A	B	C	D	E	F	G	H	I	J	K = G / J_{total}	L = H / J_{total}	M = I / J_{total}	N
RESIDENTIAL	89,860	660,769,294		27.34	0.0000	0.0000	29,481,269	0	0	29,481,269	57.2%	0.0%	0.0%	57.2%
GENERAL SERVICE LESS THAN 50 kW	8,136	228,934,711		33.46	0.0160	0.0000	3,266,767	3,662,955	0	6,929,722	6.3%	7.1%	0.0%	13.4%
GENERAL SERVICE 50 TO 4,999 KW	938		2,042,617	222.94	0.0000	5.7394	2,509,413	0	11,723,396	14,232,809	4.9%	0.0%	22.7%	27.6%
LARGE USE	1		70,127	20,736.13	0.0000	1.9045	248,834	0	133,557	382,390	0.5%	0.0%	0.3%	0.7%
UNMETERED SCATTERED LOAD	955	4,173,587		8.98	0.0174	0.0000	102,911	72,620	0	175,531	0.2%	0.1%	0.0%	0.3%
STREET LIGHTING	25,440		20,391	0.84	0.0000	5.6469	256,435	0	115,146	371,581	0.5%	0.0%	0.2%	0.7%
Total	**125,330**	**893,877,592**	**2,133,135**				**35,865,628**	**3,735,576**	**11,972,099**	**51,573,302**				**100.0%**

Ontario Energy Board

Capital Module
Applicable to ACM and ICM

Enova Power Corp.-Kitchener-Wilmot Hydro Rate Zone

Current Revenue from Rates

This sheet is used to determine the applicant's most current allocation of revenues (after the most recent revenue to cost ratio adjustment, if applicable) to appropriately allocate the incremental revenue requirement to the classes.

	Current OEB-Approved Base Rates			2025 Actual Distribution Demand										
Rate Class	**Monthly Service Charge**	**Distribution Volumetric Rate kWh**	**Distribution Volumetric Rate kW**	**Re-based Billed Customers or Connections**	**Re-based Billed kWh**	**Re-based Billed kW**	**Current Base Service Charge Revenue**	**Current Base Distribution Volumetric Rate kWh Revenue**	**Current Base Distribution Volumetric Rate kW Revenue**	**Total Current Base Revenue**	**Service Charge % Total Revenue**	**Distribution Volumetric Rate % Total Revenue**	**Distribution Volumetric Rate % Total Revenue**	**Total % Revenue**
	A	**B**	**C**	**D**	**E**	**F**	**G**	**H**	**I**	**J**	**L = G / J_{total}**	**M = H / J_{total}**	**N = I / J_{total}**	**O**
RESIDENTIAL	27.34	0	0	94,957	771,458,208	0	31,153,493	0	0	31,153,493	57.21%	0.00%	0.00%	57.2%
GENERAL SERVICE LESS THAN 50 kW	33.46	0.016	0	8,234	240,967,549	0	3,306,116	3,855,481	0	7,161,596	6.07%	7.08%	0.00%	13.2%
GENERAL SERVICE 50 TO 4,999 KW	222.94	0	5.7394	1,001	867,573,865	2,251,078	2,677,955	0	12,919,839	15,597,795	4.92%	0.00%	23.72%	28.6%
LARGE USE	20736.13	0	1.9045	0	0	0	0	0	0	0	0.00%	0.00%	0.00%	0.0%
UNMETERED SCATTERED LOAD	8.98	0.0174	0	917	3,973,989	0	98,816	69,147	0	167,963	0.18%	0.13%	0.00%	0.3%
STREET LIGHTING	0.84	0	5.6469	26,262	7,184,263	19,991	264,721	0	112,888	377,609	0.49%	0.00%	0.21%	0.7%
Total							**37,501,100**	**3,924,628**	**13,032,727**	**54,458,455**				**100.0%**

Ontario Energy Board

Capital Module
Applicable to ACM and ICM

Enova Power Corp.-Kitchener-Wilmot Hydro Rate Zone

No Input Required.

Final Materiality Threshold Calculation

$$\textbf{Threshold Value}\,(\%) = 1 + \left[\left(\frac{RB}{d}\right) \times (g + PCI \times (1+g))\right] \times \left((1+g) \times (1+PCI)\right)^{n-1} + 10\%$$

Cost of Service Rebasing Year		**2020**	
Price Cap IR Year in which Application is made		**7**	n
Price Cap Index		**2.70%**	PCI
Growth Factor Calculation			
Revenues Based on 2025 Actual Distribution Demand		**$54,458,455**	
Revenues Based on 2020 Board-Approved Distribution Demand		**$51,573,302**	
Growth Factor		**1.12%**	$g\ (Note\ 1)$
Dead Band		**10%**	
Average Net Fixed Assets			
Gross Fixed Assets Opening	$	398,766,546	
Add: CWIP Opening	$	-	
Capital Additions	$	24,695,755	
Capital Disposals	-$	465,000	
Capital Retirements	$	-	
Deduct: CWIP Closing	$	-	
Gross Fixed Assets - Closing	$	422,997,301	
Average Gross Fixed Assets	$	410,881,924	
Accumulated Depreciation - Opening	$	181,899,217	
Depreciation Expense	$	10,245,488	
Disposals	-$	465,000	
Retirements	$	-	
Accumulated Depreciation - Closing	$	191,679,705	
Average Accumulated Depreciation	$	186,789,461	
Average Net Fixed Assets	$	224,092,463	
Working Capital Allowance			
Working Capital Allowance Base	$	206,481,964	
Working Capital Allowance Rate		8%	
Working Capital Allowance	$	15,486,147	
Rate Base	**$**	**239,578,610**	RB
Depreciation	**$**	**10,245,488**	d

Threshold Value (varies by Price Cap IR Year subsequent to CoS rebasing)	
Price Cap IR Year 2021	**200%**
Price Cap IR Year 2022	**203%**
Price Cap IR Year 2023	**207%**
Price Cap IR Year 2024	**211%**
Price Cap IR Year 2025	**215%**
Price Cap IR Year 2026	**219%**
Price Cap IR Year 2027	**223%**
Price Cap IR Year 2028	**227%**
Price Cap IR Year 2029	**232%**
Price Cap IR Year 2030	**236%**

Threshold CAPEX			$Threshold\ Value\ \times d$
Price Cap IR Year 2021	**$**	**20,491,571**	
Price Cap IR Year 2022	**$**	**20,846,514**	
Price Cap IR Year 2023	**$**	**21,215,119**	
Price Cap IR Year 2024	**$**	**21,597,911**	
Price Cap IR Year 2025	**$**	**21,995,438**	
Price Cap IR Year 2026	**$**	**22,408,266**	
Price Cap IR Year 2027	**$**	**22,836,983**	
Price Cap IR Year 2028	**$**	**23,282,203**	
Price Cap IR Year 2029	**$**	**23,744,559**	
Price Cap IR Year 2030	**$**	**24,224,711**	

Note 1: The growth factor g is annualized, depending on the number of years between the numerator and denominator for the calculation. Typically, for ACM review in a cost of service and in the fourth year of Price Cap IR, the ratio is divided by 2 to annualize it. No division is normally required for the first three years under Price Cap IR.

Ontario Energy Board

Capital Module
Applicable to ACM and ICM

Enova Power Corp.-Kitchener-Wilmot Hydro Rate Zone

Identify ALL Proposed ACM and ICM projects and related CAPEX costs in the relevant years

	Cost of Service	*Price Cap IR*	*Price Cap IR*	*Price Cap IR*	*Price Cap IR*
	Test Year 2020	Year 1 2021	Year 2 2022	Year 3 2023	Year 4 2024
CAPEX[1]					
Materiality Threshold		$ 20,491,571	$ 20,846,514	$ 21,215,119	$ 21,597,911
Maximum Eligible Incremental Capital (Forecasted Capex less Threshold)		$ -	$ -	$ -	$ -

		Test Year 2020	Year 1 2021			Year 2 2022			Year 3 2023			Year 4 2024		
Project Descriptions:	Type		Proposed ACM/ICM	Amortization Expense	CCA	Proposed ACM/ICM	Amortization Expense	CCA	Proposed ACM/ICM	Amortization Expense	CCA	Proposed ACM/ICM	Amortization Expense	CCA
Total Cost of ACM/ICM Projects			$ -	$ -	$ -	$ -	$ -	$ -	$ -	$ -	$ -	$ -	$ -	$ -
Maximum Allowed Incremental Capital			$ -			$ -			$ -			$ -		
			Price Cap IR (Deferred Rebasing) (if necessary)			*Price Cap IR (Deferred Rebasing) (if necessary)*			*Price Cap IR (Deferred Rebasing) (if necessary)*					

	Price Cap IR	*Price Cap IR*	*Price Cap IR*
	Year 5 2025	Year 6 2026	Year 7 2027
Distribution System Plan CAPEX			$ 49,889,018
Materiality Threshold	$ 21,995,438	$ 22,408,266	$ 22,836,983
Maximum Eligible Incremental Capital (Forecasted Capex less Threshold)	$ -	$ -	$ 27,052,035

		Year 5 2025			Year 6 2026			Year 7 2027		
Project Descriptions:	Type	Proposed ACM/ICM	Amortization Expense	CCA	Proposed ACM/ICM	Amortization Expense	CCA	Proposed ACM/ICM	Amortization Expense	CCA
Facility Renovation ICM								$ 8,226,613	$ 358,171	$ 575,994
Total Cost of ACM/ICM Projects		$ -	$ -	$ -	$ -	$ -	$ -	$ 8,226,613	$ 358,171	$ 575,994
Maximum Allowed Incremental Capital		$ -			$ -			$ 8,226,613		

1. For the Cost of Service Test Year, CAPEX refers to the CAPEX approved in the DSP. For subsequent Price CAP IR years, the CAPEX to be entered is the actual CAPEX. For the current Price Cap IR year, the CAPEX to be entered is the proposed CAPEX including any ICM/updated ACM project CAPEX for the year.

Ontario Energy Board

Capital Module
Applicable to ACM and ICM

Enova Power Corp.-Kitchener-Wilmot Hydro Rate Zone

Incremental Capital Adjustment **Rate Year:** 2027

Current Revenue Requirement

Current Revenue Requirement - Total	$	41,876,328	A

Eligible Incremental Capital for ACM/ICM Recovery

	Total Claim	Eligible for ACM/ICM (Full Year Prorated Amount) (from Sheet 9b)	
Amount of Capital Projects Claimed	$ 8,226,613	$ 8,226,613	B
Depreciation Expense	$ 358,171	$ 358,171	C
CCA	$ 575,994	$ 575,994	V

ACM/ICM Incremental Revenue Requirement Based on Eligible Amount in Rate Year

Return on Rate Base

Incremental Capital			$	8,226,613	B
Depreciation Expense (prorated to Eligible Incremental Capital)			$	358,171	C
Incremental Capital to be included in Rate Base (average NBV in year)			$	8,047,528	D = B - C/2
	% of capital structure				
Deemed Short-Term Debt	4.0%	E	$	321,901	G = D * E
Deemed Long-Term Debt	56.0%	F	$	4,506,616	H = D * F
	Rate (%)				
Short-Term Interest	2.75%	I	$	8,852	K = G * I
Long-Term Interest	3.21%	J	$	144,662	L = H * J
Return on Rate Base - Interest			$	153,515	M = K + L
	% of capital structure				
Deemed Equity %	40.00%	N	$	3,219,011	P = D * N
	Rate (%)				
Return on Rate Base -Equity	8.52%	O	$	274,260	Q = P * O
Return on Rate Base - Total			$	427,774	R = M + Q

Amortization Expense

Amortization Expense - Incremental	C	$	358,171	S

Grossed up Taxes/PILs

Regulatory Taxable Income		O	$	274,260	T
Add Back Amortization Expense (Prorated to Eligible Incremental Capital)		S	$	358,171	U
Deduct CCA (Prorated to Eligible Incremental Capital)			$	575,994	V
Incremental Taxable Income			$	56,436	W = T + U - V
Current Tax Rate	26.5%	X			
Taxes/PILs Before Gross Up			$	14,955	Y = W * X
Grossed-Up Taxes/PILs			$	20,348	Z = Y / (1 - X)

Incremental Revenue Requirement

Return on Rate Base - Total	R	$	427,774	AA
Amortization Expense - Total	S	$	358,171	AB
Grossed-Up Taxes/PILs	Z	$	20,348	AC
Incremental Revenue Requirement		$	806,293	AD = AA + AB + AC

Ontario Energy Board

Capital Module
Applicable to ACM and ICM

Enova Power Corp.-Kitchener-Wilmot Hydro Rate Zone

Calculation of incremental rate rider. Choose one of the 3 options: Fixed and Variable Rate Riders

Rate Class	Service Charge % Revenue	Distribution Volumetric Rate % Revenue kWh	Distribution Volumetric Rate % Revenue kW	Service Charge Revenue	Distribution Volumetric Rate Revenue kWh	Distribution Volumetric Rate Revenue kW	Total Revenue by Rate Class	Billed Customers or Connections	Billed kWh	Billed kW	Service Charge Rate Rider	Distribution Volumetric Rate kWh Rate Rider	Distribution Volumetric Rate kW Rate Rider
	From Sheet 7	*From Sheet 7*	*From Sheet 7*	Col C * Col I_{total}	Col D* Col I_{total}	Col E* Col I_{total}	Col I_{total}	*From Sheet 4*	*From Sheet 4*	*From Sheet 4*	Col F / Col K / 12	Col G / Col L	Col H / Col M
RESIDENTIAL	57.21%	0.00%	0.00%	461,248	0	0	461,248	94,957	771,458,208		0.40	0.0000	0.0000
GENERAL SERVICE LESS THAN 50 kW	6.07%	7.08%	0.00%	48,949	57,083	0	106,032	8,234	240,967,549		0.50	0.0002	0.0000
GENERAL SERVICE 50 TO 4,999 KW	4.92%	0.00%	23.72%	39,649	0	191,287	230,935	1,001	867,573,865	2,251,078	3.30	0.0000	0.0850
LARGE USE	0.00%	0.00%	0.00%	0	0	0	0				0.00	0.0000	0.0000
UNMETERED SCATTERED LOAD	0.18%	0.13%	0.00%	1,463	1,024	0	2,487	917	3,973,989		0.13	0.0003	0.0000
STREET LIGHTING	0.49%	0.00%	0.21%	3,919	0	1,671	5,591	26,262	7,184,263	19,991	0.01	0.0000	0.0836
Total	**68.86%**	**7.21%**	**23.93%**	**555,228**	**58,107**	**192,958**	**806,293**	**131,371**	**1,891,157,874**	**2,271,069**			
							806,293						
							From Sheet 11, E93						

Ontario Energy Board

Capital Module
Applicable to ACM and ICM

Note: Depending on the selections made below, certain worksheets in this workbook will be hidden.

Version 1.0

Unlock Model

Utility Name	Enova Power Corp.-Waterloo North Rate Zone
Assigned EB Number	
Name of Contact and Title	Ravi Baichan
Phone Number	226- 972-5334
Email Address	ravi.baichan@enovapower.com
Is this Capital Module being filed in a CoS or Price-Cap IR Application?	**Price-Cap IR**
Rate Year	**2027**
Indicate the Price-Cap IR Year (1, 2, 3, 4, etc) in which Enova Power Corp.-Waterloo North Rate Zone is applying:	**6**
Next OEB Scheduled Rebasing Year	**2033**
Enova Power Corp.-Waterloo North Rate Zone is applying for:	**ICM Rate Rider Approval**
Last Rebasing Year:	**2021**
The most recent complete year for which actual billing and load data exists	**2025**
Current IPI	**3.00%**
Strech Factor Assigned to Middle Cohort*	**III**
Stretch Factor Value	**0.30%**
Price Cap Index	**2.70%**

Based on the inputs above, the growth factor utilized in the Materiality Threshold Calculation will be determined by:

Revenues Based on 2025 Actual Distribution Demand

Revenues Based on 2021 Board-Approved Distribution Demand

Notes

Pale green cells represent input cells.

Pale blue cells represent drop-down lists. The applicant should select the appropriate item from the drop-down list.

White cells contain fixed values, automatically generated values or formulae.

This Workbook Model is protected by copyright and is being made available to you solely for the purpose of filing your ICM application. You may use and copy this model for that purpose, and provide a copy of this model to any person that is advising or assisting you in that regard. Except as indicated above, any copying, reproduction, publication, sale, adaptation, translation, modification, reverse engineering or other use or dissemination of this model without the express written consent of the Ontario Energy Board is prohibited. If you provide a copy of this model to a person that is advising or assisting you in preparing the application or reviewing your draft rate order, you must ensure that the person understands and agrees to the restrictions noted above.

While this model has been provided in Excel format and is required to be filed with the applications, the onus remains on the applicant to ensure the accuracy of the data and the results.

**As per ACM/ICM policy, the middle cohort stretch factor is applied to all ACM/ICM applications.*

OEB policies regarding rate-setting and rebasing following distributor consolidations could allow a distributor to not rebase rates for up to ten years. A distributor could also apply for and receive OEB approval to defer rebasing. If a distributor is under Price Cap IR for more than four years after rebasing and applies for an ICM, this spreadsheet will need to be adapted to accommodate those circumstances. The distributor should contact OEB staff to discuss the circumstances so that a customized model can be provided.

Ontario Energy Board

Capital Module
Applicable to ACM and ICM

Enova Power Corp.-Waterloo North Rate Zone

Select the appropriate rate classes as they appear on your most recent Board-Approved Tariff of Rates and Charges, excluding the MicroFit Class.

How many classes are on your most recent Board-Approved Tariff of Rates and Charges? **7**

Once all rate class classifications have been entered, please press the update button.

Select Your Rate Classes from the **Blue Cells** below. Please ensure that a rate class is assigned to **each shaded cell.**

	Rate Class Classification
1	RESIDENTIAL
2	GENERAL SERVICE LESS THAN 50 kW
3	GENERAL SERVICE 50 TO 4,999 KW
4	LARGE USE
5	UNMETERED SCATTERED LOAD
6	STREET LIGHTING
7	EMBEDDED DISTRIBUTOR

Ontario Energy Board

Capital Module
Applicable to ACM and ICM

Enova Power Corp.-Waterloo North Rate Zone

Input the billing determinants associated with Enova Power Corp.-Waterloo North Rate Zone's Revenues Based on 2025 Actual Distribution Demand. Input the current approved distribution rates. Sheets 4 & 5 calculate the NUMERATOR portion of the growth factor calculation.

		2025 Actual Distribution Demand			Current Approved Distribution Rates		
Rate Class	**Units**	**Billed Customers or Connections**	**Billed kWh**	**Billed kW (if applicable)**	**Monthly Service Charge**	**Distribution Volumetric Rate kWh**	**Distribution Volumetric Rate kW**
RESIDENTIAL	$/kWh	53,298	462,371,774		38.91		
GENERAL SERVICE LESS THAN 50 kW	$/kWh	6,201	220,045,414		33.71	0.0228	
GENERAL SERVICE 50 TO 4,999 KW	$/kW	671	672,942,246	1,776,669	125.96		6.5814
LARGE USE	$/kW	1	93,284,666	163,944	7359.96		5.2390
UNMETERED SCATTERED LOAD	$/kWh	574	3,551,222		11.20	0.0216	
STREET LIGHTING	$/kW	15,534	3,575,638	9,977	0.42		12.0094
EMBEDDED DISTRIBUTOR	$/kW	1	52,095,723	105,712			0.0255

Ontario Energy Board

Capital Module

Applicable to ACM and ICM

Enova Power Corp.-Waterloo North Rate Zone

Calculation of pro forma 2021 Revenues. No input required.

	2025 Actual Distribution Demand			Current Approved Distribution Rates										
Rate Class	Billed Customers or Connections	Billed kWh	Billed kW (if applicable)	Monthly Service Charge	Distribution Volumetric Rate kWh	Distribution Volumetric Rate kW	Service Charge Revenue	Distribution Volumetric Rate Revenue kWh	Distribution Volumetric Rate Revenue kW	Revenues from Rates	Service Charge % Revenue	Distribution Volumetric Rate % Revenue kWh	Distribution Volumetric Rate % Revenue kW	Total % Revenue
	A	B	C	D	E	F	G	H	I	J	K = G / J	L = H / J	M = I / J	N
RESIDENTIAL	53,298	462,371,774		38.91	0.0000	0.0000	24,885,902	0	0	24,885,902	100.0%	0.0%	0.0%	53.6%
GENERAL SERVICE LESS THAN 50 kW	6,201	220,045,414		33.71	0.0228	0.0000	2,508,429	5,017,035	0	7,525,464	33.3%	66.7%	0.0%	16.2%
GENERAL SERVICE 50 TO 4,999 KW	671	672,942,246	1,776,669	125.96	0.0000	6.5814	1,014,230	0	11,692,967	12,707,197	8.0%	0.0%	92.0%	27.4%
LARGE USE	1	93,284,666	163,944	7,359.96	0.0000	5.2390	88,320	0	858,902	947,221	9.3%	0.0%	90.7%	2.0%
UNMETERED SCATTERED LOAD	574	3,551,222		11.20	0.0216	0.0000	77,146	76,706	0	153,852	50.1%	49.9%	0.0%	0.3%
STREET LIGHTING	15,534	3,575,638	9,977	0.42	0.0000	12.0094	78,291	0	119,819	198,111	39.5%	0.0%	60.5%	0.4%
EMBEDDED DISTRIBUTOR	1	52,095,723	105,712	0.00	0.0000	0.0255	0	0	2,696	2,696	0.0%	0.0%	100.0%	0.0%
Total	**76,280**	**1,507,866,684**	**2,056,302**				**28,652,317**	**5,093,742**	**12,674,384**	**46,420,443**				**100.0%**

Ontario Energy Board

Capital Module
Applicable to ACM and ICM

Enova Power Corp.-Waterloo North Rate Zone

Applicants Rate Base

Last COS Rebasing: 2021

Average Net Fixed Assets

Gross Fixed Assets - Re-based Opening	$	412,044,902	A			
Add: CWIP Re-based Opening			B			
Re-based Capital Additions	$	16,955,876	C			
Re-based Capital Disposals			D			
Re-based Capital Retirements			E			
Deduct: CWIP Re-based Closing			F			
Gross Fixed Assets - Re-based Closing	$	429,000,778	G			
Average Gross Fixed Assets				$	420,522,840	H = (A + G) / 2
Accumulated Depreciation - Re-based Opening	$	185,777,998	I			
Re-based Depreciation Expense	$	10,585,290	J			
Re-based Disposals			K			
Re-based Retirements			L			
Accumulated Depreciation - Re-based Closing	$	196,363,288	M			
Average Accumulated Depreciation				$	191,070,643	N = (I + M) / 2
Average Net Fixed Assets				**$**	**229,452,197**	O = H - N
Working Capital Allowance						
Working Capital Allowance Base	$	188,990,002	P			
Working Capital Allowance Rate		7.5%	Q			
Working Capital Allowance				**$**	**14,174,250**	R = P * Q
Rate Base				**$**	**243,626,447**	S = O + R

Return on Rate Base

Deemed ShortTerm Debt %		4.00%	T	$	9,745,058	W = S * T
Deemed Long Term Debt %		56.00%	U	$	136,430,810	X = S * U
Deemed Equity %		40.00%	V	$	97,450,579	Y = S * V
Short Term Interest		1.75%	Z	$	170,539	AC = W * Z
Long Term Interest		3.33%	AA	$	4,547,051	AD = X * AA
Return on Equity		8.34%	AB	$	8,127,378	AE = Y * AB
Return on Rate Base				**$**	**12,844,967**	AF = AC + AD + AE

Distribution Expenses

OM&A Expenses	$	15,129,216	AG			
Amortization	$	10,745,324	AH			
Ontario Capital Tax			AI			
Grossed Up Taxes/PILs	$	631,833	AJ			
Low Voltage			AK			
Transformer Allowance			AL			
Property Tax	$	471,620	AM			
			AN			
			AO			
				$	**26,977,993**	AP = SUM (AG : AO)

Revenue Offsets

Specific Service Charges	-$	432,084	AQ			
Late Payment Charges	-$	144,453	AR			
Other Distribution Income	-$	1,547,081	AS			
Other Income and Deductions	-$	166,002	AT	**-$**	**2,289,620**	AU = SUM (AQ : AT)

Revenue Requirement from Distribution Rates				**$**	**37,533,340**	AV = AF + AP + AU

Rate Classes Revenue

Rate Classes Revenue - Total (Sheet 4)				$	46,420,443	AW

Ontario Energy Board

Capital Module
Applicable to ACM and ICM

Enova Power Corp.-Waterloo North Rate Zone

Input the billing determinants associated with Enova Power Corp.-Waterloo North Rate Zone's Revenues Based on 2021 Board-Approved Distribution Demand. This sheet calculates the DENOMINATOR portion of the growth factor calculation.
Pro forma Revenue Calculation.

	2021 Board-Approved Distribution Demand			Current Approved Distribution Rates										
Rate Class	Billed Customers or Connections	Billed kWh	Billed kW	Monthly Service Charge	Distribution Volumetric Rate kWh	Distribution Volumetric Rate kW	Service Charge Revenue	Distribution Volumetric Rate Revenue kWh	Distribution Volumetric Rate Revenue kW	Total Revenue By Rate Class	Service Charge % Revenue	Distribution Volumetric Rate % Revenue kWh	Distribution Volumetric Rate % Revenue kW	Total % Revenue
	A	B	C	D	E	F	G	H	I	J	$K = G / J_{total}$	$L = H / J_{total}$	$M = I / J_{total}$	N
RESIDENTIAL	51,719	398,047,339		38.91	0.0000	0.0000	24,148,635	0	0	24,148,635	53.4%	0.0%	0.0%	53.4%
GENERAL SERVICE LESS THAN 50 kW	5,989	197,054,213		33.71	0.0228	0.0000	2,422,670	4,492,836	0	6,915,506	5.4%	9.9%	0.0%	15.3%
GENERAL SERVICE 50 TO 4,999 KW	774	700,573,709	1,773,328	125.96	0.0000	6.5814	1,169,916	0	11,670,981	12,840,897	2.6%	0.0%	25.8%	28.4%
LARGE USE	1	96,424,273	170,568	7,359.96	0.0000	5.2390	88,320	0	893,606	981,925	0.2%	0.0%	2.0%	2.2%
UNMETERED SCATTERED LOAD	540	2,947,114		11.20	0.0216	0.0000	72,576	63,658	0	136,234	0.2%	0.1%	0.0%	0.3%
STREET LIGHTING	15,005	3,347,727	9,302	0.42	0.0000	12.0094	75,625	0	111,711	187,337	0.2%	0.0%	0.2%	0.4%
EMBEDDED DISTRIBUTOR	1	41,857,714	103,033	0.00	0.0000	0.0255	0	0	2,627	2,627	0.0%	0.0%	0.0%	0.0%
Total	**74,029**	**1,440,252,089**	**2,056,231**				**27,977,743**	**4,556,494**	**12,678,925**	**45,213,162**				**100.0%**

Ontario Energy Board

Capital Module
Applicable to ACM and ICM

Enova Power Corp.-Waterloo North Rate Zone

Current Revenue from Rates

This sheet is used to determine the applicant's most current allocation of revenues (after the most recent revenue to cost ratio adjustment, if applicable) to appropriately allocate the incremental revenue requirement to the classes.

	Current OEB-Approved Base Rates			2025 Actual Distribution Demand										
Rate Class	Monthly Service Charge	Distribution Volumetric Rate kWh	Distribution Volumetric Rate kW	Re-based Billed Customers or Connections	Re-based Billed kWh	Re-based Billed kW	Current Base Service Charge Revenue	Current Base Distribution Volumetric Rate kWh Revenue	Current Base Distribution Volumetric Rate kW Revenue	Total Current Base Revenue	Service Charge % Total Revenue	Distribution Volumetric Rate % Total Revenue	Distribution Volumetric Rate % Total Revenue	Total % Revenue
	A	B	C	D	E	F	G	H	I	J	L = G / J_{total}	M = H / J_{total}	N = I / J_{total}	O
RESIDENTIAL	38.91	0	0	53,298	462,371,774	0	24,885,902	0	0	24,885,902	53.61%	0.00%	0.00%	53.6%
GENERAL SERVICE LESS THAN 50 kW	33.71	0.0228	0	6,201	220,045,414	0	2,508,429	5,017,035	0	7,525,464	5.40%	10.81%	0.00%	16.2%
GENERAL SERVICE 50 TO 4,999 KW	125.96	0	6.5814	671	672,942,246	1,776,669	1,014,230	0	11,692,967	12,707,197	2.18%	0.00%	25.19%	27.4%
LARGE USE	7359.96	0	5.239	1	93,284,666	163,944	88,320	0	858,902	947,221	0.19%	0.00%	1.85%	2.0%
UNMETERED SCATTERED LOAD	11.20	0.0216	0	574	3,551,222	0	77,146	76,706	0	153,852	0.17%	0.17%	0.00%	0.3%
STREET LIGHTING	0.42	0	12.0094	15,534	3,575,638	9,977	78,291	0	119,819	198,111	0.17%	0.00%	0.26%	0.4%
EMBEDDED DISTRIBUTOR	0.00	0	0.0255	1	52,095,723	105,712	0	0	2,696	2,696	0.00%	0.00%	0.01%	0.0%
Total							**28,652,317**	**5,093,742**	**12,674,384**	**46,420,443**				**100.0%**

No Input Required.

Final Materiality Threshold Calculation

$$\textit{Threshold Value}\ (\%) = 1 + \left[\left(\frac{RB}{d}\right) \times (g + PCI \times (1+g))\right] \times \left((1+g) \times (1+PCI)\right)^{n-1} + 10\%$$

Cost of Service Rebasing Year		**2021**	
Price Cap IR Year in which Application is made		**6**	n
Price Cap Index		**2.70%**	PCI
Growth Factor Calculation			
Revenues Based on 2025 Actual Distribution Demand		**$46,420,443**	
Revenues Based on 2021 Board-Approved Distribution Demand		**$45,213,162**	
Growth Factor		**0.67%**	$g\ (Note\ 1)$
Dead Band		**10%**	
Average Net Fixed Assets			
Gross Fixed Assets Opening	$	412,044,902	
Add: CWIP Opening	$	-	
Capital Additions	$	16,955,876	
Capital Disposals	$	-	
Capital Retirements	$	-	
Deduct: CWIP Closing	$	-	
Gross Fixed Assets - Closing	$	429,000,778	
Average Gross Fixed Assets	$	420,522,840	
Accumulated Depreciation - Opening	$	185,777,998	
Depreciation Expense	$	10,585,290	
Disposals	$	-	
Retirements	$	-	
Accumulated Depreciation - Closing	$	196,363,288	
Average Accumulated Depreciation	$	191,070,643	
Average Net Fixed Assets	$	229,452,197	
Working Capital Allowance			
Working Capital Allowance Base	$	188,990,002	
Working Capital Allowance Rate		8%	
Working Capital Allowance	$	14,174,250	
Rate Base	**$**	**243,626,447**	RB
Depreciation	**$**	**10,585,290**	d

Threshold Value (varies by Price Cap IR Year subsequent to CoS rebasing)	
Price Cap IR Year 2022	**188%**
Price Cap IR Year 2023	**191%**
Price Cap IR Year 2024	**193%**
Price Cap IR Year 2025	**196%**
Price Cap IR Year 2026	**199%**
Price Cap IR Year 2027	**202%**
Price Cap IR Year 2028	**205%**
Price Cap IR Year 2029	**208%**
Price Cap IR Year 2030	**212%**
Price Cap IR Year 2031	**215%**

Threshold CAPEX		$Threshold\ Value\ \times d$
Price Cap IR Year 2022	**$ 19,891,971**	
Price Cap IR Year 2023	**$ 20,171,218**	
Price Cap IR Year 2024	**$ 20,459,919**	
Price Cap IR Year 2025	**$ 20,758,395**	
Price Cap IR Year 2026	**$ 21,066,976**	
Price Cap IR Year 2027	**$ 21,386,004**	
Price Cap IR Year 2028	**$ 21,715,832**	
Price Cap IR Year 2029	**$ 22,056,828**	
Price Cap IR Year 2030	**$ 22,409,368**	
Price Cap IR Year 2031	**$ 22,773,843**	

Note 1: The growth factor g is annualized, depending on the number of years between the numerator and denominator for the calculation. Typically, for ACM review in a cost of service and in the fourth year of Price Cap IR, the ratio is divided by 2 to annualize it. No division is normally required for the first three years under Price Cap IR.

Ontario Energy Board

Capital Module
Applicable to ACM and ICM

Enova Power Corp.-Waterloo North Rate Zone

Identify ALL Proposed ACM and ICM projects and related CAPEX costs in the relevant years

	Cost of Service	*Price Cap IR*	*Price Cap IR*	*Price Cap IR*	*Price Cap IR*
	Test Year 2021	Year 1 2022	Year 2 2023	Year 3 2024	Year 4 2025
CAPEX[1]					
Materiality Threshold		$ 19,891,971	$ 20,171,218	$ 20,459,919	$ 20,758,395
Maximum Eligible Incremental Capital (Forecasted Capex less Threshold)		$ -	$ -	$ -	$ -

		Test Year 2021	Year 1 2022			Year 2 2023			Year 3 2024			Year 4 2025		
Project Descriptions:	Type		Proposed ACM/ICM	Amortization Expense	CCA	Proposed ACM/ICM	Amortization Expense	CCA	Proposed ACM/ICM	Amortization Expense	CCA	Proposed ACM/ICM	Amortization Expense	CCA
Total Cost of ACM/ICM Projects			$ -	$ -	$ -	$ -	$ -	$ -	$ -	$ -	$ -	$ -	$ -	$ -
Maximum Allowed Incremental Capital			$ -			$ -			$ -			$ -		

Price Cap IR (Deferred Rebasing) (if necessary) | *Price Cap IR (Deferred Rebasing) (if necessary)*

	Price Cap IR	*Price Cap IR*
	Year 5 2026	Year 6 2027
Distribution System Plan CAPEX		$ 28,815,564
Materiality Threshold	$ 21,066,976	$ 21,386,004
Maximum Eligible Incremental Capital (Forecasted Capex less Threshold)	$ -	$ 7,429,560

		Year 5 2026			Year 6 2027		
Project Descriptions:	Type	Proposed ACM/ICM	Amortization Expense	CCA	Proposed ACM/ICM	Amortization Expense	CCA
Facility Renovation ICM					$ 4,751,637	$ 206,877	$ 332,691
Total Cost of ACM/ICM Projects		$ -	$ -	$ -	$ 4,751,637	$ 206,877	$ 332,691
Maximum Allowed Incremental Capital		$ -			$ 4,751,637		

1. For the Cost of Service Test Year, CAPEX refers to the CAPEX approved in the DSP. For subsequent Price CAP IR years, the CAPEX to be entered is the actual CAPEX. For the current Price Cap IR year, the CAPEX to be entered is the proposed CAPEX including any ICM/updated ACM project CAPEX for the year.

Ontario Energy Board

Capital Module
Applicable to ACM and ICM

Enova Power Corp.-Waterloo North Rate Zone

Incremental Capital Adjustment **Rate Year:** 2027

Current Revenue Requirement

Current Revenue Requirement - Total	$	37,533,340	A

Eligible Incremental Capital for ACM/ICM Recovery

	Total Claim	Eligible for ACM/ICM (Full Year Prorated Amount) (from Sheet 9b)	
Amount of Capital Projects Claimed	$ 4,751,637	$ 4,751,637	B
Depreciation Expense	$ 206,877	$ 206,877	C
CCA	$ 332,691	$ 332,691	V

ACM/ICM Incremental Revenue Requirement Based on Eligible Amount in Rate Year

Return on Rate Base

Incremental Capital			$	4,751,637	B
Depreciation Expense (prorated to Eligible Incremental Capital)			$	206,877	C
Incremental Capital to be included in Rate Base (average NBV in year)			$	4,648,198	D = B - C/2
	% of capital structure				
Deemed Short-Term Debt	4.0%	E	$	185,928	G = D * E
Deemed Long-Term Debt	56.0%	F	$	2,602,991	H = D * F
	Rate (%)				
Short-Term Interest	1.75%	I	$	3,254	K = G * I
Long-Term Interest	3.33%	J	$	86,754	L = H * J
Return on Rate Base - Interest			$	90,008	M = K + L
	% of capital structure				
Deemed Equity %	40.00%	N	$	1,859,279	P = D * N
	Rate (%)				
Return on Rate Base -Equity	8.34%	O	$	155,064	Q = P * O
Return on Rate Base - Total			$	245,072	R = M + Q

Amortization Expense

Amortization Expense - Incremental	C	$	206,877	S

Grossed up Taxes/PILs

Regulatory Taxable Income		O	$	155,064	T
Add Back Amortization Expense (Prorated to Eligible Incremental Capital)		S	$	206,877	U
Deduct CCA (Prorated to Eligible Incremental Capital)			$	332,691	V
Incremental Taxable Income			$	29,250	W = T + U - V
Current Tax Rate	26.5%	X			
Taxes/PILs Before Gross Up			$	7,751	Y = W * X
Grossed-Up Taxes/PILs			$	10,546	Z = Y / (1 - X)

Incremental Revenue Requirement

Return on Rate Base - Total	R	$	245,072	AA
Amortization Expense - Total	S	$	206,877	AB
Grossed-Up Taxes/PILs	Z	$	10,546	AC
Incremental Revenue Requirement		$	462,495	AD = AA + AB + AC

Ontario Energy Board

Capital Module
Applicable to ACM and ICM

Enova Power Corp.-Waterloo North Rate Zone

Calculation of incremental rate rider. Choose one of the 3 options: Fixed and Variable Rate Riders

Rate Class	Service Charge % Revenue	Distribution Volumetric Rate % Revenue kWh	Distribution Volumetric Rate % Revenue kW	Service Charge Revenue	Distribution Volumetric Rate Revenue kWh	Distribution Volumetric Rate Revenue kW	Total Revenue by Rate Class	Billed Customers or Connections	Billed kWh	Billed kW	Service Charge Rate Rider	Distribution Volumetric Rate kWh Rate Rider	Distribution Volumetric Rate kW Rate Rider
	From Sheet 7	*From Sheet 7*	*From Sheet 7*	Col C * Col I_{total}	Col D* Col I_{total}	Col E* Col I_{total}	*Col I_{total}*	*From Sheet 4*	*From Sheet 4*	*From Sheet 4*	Col F / Col K / 12	Col G / Col L	Col H / Col M
RESIDENTIAL	53.61%	0.00%	0.00%	247,942	0	0	247,942	53,298	462,371,774		0.39	0.0000	0.0000
GENERAL SERVICE LESS THAN 50 kW	5.40%	10.81%	0.00%	24,992	49,986	0	74,977	6,201	220,045,414		0.34	0.0002	0.0000
GENERAL SERVICE 50 TO 4,999 KW	2.18%	0.00%	25.19%	10,105	0	116,499	126,604	671	672,942,246	1,776,669	1.25	0.0000	0.0656
LARGE USE	0.19%	0.00%	1.85%	880	0	8,557	9,437	1	93,284,666	163,944	73.33	0.0000	0.0522
UNMETERED SCATTERED LOAD	0.17%	0.17%	0.00%	769	764	0	1,533	574	3,551,222		0.11	0.0002	0.0000
STREET LIGHTING	0.17%	0.00%	0.26%	780	0	1,194	1,974	15,534	3,575,638	9,977	0.00	0.0000	0.1197
EMBEDDED DISTRIBUTOR	0.00%	0.00%	0.01%	0	0	27	27	1	52,095,723	105,712	0.00	0.0000	0.0003
Total	**61.72%**	**10.97%**	**27.30%**	**285,468**	**50,750**	**126,277**	**462,495**	**76,280**	**1,507,866,684**	**2,056,302**			
							462,495						
							From Sheet 11, E93						

2027 IRM Checklist

Enova Power Corp. (KWHRZ and WNHRZ)

EB-2026-0033

Date: 07/31/2026

Chapter 3 - Incentive Rate-Setting Applications Updated on July 14, 2026

Filing Requirement Section/Page Reference	IRM Requirements	Evidence Reference, Notes
3.1.2 Administrative Documents to be Filed		
2	Manager's summary documenting and explaining all rate adjustments requested, and completed OEB Approval(s) Requested table	✓
3	Contact info - primary contact may be a person within the distributor's organization other than the primary license contact	✓
3	Completed Rate Generator Model and supplementary work forms in Excel format	✓
3	Current tariff sheet, PDF	✓
3	Supporting documentation (e.g. relevant past decisions, RRWF etc.)	✓
3	Statement as to who will be affected by the application, specific customer groups affected by particular request	✓
3	Static uniform resource locator (URL) to the distributor's website	✓
3	Text searchable PDF format for all documents	✓
3	2026 IRM Checklist	✓
3 - 4	Certifications required by a senior officer to support the application as indicated in Chapter 1 of the Filing Requirements	✓
4	Disclosures if generative artificial intelligence used	N/A
3.1.3 Standardized OEB Models Provided		
5	Confirm the accuracy of the data. If a distributor has revised any RRR data after it has been incorporated into the model, this change should be disclosed in the application	✓
5	File the Commodity Accounts Analysis Workform	✓
5	A distributor seeking a revenue-to-cost ratio adjustment due to a previous OEB decision must continue to file the OEB's Revenue-to-Cost Ratio Adjustment Workform in addition to the Rate Generator model	✓
5	For an Incremental or Advanced Capital Module (ICM/ACM) cost recovery and associated rate rider(s), a distributor must file the Capital Module applicable to ACM and ICM	N/A
3.2.2 Revenue to Cost Ratio Adjustments		
7 - 8	Revenue to Cost Ratio Adjustment Workform, if distributor is seeking revenue to cost ratio adjustments due to previous OEB decision	✓
3.2.3 Rate Design for Residential Electricity Customers	**Applicable only to distributors that have not completed the residential rate design transition**	
8	Mitigation plan if total bill increases for any customer class exceed 10%	N/A
3.2.4 Electricity Distribution Retail Transmission Service Rates	**No action required at filing - model completed with most recent uniform transmission rates (UTRs) approved by the OEB**	
3.2.5 Low Voltage Service Rates (optional)		
9	Provide most recent Low Voltage costs charged by the host distributor to the applicant	✓
9	Provide Actual Low Voltage costs for the last five historical years. The distributor must also provide the year-over-year variances and explanations for substantive changes in the costs over time	✓
9	Provide support for the updated Low Voltage costs: last actual volumes and host distributor(s) rates applicable to the distributor	✓
9	Provide allocation of Low Voltage costs to customer classes (generally in proportion to transmission connection rate revenues)	✓
9	Provide proposed Low Voltage rates by customer class to reflect these costs	✓
3.2.6 Review and Disposition of Group 1 DVA Balances		

2027 IRM Checklist

Enova Power Corp. (KWHRZ and WNHRZ)

EB-2026-0033

Date: 07/31/2026

Chapter 3 - Incentive Rate-Setting Applications Updated on July 14, 2026

Filing Requirement Section/Page Reference	IRM Requirements	Evidence Reference, Notes
9 - 10	Justification if any account balance in excess of the threshold should not be disposed	N/A
10	Completed Tab 3 - continuity schedule in Rate Generator Model	✓
10 - 11	The opening principal amounts as well as the opening interest amounts for Group 1 balances, shown in the continuity schedule, must reconcile with the last applicable, approved closing balances. Distributors must provide an explanation when the Group 1 account balances presented on the Tab 3 – Continuity Schedule of the Rate Generator model differ from the account balances in the trial balance as reported through the RRR (which have been pre-populated in the Tab 3 – Continuity Schedule of the Rate Generator model)	✓
10 - 11	Explanation of any variance between amounts proposed for disposition and amounts reported in RRR, by account	N/A
11	Statement as to whether any adjustments have been made to balances previously approved by the OEB on a final basis; If so, explanations provided for the nature and amounts of the adjustments and supporting documentation under a section titled "Adjustments to Deferral and Variance Accounts"	✓
11	Rate riders proposed for recovery or refund of balances that are proposed for disposition. The default disposition period is one year. Justification with proper supporting information is required if distributor is proposing an alternative recovery period	✓
3.2.6.1 Commodity Accounts 1588 and 1589		
12	Indicate the year in which Account 1588 and Account 1589 balances were last approved for disposition, whether the balances were approved on an interim or final basis, and if they were disposed on an interim basis, which year they were last disposed on a final basis	✓
12	Submit the Commodity Accounts Analysis Workform for each year that has not previously been approved by the OEB for disposition, irrespective of whether they are seeking disposition of the Account 1588 and Account 1589 balances as part of their application	✓
12	If the distributor is proposing any retroactive adjustments on the final disposed balances of Account 1588 and Account 1589, the workform is required from the year(s) that contain(s) the error(s) and the associated adjustment(s) to the year that the balance is being requested	✓
12	Supporting explanation and evidence if there is any unexplained discrepancy that is greater than +/- 1% of the total annual IESO GA charges	✓
13	If a distributor is seeking OEB approval of an exception from the limitation period for a payment or adjustment, the distributor should provide detailed reasons for seeking approval of the exception in its application. The applicant should explain the actions taken to resolve the issue such that an exception to the limitation period would not be needed and why the applicant was not successful in its efforts to resolve the issue.	N/A
3.2.6.2 Capacity Based Recovery (CBR)		
14	Distributors that propose disposition of Account 1580 sub-account CBR Class B must do so in accordance with the OEB's Capacity Based Recovery (CBR) accounting guidance - The balance in sub-account CBR Class B must be disposed over the default period of one year - For the disposition of Account 1580, sub-account CBR Class A, distributors must follow the CBR accounting guidance, which results in balances disposed outside of a rates proceeding	✓
3.2.6.3 Disposition of Account 1595		
14 - 15	Confirmation that residual balances in Account 1595 Sub-accounts for each vintage year have only been disposed once	✓
14 - 15	Confirmation that disposition of residual balances is requested two years after the expiry of the rate rider	✓

2027 IRM Checklist

Enova Power Corp. (KWHRZ and WNHRZ)

EB-2026-0033

Date: 07/31/2026

Chapter 3 - Incentive Rate-Setting Applications Updated on July 14, 2026

Filing Requirement Section/Page Reference	IRM Requirements	Evidence Reference, Notes
14 - 15	Detailed explanations provided for any significant residual balances attributable to specific rate riders for each customer rate class, including for example, differences between forecast and actual volumes	✓
3.2.7.1 Rate Riders for Previously Approved LRAM-Eligible Amounts		
16	If a distributor is requesting rate rider(s) for current rate year to recover an LRAM-eligible amount approved in a previous proceeding, the distributor should reference the most recent OEB decision where the LRAM-eligible amount was approved or confirmed, and provide the calculations used to generate the requested LRAM-eligible rate riders (i.e., the mechanistic adjustment and the allocation to rate classes). Distributors are to input the resulting rate rider(s) in Tab 19 – Additional Rates of the IRM Rate Generator Model.	N/A
3.2.7.2 Continuing Use of the LRAMVA for New NWS Activities		
16	Statement whether it is requesting an LRAMVA for distribution-rate funded NWS activities, excluding Stream 2 local electricity demand-side management (eDSM) programs	N/A
3.2.8 Income Taxes or Payments in Lieu of Taxes (PILs)		
16 - 17	Tabs 8 and 9 of Rate Generator model are completed, if applicable	✓
16 - 17	If a rate rider to the fourth decimal place is not generated for one or more customer classes, the entire sharing tax amount is be transferred to Account 1595 for disposition at a future date	✓
3.2.9 Z-Factor Claims		
17	Eligible Z-factor cost amounts are recorded in Account 1572, Extraordinary Event Costs. Carrying charges are calculated using simple interest applied to the monthly opening balances in the account and recorded in a separate sub-accounts of this account	N/A
17	To be eligible for a Z-factor claim, a distributor must demonstrate that its achieved regulatory return on equity (ROE), during its most recently completed fiscal year, does not exceed 300 basis points above its deemed ROE embedded in its base rates	N/A
3.2.9.1 Z-Factor Filing Guidelines		
17	Evidence that costs incurred meet criteria of causation, materiality and prudence	N/A
17 - 18	In addition, the distributor must: - Notify OEB by letter of all Z-Factor events within 6 months of event - Apply to OEB to recover costs recorded in the OEB-approved deferral account claimed under Z-Factor treatment - Demonstrate that distributor could not have been able to plan or budget for the event and harm caused is genuinely incremental - Demonstrate that costs incurred within a 12-month period and are incremental to those already being recovered in rates as part of ongoing business risk - Provide the distributor's achieved regulatory ROE for the most recently completed fiscal year	N/A
3.2.9.2 Recovery of Z-Factor Costs		
18	Description of manner in which distributor intends to allocate incremental costs, including rationale for approach and merits of alternative allocation methods	N/A
18	Specification of whether rate rider(s) will apply on fixed or variable basis, or combination; length of disposition period and rational for proposal	N/A
18	Residential rate rider to be proposed on fixed basis	N/A

2027 IRM Checklist

Enova Power Corp. (KWHRZ and WNHRZ)

EB-2026-0033

Date: 07/31/2026

Chapter 3 - Incentive Rate-Setting Applications Updated on July 14, 2026

Filing Requirement Section/Page Reference	IRM Requirements	Evidence Reference, Notes
18	Detailed calculation of incremental revenue requirement and resulting rate rider(s)	N/A
3.2.10 Off-Ramps		
18 - 19	If a distributor whose earnings are in excess of the dead band nevertheless applies for an increase to its base rates, it needs to substantiate its reasons for doing so	N/A
18 - 19	A distributor is expected to file its regulated ROE, as was filed for 2.1.5.6 of the RRR. However, if in the distributor's view this ROE has been affected by out-of-period or other items (for example, revenues or costs that pertain to a prior period but recognized in a subsequent one), it may also file a proposal to normalize its achieved regulated ROE for those impacts, for consideration by the OEB	N/A
3.2.11 Stream 2 Local Electricity Demand-Side Management Program Funding Requests		
19	If a Stream 2 local eDSM program funding request is submitted as part of the IRM application, distributors should input the resulting rate riders in Tab 19 - Additional Rates of the rate generator model	N/A
19	Impact of the eDSM rate rider should be included in the overall analysis of bill impacts and rate mitigation	N/A
3.2.12 Capacity Allocation Model		
19 - 20	Provide information to demonstrate how the Capacity Allocation Model has been established. Includes, but not limited to, - Information related to agreed and paid commited capacity - Constructed capacity - Projections for future customer connections - Description of system expansion - Basis and rationale for establishing the CAM	N/A
3.3.1 Advanced Capital Module		
5	Capital Module applicable to ACM and ICM, for an incremental or pre-approved Advanced Capital Module (ICM/ACM) cost recovery and associated rate rider(s)	N/A
21 - 22	Evidence of passing "Means Test"	N/A
21 - 22	Information on relevant project's (or projects') updated cost projections, confirmation that the project(s) are on schedule to be completed as planned and an updated ACM/ICM module in Excel format	N/A
21 - 22	If proposed recovery differs significantly from pre-approved amount, a detailed explanation is required	N/A
3.3.2 Incremental Capital Module		
22 - 24	If updated cost projects are 30% greater than pre-approved amount, distributor must treat project as new ICM, re-filed business case and other relevant material required	N/A
22 - 24	Evidence of passing "Means Test"	N/A
3.3.2.1 ICM Filing Requirements		
5	Capital Module applicable to ACM and ICM, for an incremental or pre-approved Advanced Capital Module (ICM/ACM) cost recovery and associated rate rider(s)	✓
24	An analysis demonstrating that the materiality threshold test has been met and that the amounts will have a significant influence on the operation of the distributor	✓
24	Justification that the amounts to be incurred will be prudent - amounts represents the most cost-effective option (but not necessarily the least initial cost) for ratepayers	✓

2027 IRM Checklist

Enova Power Corp. (KWHRZ and WNHRZ)

EB-2026-0033

Date: 07/31/2026

Chapter 3 - Incentive Rate-Setting Applications Updated on July 14, 2026

Filing Requirement Section/Page Reference	IRM Requirements	Evidence Reference, Notes
24	Justification that amounts being sought are directly related to the cause, which must be clearly outside of the base upon which current rates were derived	✓
24	Evidence that the incremental revenue requested will not be recovered through other means (e.g., it is not, in full or in part, included in base rates or being funded by the expansion of service to include new customers and other load growth)	✓
24	Details by project for the proposed capital spending plan for the expected in-service year	✓
24	Description of the proposed capital projects and expected in-service dates	✓
24	Calculation of the revenue requirement (i.e. the cost of capital, depreciation, and PILs) associated with each proposed incremental capital project	✓
25	Description of the actions the distributor would take in the event that the OEB does not approve the application	✓
25	Calculation of a rate rider to recover the incremental revenue from each applicable customer class. The distributor must identify and provide a rationale for its proposed rider design, whether variable, fixed or a combination of fixed and variable riders. As discussed at section 3.2.3, any new rate rider for the residential class must be applied on a fixed basis	✓
25	For each project with an expected capital cost of $2 million or more, excluding general plant investments: documentation of the consideration of NWS to meet the identified system need that will be addressed by the project(s) as articulated in the OEB's NWS Guidelines	N/A
3.3.2.3 Assessment of Materiality		
25 - 26	Calulate the maximum allowable capital amount	N/A
3.3.2.5 Changes in Tax Rules for Capital Cost Allowance (CCA)		
27 - 28	Provide the ICM revenue requirement reflecting the exclusion of accelerated CCA	N/A
27 - 28	Also, provide the ICM revenue requirement reflecting the inclusion of accelerated CCA	N/A
3.3.2.6 ACM/ICM Accounting Treatment		
28	Record eligible ICM amounts in Account 1508 - Other Regulatory Asset, Sub-Account Incremental Capital Expenditures, subject to assets being used and useful	N/A
28	Record actual amounts in the appropriate sub-accounts of Account 1508 – Other Regulatory Assets in accordance with the OEB's APH Guidance	N/A
28	The applicable rate of interest for deferral and variance accounts for the respective quarterly period is prescribed by the OEB and published on the OEB's website	N/A
28	At the time of the subsequent rebasing application, a distributor is required to provide the funding true-up calculation, if material, comparing the recalculated revenue requirement based on actual capital spending relating to the OEB-approved ACM/ICM project(s) to the rate rider revenues collected in the same period. Distributors should note assumptions used in the calculation (e.g. half-year rule). If the OEB determines that a true-up of variances is required, the variance will be refunded to (or collected from) customers through a rate rider	N/A